



# **Weekly Disease Report For The Week Ending December 25<sup>th</sup>, 2021 (MMWR Week 51)**

The Michigan Disease Surveillance System (MDSS) has revolutionized communicable disease reporting in Michigan; and subsequently, has transformed the Weekly Disease Report. The advent of the MDSS allows immediate communication among disease reporting authorities, local health departments, and the Michigan Department of Health and Human Services (MDHHS) regarding investigations into possible cases of communicable disease. Information on these possible cases is available in MDSS regardless of whether they are suspected, probable, or confirmed cases of disease.

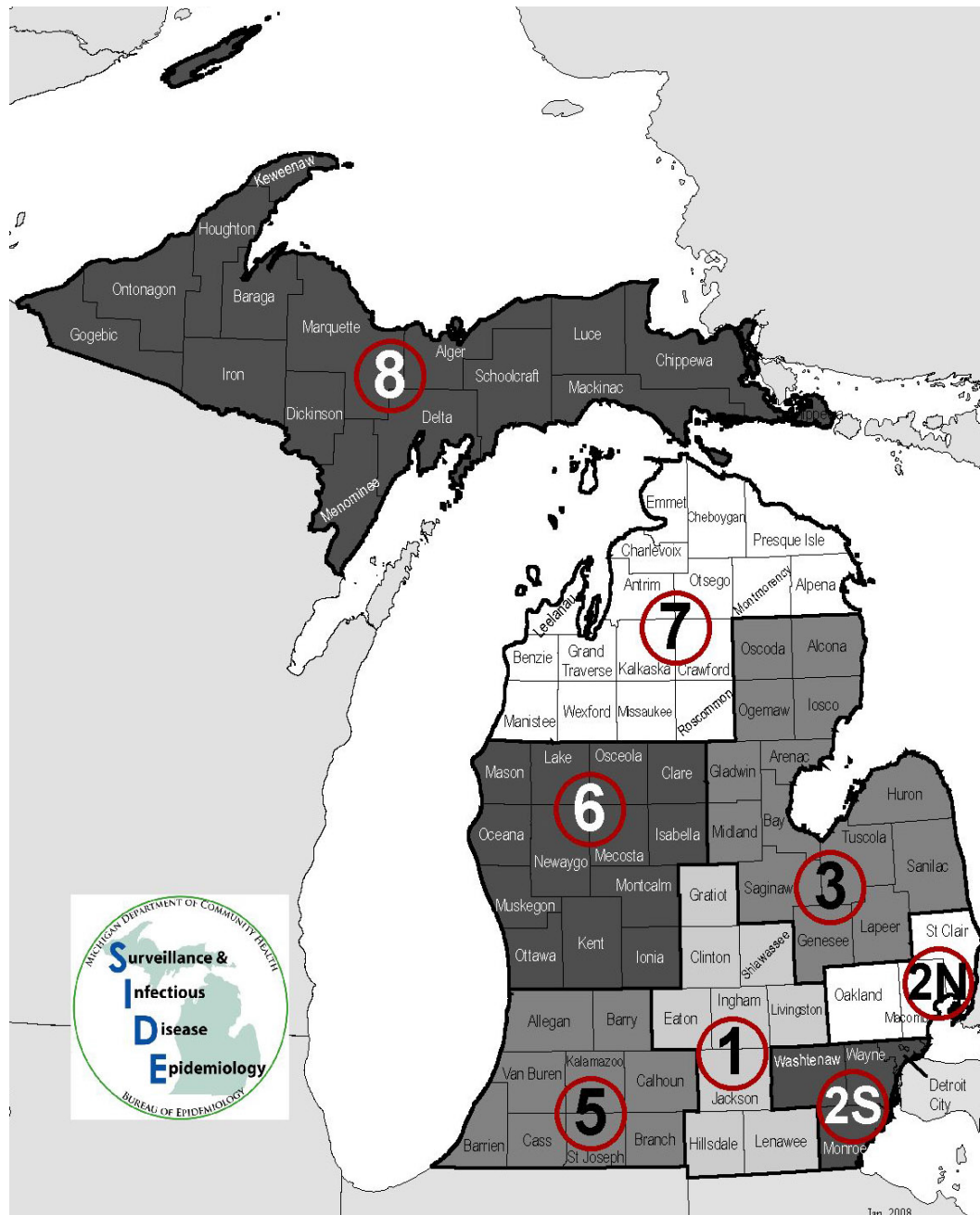
The data in the Weekly Disease Report are provisional, based on current reports to MDHHS by local health departments. The MDSS is a dynamic, continually active system: counts of disease are constantly changing as cases are investigated, confirmed as cases, or ruled out as not meeting the case definition. The Weekly Disease Report reflects this constant activity as the numbers slightly fluctuate each week. Therefore, it should be kept in mind that numbers in the Weekly Disease Report are NOT final and should be used only to generally monitor trends over time. Please contact your local health department for definitive numbers to be used for research or reporting purposes. To find your local health department, please visit

<http://www.malph.org>

## Clarification of terms used in the Weekly Disease Report:

**MMWR Week:** This week (established by the Centers for Disease Control and Prevention) runs from Sunday to Saturday and is assigned a sequentially increasing number from the first week containing a Wednesday in January. For example: 38-2010 is the 38<sup>th</sup> week in 2010 and corresponds to the week ending September 25, 2010.

**Region:** Michigan is divided into 8 Emergency Preparedness Regions. To determine which counties belong in which regions, please see below.



Questions regarding the content of the Weekly Disease Report should be referred to the Surveillance and Infectious Disease Epidemiology Section at 517-335-8165.

## Reported Cases of All Reportable Conditions Michigan Disease Surveillance System

Disease Group	Reportable Condition	Cases Reported In The Last 4 Weeks**				Total Cases Reported In Each Of The Last 5 Years***				
		48-2021	49-2021	50-2021	51-2021	2017	2018	2019	2020	2021
COVID19/MIS										
	Multisystem Inflammatory Syndrome	1	9	9	6	0	0	0	81	152
	<b>Subtotal</b>	<b>1</b>	<b>9</b>	<b>9</b>	<b>6</b>	<b>0</b>	<b>0</b>	<b>0</b>	<b>81</b>	<b>152</b>
Foodborne										
	Amebiasis	0	0	0	0	6	2	9	7	6
	Botulism - Foodborne	0	0	1	0	0	0	0	0	3
	Campylobacter	18	17	10	13	1,738	1,705	1,705	1,221	1,482
	Cryptosporidiosis	1	2	5	2	425	383	419	245	244
	Giardiasis	10	5	11	8	568	465	428	379	429
	Listeriosis	1	1	0	2	0	19	29	29	38
	Listeriosis (2014-2017)*	0	0	0	0	30	4	1	0	0
	Norovirus	8	1	16	5	1,087	1,011	1,481	583	596
	Paratyphoid Fever	0	0	0	0	0	1	4	4	2
	Salmonellosis	18	11	4	9	1,093	1,163	1,077	905	861
	Shiga toxin-producing Escherichia coli --	7	7	2	2	0	0	284	211	266
	Shigellosis	4	3	2	2	460	209	219	151	167
	Typhoid Fever	0	0	0	0	14	6	10	1	3
	Yersinia enterocolitica	0	1	0	3	66	82	76	81	99
<b>Subtotal</b>	<b>67</b>	<b>48</b>	<b>51</b>	<b>46</b>	<b>5,487</b>	<b>5,050</b>	<b>5,742</b>	<b>3,817</b>	<b>4,196</b>	
Influenza										
	Flu Like Disease*	2,871	3,283	2,354	1,086	394,863	379,206	323,372	193,798	72,598
	Influenza	421	509	593	492	26,011	47,197	32,004	33,044	5,792
	Influenza, Novel	0	0	0	0	2	3	1	0	0
	Respiratory Syncytial Virus	5	5	1	1	0	0	0	0	28
	<b>Subtotal</b>	<b>3,297</b>	<b>3,797</b>	<b>2,948</b>	<b>1,579</b>	<b>420,876</b>	<b>426,406</b>	<b>355,377</b>	<b>226,842</b>	<b>78,418</b>
Meningitis										
	Meningitis - Aseptic	2	6	3	7	659	827	458	259	269
	Meningitis - Bacterial Other	1	2	1	2	126	149	121	103	136
	Meningococcal Disease	0	0	0	0	6	4	8	3	7
	Streptococcus pneumoniae, Inv	21	16	14	13	842	791	938	529	521
	<b>Subtotal</b>	<b>24</b>	<b>24</b>	<b>18</b>	<b>22</b>	<b>1,633</b>	<b>1,771</b>	<b>1,525</b>	<b>894</b>	<b>933</b>

Disease counts reported here do NOT represent final numbers and are subject to change after cases are reviewed.

## Reported Cases of All Reportable Conditions Michigan Disease Surveillance System

Disease Group	Reportable Condition	Cases Reported In The Last 4 Weeks**				Total Cases Reported In Each Of The Last 5 Years***				
		48-2021	49-2021	50-2021	51-2021	2017	2018	2019	2020	2021
Other										
	Acute Flaccid Myelitis (AFM)	0	0	0	0	0	6	3	4	0
	Anthrax	0	0	0	0	0	0	0	0	0
	Blastomycosis	4	2	3	4	22	20	26	24	60
	Botulism - Infant	0	0	0	0	0	1	0	2	0
	Botulism - Other	0	0	0	0	0	2	0	1	2
	Brucellosis	0	0	0	0	2	4	1	4	7
	CP-CRE	22	20	29	25	0	0	19	267	566
	Candida auris	0	0	0	0	0	0	0	0	3
	Cholera	0	0	0	0	0	0	2	1	2
	Coccidioidomycosis	0	0	1	4	43	40	52	54	96
	Creutzfeldt-Jakob Disease	0	0	0	1	13	12	15	10	17
	Cryptococcosis	0	1	0	2	15	15	18	24	31
	Cyclosporiasis	1	0	0	0	0	0	1	25	49
	Encephalitis, Post Chickenpox	0	0	0	0	0	1	1	0	0
	Encephalitis, Post Mumps	0	0	0	0	0	0	0	0	0
	Encephalitis, Post Other	0	0	0	0	21	10	14	10	19
	Encephalitis, Primary	0	1	0	0	15	18	14	16	12
	Gastrointestinal Illness	1,176	1,824	1,211	184	158,881	154,968	138,801	61,476	45,315
	Guillain-Barre Syndrome	1	1	0	1	54	48	63	50	63
	Hantavirus	0	0	0	0	0	0	0	0	1
	Hantavirus, Other	0	0	0	0	0	0	0	0	0
	Hantavirus, Pulmonary	0	0	0	0	0	0	0	0	1
	Hemolytic Uremic Syndrome	0	0	0	0	0	0	8	5	3
	Hemorrhagic Fever	0	0	0	0	0	0	0	0	0
	Histoplasmosis	7	9	7	10	178	169	234	193	302
	Kawasaki	3	4	1	0	46	35	55	63	48
	Legionellosis	0	3	1	0	349	643	561	385	587
	Leprosy	0	0	0	0	0	1	0	0	1
	Leptospirosis	1	0	0	0	4	1	3	3	3
	Melioidosis+	0	0	0	0	1	0	0	0	0

Disease counts reported here do NOT represent final numbers and are subject to change after cases are reviewed.

## Reported Cases of All Reportable Conditions Michigan Disease Surveillance System

Disease Group	Reportable Condition	Cases Reported In The Last 4 Weeks**				Total Cases Reported In Each Of The Last 5 Years***				
		48-2021	49-2021	50-2021	51-2021	2017	2018	2019	2020	2021
	Novel Coronavirus SARS/MERS	0	0	0	0	0	1	0	0	0
	Plague	0	0	0	0	0	0	0	0	0
	Psittacosis	0	1	0	0	1	4	0	2	6
	Q Fever Acute	0	1	0	0	3	4	5	4	2
	Q Fever Chronic	0	0	0	0	3	1	0	1	1
	Q Fever*	0	0	2	0	0	3	2	3	13
	Rabies Human	0	0	0	0	0	0	0	0	0
	Reye Syndrome	0	0	0	0	0	0	0	0	0
	Rheumatic Fever	0	0	0	0	0	0	0	0	0
	Rubella - Congenital	0	0	0	0	0	0	0	0	0
	Streptococcal Dis, Inv, Grp A	6	10	4	2	458	428	449	340	267
	Streptococcal Toxic Shock	0	0	0	0	2	5	5	4	4
	Streptococcus pneumoniae, Drug Resistant	2	0	1	1	110	96	80	32	31
	Toxic Shock	1	0	0	1	2	4	7	3	5
	Trachoma	0	0	0	0	0	0	0	2	1
	Trichinosis	0	0	1	0	0	0	0	0	3
	Tularemia	0	0	0	0	0	2	1	0	2
	VISA	0	0	0	0	7	8	11	0	4
	VRSA	0	0	0	0	0	0	0	0	1
	Vibriosis - Non Cholera	1	0	1	0	1	0	34	27	48
	<b>Subtotal</b>	<b>1,225</b>	<b>1,877</b>	<b>1,262</b>	<b>235</b>	<b>160,231</b>	<b>156,550</b>	<b>140,485</b>	<b>63,035</b>	<b>47,576</b>
Rabies										
	Rabies Animal	1	0	0	0	44	76	58	55	52
	Rabies: Potential Exposure & PEP	51	38	58	32	0	50	5,453	3,649	3,683
	<b>Subtotal</b>	<b>52</b>	<b>38</b>	<b>58</b>	<b>32</b>	<b>44</b>	<b>126</b>	<b>5,511</b>	<b>3,704</b>	<b>3,735</b>
STD										
	Chancroid	0	0	0	0	1	0	0	0	2
	Chlamydia (Genital)	912	892	838	710	51,731	51,616	50,421	44,846	44,949
	Gonorrhea	412	395	378	305	15,388	17,047	18,277	23,406	21,822
	Granuloma Inguinale	0	0	0	0	0	0	0	0	0
	Lymphogranuloma venereum	0	0	0	0	8	16	1	8	4

Disease counts reported here do NOT represent final numbers and are subject to change after cases are reviewed.

## Reported Cases of All Reportable Conditions Michigan Disease Surveillance System

Disease Group	Reportable Condition	Cases Reported In The Last 4 Weeks**				Total Cases Reported In Each Of The Last 5 Years***				
		48-2021	49-2021	50-2021	51-2021	2017	2018	2019	2020	2021
	Syphilis - Congenital	1	1	1	1	10	14	16	29	41
	Syphilis - Early Latent	15	11	8	2	342	412	558	567	711
	Syphilis - Late Latent*	0	0	0	1	415	0	0	0	1
	Syphilis - Late with Manifestations*	0	0	0	0	20	0	0	0	0
	Syphilis - Latent of Unknown Duration*	0	0	0	0	26	0	0	0	1
	Syphilis - Primary	6	4	8	2	165	228	273	311	348
	Syphilis - Secondary	6	8	5	3	315	426	411	471	596
	Syphilis - To Be Determined	10	21	27	37	0	2	0	0	215
	Syphilis - Unknown Duration or Late	15	13	9	3	8	624	656	667	884
	<b>Subtotal</b>		1,377	1,345	1,274	1,064	68,429	70,385	70,613	70,305
Tuberculosis										
	Latent Tuberculosis Infection	14	26	26	23	124	1,126	2,053	1,366	1,520
	Nontuberculous Mycobacterium	33	21	10	13	348	840	855	686	760
	Tuberculosis	4	6	3	5	135	117	139	97	139
	<b>Subtotal</b>		51	53	39	41	607	2,083	3,047	2,149
VPD										
	Chickenpox (Varicella)	10	9	10	3	543	436	422	185	251
	Diphtheria	0	0	0	0	0	0	0	0	1
	H. influenzae Disease - Inv.	8	8	12	7	199	174	223	99	185
	Measles	0	1	2	0	2	19	46	0	9
	Mumps	2	1	1	0	47	81	29	7	16
	Pertussis	3	4	2	1	761	658	546	116	226
	Polio	0	0	0	0	0	0	0	0	0
	Rubella	0	0	1	1	0	0	0	1	9
	Shingles	10	12	6	6	976	1,252	1,222	817	609
	Tetanus	0	0	0	0	2	2	1	0	1
	VZ Infection, Unspecified	13	11	10	9	270	213	228	237	475
<b>Subtotal</b>		46	46	44	27	2,800	2,835	2,717	1,462	1,782
Vectorborne										
	Babesiosis++	1	0	0	0	3	5	2	1	13
	Chikungunya~	0	0	0	0	0	0	0	0	2

Disease counts reported here do NOT represent final numbers and are subject to change after cases are reviewed.

## Reported Cases of All Reportable Conditions Michigan Disease Surveillance System

Disease Group	Reportable Condition	Cases Reported In The Last 4 Weeks**				Total Cases Reported In Each Of The Last 5 Years***				
		48-2021	49-2021	50-2021	51-2021	2017	2018	2019	2020	2021
	Dengue Fever	0	1	0	0	0	0	2	9	9
	Ehrlichiosis*	0	0	0	0	0	0	0	0	0
	Ehrlichiosis, Anaplasma phagocytophilum	2	1	1	1	1	0	2	20	92
	Ehrlichiosis, Anaplasma phagocytophilum	0	0	0	0	15	17	15	0	0
	Ehrlichiosis, Anaplasmosis Undetermined	0	0	0	0	0	0	0	0	1
	Ehrlichiosis, Ehrlichia chaffeensis	0	0	0	0	0	0	2	5	18
	Ehrlichiosis, Ehrlichia chaffeensis (2009-	0	0	0	0	3	7	3	0	0
	Ehrlichiosis, Ehrlichia ewingii	0	0	0	0	0	0	0	0	0
	Ehrlichiosis, Ehrlichia ewingii (2009-2019)*	0	0	0	0	0	0	0	0	0
	Ehrlichiosis, human granulocytic*	0	0	0	0	0	0	0	0	0
	Ehrlichiosis, human monocytic*	0	0	0	0	0	0	0	0	0
	Ehrlichiosis, human other/undetermined	0	0	0	0	3	1	0	0	0
	Ehrlichosis human, other, unsp*	0	0	0	0	0	0	0	0	0
	Encephalitis, California Serogroup	0	0	0	0	0	0	0	4	9
	Encephalitis, Eastern Equine	0	0	0	0	0	0	0	4	1
	Encephalitis, Powassan	0	0	0	0	0	0	0	0	0
	Encephalitis, St. Louis	0	0	0	0	0	0	0	0	4
	Encephalitis, Western Equine	0	0	0	0	0	0	0	0	0
	Lyme Disease	9	14	21	80	349	309	488	531	1,404
	Malaria	2	1	0	1	45	29	26	14	15
	Rickettsial Disease - Spotted Fever	0	0	0	0	0	0	2	48	17
	Rickettsial Disease - Typhus	0	0	0	0	0	0	0	0	3
	West Nile Virus	0	0	0	0	0	0	0	33	71
	Yellow Fever	0	0	0	0	0	0	0	0	0
	Zika~~	0	0	0	0	0	0	0	0	5
	<b>Subtotal</b>	14	17	22	82	419	368	542	669	1,664
Viral Hepatitis										
	Hepatitis A	2	0	0	4	705	332	80	23	49
	Hepatitis B, Acute	49	40	63	52	63	80	65	44	1,937
	Hepatitis B, Chronic	23	40	33	17	1,213	1,072	1,010	728	885
	Hepatitis B, Perinatal	0	0	0	0	1	1	0	0	0

Disease counts reported here do NOT represent final numbers and are subject to change after cases are reviewed.

## Reported Cases of All Reportable Conditions Michigan Disease Surveillance System

Disease Group	Reportable Condition	Cases Reported In The Last 4 Weeks**				Total Cases Reported In Each Of The Last 5 Years***				
		48-2021	49-2021	50-2021	51-2021	2017	2018	2019	2020	2021
	Hepatitis C, Acute	30	30	27	29	233	176	133	145	829
	Hepatitis C, Chronic	89	84	95	57	11,950	10,332	6,144	4,420	4,672
	Hepatitis C, Perinatal	0	0	0	1	3	11	11	8	14
	Hepatitis E	0	0	1	1	5	9	5	9	14
	<b>Subtotal</b>	193	194	219	161	14,173	12,013	7,448	5,377	8,400

Disease counts reported here do NOT represent final numbers and are subject to change after cases are reviewed.

**Complete HIV/AIDS statistics can be found at:** [https://www.michigan.gov/mdhhs/0,5885,7-339-71550\\_2955\\_2982-428731--,00.html](https://www.michigan.gov/mdhhs/0,5885,7-339-71550_2955_2982-428731--,00.html)

**Complete COVID-19 statistics can be found at:** <https://www.michigan.gov/coronavirus/>

\* Indicates disease no longer reported into the MDSS on an individual cases basis.  
 \*\*\* Data for cases reported in the last 5 years is for the entire year except for the current year which is year to date.  
 \*\* Data for cases reported in the last 4 weeks is based on the date the case was referred.







Table of Diseases by Geographic Location																								
Time Period: Week 51-2021																								
Disease	Alcona		Alger		Allegan		Alpena		Antrim		Arenac		Baraga		Barry		Bay		Benzie		Berrien		Branch	
	Current	YTD	Current	YTD	Current	YTD	Current	YTD	Current	YTD	Current	YTD	Current	YTD	Current	YTD	Current	YTD	Current	YTD	Current	YTD	Current	YTD
Rickettsial Disease - Spotted Fever	-	-	-	-	-	-	-	-	-	-	-	-	-	-	-	-	-	-	-	-	-	-	-	-
Rickettsial Disease - Typhus	-	-	-	-	-	-	-	-	-	-	-	-	-	-	-	-	-	-	-	-	-	-	-	-
Rubella	-	-	-	-	-	-	-	-	-	-	-	-	-	-	-	-	1	-	-	-	1	-	-	-
Rubella - Congenital	-	-	-	-	-	-	-	-	-	-	-	-	-	-	-	-	-	-	-	-	-	-	-	-
Salmonellosis	-	1	-	-	-	12	-	3	-	1	-	-	-	-	16	-	6	-	5	-	18	1	8	-
Shiga toxin-producing Escherichia coli --(STEC)	-	-	-	-	-	5	-	-	-	1	-	1	-	-	3	-	3	-	1	-	1	-	2	-
Shigellosis	-	-	-	-	-	-	-	-	-	1	-	-	-	-	1	-	3	-	-	-	4	-	-	-
Shingles	-	-	-	-	-	3	-	-	-	-	-	-	-	-	7	-	3	-	-	-	2	-	-	-
Streptococcal Dis, Inv, Grp A	-	1	-	-	-	-	-	-	-	1	-	2	-	-	-	-	-	-	-	-	10	-	5	-
Streptococcal Toxic Shock	-	-	-	-	-	-	-	-	-	-	-	-	-	-	-	-	-	-	-	-	-	-	-	-
Streptococcus pneumoniae, Drug Resistant	-	-	-	-	-	-	-	-	-	-	-	-	-	-	-	-	1	-	-	-	2	-	-	-
Streptococcus pneumoniae, Inv	-	1	-	-	-	6	-	1	-	1	-	-	-	-	6	-	2	-	1	-	10	-	1	-
Syphilis - Congenital	-	-	-	-	-	-	-	-	-	-	-	-	-	-	-	-	-	-	-	-	-	-	-	-
Syphilis - Early Latent	-	1	-	-	-	3	-	-	-	1	-	-	-	-	3	-	4	-	-	-	2	-	-	-
Syphilis - Late Latent*	-	-	-	-	-	-	-	-	-	-	-	-	-	-	-	-	-	-	-	-	-	-	-	-
Syphilis - Latent of Unknown Duration*	-	-	-	-	-	-	-	-	-	-	-	-	-	-	-	-	-	-	-	-	-	-	-	-
Syphilis - Late with Manifestations*	-	-	-	-	-	-	-	-	-	-	-	-	-	-	-	-	-	-	-	-	-	-	-	-
Syphilis - Primary	-	-	-	-	-	3	-	-	-	1	-	-	-	-	1	-	-	-	-	-	2	-	-	-
Syphilis - Secondary	-	-	-	-	-	3	-	-	-	-	-	-	-	-	2	-	2	-	-	-	2	-	3	-
Syphilis - To Be Determined	-	-	-	-	1	2	-	-	-	1	-	1	-	-	1	-	1	-	-	1	2	-	-	-
Syphilis - Unknown Duration or Late	-	-	-	-	-	2	-	-	-	-	-	-	-	-	2	-	5	-	-	-	6	-	-	-
Tetanus	-	-	-	-	-	-	-	-	-	-	-	-	-	-	-	-	-	-	-	-	-	-	-	-
Toxic Shock	-	-	-	-	-	1	-	-	-	-	-	1	-	-	-	-	-	-	-	-	-	-	-	-
Trachoma	-	-	-	-	-	-	-	-	-	-	-	-	-	-	-	-	-	-	-	-	-	-	-	-
Trichinosis	-	-	-	-	-	2	-	-	-	-	-	-	-	-	-	-	-	-	-	-	-	-	-	-
Tuberculosis	-	-	-	-	-	1	-	-	-	-	-	-	-	-	-	1	3	-	-	-	-	-	-	1
Tularemia	-	-	-	-	-	-	-	-	-	-	-	-	-	-	-	-	-	-	-	-	-	-	-	-
Typhoid Fever	-	-	-	-	-	-	-	-	-	-	-	-	-	-	-	-	-	-	-	-	-	-	-	-
Vibriosis - Non Cholera	-	-	-	-	-	-	-	-	-	-	-	-	-	-	1	-	1	-	-	-	1	-	2	-
VISA	-	-	-	-	-	-	-	-	-	-	-	-	-	-	-	-	-	-	-	-	-	-	-	-
VRSA	-	-	-	-	-	-	-	-	-	-	-	-	-	-	-	-	-	-	-	-	-	-	-	-
VZ Infection, Unspecified	-	-	-	-	-	9	-	-	1	3	-	1	-	-	-	-	2	-	3	-	3	-	1	-
West Nile Virus	-	-	-	-	-	-	-	-	-	-	-	-	-	-	-	-	-	-	-	-	-	-	-	2
Yellow Fever	-	-	-	-	-	-	-	-	-	-	-	-	-	-	-	-	-	-	-	-	-	-	-	-
Yersinia enteritis	-	-	-	-	-	-	-	-	-	1	-	-	-	1	-	1	1	-	2	-	1	-	2	-
Zika	-	-	-	-	-	-	-	-	-	-	-	-	-	-	-	-	-	-	-	-	-	-	-	-
<b>Total</b>	<b>4</b>	<b>57</b>	<b>0</b>	<b>41</b>	<b>46</b>	<b>6,070</b>	<b>2</b>	<b>117</b>	<b>2</b>	<b>224</b>	<b>3</b>	<b>196</b>	<b>1</b>	<b>138</b>	<b>4</b>	<b>3,056</b>	<b>54</b>	<b>1,966</b>	<b>17</b>	<b>117</b>	<b>42</b>	<b>1,966</b>	<b>24</b>	<b>4,884</b>

Disease counts reported here do NOT represent final numbers and are subject to change after cases are reviewed.

Table of Diseases by Geographic Location																								
Time Period: Week 51-2021																								
Disease	Calhoun		Cass		Charlevoix		Cheboygan		Chippewa		Clare		Clinton		Crawford		Delta		Detroit City		Dickinson		Eaton	
	Current	YTD	Current	YTD	Current	YTD	Current	YTD	Current	YTD	Current	YTD	Current	YTD	Current	YTD	Current	YTD	Current	YTD	Current	YTD	Current	YTD
Acute Flaccid Myelitis (AFM)	-	-	-	-	-	-	-	-	-	-	-	-	-	-	-	-	-	-	-	-	-	-	-	-
Amebiasis	-	-	-	-	-	-	-	-	-	-	-	-	-	-	-	-	-	-	-	-	-	-	-	-
Anthrax	-	-	-	-	-	-	-	-	-	-	-	-	-	-	-	-	-	-	-	-	-	-	-	-
Babesiosis++	-	-	-	-	-	-	-	-	-	-	-	-	-	-	-	-	1	-	-	-	2	-	-	-
Blastomycosis	-	1	-	-	-	-	-	1	-	-	-	-	-	-	-	-	-	-	1	-	1	-	-	-
Botulism - Foodborne	-	-	-	-	-	-	-	-	-	-	-	-	-	-	-	-	-	-	-	3	-	-	-	-
Botulism - Infant	-	-	-	-	-	-	-	-	-	-	-	-	-	-	-	-	-	-	-	-	-	-	-	-
Botulism - Other	-	-	-	-	-	-	-	-	-	-	-	-	-	-	-	-	-	-	-	2	-	-	-	-
Brucellosis	-	-	-	-	-	-	-	-	-	-	-	-	-	-	-	-	-	-	-	-	-	-	-	-
Campylobacter	-	21	-	3	-	9	-	7	-	6	-	9	-	16	-	5	1	9	-	67	-	19	-	13
Candida auris	-	-	-	-	-	-	-	-	-	-	-	-	-	-	-	-	-	-	-	-	-	-	-	-
Chancroid	-	-	-	-	-	-	-	-	-	-	-	-	-	-	-	-	-	-	-	-	-	-	-	-
Chickenpox (Varicella)	-	6	-	-	-	-	-	-	-	-	-	-	-	-	-	-	-	1	-	2	-	1	1	6
Chikungunya-	-	-	-	-	-	-	-	-	-	-	-	-	-	-	-	-	-	-	-	-	-	-	-	-
Chlamydia (Genital)	10	894	7	162	1	40	-	43	1	79	-	61	4	217	-	19	-	46	131	9,019	1	61	6	356
Cholera	-	-	-	-	-	-	-	-	-	-	-	-	-	2	-	-	-	-	-	-	-	-	-	-
Coccidioidomycosis	-	2	-	-	-	-	-	-	-	-	-	-	-	1	-	-	-	2	-	4	-	-	-	-
CP-CRE	-	3	-	2	-	-	-	3	-	1	-	1	-	3	-	-	-	-	5	177	-	-	-	2
Creutzfeldt-Jakob Disease	-	-	-	-	-	-	-	-	-	-	-	-	-	-	-	-	-	-	-	2	-	-	-	-
Cryptococcosis	-	-	-	1	-	-	-	-	-	-	-	-	-	-	-	-	-	-	1	6	-	-	-	-
Cryptosporidiosis	-	7	-	2	-	3	-	1	-	1	-	-	-	1	-	1	-	3	-	2	-	6	-	-
Cyclosporiasis	-	-	-	-	-	1	-	-	-	-	-	-	-	-	-	1	-	-	-	4	-	1	-	-
Dengue Fever	-	-	-	-	-	-	-	-	-	-	-	-	-	-	-	-	-	-	-	-	-	-	-	-
Diphtheria	-	-	-	-	-	-	-	-	-	-	-	-	-	-	-	-	-	-	-	-	-	-	-	-
Ehrlichiosis, Anaplasma phagocytophilum	-	-	-	-	-	-	-	-	-	-	-	1	-	-	-	-	-	1	-	1	-	25	-	-
Ehrlichiosis, Anaplasma phagocytophilum (2009-2019)*	-	-	-	-	-	-	-	-	-	-	-	-	-	-	-	-	-	-	-	-	-	-	-	-
Ehrlichiosis, Anaplasmosis Undetermined	-	-	-	-	-	-	-	-	-	-	-	-	-	-	-	-	-	-	-	-	-	1	-	-
Ehrlichiosis, Ehrlichia chaffeensis	-	-	-	-	-	-	-	-	-	-	-	-	-	-	-	-	-	-	-	-	-	5	-	-
Ehrlichiosis, Ehrlichia chaffeensis (2009-2019)*	-	-	-	-	-	-	-	-	-	-	-	-	-	-	-	-	-	-	-	-	-	-	-	-
Ehrlichiosis, Ehrlichia ewingii	-	-	-	-	-	-	-	-	-	-	-	-	-	-	-	-	-	-	-	-	-	-	-	-
Ehrlichiosis, Ehrlichia ewingii (2009-2019)*	-	-	-	-	-	-	-	-	-	-	-	-	-	-	-	-	-	-	-	-	-	-	-	-
Ehrlichiosis, human granulocytic*	-	-	-	-	-	-	-	-	-	-	-	-	-	-	-	-	-	-	-	-	-	-	-	-
Ehrlichiosis, human monocytic*	-	-	-	-	-	-	-	-	-	-	-	-	-	-	-	-	-	-	-	-	-	-	-	-
Ehrlichiosis, human other/undetermined (2009-2019)*	-	-	-	-	-	-	-	-	-	-	-	-	-	-	-	-	-	-	-	-	-	-	-	-
Ehrlichiosis*	-	-	-	-	-	-	-	-	-	-	-	-	-	-	-	-	-	-	-	-	-	-	-	-
Ehrlichiosis human, other, unsp*	-	-	-	-	-	-	-	-	-	-	-	-	-	-	-	-	-	-	-	-	-	-	-	-
Encephalitis, California Serogroup	-	1	-	-	-	-	-	-	-	-	-	-	-	-	-	-	-	-	-	-	-	-	-	-
Encephalitis, Eastern Equine	-	-	-	-	-	-	-	-	-	-	-	-	-	-	-	-	-	-	-	-	-	-	-	-
Encephalitis, Post Chickenpox	-	-	-	-	-	-	-	-	-	-	-	-	-	-	-	-	-	-	-	-	-	-	-	-
Encephalitis, Post Mumps	-	-	-	-	-	-	-	-	-	-	-	-	-	-	-	-	-	-	-	-	-	-	-	-
Encephalitis, Post Other	-	-	-	1	-	1	-	-	-	-	-	-	-	-	-	-	-	-	-	2	-	-	-	-
Encephalitis, Powassan	-	-	-	-	-	-	-	-	-	-	-	-	-	-	-	-	-	-	-	-	-	-	-	-
Encephalitis, Primary	-	1	-	-	-	1	-	-	-	-	-	-	-	-	-	-	-	-	-	-	-	-	-	-
Encephalitis, St. Louis	-	-	-	-	-	-	-	-	-	-	-	-	-	-	-	-	-	-	-	-	-	-	-	-
Encephalitis, Western Equine	-	-	-	-	-	-	-	-	-	-	-	-	-	-	-	-	-	-	-	-	-	-	-	-
Flu Like Disease*	28	1,766	-	451	-	262	-	-	-	1	-	351	-	-	-	1	-	64	-	-	-	537	4	1,484
Gastrointestinal Illness	-	2,029	-	670	-	37	-	-	-	94	-	480	-	-	-	-	-	-	-	-	-	675	10	3,441
Giardiasis	-	6	-	-	-	6	-	-	-	3	-	-	-	2	-	-	-	1	-	16	-	4	-	7
Gonorrhea	13	530	2	69	-	6	-	8	-	12	1	21	1	76	-	5	1	2	76	5,744	-	4	-	162
Granuloma Inguinale	-	-	-	-	-	-	-	-	-	-	-	-	-	-	-	-	-	-	-	-	-	-	-	-
Guillain-Barre Syndrome	-	1	-	-	-	-	-	-	-	-	-	-	-	-	-	-	-	-	-	2	-	-	-	1



Table of Diseases by Geographic Location																								
Time Period: Week 51-2021																								
Disease	Calhoun		Cass		Charlevoix		Cheboygan		Chippewa		Clare		Clinton		Crawford		Delta		Detroit City		Dickinson		Eaton	
	Current	YTD	Current	YTD	Current	YTD	Current	YTD	Current	YTD	Current	YTD	Current	YTD	Current	YTD	Current	YTD	Current	YTD	Current	YTD	Current	YTD
Rickettsial Disease - Spotted Fever	-	-	-	-	-	-	-	1	-	-	-	-	-	-	-	-	-	-	-	1	-	-	-	-
Rickettsial Disease - Typhus	-	-	-	-	-	-	-	-	-	-	-	-	-	-	-	-	-	-	-	-	-	-	-	-
Rubella	-	-	-	-	-	-	-	-	-	-	-	-	-	-	-	-	-	-	-	3	-	-	-	-
Rubella - Congenital	-	-	-	-	-	-	-	-	-	-	-	-	-	-	-	-	-	-	-	-	-	-	-	-
Salmonellosis	-	16	-	8	-	3	-	1	-	9	-	4	-	6	-	-	-	-	-	29	-	2	-	13
Shiga toxin-producing Escherichia coli --(STEC)	-	5	-	1	-	2	-	-	-	-	-	5	-	2	-	1	-	1	-	5	-	2	-	5
Shigellosis	-	-	-	-	-	-	-	-	-	-	-	-	-	3	-	-	-	-	-	19	-	-	-	2
Shingles	-	18	-	1	-	2	-	-	-	-	-	-	-	1	-	-	-	1	-	12	-	-	-	4
Streptococcal Dis, Inv, Grp A	-	7	-	2	-	-	-	2	-	-	-	1	-	1	-	-	-	-	-	42	-	-	-	2
Streptococcal Toxic Shock	-	-	-	-	-	-	-	-	-	-	-	-	-	-	-	-	-	-	-	1	-	-	-	1
Streptococcus pneumoniae, Drug Resistant	-	-	-	-	-	-	-	-	-	-	-	-	-	-	-	-	-	1	-	3	-	-	-	-
Streptococcus pneumoniae, Inv	1	22	-	2	-	1	-	-	-	-	-	4	-	2	-	3	-	2	1	59	-	1	-	5
Syphilis - Congenital	-	-	-	-	-	-	-	-	-	-	-	-	-	-	-	-	-	-	-	21	-	-	-	-
Syphilis - Early Latent	-	5	-	-	-	-	-	-	-	-	-	-	-	-	-	-	-	-	-	235	-	1	-	2
Syphilis - Late Latent*	-	-	-	-	-	-	-	-	-	-	-	-	-	-	-	-	-	-	-	-	-	-	-	-
Syphilis - Latent of Unknown Duration*	-	-	-	-	-	-	-	-	-	-	-	-	-	-	-	-	-	-	-	1	-	-	-	-
Syphilis - Late with Manifestations*	-	-	-	-	-	-	-	-	-	-	-	-	-	-	-	-	-	-	-	-	-	-	-	-
Syphilis - Primary	-	4	-	-	-	-	-	-	-	-	-	-	-	-	-	-	-	-	2	122	-	-	-	3
Syphilis - Secondary	-	8	-	-	-	1	-	-	-	1	-	1	-	1	-	-	-	-	-	196	-	1	-	1
Syphilis - To Be Determined	1	2	-	-	-	-	-	-	-	-	-	-	-	2	-	-	-	-	8	55	-	-	1	4
Syphilis - Unknown Duration or Late	-	9	-	1	-	-	-	-	-	1	-	1	-	4	-	-	-	-	2	294	-	1	-	7
Tetanus	-	-	-	-	-	-	-	-	-	-	-	-	-	-	-	-	-	-	-	-	-	-	-	-
Toxic Shock	-	-	-	-	-	-	-	-	-	-	-	-	-	-	-	-	-	-	-	-	-	-	-	-
Trachoma	-	-	-	-	-	-	-	-	-	1	-	-	-	-	-	-	-	-	-	-	-	-	-	-
Trichinosis	-	-	-	-	-	-	-	-	-	-	-	-	-	-	-	-	-	-	-	-	-	-	-	-
Tuberculosis	-	1	-	-	-	-	-	-	-	-	-	-	-	-	-	-	-	-	-	25	-	-	-	-
Tularemia	-	-	-	-	-	-	-	-	-	-	-	-	-	-	-	-	-	-	-	-	-	-	-	-
Typhoid Fever	-	-	-	-	-	-	-	-	-	-	-	-	-	-	-	-	-	-	-	-	-	-	-	-
Vibriosis - Non Cholera	-	1	-	1	-	1	-	-	-	1	-	-	-	-	-	-	-	-	-	-	-	-	-	2
VISA	-	-	-	-	-	-	-	-	-	-	-	-	-	-	-	-	-	-	-	-	-	-	-	-
VRSA	-	-	-	-	-	-	-	-	-	-	-	-	-	-	-	-	-	-	-	-	-	-	-	-
VZ Infection, Unspecified	-	1	-	1	-	1	-	5	-	-	-	-	-	10	-	2	-	1	2	73	-	-	-	1
West Nile Virus	-	1	-	1	-	-	-	-	-	-	-	-	-	-	-	-	-	1	-	9	-	-	-	-
Yellow Fever	-	-	-	-	-	-	-	-	-	-	-	-	-	-	-	-	-	-	-	-	-	-	-	-
Yersinia enteritis	-	6	-	2	-	-	-	2	-	-	-	-	-	-	-	2	-	1	-	3	-	-	-	1
Zika	-	-	-	-	-	-	-	-	-	-	-	-	-	-	-	-	-	-	-	1	-	-	-	-
<b>Total</b>	<b>78</b>	<b>5,607</b>	<b>12</b>	<b>1,477</b>	<b>1</b>	<b>412</b>	<b>1</b>	<b>155</b>	<b>6</b>	<b>278</b>	<b>6</b>	<b>1,106</b>	<b>5</b>	<b>497</b>	<b>6</b>	<b>72</b>	<b>3</b>	<b>239</b>	<b>298</b>	<b>18,711</b>	<b>4</b>	<b>1,494</b>	<b>33</b>	<b>5,708</b>

Disease counts reported here do NOT represent final numbers and are subject to change after cases are reviewed.







Table of Diseases by Geographic Location																								
Time Period: Week 51-2021																								
Disease	Emmet		Genesee		Gladwin		Gogebic		Grand Traverse		Graftot		Hillsdale		Houghton		Huron		Ingham		Ionia		Iosco	
	Current	YTD	Current	YTD	Current	YTD	Current	YTD	Current	YTD	Current	YTD	Current	YTD	Current	YTD	Current	YTD	Current	YTD	Current	YTD	Current	YTD
Rickettsial Disease - Spotted Fever	-	-	-	1	-	-	-	-	-	1	-	-	-	-	-	-	-	-	-	-	-	-	-	-
Rickettsial Disease - Typhus	-	-	-	-	-	-	-	-	-	-	-	-	-	-	-	-	-	-	-	-	-	-	-	-
Rubella	-	-	-	2	-	-	-	-	-	-	-	-	-	-	-	-	-	-	-	-	-	-	-	-
Rubella - Congenital	-	-	-	-	-	-	-	-	-	-	-	-	-	-	-	-	-	-	-	-	-	-	-	-
Salmonellosis	-	1	-	39	-	3	-	-	-	7	-	4	-	4	-	3	-	1	-	22	-	8	-	3
Shiga toxin-producing Escherichia coli --(STEC)	-	1	-	4	-	1	-	1	-	7	-	3	-	2	-	-	-	2	-	23	-	1	-	1
Shigellosis	-	-	-	3	-	-	-	-	-	2	-	2	-	-	-	1	-	1	-	6	-	-	-	-
Shingles	-	6	1	11	-	-	-	-	-	7	-	-	-	-	-	2	-	-	-	29	-	6	-	-
Streptococcal Dis, Inv, Grp A	-	-	1	16	-	-	-	-	-	2	1	6	-	1	-	-	-	1	-	6	-	2	-	-
Streptococcal Toxic Shock	-	-	-	-	-	-	-	-	-	-	-	-	-	-	-	-	-	-	-	-	-	-	-	-
Streptococcus pneumoniae, Drug Resistant	-	-	-	-	-	-	-	-	-	-	-	-	-	-	-	-	-	1	-	-	-	-	-	-
Streptococcus pneumoniae, Inv	-	1	-	30	-	2	-	1	-	4	-	2	-	3	-	3	-	2	-	17	-	6	-	2
Syphilis - Congenital	-	-	-	1	-	-	-	-	-	-	-	-	-	-	-	-	-	-	-	-	-	-	-	-
Syphilis - Early Latent	-	1	-	10	-	-	-	-	-	3	-	3	-	-	-	-	-	-	-	23	-	2	-	-
Syphilis - Late Latent*	-	-	-	-	-	-	-	-	-	-	-	-	-	-	-	-	-	-	-	-	-	-	-	-
Syphilis - Latent of Unknown Duration*	-	-	-	-	-	-	-	-	-	-	-	-	-	-	-	-	-	-	-	-	-	-	-	-
Syphilis - Late with Manifestations*	-	-	-	-	-	-	-	-	-	-	-	-	-	-	-	-	-	-	-	-	-	-	-	-
Syphilis - Primary	-	-	-	8	-	-	-	-	-	-	-	-	-	-	-	-	-	-	-	10	-	1	-	-
Syphilis - Secondary	-	-	-	9	-	1	-	-	-	1	-	1	-	1	-	-	-	1	-	12	-	2	-	-
Syphilis - To Be Determined	-	1	1	4	-	-	-	-	-	-	-	-	-	-	-	-	-	-	4	9	-	-	-	-
Syphilis - Unknown Duration or Late	-	-	-	30	-	-	-	1	-	-	-	1	-	-	-	1	-	-	-	34	-	1	-	-
Tetanus	-	-	-	-	-	-	-	-	-	-	-	-	-	-	-	-	-	-	-	-	-	-	-	-
Toxic Shock	-	-	-	1	-	-	-	-	-	-	-	-	-	-	-	-	-	-	-	-	-	-	-	-
Trachoma	-	-	-	-	-	-	-	-	-	-	-	-	-	-	-	-	-	-	-	-	-	-	-	-
Trichinosis	-	-	-	-	-	-	-	-	-	-	-	-	-	-	-	-	-	-	-	-	-	-	-	-
Tuberculosis	-	1	1	8	-	-	-	-	-	-	-	-	-	-	-	1	-	-	-	2	-	2	-	-
Tularemia	-	-	-	-	-	-	-	-	-	-	-	-	-	-	-	-	-	-	-	-	-	-	-	-
Typhoid Fever	-	-	-	-	-	-	-	-	-	-	-	-	-	-	-	-	-	-	-	-	-	-	-	-
Vibriosis - Non Cholera	-	-	-	-	-	-	-	-	-	1	-	-	-	-	-	-	-	-	-	2	-	1	-	-
VISA	-	-	-	-	-	-	-	-	-	-	-	-	-	-	-	-	-	-	-	-	-	-	-	-
VRSA	-	-	-	-	-	-	-	-	-	-	-	-	-	-	-	-	-	-	-	-	-	-	-	-
VZ Infection, Unspecified	-	5	-	16	-	2	-	-	-	1	2	-	-	-	1	-	1	-	1	-	2	-	4	-
West Nile Virus	-	-	-	2	-	-	-	-	-	-	-	-	-	-	-	-	-	-	-	1	-	-	-	-
Yellow Fever	-	-	-	-	-	-	-	-	-	-	-	-	-	-	-	-	-	-	-	-	-	-	-	-
Yersinia enteritis	-	-	-	2	-	-	-	-	-	2	-	-	-	-	-	-	-	-	-	6	-	1	-	-
Zika	-	-	-	-	-	-	-	-	-	-	-	-	-	-	-	-	-	-	-	-	-	-	-	-
<b>Total</b>	<b>2</b>	<b>1,313</b>	<b>93</b>	<b>5,408</b>	<b>6</b>	<b>371</b>	<b>0</b>	<b>494</b>	<b>16</b>	<b>647</b>	<b>4</b>	<b>244</b>	<b>41</b>	<b>2,230</b>	<b>3</b>	<b>356</b>	<b>56</b>	<b>1,158</b>	<b>53</b>	<b>3,532</b>	<b>5</b>	<b>723</b>	<b>5</b>	<b>85</b>

Disease counts reported here do NOT represent final numbers and are subject to change after cases are reviewed.

Table of Diseases by Geographic Location																								
Time Period: Week 51-2021																								
Disease	Iron		Isabella		Jackson		Kalamazoo		Kalkaska		Kent		Keweenaw		Lake		Lapeer		Leelanau		Lenawee		Livingston	
	Current	YTD	Current	YTD	Current	YTD	Current	YTD	Current	YTD	Current	YTD	Current	YTD	Current	YTD	Current	YTD	Current	YTD	Current	YTD	Current	YTD
Acute Flaccid Myelitis (AFM)	-	-	-	-	-	-	-	-	-	-	-	-	-	-	-	-	-	-	-	-	-	-	-	-
Amebiasis	-	-	-	-	-	-	-	-	-	-	-	-	-	-	-	-	-	-	-	-	-	-	-	-
Anthrax	-	-	-	-	-	-	-	-	-	-	-	-	-	-	-	-	-	-	-	-	-	-	-	-
Babesiosis++	-	-	-	-	-	-	-	-	-	-	-	-	-	-	-	-	-	-	-	-	-	-	-	-
Blastomycosis	-	3	-	-	-	-	-	-	-	-	2	16	-	-	-	-	-	1	-	1	-	-	-	1
Botulism - Foodborne	-	-	-	-	-	-	-	-	-	-	-	-	-	-	-	-	-	-	-	-	-	-	-	-
Botulism - Infant	-	-	-	-	-	-	-	-	-	-	-	-	-	-	-	-	-	-	-	-	-	-	-	-
Botulism - Other	-	-	-	-	-	-	-	-	-	-	-	-	-	-	-	-	-	-	-	-	-	-	-	-
Brucellosis	-	-	-	-	-	-	-	-	-	-	-	-	-	-	-	-	-	-	-	-	-	-	-	-
Campylobacter	-	3	-	8	1	16	-	35	-	3	-	101	-	-	-	-	-	7	1	4	-	17	-	21
Candida auris	-	-	-	-	-	-	-	-	-	-	-	-	-	-	-	-	-	-	-	-	-	-	-	-
Chancroid	-	-	-	-	-	-	-	-	-	-	-	-	-	-	-	-	-	-	-	-	-	-	-	-
Chickenpox (Varicella)	-	-	-	1	-	-	-	4	-	-	-	17	-	-	-	-	-	8	-	-	-	-	-	4
Chikungunya~	-	-	-	-	-	-	-	-	-	-	-	1	-	-	-	-	-	-	-	-	-	-	-	-
Chlamydia (Genital)	-	26	2	274	8	827	29	1,889	1	54	64	3,840	-	3	1	16	3	169	2	46	3	239	4	317
Cholera	-	-	-	-	-	-	-	-	-	-	-	-	-	-	-	-	-	-	-	-	-	-	-	-
Coccidioidomycosis	-	-	-	-	-	-	-	2	-	-	1	11	-	-	-	-	-	-	-	-	-	-	-	3
CP-CRE	-	1	-	1	-	2	-	2	-	-	-	12	-	-	-	-	-	3	-	-	1	1	1	10
Creutzfeldt-Jakob Disease	-	-	-	-	-	-	-	-	-	-	-	-	-	-	-	-	-	-	-	-	-	-	-	1
Cryptococcosis	-	-	-	-	-	-	-	-	-	-	-	3	-	-	-	-	-	-	-	-	-	-	-	1
Cryptosporidiosis	-	1	-	2	-	2	-	12	-	1	-	18	-	-	-	-	-	1	-	3	-	4	-	7
Cyclosporiasis	-	-	-	-	-	-	-	4	-	3	-	1	-	-	-	1	-	-	-	1	-	-	-	2
Dengue Fever	-	-	-	-	-	-	-	-	-	-	-	1	-	-	-	-	-	-	-	-	-	-	-	-
Diphtheria	-	-	-	-	-	-	-	-	-	-	-	-	-	-	-	-	-	-	-	-	-	-	-	-
Ehrlichiosis, Anaplasma phagocytophilum	-	1	-	-	-	1	-	1	-	1	1	1	-	-	-	-	-	1	-	2	-	-	-	1
Ehrlichiosis, Anaplasma phagocytophilum (2009-2019)*	-	-	-	-	-	-	-	-	-	-	-	-	-	-	-	-	-	-	-	-	-	-	-	-
Ehrlichiosis, Anaplasmosis Undetermined	-	-	-	-	-	-	-	-	-	-	-	-	-	-	-	-	-	-	-	-	-	-	-	-
Ehrlichiosis, Ehrlichia chaffeensis	-	1	-	-	-	-	-	-	-	-	-	-	-	-	-	-	-	-	-	1	-	-	-	-
Ehrlichiosis, Ehrlichia chaffeensis (2009-2019)*	-	-	-	-	-	-	-	-	-	-	-	-	-	-	-	-	-	-	-	-	-	-	-	-
Ehrlichiosis, Ehrlichia ewingii	-	-	-	-	-	-	-	-	-	-	-	-	-	-	-	-	-	-	-	-	-	-	-	-
Ehrlichiosis, Ehrlichia ewingii (2009-2019)*	-	-	-	-	-	-	-	-	-	-	-	-	-	-	-	-	-	-	-	-	-	-	-	-
Ehrlichiosis, human granulocytic*	-	-	-	-	-	-	-	-	-	-	-	-	-	-	-	-	-	-	-	-	-	-	-	-
Ehrlichiosis, human monocytic*	-	-	-	-	-	-	-	-	-	-	-	-	-	-	-	-	-	-	-	-	-	-	-	-
Ehrlichiosis, human other/undetermined (2009-2019)*	-	-	-	-	-	-	-	-	-	-	-	-	-	-	-	-	-	-	-	-	-	-	-	-
Ehrlichiosis*	-	-	-	-	-	-	-	-	-	-	-	-	-	-	-	-	-	-	-	-	-	-	-	-
Ehrlichiosis human, other, unsp*	-	-	-	-	-	-	-	-	-	-	-	-	-	-	-	-	-	-	-	-	-	-	-	-
Encephalitis, California Serogroup	-	-	-	-	-	1	-	2	-	-	-	-	-	-	-	-	-	-	-	-	-	-	-	1
Encephalitis, Eastern Equine	-	-	-	-	-	-	-	-	-	-	-	-	-	-	-	-	-	-	-	-	-	-	-	-
Encephalitis, Post Chickenpox	-	-	-	-	-	-	-	-	-	-	-	-	-	-	-	-	-	-	-	-	-	-	-	-
Encephalitis, Post Mumps	-	-	-	-	-	-	-	-	-	-	-	-	-	-	-	-	-	-	-	-	-	-	-	-
Encephalitis, Post Other	-	-	-	-	-	-	-	1	-	-	-	-	-	-	-	-	-	-	-	-	-	-	-	-
Encephalitis, Powassan	-	-	-	-	-	-	-	-	-	-	-	-	-	-	-	-	-	-	-	-	-	-	-	-
Encephalitis, Primary	-	-	-	-	-	1	-	-	-	-	-	1	-	-	-	-	-	-	-	-	-	1	-	-
Encephalitis, St. Louis	-	-	-	-	-	-	-	-	-	-	-	2	-	-	-	-	-	-	-	-	-	-	-	-
Encephalitis, Western Equine	-	-	-	-	-	-	-	-	-	-	-	-	-	-	-	-	-	-	-	-	-	-	-	-
Flu Like Disease*	-	28	-	1,001	-	1,600	4	1,888	-	156	-	4	-	-	-	338	-	400	-	-	-	2	33	8,055
Gastrointestinal Illness	-	325	-	402	-	645	-	3,349	-	67	-	78	-	-	-	105	-	232	-	-	-	39	11	2,580
Giardiasis	-	-	-	4	-	3	-	16	-	2	2	30	-	-	-	3	-	2	-	2	-	4	-	10
Gonorrhea	-	2	1	67	4	423	15	1,088	-	4	13	1,824	-	1	1	10	1	38	-	9	-	73	1	50
Granuloma Inguinale	-	-	-	-	-	-	-	-	-	-	-	-	-	-	-	-	-	-	-	-	-	-	-	-
Guillain-Barre Syndrome	-	-	-	-	-	2	-	3	-	-	-	1	-	-	-	-	1	2	-	1	-	1	-	3



Table of Diseases by Geographic Location																									
Time Period: Week 51-2021																									
Disease	Iron		Isabella		Jackson		Kalamazoo		Kalkaska		Kent		Keweenaw		Lake		Lapeer		Leelanau		Lenawee		Livingston		
	Current	YTD	Current	YTD	Current	YTD	Current	YTD	Current	YTD	Current	YTD	Current	YTD	Current	YTD	Current	YTD	Current	YTD	Current	YTD	Current	YTD	
Rickettsial Disease - Spotted Fever	-	-	-	-	-	-	-	1	-	-	-	1	-	-	-	-	-	-	-	-	-	-	-	-	
Rickettsial Disease - Typhus	-	-	-	-	-	-	-	-	-	-	-	-	-	-	-	-	-	-	-	-	-	-	-	-	
Rubella	-	-	-	-	-	-	-	-	-	-	-	-	-	-	-	-	-	-	-	-	-	-	-	-	
Rubella - Congenital	-	-	-	-	-	-	-	-	-	-	-	-	-	-	-	-	-	-	-	-	-	-	-	-	
Salmonellosis	-	-	-	2	-	17	2	22	-	2	1	67	-	-	-	3	-	8	-	1	-	9	-	9	
Shiga toxin-producing Escherichia coli --(STEC)	-	-	-	1	-	3	-	12	-	-	1	24	-	-	-	1	-	3	-	-	-	4	-	3	
Shigellosis	-	-	-	1	-	-	-	8	-	-	-	20	-	-	-	-	-	1	-	1	-	1	1	1	
Shingles	-	-	-	-	-	9	-	37	-	-	-	34	-	-	-	-	-	-	-	-	-	2	-	29	
Streptococcal Dis, Inv, Grp A	-	-	-	1	-	5	-	12	-	-	-	24	-	-	-	1	-	3	-	-	-	1	-	4	
Streptococcal Toxic Shock	-	-	-	-	-	-	-	-	-	-	-	-	-	-	-	-	-	-	-	-	-	-	-	-	
Streptococcus pneumoniae, Drug Resistant	-	-	-	1	-	2	-	5	-	-	-	-	-	-	-	-	-	1	-	-	-	-	-	-	
Streptococcus pneumoniae, Inv	-	2	-	2	1	7	-	17	-	-	-	35	-	-	-	2	-	6	-	1	1	4	-	7	
Syphilis - Congenital	-	-	-	-	-	1	-	3	-	-	-	1	-	-	-	-	-	-	-	-	-	-	-	-	
Syphilis - Early Latent	-	1	-	-	-	6	-	28	-	-	1	33	-	-	-	2	-	-	-	-	-	1	-	3	
Syphilis - Late Latent*	-	-	-	-	-	-	1	1	-	-	-	-	-	-	-	-	-	-	-	-	-	-	-	-	
Syphilis - Latent of Unknown Duration*	-	-	-	-	-	-	-	-	-	-	-	-	-	-	-	-	-	-	-	-	-	-	-	-	
Syphilis - Late with Manifestations*	-	-	-	-	-	-	-	-	-	-	-	-	-	-	-	-	-	-	-	-	-	-	-	-	
Syphilis - Primary	-	-	-	-	-	-	-	30	-	-	-	22	-	-	-	-	-	-	-	-	-	-	-	-	
Syphilis - Secondary	-	-	-	1	-	4	-	34	-	-	1	42	-	-	-	-	1	-	-	-	-	2	-	2	
Syphilis - To Be Determined	-	-	-	1	1	4	1	8	-	-	1	20	-	-	-	-	-	-	-	-	-	1	-	1	
Syphilis - Unknown Duration or Late	-	-	-	3	-	36	-	36	-	-	-	62	-	-	-	10	-	1	-	2	-	5	-	3	
Tetanus	-	-	-	-	-	-	-	-	-	-	-	-	-	-	-	-	-	-	-	-	-	-	-	1	
Toxic Shock	-	-	-	-	-	-	-	-	-	-	-	-	-	-	-	-	-	-	-	-	-	-	-	-	
Trachoma	-	-	-	-	-	-	-	-	-	-	-	-	-	-	-	-	-	-	-	-	-	-	-	-	
Trichinosis	-	-	-	-	-	-	-	-	-	-	-	-	-	-	-	-	-	-	-	-	-	-	-	-	
Tuberculosis	-	-	-	1	-	1	-	2	-	-	-	6	-	-	-	-	-	-	-	-	-	-	-	1	2
Tularemia	-	-	-	-	-	-	-	-	-	-	-	-	-	-	-	-	-	-	-	-	-	-	-	-	
Typhoid Fever	-	-	-	-	-	-	-	-	-	-	-	-	-	-	-	-	-	-	-	-	-	-	-	-	
Vibriosis - Non Cholera	-	-	-	-	-	1	-	-	-	-	-	4	-	-	-	-	-	-	-	-	-	-	-	1	
VISA	-	-	-	-	-	1	-	-	-	-	-	-	-	-	-	-	-	-	-	-	-	-	-	-	
VRSA	-	-	-	-	-	-	-	-	-	-	-	-	-	-	-	-	-	-	-	-	-	-	-	-	
VZ Infection, Unspecified	-	1	-	-	-	4	-	-	-	3	1	23	-	-	-	1	-	2	-	2	-	1	-	9	
West Nile Virus	-	-	-	-	-	-	-	-	-	-	1	-	1	-	-	-	-	-	-	-	-	-	-	-	
Yellow Fever	-	-	-	-	-	-	-	-	-	-	-	-	-	-	-	-	-	-	-	-	-	-	-	-	
Yersinia enteritis	-	-	-	1	-	1	-	3	-	-	1	10	-	-	-	-	-	1	-	-	-	1	-	4	
Zika	-	-	-	-	-	-	-	-	-	-	-	-	-	-	-	-	-	-	-	-	-	-	-	-	
<b>Total</b>	<b>0</b>	<b>426</b>	<b>9</b>	<b>1,972</b>	<b>52</b>	<b>4,507</b>	<b>61</b>	<b>9,120</b>	<b>3</b>	<b>319</b>	<b>115</b>	<b>7,663</b>	<b>0</b>	<b>8</b>	<b>2</b>	<b>505</b>	<b>9</b>	<b>983</b>	<b>24</b>	<b>120</b>	<b>29</b>	<b>727</b>	<b>72</b>	<b>11,400</b>	

Disease counts reported here do NOT represent final numbers and are subject to change after cases are reviewed.

Table of Diseases by Geographic Location																								
Time Period: Week 51-2021																								
Disease	Luce		Mackinac		Macomb		Manistee		Marquette		Mason		Mecosta		Menominee		Midland		Missaukee		Monroe		Montcalm	
	Current	YTD	Current	YTD	Current	YTD	Current	YTD	Current	YTD	Current	YTD	Current	YTD	Current	YTD	Current	YTD	Current	YTD	Current	YTD	Current	YTD
Acute Flaccid Myelitis (AFM)	-	-	-	-	-	-	-	-	-	-	-	-	-	-	-	-	-	-	-	-	-	-	-	-
Amebiasis	-	-	-	-	-	-	-	-	-	-	-	-	-	-	-	-	-	-	-	-	-	-	-	-
Anthrax	-	-	-	-	-	-	-	-	-	-	-	-	-	-	-	-	-	-	-	-	-	-	-	-
Babesiosis++	-	-	-	-	-	-	1	-	1	-	-	-	-	-	3	-	-	-	-	-	-	-	-	-
Blastomycosis	-	-	-	-	-	1	-	-	-	-	-	-	-	-	1	-	-	-	-	-	-	-	-	-
Botulism - Foodborne	-	-	-	-	-	-	-	-	-	-	-	-	-	-	-	-	-	-	-	-	-	-	-	-
Botulism - Infant	-	-	-	-	-	-	-	-	-	-	-	-	-	-	-	-	-	-	-	-	-	-	-	-
Botulism - Other	-	-	-	-	-	-	-	-	-	-	-	-	-	-	-	-	-	-	-	-	-	-	-	-
Brucellosis	-	-	-	-	-	-	-	-	-	-	-	-	-	-	-	-	-	-	-	-	-	-	-	-
Campylobacter	-	2	-	2	-	121	-	6	-	9	-	9	-	11	-	11	-	13	-	7	-	23	-	20
Candida auris	-	-	-	-	-	-	-	-	-	-	-	-	-	-	-	-	-	-	-	-	-	-	-	-
Chancroid	-	-	-	-	-	1	-	-	-	-	-	-	-	-	-	-	-	-	-	-	-	-	-	-
Chickenpox (Varicella)	-	-	-	-	-	25	-	-	-	1	-	-	-	-	-	-	2	-	-	-	6	-	1	
Chikungunya~	-	-	-	-	-	-	-	-	-	-	-	-	-	-	-	-	-	-	-	-	-	-	-	-
Chlamydia (Genital)	-	5	-	27	42	3,272	1	49	4	189	3	39	1	143	-	36	4	151	-	25	7	334	4	211
Cholera	-	-	-	-	-	-	-	-	-	-	-	-	-	-	-	-	-	-	-	-	-	-	-	-
Coccidioidomycosis	-	-	-	-	-	-	-	-	-	1	-	-	-	-	1	-	-	-	-	-	-	-	-	-
CP-CRE	-	-	-	-	2	72	-	-	-	1	-	-	-	-	-	-	1	-	-	-	3	-	1	
Creutzfeldt-Jakob Disease	-	-	-	-	-	2	-	-	-	-	-	-	-	-	-	-	-	-	-	-	-	-	-	1
Cryptococcosis	-	-	-	-	-	-	-	-	-	-	-	-	-	-	-	-	2	-	-	-	-	-	-	-
Cryptosporidiosis	-	-	-	1	-	3	-	4	-	-	-	2	-	3	-	6	-	4	-	-	-	1	-	3
Cyclosporiasis	-	-	-	-	-	-	-	1	-	-	-	-	-	-	-	-	-	-	-	-	-	-	-	1
Dengue Fever	-	-	-	-	-	-	-	-	-	-	-	-	-	-	-	-	-	-	-	-	-	-	-	-
Diphtheria	-	-	-	-	-	-	-	-	-	-	-	-	-	-	-	-	-	-	-	-	-	-	-	-
Ehrlichiosis, Anaplasma phagocytophilum	-	-	-	-	-	1	-	6	-	-	-	-	-	-	6	-	1	-	1	-	-	-	-	-
Ehrlichiosis, Anaplasma phagocytophilum (2009-2019)*	-	-	-	-	-	-	-	-	-	-	-	-	-	-	-	-	-	-	-	-	-	-	-	-
Ehrlichiosis, Anaplasmosis Undetermined	-	-	-	-	-	-	-	-	-	-	-	-	-	-	-	-	-	-	-	-	-	-	-	-
Ehrlichiosis, Ehrlichia chaffeensis	-	-	-	-	-	-	-	1	-	-	-	-	-	-	-	-	-	-	-	-	-	-	-	-
Ehrlichiosis, Ehrlichia chaffeensis (2009-2019)*	-	-	-	-	-	-	-	-	-	-	-	-	-	-	-	-	-	-	-	-	-	-	-	-
Ehrlichiosis, Ehrlichia ewingii	-	-	-	-	-	-	-	-	-	-	-	-	-	-	-	-	-	-	-	-	-	-	-	-
Ehrlichiosis, Ehrlichia ewingii (2009-2019)*	-	-	-	-	-	-	-	-	-	-	-	-	-	-	-	-	-	-	-	-	-	-	-	-
Ehrlichiosis, human granulocytic*	-	-	-	-	-	-	-	-	-	-	-	-	-	-	-	-	-	-	-	-	-	-	-	-
Ehrlichiosis, human monocytic*	-	-	-	-	-	-	-	-	-	-	-	-	-	-	-	-	-	-	-	-	-	-	-	-
Ehrlichiosis, human other/undetermined (2009-2019)*	-	-	-	-	-	-	-	-	-	-	-	-	-	-	-	-	-	-	-	-	-	-	-	-
Ehrlichiosis*	-	-	-	-	-	-	-	-	-	-	-	-	-	-	-	-	-	-	-	-	-	-	-	-
Ehrlichiosis human, other, unsp*	-	-	-	-	-	-	-	-	-	-	-	-	-	-	-	-	-	-	-	-	-	-	-	-
Encephalitis, California Serogroup	-	-	-	-	-	-	-	-	-	-	-	-	-	-	-	-	-	-	-	-	-	-	-	-
Encephalitis, Eastern Equine	-	-	-	-	-	-	-	-	-	-	-	-	-	-	-	-	-	-	-	-	-	-	-	-
Encephalitis, Post Chickenpox	-	-	-	-	-	-	-	-	-	-	-	-	-	-	-	-	-	-	-	-	-	-	-	-
Encephalitis, Post Mumps	-	-	-	-	-	-	-	-	-	-	-	-	-	-	-	-	-	-	-	-	-	-	-	-
Encephalitis, Post Other	-	-	-	-	-	2	-	-	-	-	-	-	-	-	-	-	-	-	-	-	-	-	-	-
Encephalitis, Powassan	-	-	-	-	-	-	-	-	-	-	-	-	-	-	-	-	-	-	-	-	-	-	-	-
Encephalitis, Primary	-	-	-	-	-	-	-	-	-	-	-	-	-	-	-	-	-	-	-	-	-	-	-	-
Encephalitis, St. Louis	-	-	-	-	-	-	-	-	-	-	-	-	-	-	-	-	-	-	-	-	-	-	-	-
Encephalitis, Western Equine	-	-	-	-	-	-	-	-	-	-	-	-	-	-	-	-	-	-	-	-	-	-	-	-
Flu Like Disease*	-	4	-	1	-	-	-	-	5	43	-	867	-	457	-	15	63	1,439	-	71	18	968	-	280
Gastrointestinal Illness	-	15	-	-	-	39	-	-	-	7	-	441	-	208	-	4	-	735	-	76	-	-	-	324
Giardiasis	-	-	-	-	-	14	-	1	-	5	-	4	-	4	-	1	-	2	-	-	-	2	-	4
Gonorrhea	-	1	-	3	17	1,410	-	8	-	17	-	6	-	41	-	2	-	35	-	13	-	71	1	58
Granuloma Inguinale	-	-	-	-	-	-	-	-	-	-	-	-	-	-	-	-	-	-	-	-	-	-	-	-
Guillain-Barre Syndrome	-	-	-	-	-	6	-	-	-	-	-	-	-	-	-	-	-	-	-	-	-	1	-	1



Table of Diseases by Geographic Location																								
Time Period: Week 51-2021																								
Disease	Luce		Mackinac		Macomb		Manistee		Marquette		Mason		Mecosta		Menominee		Midland		Missaukee		Monroe		Montcalm	
	Current	YTD	Current	YTD	Current	YTD	Current	YTD	Current	YTD	Current	YTD	Current	YTD	Current	YTD	Current	YTD	Current	YTD	Current	YTD	Current	YTD
Rickettsial Disease - Spotted Fever	-	-	-	-	-	-	-	1	-	-	-	-	-	-	-	-	-	-	-	-	-	-	-	-
Rickettsial Disease - Typhus	-	-	-	-	-	-	-	-	-	-	-	-	-	-	-	-	-	-	-	-	-	-	-	-
Rubella	-	-	-	-	-	-	-	-	-	-	-	-	-	-	-	-	-	-	-	-	-	-	-	-
Rubella - Congenital	-	-	-	-	-	-	-	-	-	-	-	-	-	-	-	-	-	-	-	-	-	-	-	-
Salmonellosis	-	1	-	-	1	62	-	4	-	8	-	5	-	10	-	3	-	14	-	4	-	8	-	10
Shiga toxin-producing Escherichia coli --(STEC)	-	-	-	-	-	14	-	2	-	-	-	2	1	6	-	2	-	1	-	2	-	3	-	3
Shigellosis	-	-	-	-	-	8	-	-	-	-	-	-	1	-	1	-	-	-	1	-	3	-	-	
Shingles	-	-	-	-	2	151	-	-	-	-	-	1	-	-	-	2	-	-	-	-	-	-	-	1
Streptococcal Dis, Inv, Grp A	-	-	-	1	-	16	-	-	-	-	-	2	-	1	-	-	-	2	-	-	-	3	-	2
Streptococcal Toxic Shock	-	-	-	-	-	-	-	-	-	-	-	-	-	-	-	-	-	-	-	-	-	-	-	-
Streptococcus pneumoniae, Drug Resistant	-	-	-	1	-	2	-	-	-	1	-	-	-	-	-	-	-	2	-	-	-	-	-	-
Streptococcus pneumoniae, Inv	-	-	-	1	1	25	-	4	-	2	-	1	-	6	-	1	-	4	-	1	-	3	-	4
Syphilis - Congenital	-	-	-	-	-	2	-	-	-	-	-	-	-	-	-	-	-	-	-	-	-	-	-	-
Syphilis - Early Latent	-	-	-	-	-	67	-	-	-	1	-	-	-	2	-	-	-	1	-	1	-	5	-	2
Syphilis - Late Latent*	-	-	-	-	-	-	-	-	-	-	-	-	-	-	-	-	-	-	-	-	-	-	-	-
Syphilis - Latent of Unknown Duration*	-	-	-	-	-	-	-	-	-	-	-	-	-	-	-	-	-	-	-	-	-	-	-	-
Syphilis - Late with Manifestations*	-	-	-	-	-	-	-	-	-	-	-	-	-	-	-	-	-	-	-	-	-	-	-	-
Syphilis - Primary	-	-	-	-	-	32	-	-	-	-	-	-	-	2	-	1	-	-	-	-	-	1	-	-
Syphilis - Secondary	-	-	-	-	1	57	-	-	-	-	-	-	-	2	-	-	-	-	-	-	-	2	-	1
Syphilis - To Be Determined	1	1	-	-	-	13	-	-	-	-	-	-	-	1	-	1	-	-	-	-	-	-	-	2
Syphilis - Unknown Duration or Late	-	1	-	-	-	63	-	-	-	1	-	-	-	3	-	-	-	1	-	-	-	3	-	-
Tetanus	-	-	-	-	-	-	-	-	-	-	-	-	-	-	-	-	-	-	-	-	-	-	-	-
Toxic Shock	-	-	-	-	-	-	-	-	-	-	-	-	-	-	-	-	-	-	-	-	-	-	-	-
Trachoma	-	-	-	-	-	-	-	-	-	-	-	-	-	-	-	-	-	-	-	-	-	-	-	-
Trichinosis	-	-	-	-	-	1	-	-	-	-	-	-	-	-	-	-	-	-	-	-	-	-	-	-
Tuberculosis	-	-	-	-	-	17	-	-	-	-	-	1	-	-	-	-	-	-	-	-	-	1	-	-
Tularemia	-	-	-	-	-	-	-	-	-	-	-	-	-	-	-	-	-	-	-	-	-	-	-	-
Typhoid Fever	-	-	-	-	-	-	-	-	-	-	-	-	-	-	-	-	-	-	-	-	-	-	-	-
Vibriosis - Non Cholera	-	-	-	-	-	2	-	-	-	-	-	-	-	-	-	-	-	1	-	-	-	-	-	-
VISA	-	-	-	1	-	1	-	-	-	-	-	-	-	-	-	-	-	-	-	-	-	-	-	-
VRSA	-	-	-	-	-	1	-	-	-	-	-	-	-	-	-	-	-	-	-	-	-	-	-	-
VZ Infection, Unspecified	-	-	-	1	-	3	-	1	-	-	-	1	-	1	-	1	-	2	-	1	-	-	-	6
West Nile Virus	-	-	-	-	-	14	-	-	-	-	-	-	-	-	-	-	-	-	-	-	-	1	-	-
Yellow Fever	-	-	-	-	-	-	-	-	-	-	-	-	-	-	-	-	-	-	-	-	-	-	-	-
Yersinia enteritis	-	-	-	-	-	-	-	-	-	-	-	1	-	2	-	-	-	2	-	-	-	2	-	-
Zika	-	-	-	-	-	-	-	-	-	-	-	-	-	-	-	-	-	-	-	-	-	-	-	-
<b>Total</b>	<b>4</b>	<b>57</b>	<b>1</b>	<b>56</b>	<b>113</b>	<b>6,493</b>	<b>1</b>	<b>112</b>	<b>14</b>	<b>495</b>	<b>5</b>	<b>1,417</b>	<b>2</b>	<b>934</b>	<b>5</b>	<b>190</b>	<b>85</b>	<b>2,782</b>	<b>1</b>	<b>225</b>	<b>30</b>	<b>1,832</b>	<b>7</b>	<b>1,189</b>

Disease counts reported here do NOT represent final numbers and are subject to change after cases are reviewed.







Table of Diseases by Geographic Location																								
Time Period: Week 51-2021																								
Disease	Montmorency		Muskegon		Newaygo		Oakland		Oceana		Ogemaw		Ontonagon		Osceola		Oscoda		Otsego		Ottawa		Presque Isle	
	Current	YTD	Current	YTD	Current	YTD	Current	YTD	Current	YTD	Current	YTD	Current	YTD	Current	YTD	Current	YTD	Current	YTD	Current	YTD	Current	YTD
Rickettsial Disease - Spotted Fever	-	-	-	-	-	-	-	1	-	-	-	-	-	-	-	-	-	-	-	-	-	-	-	-
Rickettsial Disease - Typhus	-	-	-	-	-	-	-	1	-	-	-	-	-	-	-	-	-	-	-	-	-	-	-	-
Rubella	-	-	-	-	-	-	1	2	-	-	-	-	-	-	-	-	-	-	-	-	-	-	-	-
Rubella - Congenital	-	-	-	-	-	-	-	-	-	-	-	-	-	-	-	-	-	-	-	-	-	-	-	-
Salmonellosis	-	2	-	15	1	5	-	82	-	8	-	5	-	-	-	2	-	-	-	-	-	-	36	-
Shiga toxin-producing Escherichia coli --(STEC)	-	-	-	4	-	1	-	18	-	-	-	-	-	-	-	2	-	-	-	-	-	-	5	-
Shigellosis	-	-	-	5	-	-	-	16	-	1	-	-	-	-	-	-	-	-	-	-	-	-	2	-
Shingles	-	-	-	3	-	3	1	74	-	-	-	-	-	-	-	-	-	-	-	-	-	-	15	1
Streptococcal Dis, Inv, Grp A	-	1	-	11	-	1	-	9	-	-	-	-	-	-	-	-	1	-	-	-	-	-	3	-
Streptococcal Toxic Shock	-	-	-	-	-	-	-	1	-	-	-	-	-	-	-	-	-	-	-	-	-	-	-	-
Streptococcus pneumoniae, Drug Resistant	-	-	1	1	-	-	-	4	-	-	-	-	-	-	-	-	-	-	-	-	-	-	1	-
Streptococcus pneumoniae, Inv	-	-	-	12	1	5	-	27	-	2	-	1	-	-	-	4	-	3	-	-	-	-	14	-
Syphilis - Congenital	-	-	-	1	-	-	-	4	-	-	-	-	-	-	-	-	-	-	-	-	-	-	1	-
Syphilis - Early Latent	-	-	-	3	-	1	-	105	-	-	-	-	-	-	-	-	-	-	-	-	-	-	7	-
Syphilis - Late Latent*	-	-	-	-	-	-	-	-	-	-	-	-	-	-	-	-	-	-	-	-	-	-	-	-
Syphilis - Latent of Unknown Duration*	-	-	-	-	-	-	-	-	-	-	-	-	-	-	-	-	-	-	-	-	-	-	-	-
Syphilis - Late with Manifestations*	-	-	-	-	-	-	-	-	-	-	-	-	-	-	-	-	-	-	-	-	-	-	-	-
Syphilis - Primary	-	-	-	4	-	-	-	27	-	-	-	-	-	-	-	-	-	-	-	-	-	-	5	-
Syphilis - Secondary	-	-	-	1	-	1	-	80	-	-	-	-	-	-	-	2	-	-	-	-	-	-	3	-
Syphilis - To Be Determined	-	-	-	4	-	-	-	5	36	-	-	-	-	-	-	-	-	-	-	-	-	-	7	-
Syphilis - Unknown Duration or Late	-	-	-	11	-	1	1	83	-	-	-	-	-	1	-	-	-	-	-	-	-	-	11	-
Tetanus	-	-	-	-	-	-	-	-	-	-	-	-	-	-	-	-	-	-	-	-	-	-	-	-
Toxic Shock	-	-	-	-	-	-	-	-	-	-	-	-	-	-	-	-	-	-	-	-	-	-	-	-
Trachoma	-	-	-	-	-	-	-	-	-	-	-	-	-	-	-	-	-	-	-	-	-	-	-	-
Trichinosis	-	-	-	-	-	-	-	-	-	-	-	-	-	-	-	-	-	-	-	-	-	-	-	-
Tuberculosis	-	1	-	2	-	-	-	36	-	1	-	-	-	1	-	-	-	-	-	-	-	-	1	-
Tularemia	-	-	-	-	-	-	-	-	-	-	-	-	-	-	-	-	-	-	-	-	-	-	1	-
Typhoid Fever	-	-	-	-	-	-	-	-	-	-	-	-	-	-	-	-	-	-	-	-	-	-	-	-
Vibriosis - Non Cholera	-	-	-	1	-	-	-	3	-	-	-	-	-	-	-	-	-	-	-	-	-	-	2	-
VISA	-	-	-	-	-	-	-	-	-	-	-	-	-	-	-	-	-	-	-	-	-	-	-	-
VRSA	-	-	-	-	-	-	-	-	-	-	-	-	-	-	-	-	-	-	-	-	-	-	-	-
VZ Infection, Unspecified	-	-	-	9	-	-	-	16	-	2	-	-	-	-	-	2	-	-	-	-	-	-	4	-
West Nile Virus	-	-	-	1	-	1	-	13	-	-	-	-	-	-	-	-	-	-	-	-	-	-	-	-
Yellow Fever	-	-	-	-	-	-	-	-	-	-	-	-	-	-	-	-	-	-	-	-	-	-	-	-
Yersinia enteritis	-	-	-	1	-	-	-	8	-	-	-	-	-	-	-	-	-	-	-	-	-	-	1	-
Zika	-	-	-	-	-	-	-	-	-	-	-	-	-	-	-	-	-	-	-	-	-	-	-	-
<b>Total</b>	<b>0</b>	<b>20</b>	<b>35</b>	<b>2,752</b>	<b>5</b>	<b>684</b>	<b>190</b>	<b>8,257</b>	<b>9</b>	<b>1,742</b>	<b>2</b>	<b>75</b>	<b>1</b>	<b>238</b>	<b>4</b>	<b>325</b>	<b>0</b>	<b>45</b>	<b>1</b>	<b>0</b>	<b>436</b>	<b>32,715</b>	<b>0</b>	<b>31</b>

Disease counts reported here do NOT represent final numbers and are subject to change after cases are reviewed.

Table of Diseases by Geographic Location																								
Time Period: Week 51-2021																								
Disease	Roscommon		Saginaw		Sanilac		Schoolcraft		Shiawassee		St Clair		St Joseph		Tuscola		Van Buren		Washtenaw		Wayne		Wexford	
	Current	YTD	Current	YTD	Current	YTD	Current	YTD	Current	YTD	Current	YTD	Current	YTD	Current	YTD	Current	YTD	Current	YTD	Current	YTD	Current	YTD
Acute Flaccid Myelitis (AFM)	-	-	-	-	-	-	-	-	-	-	-	-	-	-	-	-	-	-	-	-	-	-	-	-
Amebiasis	-	-	-	-	-	-	-	-	-	-	-	-	-	-	-	-	-	-	-	-	-	4	-	-
Anthrax	-	-	-	-	-	-	-	-	-	-	-	-	-	-	-	-	-	-	-	-	-	-	-	-
Babesiosis++	-	-	-	-	-	-	-	-	1	-	-	-	-	-	-	-	-	-	3	-	-	-	-	-
Blastomycosis	-	-	-	-	-	-	-	-	-	-	-	1	-	-	-	-	1	2	6	-	6	-	-	-
Botulism - Foodborne	-	-	-	-	-	-	-	-	-	-	-	-	-	-	-	-	-	-	-	-	-	-	-	-
Botulism - Infant	-	-	-	-	-	-	-	-	-	-	-	-	-	-	-	-	-	-	-	-	-	-	-	-
Botulism - Other	-	-	-	-	-	-	-	-	-	-	-	-	-	-	-	-	-	-	-	-	-	-	-	-
Brucellosis	-	-	-	-	-	-	-	-	-	-	-	-	-	-	-	-	1	-	2	-	1	-	-	-
Campylobacter	-	3	1	24	-	5	-	3	-	15	-	22	-	15	-	5	-	22	-	66	1	175	-	8
Candida auris	-	-	-	-	-	-	-	-	-	-	-	-	-	-	-	-	-	-	-	-	-	1	-	-
Chancroid	-	-	-	-	-	-	-	-	-	-	-	-	-	-	-	-	-	-	-	-	-	-	-	-
Chickenpox (Varicella)	-	-	-	3	-	1	-	1	-	1	-	5	1	1	-	2	-	-	-	7	-	15	-	-
Chikungunya~	-	-	-	-	-	-	-	-	-	-	-	-	-	-	-	-	-	-	-	-	-	1	-	-
Chlamydia (Genital)	1	29	22	1,249	1	51	-	12	2	154	6	334	5	195	2	98	5	232	22	1,461	70	4,554	1	59
Cholera	-	-	-	-	-	-	-	-	-	-	-	-	-	-	-	-	-	-	-	-	-	-	-	-
Coccidioidomycosis	-	1	1	4	-	2	-	-	-	2	-	-	-	1	-	1	-	-	-	3	-	10	-	-
CP-CRE	-	-	-	5	-	-	-	-	-	3	-	12	-	2	-	2	-	4	3	21	5	107	-	-
Creutzfeldt-Jakob Disease	-	-	-	-	-	-	-	-	-	-	-	-	-	-	-	-	1	-	-	1	4	-	-	-
Cryptococcosis	-	-	-	1	-	-	-	-	-	-	-	-	-	-	-	-	2	-	-	1	5	-	-	-
Cryptosporidiosis	-	1	-	6	-	3	-	-	-	-	-	3	-	3	-	4	-	6	-	14	-	7	-	5
Cyclosporiasis	-	-	-	2	-	-	-	-	-	-	-	-	-	1	-	-	-	3	-	3	-	3	-	-
Dengue Fever	-	-	-	-	-	-	-	-	-	-	-	-	-	-	-	-	-	-	-	2	-	-	-	-
Diphtheria	-	-	-	-	-	-	-	-	-	-	-	-	-	-	-	-	-	-	-	-	-	1	-	-
Ehrlichiosis, Anaplasma phagocytophilum	-	-	-	-	-	-	1	-	1	-	1	-	-	-	-	-	-	-	-	11	-	1	-	-
Ehrlichiosis, Anaplasma phagocytophilum (2009-2019)*	-	-	-	-	-	-	-	-	-	-	-	-	-	-	-	-	-	-	-	-	-	-	-	-
Ehrlichiosis, Anaplasmosis Undetermined	-	-	-	-	-	-	-	-	-	-	-	-	-	-	-	-	-	-	-	-	-	-	-	-
Ehrlichiosis, Ehrlichia chaffeensis	-	-	-	-	-	-	-	-	-	-	-	-	-	-	-	-	-	-	-	-	-	3	-	-
Ehrlichiosis, Ehrlichia chaffeensis (2009-2019)*	-	-	-	-	-	-	-	-	-	-	-	-	-	-	-	-	-	-	-	-	-	-	-	-
Ehrlichiosis, Ehrlichia ewingii	-	-	-	-	-	-	-	-	-	-	-	-	-	-	-	-	-	-	-	-	-	-	-	-
Ehrlichiosis, Ehrlichia ewingii (2009-2019)*	-	-	-	-	-	-	-	-	-	-	-	-	-	-	-	-	-	-	-	-	-	-	-	-
Ehrlichiosis, human granulocytic*	-	-	-	-	-	-	-	-	-	-	-	-	-	-	-	-	-	-	-	-	-	-	-	-
Ehrlichiosis, human monocytic*	-	-	-	-	-	-	-	-	-	-	-	-	-	-	-	-	-	-	-	-	-	-	-	-
Ehrlichiosis, human other/undetermined (2009-2019)*	-	-	-	-	-	-	-	-	-	-	-	-	-	-	-	-	-	-	-	-	-	-	-	-
Ehrlichiosis*	-	-	-	-	-	-	-	-	-	-	-	-	-	-	-	-	-	-	-	-	-	-	-	-
Ehrlichiosis human, other, unsp*	-	-	-	-	-	-	-	-	-	-	-	-	-	-	-	-	-	-	-	-	-	-	-	-
Encephalitis, California Serogroup	-	-	-	-	-	-	-	-	-	-	-	-	-	-	-	-	-	-	-	-	-	-	-	-
Encephalitis, Eastern Equine	-	-	-	-	-	-	-	-	-	-	-	-	-	-	-	-	-	-	-	-	-	-	-	-
Encephalitis, Post Chickenpox	-	-	-	-	-	-	-	-	-	-	-	-	-	-	-	-	-	-	-	-	-	-	-	-
Encephalitis, Post Mumps	-	-	-	-	-	-	-	-	-	-	-	-	-	-	-	-	-	-	-	-	-	-	-	-
Encephalitis, Post Other	-	-	-	-	-	-	-	-	-	-	-	-	-	-	-	-	1	-	-	-	4	-	-	-
Encephalitis, Powassan	-	-	-	-	-	-	-	-	-	-	-	-	-	-	-	-	-	-	-	-	-	-	-	-
Encephalitis, Primary	-	-	-	-	-	-	-	-	-	-	-	-	-	-	-	-	-	-	-	-	-	2	-	-
Encephalitis, St. Louis	-	-	-	-	-	-	-	-	-	-	-	-	-	-	-	-	-	-	-	-	-	1	-	-
Encephalitis, Western Equine	-	-	-	-	-	-	-	-	-	-	-	-	-	-	-	-	-	-	-	-	-	-	-	-
Flu Like Disease*	-	-	-	2,341	-	-	-	-	3	135	146	2,279	134	1,249	8	1,363	-	466	115	1,679	-	6,353	-	867
Gastrointestinal Illness	-	-	-	2,319	-	-	-	-	-	423	-	-	122	2,177	3	366	-	918	-	-	-	388	-	-
Giardiasis	-	-	-	7	-	2	-	2	-	3	-	5	1	6	-	3	-	5	-	16	2	32	-	2
Gonorrhea	-	3	16	649	1	20	-	1	-	68	5	156	-	134	-	11	2	72	4	528	30	1,994	-	24
Granuloma Inguinale	-	-	-	-	-	-	-	-	-	-	-	-	-	-	-	-	-	-	-	-	-	-	-	-
Guillain-Barre Syndrome	-	1	-	2	-	1	-	-	-	-	-	1	-	-	-	2	-	-	-	4	-	5	-	-



Table of Diseases by Geographic Location																								
Time Period: Week 51-2021																								
Disease	Roscommon		Saginaw		Sanilac		Schoolcraft		Shiawassee		St Clair		St Joseph		Tuscola		Van Buren		Washtenaw		Wayne		Wexford	
	Current	YTD	Current	YTD	Current	YTD	Current	YTD	Current	YTD	Current	YTD	Current	YTD	Current	YTD	Current	YTD	Current	YTD	Current	YTD	Current	YTD
Rickettsial Disease - Spotted Fever	-	-	-	-	-	-	-	-	-	-	1	-	1	-	-	-	-	-	-	-	4	-	-	
Rickettsial Disease - Typhus	-	-	-	-	-	-	-	-	-	-	-	-	-	-	-	-	-	-	1	-	1	-	-	
Rubella	-	-	-	-	-	-	-	-	-	-	-	-	-	-	-	-	-	-	-	-	-	-	-	
Rubella - Congenital	-	-	-	-	-	-	-	-	-	-	-	-	-	-	-	-	-	-	-	-	-	-	-	
Salmonellosis	-	-	-	23	-	5	-	-	-	2	1	13	-	9	-	7	-	9	-	26	2	76	-	4
Shiga toxin-producing Escherichia coli --(STEC)	-	-	-	7	-	2	-	-	-	1	-	2	-	-	-	-	-	1	-	22	-	22	-	-
Shigellosis	-	-	-	4	-	-	-	-	-	1	-	1	-	1	-	-	-	2	-	9	1	26	-	1
Shingles	-	-	-	4	-	-	-	-	-	-	-	21	-	-	-	1	-	5	1	89	1	8	-	-
Streptococcal Dis, Inv, Grp A	-	-	-	6	-	-	-	-	-	1	-	4	-	-	-	1	-	1	-	6	-	31	-	-
Streptococcal Toxic Shock	-	-	-	-	-	-	-	-	-	-	-	-	-	-	-	-	-	-	-	-	1	-	-	
Streptococcus pneumoniae, Drug Resistant	-	-	-	-	-	-	-	-	-	-	-	2	-	-	-	-	-	-	-	-	-	-	-	
Streptococcus pneumoniae, Inv	-	2	-	16	1	6	-	-	-	3	-	1	-	9	2	5	-	12	-	4	3	51	-	-
Syphilis - Congenital	-	-	-	-	-	-	-	-	-	-	-	-	-	-	-	-	-	-	-	-	1	6	-	-
Syphilis - Early Latent	-	-	-	3	-	-	-	-	-	3	-	4	-	1	-	-	-	2	-	13	1	114	-	1
Syphilis - Late Latent*	-	-	-	-	-	-	-	-	-	-	-	-	-	-	-	-	-	-	-	-	-	-	-	
Syphilis - Latent of Unknown Duration*	-	-	-	-	-	-	-	-	-	-	-	-	-	-	-	-	-	-	-	-	-	-	-	
Syphilis - Late with Manifestations*	-	-	-	-	-	-	-	-	-	-	-	-	-	-	-	-	-	-	-	-	-	-	-	
Syphilis - Primary	-	-	-	3	-	-	-	-	-	1	-	-	-	-	-	-	-	1	-	15	-	49	-	-
Syphilis - Secondary	-	-	-	5	-	-	-	-	-	-	1	9	-	1	-	-	-	1	-	20	-	74	-	-
Syphilis - To Be Determined	-	-	-	2	-	-	-	-	-	1	-	-	1	2	-	-	1	1	1	6	8	23	-	-
Syphilis - Unknown Duration or Late	-	-	-	7	-	-	-	-	-	6	-	5	-	-	-	1	-	4	-	23	-	96	-	-
Tetanus	-	-	-	-	-	-	-	-	-	-	-	-	-	-	-	-	-	-	-	-	-	-	-	
Toxic Shock	-	-	-	1	-	-	-	-	-	-	-	-	-	-	-	-	-	-	-	-	1	1	-	-
Trachoma	-	-	-	-	-	-	-	-	-	-	-	-	-	-	-	-	-	-	-	-	-	-	-	
Trichinosis	-	-	-	-	-	-	-	-	-	-	-	-	-	-	-	-	-	-	-	-	-	-	-	
Tuberculosis	-	-	-	5	-	-	-	-	-	1	-	1	1	3	-	-	-	-	-	3	1	29	-	-
Tularemia	-	-	-	-	-	-	-	-	-	-	-	-	-	-	-	-	1	-	-	-	-	-	-	
Typhoid Fever	-	-	-	-	-	-	-	-	-	-	-	-	-	-	-	-	-	-	-	-	3	-	-	
Vibriosis - Non Cholera	-	-	-	-	-	-	-	-	-	-	-	-	-	-	-	-	-	-	6	-	12	-	-	
VISA	-	-	-	-	-	-	-	-	-	-	-	-	-	-	-	-	-	-	-	-	1	-	-	
VRSA	-	-	-	-	-	-	-	-	-	-	-	-	-	-	-	-	-	-	-	-	-	-	-	
VZ Infection, Unspecified	-	1	-	4	1	1	-	-	-	5	-	-	-	1	-	-	-	2	-	5	2	207	-	-
West Nile Virus	-	-	-	-	-	-	-	-	-	-	-	1	-	-	-	-	-	-	-	-	-	19	-	-
Yellow Fever	-	-	-	-	-	-	-	-	-	-	-	-	-	-	-	-	-	-	-	-	-	-	-	
Yersinia enteritis	-	-	1	3	-	1	-	1	-	-	-	-	1	-	-	-	-	-	8	-	11	-	-	
Zika	-	-	-	-	-	-	-	-	-	-	-	-	-	-	-	-	-	-	-	-	4	-	-	
<b>Total</b>	<b>3</b>	<b>116</b>	<b>67</b>	<b>7,136</b>	<b>15</b>	<b>195</b>	<b>0</b>	<b>37</b>	<b>11</b>	<b>914</b>	<b>171</b>	<b>3,088</b>	<b>272</b>	<b>3,957</b>	<b>23</b>	<b>1,993</b>	<b>13</b>	<b>1,893</b>	<b>174</b>	<b>6,382</b>	<b>250</b>	<b>17,962</b>	<b>4</b>	<b>1,024</b>

Disease counts reported here do NOT represent final numbers and are subject to change after cases are reviewed.

# Report 8: Epi-Curve Graph

Time Period: 12/25/2019 - 12/25/2021

Time Breakdown: by Week

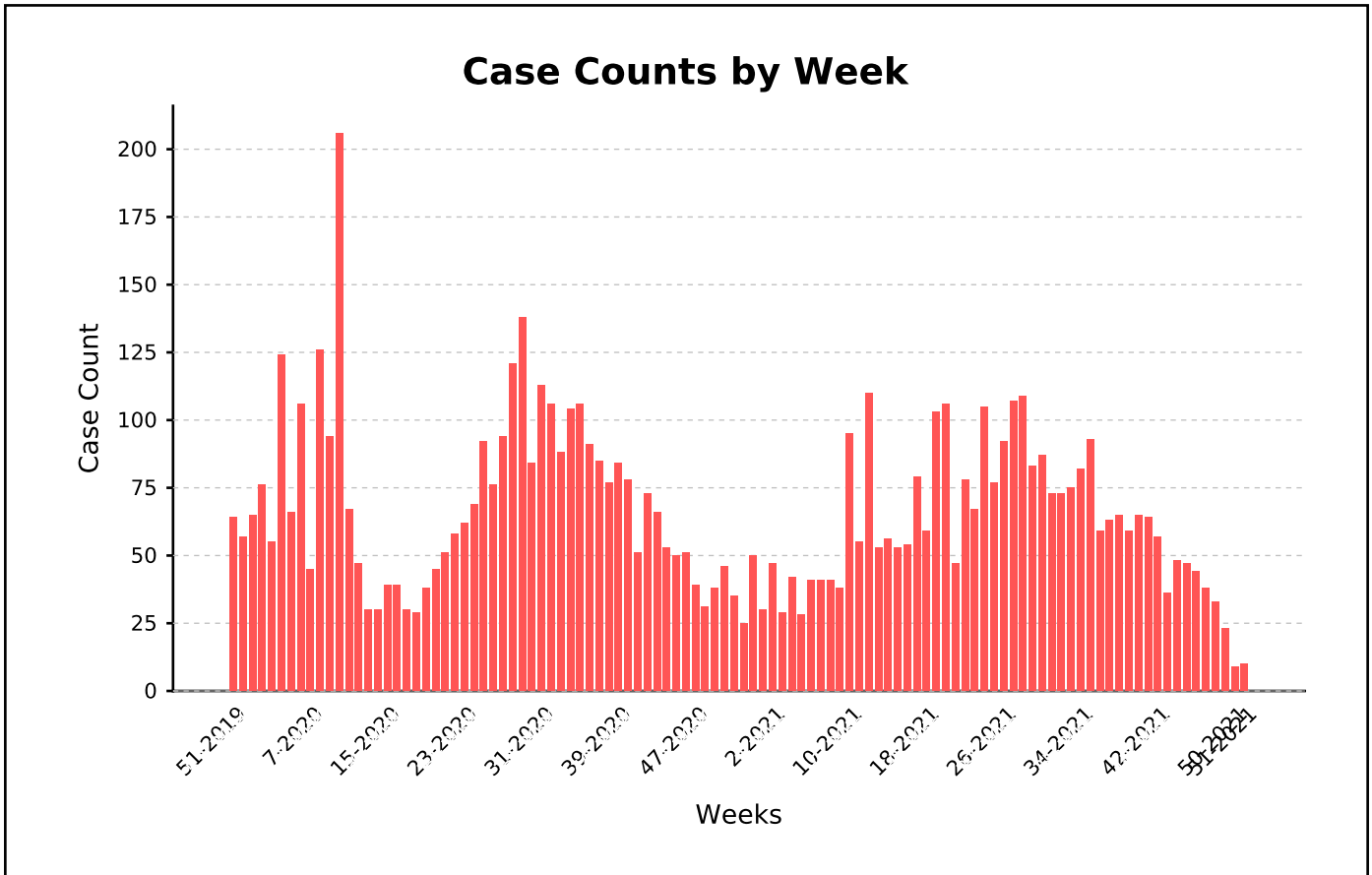
Geographic Area: The State of Michigan

Disease Group: Foodborne

Case Status: Confirmed, Probable, Suspect

Case Types: Individual and Aggregate

Investigation Status: Completed, Completed - Follow Up



Week	Total
51-2019	64
52-2019	57
1-2020	65
2-2020	76
3-2020	55
4-2020	124
5-2020	66
6-2020	106
7-2020	45
8-2020	126
9-2020	94
10-2020	206
11-2020	67
12-2020	47
13-2020	30

Week	Total
14-2020	30
15-2020	39
16-2020	39
17-2020	30
18-2020	29
19-2020	38
20-2020	45
21-2020	51
22-2020	58
23-2020	62
24-2020	69
25-2020	92
26-2020	76
27-2020	94
28-2020	121

Week	Total
29-2020	138
30-2020	84
31-2020	113
32-2020	106
33-2020	88
34-2020	104
35-2020	106
36-2020	91
37-2020	85
38-2020	77
39-2020	84
40-2020	78
41-2020	51
42-2020	73
43-2020	66

Week	Total
44-2020	53
45-2020	50
46-2020	51
47-2020	39
48-2020	31
49-2020	38
50-2020	46
51-2020	35
52-2020	25
53-2020	50
1-2021	30
2-2021	47
3-2021	29
4-2021	42
5-2021	28

Week	Total
6-2021	41
7-2021	41
8-2021	41
9-2021	38
10-2021	95
11-2021	55
12-2021	110
13-2021	53
14-2021	56
15-2021	53
16-2021	54
17-2021	79
18-2021	59
19-2021	103
20-2021	106

<b>Week</b>	<b>Total</b>
21-2021	47
22-2021	78
23-2021	67
24-2021	105
25-2021	77
26-2021	92
27-2021	107
28-2021	109
29-2021	83
30-2021	87
31-2021	73
32-2021	73
33-2021	75
34-2021	82
35-2021	93
36-2021	59
37-2021	63
38-2021	65
39-2021	59
40-2021	65
41-2021	64
42-2021	57
43-2021	36
44-2021	48
45-2021	47
46-2021	44
47-2021	38
48-2021	33
49-2021	23
50-2021	9
51-2021	10

# Report 8: Epi-Curve Graph

Time Period: 12/25/2019 - 12/25/2021

Time Breakdown: by Week

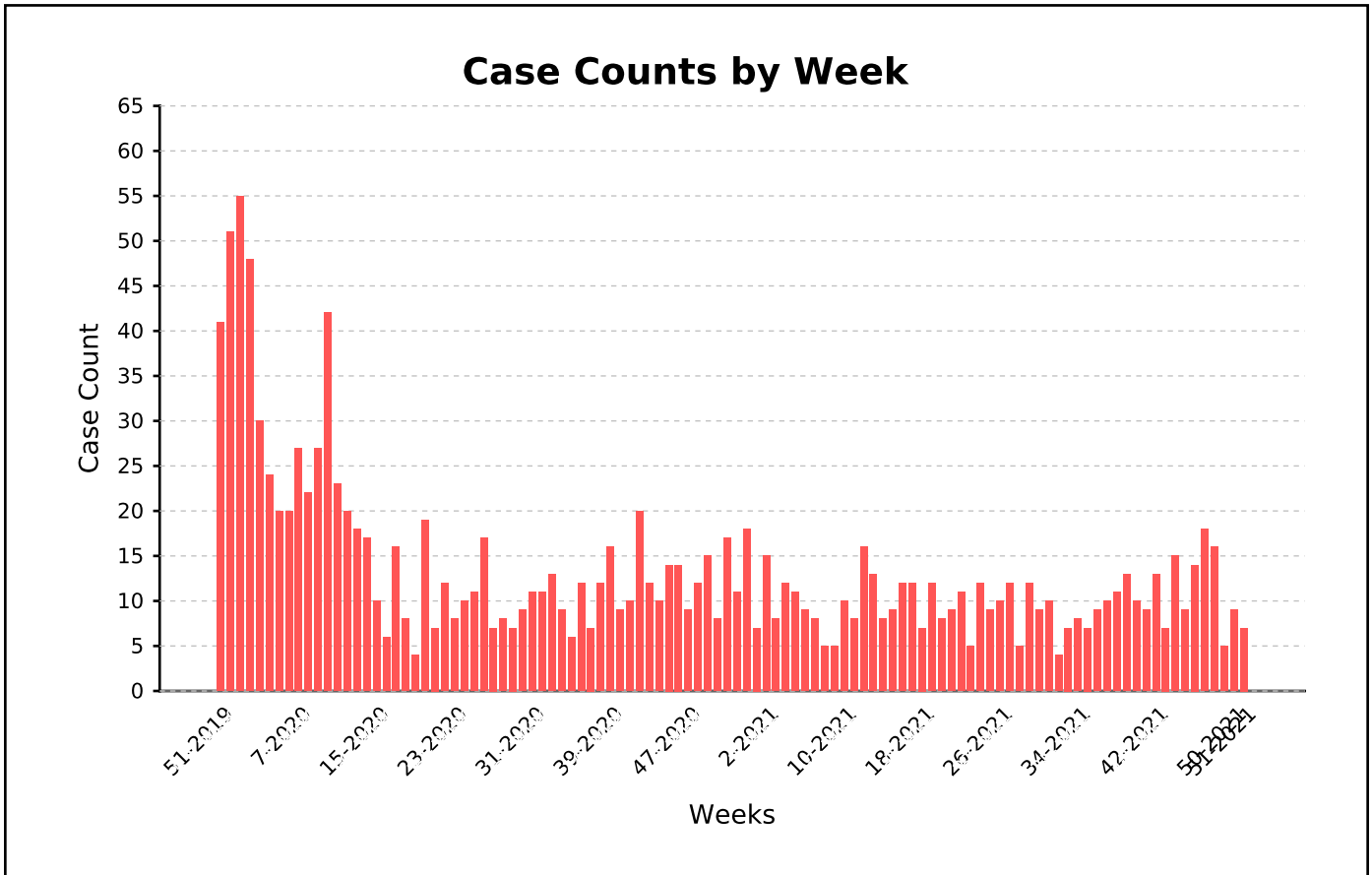
Geographic Area: The State of Michigan

Disease Group: Meningitis

Case Status: Confirmed, Probable, Suspect

Case Types: Individual and Aggregate

Investigation Status: Completed, Completed - Follow Up



Week	Total	Week	Total	Week	Total	Week	Total	Week	Total
51-2019	41	14-2020	17	29-2020	7	44-2020	10	6-2021	9
52-2019	51	15-2020	10	30-2020	9	45-2020	14	7-2021	8
1-2020	55	16-2020	6	31-2020	11	46-2020	14	8-2021	5
2-2020	48	17-2020	16	32-2020	11	47-2020	9	9-2021	5
3-2020	30	18-2020	8	33-2020	13	48-2020	12	10-2021	10
4-2020	24	19-2020	4	34-2020	9	49-2020	15	11-2021	8
5-2020	20	20-2020	19	35-2020	6	50-2020	8	12-2021	16
6-2020	20	21-2020	7	36-2020	12	51-2020	17	13-2021	13
7-2020	27	22-2020	12	37-2020	7	52-2020	11	14-2021	8
8-2020	22	23-2020	8	38-2020	12	53-2020	18	15-2021	9
9-2020	27	24-2020	10	39-2020	16	1-2021	7	16-2021	12
10-2020	42	25-2020	11	40-2020	9	2-2021	15	17-2021	12
11-2020	23	26-2020	17	41-2020	10	3-2021	8	18-2021	7
12-2020	20	27-2020	7	42-2020	20	4-2021	12	19-2021	12
13-2020	18	28-2020	8	43-2020	12	5-2021	11	20-2021	8



<b>Week</b>	<b>Total</b>
21-2021	9
22-2021	11
23-2021	5
24-2021	12
25-2021	9
26-2021	10
27-2021	12
28-2021	5
29-2021	12
30-2021	9
31-2021	10
32-2021	4
33-2021	7
34-2021	8
35-2021	7
36-2021	9
37-2021	10
38-2021	11
39-2021	13
40-2021	10
41-2021	9
42-2021	13
43-2021	7
44-2021	15
45-2021	9
46-2021	14
47-2021	18
48-2021	16
49-2021	5
50-2021	9
51-2021	7