

Appendix DD

TBW Tutorial for non-GPS



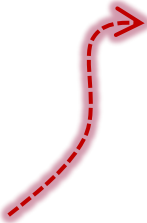
A Brief Tutorial on Reporting Your Travel Online

Hello! Welcome to this tutorial on how to report your travel.

Your goal is to report each place you went on your travel day.

If you used the paper travel log to keep track of the places you went on your travel day, please make sure you have it with you. It will make completing the online survey easier.

Click the black arrow buttons to move through the tutorial.



Need more help? Click **Contact Us** or call us toll free at **1-855-774-1800**.

Monday - Friday	9:00 am – 9:00 pm ET
Saturday	10:00 am – 6:00 pm ET
Sunday	2:00 pm – 9:00 pm ET



MI Travel Counts

Sponsored by the Michigan Department of Transportation & Southeast Michigan Council of Governments

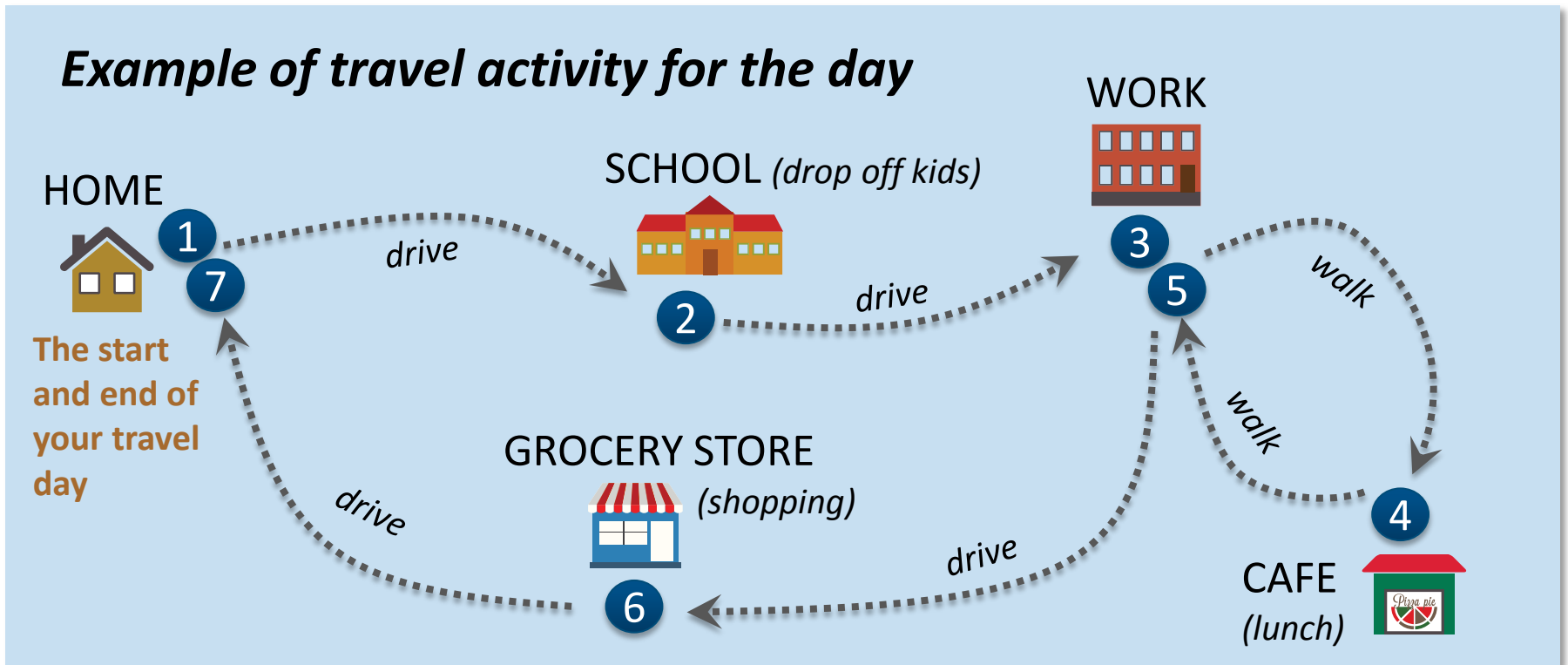


First, let's define what we mean by a "Place".

A place is any location you go to, no matter how long you are there. Examples:

- A gas station
- A drive-thru window
- A bus stop
- A location where you dropped someone off or picked someone up
- An off-site location for a meeting with a client

Each place you visit will be given a number, starting with Place 1.



The Basics

Here's what the **Report Your Travel** page looks like.

Let's briefly look at the three key sections.

- 1 Reporting places
- 2 Mapping places
- 3 Building your travel day

Report Your Travel
Travel day: Sunday, January 04, 2015

Household: 1000700
Person 2: Becca

Total Places: 9 ! Places with missing information: 0 ? View the Tutorial ? What is a Place? Undo Redo

PLACE 9

A Where did you go next?
HOME (112 W Fairfield Ave, Lansing, MI 48906, USA) Change

B What time did you arrive at this place? (Please record the exact time.) 7:22 PM Ex: 2:15 pm, 1415

C How did you get to this place?
Walk

D How many people went to this place with you? 1 # of people

If any of those people were members of your household please select them from the list.

P1 1: David
 P2 2: Becca
 P3 3: Timmy

E What time did you leave this place? (Please record the exact time.) 2:59 AM Ex: 3:15 pm, 1515

This is where you / they ended the travel day.

< Previous Place
Next Place >

Map of Your Travel Day Hide Map ▲

Set Location Manually Zoom to All Zoom to Place Zoom to Trip

The routes shown between places may not reflect how you traveled. They are for illustrative purposes only.

Your Travel Day
The list of places you visited on your travel day from morning until night:

Place	Name	Mode	Arrival Time	Departure Time (hr:min)	Duration (hr:min)	
Place 1	HOME		3:00 AM	7:45 AM	4:45	✓
Place 2	Favorites Cafe	Auto/van/truck (as the driver)	7:57 AM	8:15 AM	0:18	✓
Place 3	City Rescue Mission	Auto/van/truck (as the driver)	8:27 AM	11:40 AM	3:13	✓
Place 4	Dreamcones & Deli	Walk	12:02 PM	1:10 PM	1:08	✓
Place 5	City Rescue Mission	Walk	1:28 PM	5:22 PM	3:54	✓
Place 6	Michigan State 201	Auto/van/truck (as the driver)	5:47 PM	5:50 PM	0:03	✓
Place 7	Vons	Auto/van/truck (as the driver)	6:08 PM	6:32 PM	0:24	✓
Place 8	HOME	Auto/van/truck (as the driver)	6:44 PM	7:05 PM	0:21	✓
Place 9	HOME	Walk	7:22 PM	2:59 AM	7:37	✓

Add New Place at End
Remove Invalid GPS
Insert Place Before
Remove Current Place
Insert Place After

! Don't forget short stops, such as s... up. If you made any stops before your next destination, please report these as separate places.

Reported all of your travel for the day?
If so, click Continue to proceed to the final step of the survey for this person.

Continue

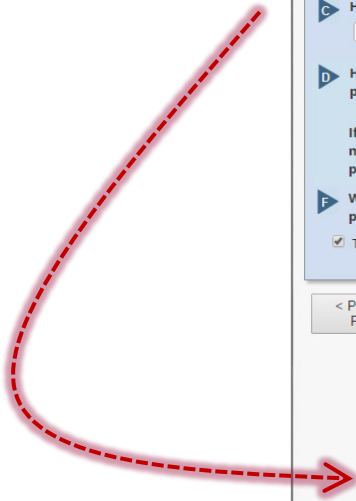
! To complete your reporting later, click Continue and then close this window. Your information is saved and you can log in again to finish reporting your travel.



Reporting Places

1

This is where you tell us the *where*, *when*, *how*, and *who* details of the places you visited.



Report Your Travel Household: 1000700
Person 2: Becca

Travel day: Sunday, January 04, 2015 **MI Travel Counts**
Sponsored by MDOT & SEMCOG

Total Places: 9 ⚠ Places with missing information: 0 📖 View the Tutorial ❓ What Is a Place? Undo Redo

PLACE 9

A Where did you go next?
HOME (112 W Fairfield Ave, Lansing, MI 48906, USA) Change

B What time did you arrive at this place? (Please record the exact time.)
7:22 PM Ex: 2:15 pm, 1415

C How did you get to this place?
Walk

D How many people went to this place with you?
1 # of people

If any of those people were members of your household please select them from the list.
 P1 1: David
 P2 2: Becca
 P3 3: Timmy

F What time did you leave this place? (Please record the exact time.)
2:59 AM Ex: 3:15 pm, 1515

This is where you / they ended the travel day.

< Previous Place

Map of Your Travel Day Hide Map ▲

Set Location Manually Zoom to All Zoom to Place Zoom to Trip

Map Satellite

< Previous Place Next Place >

Mapping Places

2

You don't have to do anything with the map. As you tell us about the places you went, the map creates a picture of your day to help you remember all the stops you made.

Don't worry if the map makes it look like you took a road that you didn't. It always shows the most direct (shortest) route between two places.



Your Travel Day

Report Your Travel
 Household: 1000700
 Person 2: Becca
 Total Places: 9
 Places with missing information: 0
 View the Tutorial
 What is a Place?
 Undo Redo

Your Travel Day

The list of places visited on your travel day from morning to night.

Place	Name	Mode	Arrival Time	Departure Time	Duration (hr:min)	
Place 1	HOME		3:00 AM	7:45 AM	4:45	✓
Place 2	Favorites Cafe	Auto/van/truck (as the driver)	7:57 AM	8:15 AM	0:18	✓
Place 3	City Rescue Mission	Auto/van/truck (as the driver)	8:27 AM	11:40 AM	3:13	✓
Place 4	Dreamcones & Dell	Walk	12:02 PM	1:10 PM	1:08	✓
Place 5	City Rescue Mission	Walk	1:28 PM	5:22 PM	3:54	✓
Place 6	Michigan State 201	Auto/van/truck (as the driver)	5:47 PM	5:50 PM	0:03	✓
Place 7	Vons	Auto/van/truck (as the driver)	6:08 PM	6:32 PM	0:24	✓
Place 8	HOME	Auto/van/truck (as the driver)	6:44 PM	7:05 PM	0:21	✓
Place 9	HOME	Walk	7:22 PM	2:59 AM	7:37	✓

3

As you tell us about the places you visited on your travel day, we build a list for you to review. This way you can make sure all the places you went are recorded.

Map of Your Travel Day

Set Location Manually | Zoom to All | Zoom to Place | Zoom to Trip

Map | Satellite

The routes shown between places may not reflect how you traveled. They are for illustrative purposes only.

Your Travel Day

The list of places you visited on your travel day from morning until night:


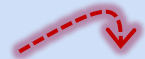
Place	Name	Mode	Arrival Time	Departure Time (hr:min)	Duration	
Place 1	HOME		3:00 AM	7:45 AM	4:45	✓
Place 2	Favorites Cafe	Auto/van/truck (as the driver)	7:57 AM	8:15 AM	0:18	✓
Place 3	City Rescue Mission	Auto/van/truck (as the driver)	8:27 AM	11:40 AM	3:13	✓
Place 4	Dreamcones & Dell	Walk	12:02 PM	1:10 PM	1:08	✓
Place 5	City Rescue Mission	Walk	1:28 PM	5:22 PM	3:54	✓
Place 6	Michigan State 201	Auto/van/truck (as the driver)	5:47 PM	5:50 PM	0:03	✓
Place 7	Vons	Auto/van/truck (as the driver)	6:08 PM	6:32 PM	0:24	✓
Place 8	HOME	Auto/van/truck (as the driver)	6:44 PM	7:05 PM	0:21	✓
Place 9	HOME	Walk	7:22 PM	2:59 AM	7:37	✓

- Don't forget short stops, such as ... e up. If you made any stops before your next destination, please report these as separate places.
- To complete your reporting later, click Continue and then close this window. Your information is saved and you can log in again to finish reporting your travel.



Reporting your travel, starting with Place 1

1. Begin by reporting where you were at 3 am.
2. In Section **A** , if you were home, click HOME. You'll see the location appear on the map.
3. If you weren't at home, work or school, see the next page for how to report a different location.
4. Next, in Section **F**, fill in the time when you left this place to go somewhere else.
5. That's it for Place 1! Click **Next Place** to report Place 2.



PLACE 1

A At 3:00 am, were you HOME or someplace else?

Choose from the list below or add a different location:

- HOME
- Michigan State 201 (Work - David)
- City Rescue Mission (Work - Becca)
- Waverly Middle School (School - Timmy)

F What time did you leave this place? (Please record the exact time.) Ex. 3:15 pm, 1515

This is where you / they ended the travel day.



Report the next place

If the next place you went is already listed in the box, just click it.

If you went somewhere else, click **Add a Different Location** and let our search engine find it for you.

Suppose you went to a coffee shop called “Biggby Coffee”. Type that into the “Name of place” box. Add the street name if you know it, plus the city, and click **Search**.

The search results will appear in the box below the search button **and** on the map.

Once you find the right address, select it and click **Use This Address**.

Can't find it? Click **Show Search Tips**.

PLACE 2

A Where did you go next?

Choose from the list below or add a different location:

- HOME
- Michigan State 201 (Work - David)
- City Rescue Mission (Work - Becca)
- Waverly Middle School (School - Timmy)

Add or correct this location

1 Name of place (required): Ex. The Fisher Building, Meijer, Mackinac Island

Either search for it or set its location manually on the map.

2 Address or nearest cross-streets: (optional)

For cross streets, use & or and. Ex. E Michigan Ave & N Pennsylvania Ave, Lansing, MI.

3 Search for it.

24 possible address(es) were found. Click an address to view it on the map.

- BIGGBY COFFEE, 2002 W Saginaw, Lansing, MI 48915, United States**
- BIGGBY COFFEE, 536 Elmwood Road, Lansing, MI 48917, United States
- BIGGBY COFFEE, 1701 S Waverly Rd, Suite 102, Lansing, MI 48917, United States
- Biggby Coffee, 2002 West Saginaw Street, Lansing, MI 48915, United States
- BIGGBY COFFEE, 120 W Ottawa St, Lansing, MI 48933, United States
- BIGGBY COFFEE, 115 West Allegan Street, Lansing, MI 48933, United States
- BIGGBY COFFEE, 750 North Cedar Street, Lansing, MI 48906, United States
- Biggby Coffee, 500 East Michigan Avenue, Lansing, MI 48912, United States
- BIGGBY COFFEE, 8741 West Saginaw Highway, Lansing, MI 48917, United States

4 Select the best address above, and click Use this Address

Search Tip #1 – Find the location by clicking the map marker

Not sure which address is the right one?

After you do a search, you'll see markers on the map with possible locations.

Click on a map marker to view the location's address.

When you find the location you're looking for, click the **Use This Address** button.

Map of Your Travel Day

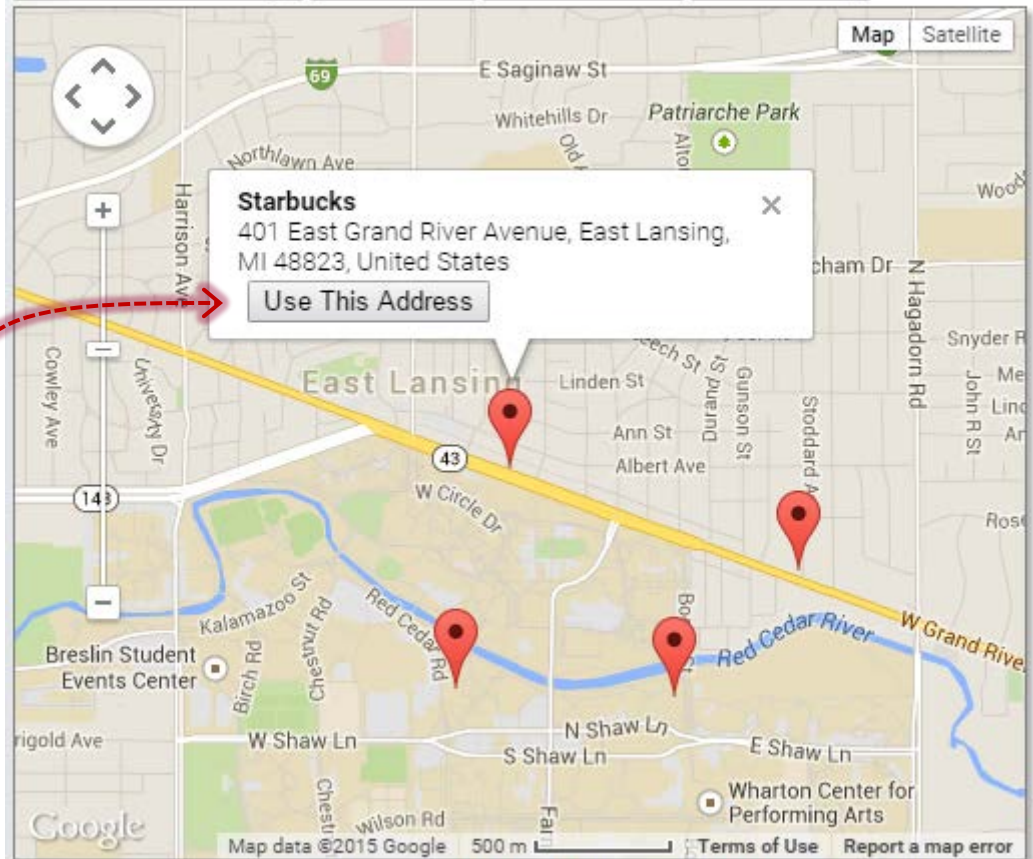
Hide Map ▲

Set Location Manually

Zoom to All

Zoom to Place

Zoom to Trip



The routes shown between places may not reflect how you traveled. They are for illustrative purposes only.



Search Tip #2 – Find the closest intersection (cross-streets)

Having trouble finding the location you're looking for?

Report the intersection closest to the place you went.

To enter the cross-streets, use "&" or "and", such as **W Saginaw St & MLK Blvd**.

Search uses Google and returns locations even if you misspell or abbreviate words.

Add or correct this location Cancel

1 Name of place
(required): Ex. The Fisher Building, Meijer, Mackinac Island

Either search for it or set its location manually on the map.

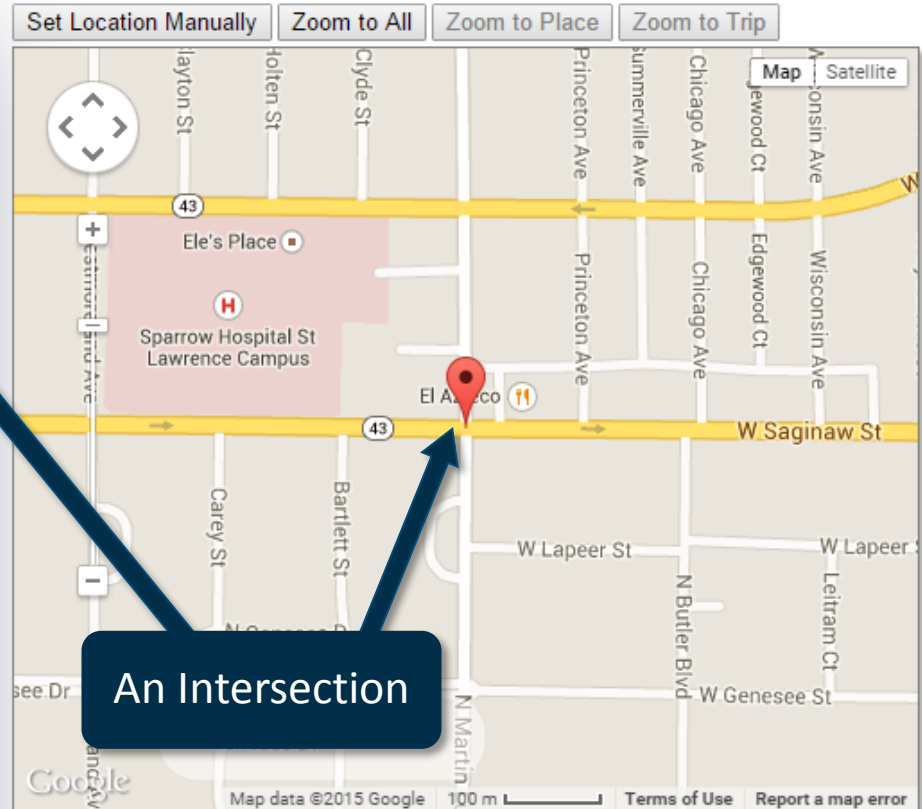
2 Address or nearest cross-streets:
(optional) For cross streets, use "&" or "and". Ex. E Michigan Ave & N Pennsylvania Ave, Lansing, MI.

3 Search for it. Search

21 possible address(es) were found. Click an address to view it on the map.

- West Saginaw Street & North Martin Luther King Junior Boulevard, Lansing, MI
- NBD MAC past Albert, United States
- EBD Albert past MAC, United States
- SBD MAC past Linden, United States
- Amtrak Station - LNL, 1240 South Harrison Road, East Lansing, MI 4882
- EBD Gr. River Ave past Division St, United States
- WBD Gr. River Ave before Division, United States
- WBD Albert past Grove, United States
- WBD Gr. River past MAC AVE, United States

4 Select the best address above, and click Use This Address
"Use this Address"

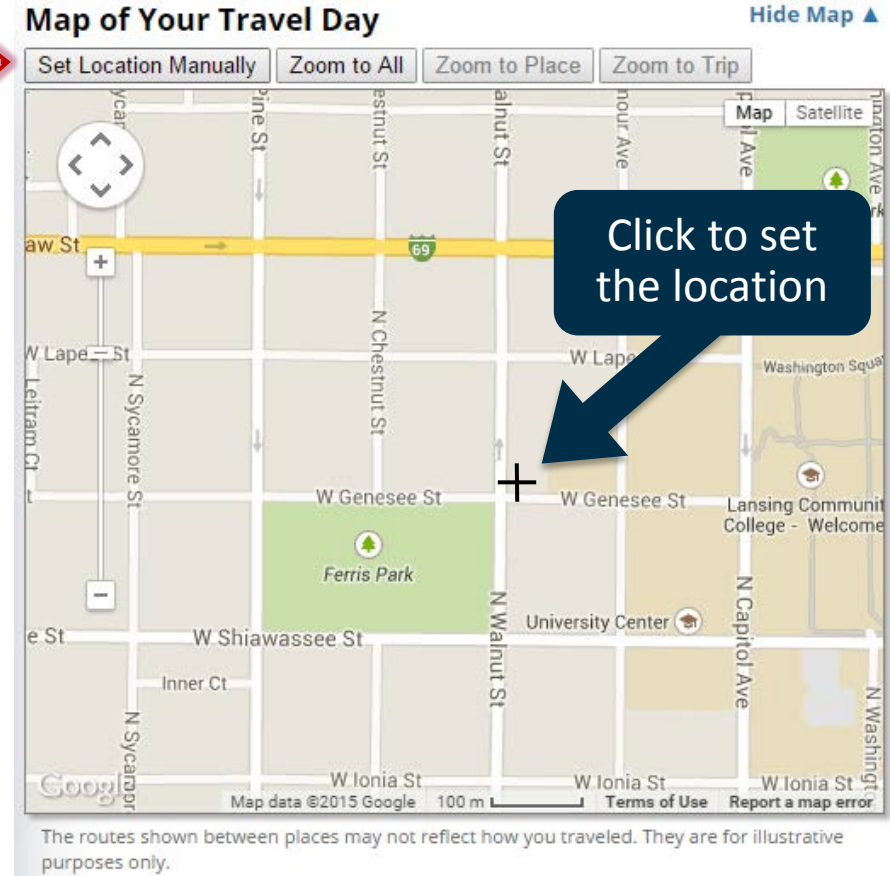


The routes shown between places may not reflect how you traveled. They are for illustrative purposes only.

Search Tip #3 – Set the location manually on the map

Rather use the map to find the place you went?
It's easy to set it directly on the map.

1. Type a name in the **Name of place** box (e.g., bus stop, Gregg's house, Park Road overlook, etc.) **A name is required.**
2. Zoom and pan around the map until you see the place you want to mark.
3. Click the **Set Location Manually** button above the map.
4. Then click on the map where the place is.
5. A marker will appear on the map and estimate an address for the location.
NOTE: The estimated address may be different from what you expect. This is OK.
6. You can drag the marker to adjust the location. The marker will move close to where you let go.
The marker doesn't have to be exact.





Did you take a bus or train? Here's how to report transit trips...

Report each place you got on and off public transportation as a separate place.

For example, Joe takes the bus to work.

He starts at Place ①, home.

Walks from home to Place ②, bus stop A.

Takes a bus from bus stop A to Place ③, bus stop B.

Walks from bus stop B to Place ④, work.





Did you go for a jog, walk the dog, or take a drive without making any stops along the way?

Be sure to report trips that start and end at the same place.

For example, Sue goes for a run after work.

...

She drives from work to Place 7, home.

Walks/jogs from home back to Place 8, home.





Add the place details

Once you've set the location, fill in the remaining details (sections B-F). Refer to the paper log you used to keep track of all the places you went.

The last place of the day is where you stayed for the evening, at least until 3 am the next day. For most people, this will be HOME.

Below the "What time did you leave this place?" question, click the box for "This is where you/they ended the travel day."

The time you left box will be automatically filled with 2:59 AM.

PLACE 9

A Where did you go next?
HOME (112 W Fairfield Ave, Lansing, MI 48906, USA)

B What time did you arrive at this place? (Please record the exact time.) 7:22 PM Ex. 2:15 pm, 1415

C How did you get to this place?
Walk

D How many people went to this place with you? 1 # of people

If any of those people were members of your household please select them from the list.
 P1 1: David
 P2 2: Becca
 P3 3: Timmy

F What time did you leave this place? (Please record the exact time.) 2:59 AM Ex. 3:15 pm, 1515

This is where you / they ended the travel day.



Review your travel day

As you complete the survey, we've been building "Your Travel Day" list. Before leaving this page, take a minute to review it and make sure you have told us about all the places you went.

Anything missing?

- Green check means you have entered all the information for this place.
- Yellow yield sign means one or more pieces of information is missing for this place.

To correct a place or details about a place

Click on the **Place # buttons** to return you to that place so you can make updates.

Need to add a place?

Use the buttons below Your Travel Day list to add new places to the list.

Your Travel Day

The list of places visited on your travel day from morning to night.

Place	Name	Mode	Arrival Time	Departure Time	Duration (hr:min)	
Place 1	HOME		3:00 AM	7:45 AM	4:45	
Place 2	Favorites Cafe	Auto/van/truck (as the driver)	7:57 AM	8:15 AM	0:18	
Place 3	City Rescue Mission	Auto/van/truck (as the driver)	8:27 AM	11:40 AM	3:13	
Place 4	Dreamcones & Deli	Walk	12:02 PM	1:10 PM	1:08	
Place 5	City Rescue Mission	Walk	1:28 PM	5:22 PM	3:54	
Place 6	Michigan State 201	Auto/van/truck (as the driver)	5:47 PM	5:50 PM	0:03	
Place 7	Vons	Auto/van/truck (as the driver)	6:08 PM	6:32 PM	0:24	
Place 8	HOME	Auto/van/truck (as the driver)	6:44 PM	7:05 PM	0:21	
Place 9	HOME	Walk	7:22 PM	2:59 AM	7:37	

Add New Place at End

Remove Current Place

Insert New Place Before

Insert New Place After



Make a mistake? No worries.

Click the **Undo** button in the top-right to undo changes you've made.

Report Your Travel
Travel day: Sunday, January 04, 2015

Household: 1000700
Person 2: Becca

MI Travel Counts
Sponsored by MDOT & SEMCOG

Total Places: 9 Places with missing information: 0 View the Tutorial What is a Place?

Undo Redo

Done adding places?

Click the **Continue** button at the bottom of the page. If you left out any information, you will see a message like this:

Reported all of your travel for the day?
If so, click Continue to proceed to the final step of the survey for this person.

Continue

Please correct the following problem(s):

- 1 of your places require more information or may have errors. Please view the places with the yellow warning icons to correct the problems.

Look for the places marked with a yield sign in the “Your Travel Day” list to identify which places need to be fixed. Click the place # buttons, like , to view and correct the information about a place.

If all the information is provided, click Continue to proceed to the final part of the survey.



Example Online Travel Log

Here's an example of one person's travel day:

Your Travel Day

The list of places you visited on your travel day from morning until night:

Place	Name	Mode	Arrival Time	Departure Time	Duration (hr:min)	
Place 1	HOME		3:00 AM	7:45 AM	4:45	✓
Place 2	Favorites Cafe	Auto/van/truck (as the driver)	7:57 AM	8:15 AM	0:18	✓
Place 3	City Rescue Mission	Auto/van/truck (as the driver)	8:27 AM	11:40 AM	3:13	✓
Place 4	Dreamcones & Deli	Walk	12:02 PM	1:10 PM	1:08	✓
Place 5	City Rescue Mission	Walk	1:28 PM	5:22 PM	3:54	✓
Place 6	Michigan State 201	Auto/van/truck (as the driver)	5:47 PM	5:50 PM	0:03	✓
Place 7	Vons	Auto/van/truck (as the driver)	6:08 PM	6:32 PM	0:24	✓
Place 8	HOME	Auto/van/truck (as the driver)	6:44 PM	7:05 PM	0:21	✓
Place 9	HOME	Walk	7:22 PM	2:59 AM	7:37	✓

	Description
1	Becca started her day at home. She left to go to work at 7:45 am.
2	On her way to work, she stopped at a coffee shop at 7:57 am. She left the coffee shop at 8:15 am.
3	Then, Becca drove to work (City Rescue Mission), arriving at 8:27 am. At 11:40 am she took a lunch break.
4	For lunch, she walked to Dreamcones & Deli, arriving at 12:02 pm. She ate lunch and then left there at 1:10 pm to walk back to work.
5	Becca arrived back at work at 1:28 pm and stayed until 5:22 pm.
6	On her way home, she stopped to pick up her husband from work (Michigan State Building 201) at 5:47 pm. They left at 5:50 pm.
7	Then, Becca drove to Von's supermarket, arriving at 6:08 pm. She left at 6:32 pm to go home.
8	Becca arrived home at 6:44 pm and left at 7:05 pm to take the dog for a walk.
9	She walked the dog around the neighborhood, arriving back home at 7:22 pm. She stayed home for the rest of the night.



✓ That's it!

To return to this tutorial at any time, click the **View the Tutorial** link at the top of the screen.

The screenshot shows the top navigation bar of the MI Travel Counts application. On the left, it says "Report Your Travel" and "Travel day: Sunday, January 04, 2015". On the right, it shows "Household: 1000700" and "Person 2: Becca". In the center, there is a "MI Travel Counts" logo and the text "Sponsored by MDOT & SEMCOG". Below this, a dark blue bar contains several links: "Total Places: 10", a warning icon followed by "Places with missing information: 1", a question mark icon followed by "View the Tutorial", another question mark icon followed by "What is a Place?", and two buttons labeled "Undo" and "Redo".

For a quick reminder about places and what to report, click “What is a Place?”

To begin reporting your travel, click the **Continue** button below.



MI Travel Counts

Sponsored by the Michigan Department of Transportation
& Southeast Michigan Council of Governments

Need more help? Click **Contact Us** or call us toll free at **1-855-774-1800**.

Monday - Friday	9:00 am – 9:00 pm ET
Saturday	10:00 am – 6:00 pm ET
Sunday	2:00 pm – 9:00 pm ET

Appendix EE
TBW Tutorial for GPS



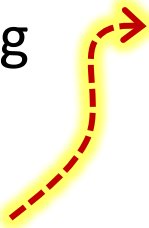
A Brief Tutorial on Reporting Your Travel Online

Hello! Welcome to this tutorial on how to report your travel.

The purpose of the next step is to confirm all of the places you visited on your travel day, using the GPS data as a starting point.

If you recorded where you went on your paper travel log, please make sure you have it with you. It will make reporting your travel easier.

Click the black arrow buttons to move through the tutorial.



Need more help? Click **Contact Us** or call us toll free at **1-855-774-1800**.

Monday - Friday	9:00 am – 9:00 pm ET
Saturday	10:00 am – 6:00 pm ET
Sunday	2:00 pm – 9:00 pm ET



MI Travel Counts

Sponsored by the Michigan Department of Transportation & Southeast Michigan Council of Governments

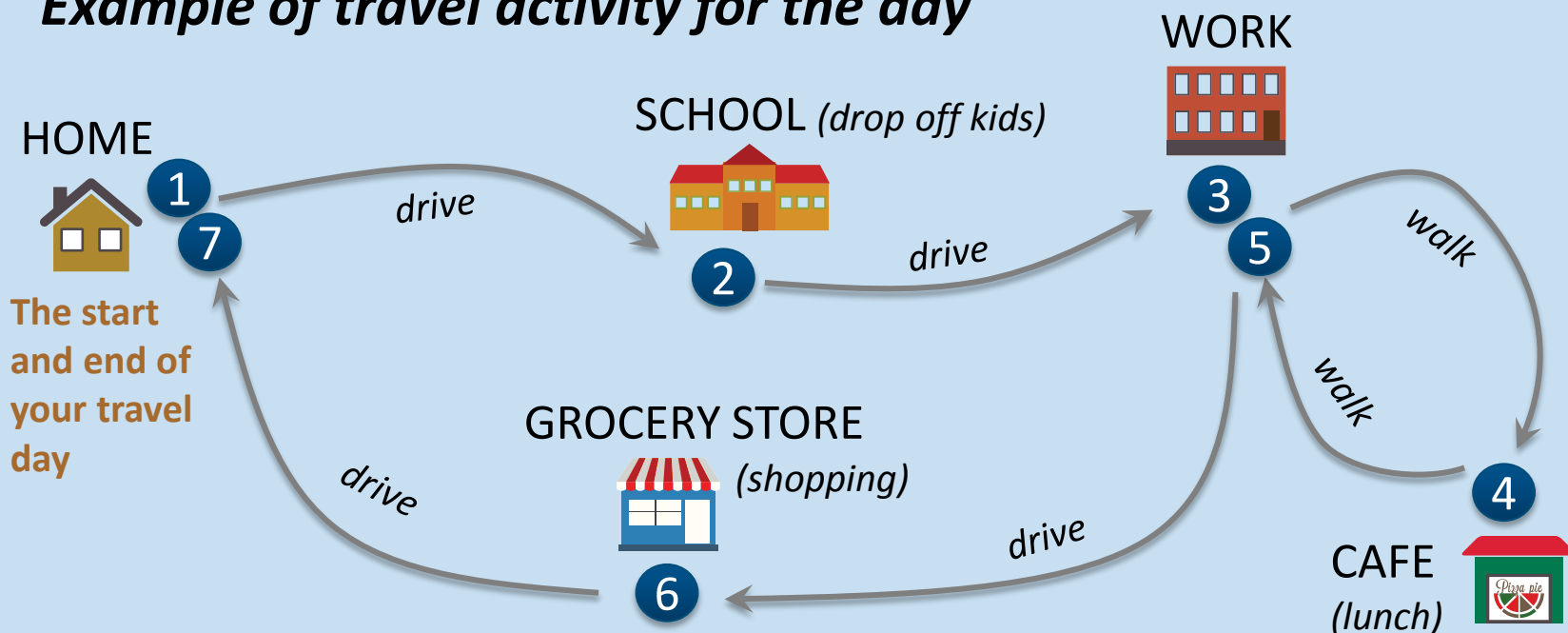
First, let's define what we mean by a "Place".

A place is any location you go to, no matter how long you are there. Examples:

- A gas station
- A drive-thru window
- A bus stop
- A location where you dropped someone off or picked someone up
- An off-site location for a meeting with a client

Each place you visit will be given a number, starting with Place 1.

Example of travel activity for the day



The Basics

Here's what the **Report Your Travel** page looks like.

Let's briefly look at the three key sections.

1

Reporting places

2

Mapping places

3

Travel Day Summary

Report Your Travel
Travel day: Thursday, March 12, 2015

Total Places: 8 ▲ Places with missing information: 0 ▶ View the Tutorial ▶ What is a Place? Undo Redo

MI Travel Counts
Sponsored by MDOT & SEMCOG

PLACE 8

A Where did you go next?
Did you stop somewhere before here? If so, scroll to the bottom and click "Insert before". If the GPS detected this place by mistake, click "Change".

HOME (4123 Shoals Dr, Michigan Charter Township, MI, 48864, USA) Change

B Confirm the time that you arrived at this place: 7:55 PM Ex: 2:17 pm, 1417
(Please record the exact time.)

C Confirm how you got to this place?
Auto/van/truck (as the driver)

D How many people went to this place with you? 0 # of people

E Confirm the exact time that you left this place. 2:59 AM Ex: 3:17 pm, 1417
(Please record the exact time.)

This is where you / they ended the travel day.

< Previous Place
Next Place >

Map of Your Travel Day Hide Map ▲

Set Location Manually Zoom to All Zoom to Place Zoom to Trip

Map data ©2015 Google 2 km Terms of Use Report a map error

The routes shown between places may not reflect how you traveled. They are for illustrative purposes only.

Your Travel Day
The list of places you visited on your travel day from morning until night:

View	Place	Mode	Arrival Time	Departure Time	Duration (hr:min)	
Place 1	HOME		3:00 AM	7:08 AM	4:08	✓
Place 2	Dunkin Donuts	Auto/van /truck (as the driver)	7:15 AM	7:16 AM	0:01	✓
Place 3	Michigan Department of Transportation	Auto/van /truck (as the driver)	7:27 AM	11:05 AM	3:38	✓
Place 4	Jimmy Jons	Auto/van /truck (as the driver)	11:15 AM	12:00 PM	0:45	✓
Place 5	Michigan Department of Transportation	Auto/van /truck (as the driver)	12:08 PM	4:01 PM	3:52	✓
Place 6	HOME	Auto/van /truck (as the driver)	4:20 PM	5:07 PM	0:47	✓
Place 7	Suburban Ice-East	Auto/van /truck (as the driver)	5:22 PM	7:43 PM	2:21	✓
Place 8	HOME	Auto/van /truck (as the driver)	7:55 PM	2:59 AM	7:04	✓

Add New Place at End
Insert New Place Before
Remove Current Place
Insert New Place After

ⓘ Don't forget short stops, such as stopping for gas or picking someone up. If you made any stops before your next destination, please report these as separate places.

Reported all of your travel for the day?
If so, click Continue to proceed to the final step of the survey for this person.

Continue

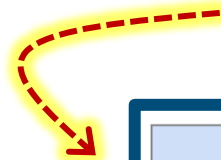
ⓘ To complete your reporting later, click Continue and then close this window. Your information is saved and you can log in again to finish reporting your travel.

Reporting Places

1

This is where you tell us the *where*, *when*, *how*, and *who* details of the places you visited.

We detect some of this information from your GPS device, but we need you to confirm it and provide additional information.



Report Your Travel
Travel day: Thursday, March 12, 2015

Total Places: 8 Places with missing information: 0 View the Tutorial What is a Place?

Undo Redo

PLACE 8

A Where did you go next?
Did you stop somewhere before going here? If so, scroll to the bottom and click "Insert New Place Before". If the GPS detected this place by mistake, click "Remove Place".

HOME (4100 Shoals Dr, Meridian charter Township, MI, 48861, USA) Change

B Confirm the time that you arrived at this place: 7:55 PM Ex: 2:17 pm, 1417
(Please record the exact time.)

C Confirm how you got to this place?
Auto/van/truck (as the driver)

D How many people went to this place with you? 0 # of people

F Confirm the exact time that you left this place. 2:59 Ex: 3:17 pm, 1417
(Please record the exact time.)

This is where you / they ended the travel day.

Map of Your Travel Day Hide Map ▲
Set Location Manually Zoom to All Zoom to Place Zoom to Trip

Terms of Use Report a map error

Arrival Time	Departure Time	Duration (hr:min)	
3:00 AM	7:08 AM	4:08	✓
7:15 AM	7:16 AM	0:01	✓
7:27 AM	11:05 AM	3:38	✓
11:15 AM	12:00 PM	0:45	✓
12:08 PM	4:01 PM	3:52	✓
4:20 PM	5:07 PM	0:47	✓
5:22 PM	7:43 PM	2:21	✓
7:55 PM	2:59 AM	7:04	✓

PS Insert New Place Before Insert New Place After

any stops before your next destination, please report these as separate places.

Reported all of your travel for the day?
If so, click Continue to proceed to the final step of the survey for this person.
Continue

To complete your reporting later, click Continue and then close this window. Your information is saved and you can log in again to finish reporting your travel.

Mapping Places

2

The map displays a picture of your travel day, using the GPS data and the information you provide.

You don't have to do anything with the map. It's here to help you remember all the places you visited.

Report Your Travel
Travel day: Thursday, March 12, 2015

Total Places: 8 | Places with missing information: 0 | View the Tutorial | What is a Place?

MI Travel Counts
Sponsored by MDOT & SEMCOG

Undo | Redo

PLACE 8

Where did you go next?
Did you stop somewhere before going here? Scroll to the bottom and click "Insert New Place Before". If the GPS detected this place by mistake, click "Remove Place".

Map of Your Travel Day

Set Location Manually | Zoom to All | Zoom to Place | Zoom to Trip

Map | Satellite

DeWitt Twp

Rose Lake Wildlife Research Area

Map of Your Travel Day

Set Location Manually | Zoom to All | Zoom to Place | Zoom to Trip

Map | Satellite

DeWitt Twp

Lansing Charter Twp

East Lansing

Meridian Charter Township

Delhi Charter Township

HASLETT

WAVERY

HOLT

Map data ©2015 Google | 2 km | Terms of Use | Report a map error

Start Time	Departure Time	Duration (hr:min)	Status
3:00 AM	7:08 AM	4:08	✓
7:15 AM	7:16 AM	0:01	✓
7:27 AM	11:05 AM	3:38	✓
11:15 AM	12:00 PM	0:45	✓
2:08 PM	4:01 PM	3:52	✓
4:20 PM	5:07 PM	0:47	✓
5:22 PM	7:43 PM	2:21	✓
7:55 PM	2:59 AM	7:04	✓

Remove Current Place

Insert New Place Before

Insert New Place After

Reported all of your travel for the day?
If so, click Continue to proceed to the final step of the survey for this person.

Continue

Don't forget short stops, such as stopping for gas or picking someone up. If you made any stops before your next destination, please report these as separate places.

To complete your reporting later, click Continue and then close this window. Your information is saved and you can log in again to finish reporting your travel.

Travel Day Summary

Report Your Travel
Travel day: Sunday, January 04, 2015

Household: 1000700
Person 2: Becca

MI Travel Counts
Sponsored by MDOT & SEMCOG

Total Places: 9 ⚠ Places with missing information: 0 🔍 View the Tutorial ❓ What is a Place? Undo Redo

Your Travel Day

The list of places you visited on your travel day from morning until night:

View	Place	Mode	Arrival Time	Departure Time	Duration (hr:min)	
Place 1	HOME		3:00 AM	7:08 AM	4:08	✔
Place 2	Dunkin Donuts	Auto/van/truck (as the driver)	7:15 AM	7:16 AM	0:01	✔
Place 3	Michigan Department of Transportation	Auto/van/truck (as the driver)	7:27 AM	11:05 AM	3:38	✔
Place 4	Jimmy Jons	Walk	11:15 AM	12:00 PM	0:45	✔
Place 5	Michigan Department of Transportation	Walk	12:08 PM	4:01 PM	3:52	✔
Place 6	HOME	Auto/van/truck (as the driver)	4:20 PM	5:07 PM	0:47	✔
Place 7	Suburban Ice-East	Auto/van/truck (as the driver)	5:22 PM	7:43 PM	2:21	✔
Place 8	HOME	Auto/van/truck (as the driver)	7:55 PM	2:59 AM	7:04	✔

Add New Place at End

Remove Current Place

Insert New Place Before

Insert New Place After

Map of Your Travel Day

Set Location Manually Zoom to All Zoom to Place Zoom to Trip Hide Map ▲

Map Satellite

Map data ©2015 Google

Travel Day

The list of places you visited on your travel day from morning until night:

Name	Mode	Arrival Time	Departure Time	Duration (hr:min)	
HOME		3:00 AM	7:45 AM	4:45	✔
Favorites Cafe	Auto/van/truck (as the driver)	7:57 AM	8:15 AM	0:18	✔
City Rescue Mission	Auto/van/truck (as the driver)	8:27 AM	11:40 AM	3:13	✔
Dreamcones & Deli	Walk	12:02 PM	1:10 PM	1:08	✔
City Rescue Mission	Walk	1:28 PM	5:22 PM	3:54	✔
Michigan State 201	Auto/van/truck (as the driver)	5:47 PM	5:50 PM	0:03	✔
Vons	Auto/van/truck (as the driver)	6:08 PM	6:32 PM	0:24	✔
HOME	Auto/van/truck (as the driver)	6:44 PM	7:05 PM	0:21	✔
HOME	Walk	7:22 PM	2:59 AM	7:37	✔

Add New Place at End

Remove Current Place

Remove Invalid GPS

Insert Place Before

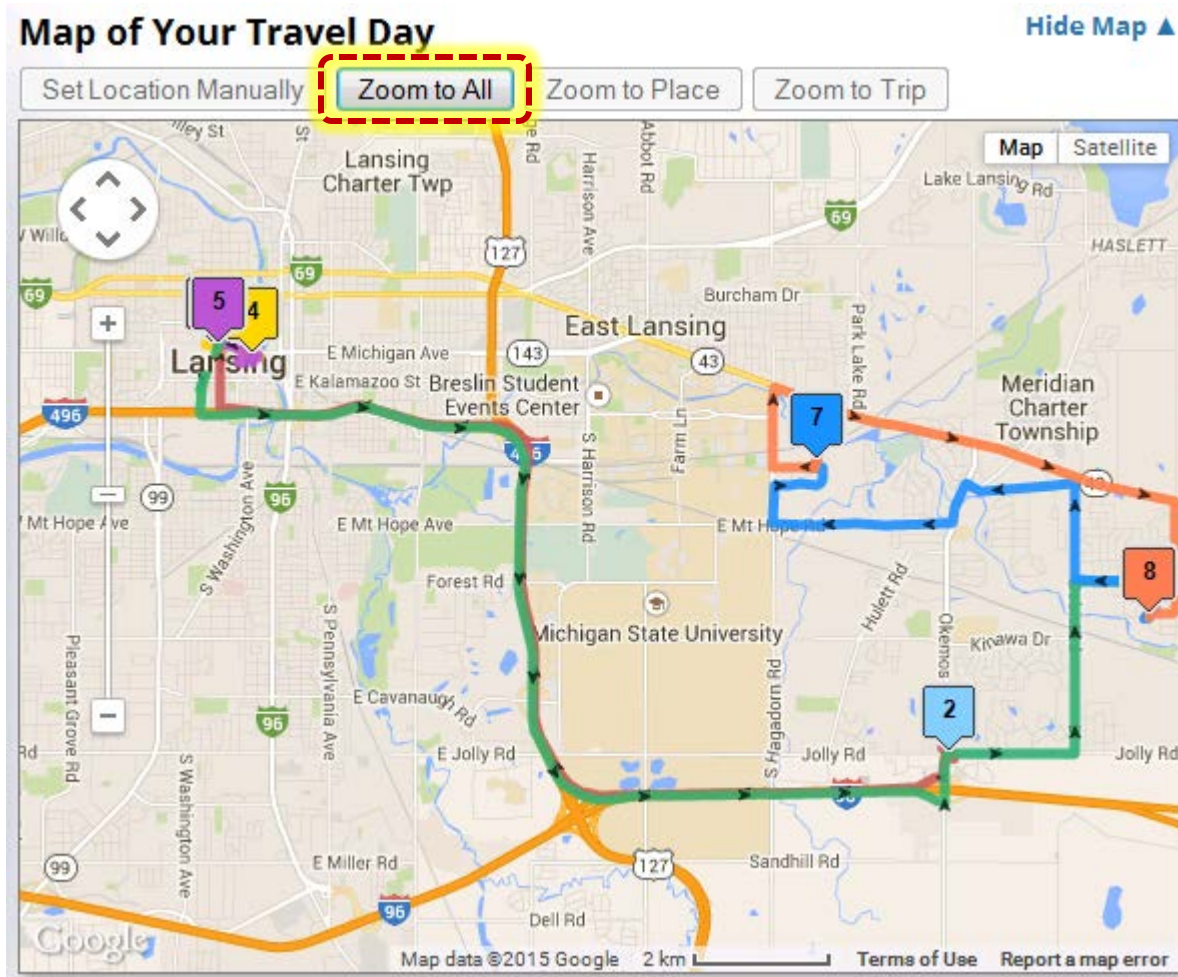
Insert Place After

3

This is the list of places you visited on your travel day, from morning till night. It will start with the information received from your GPS device and updates automatically as you confirm and add stops you made.

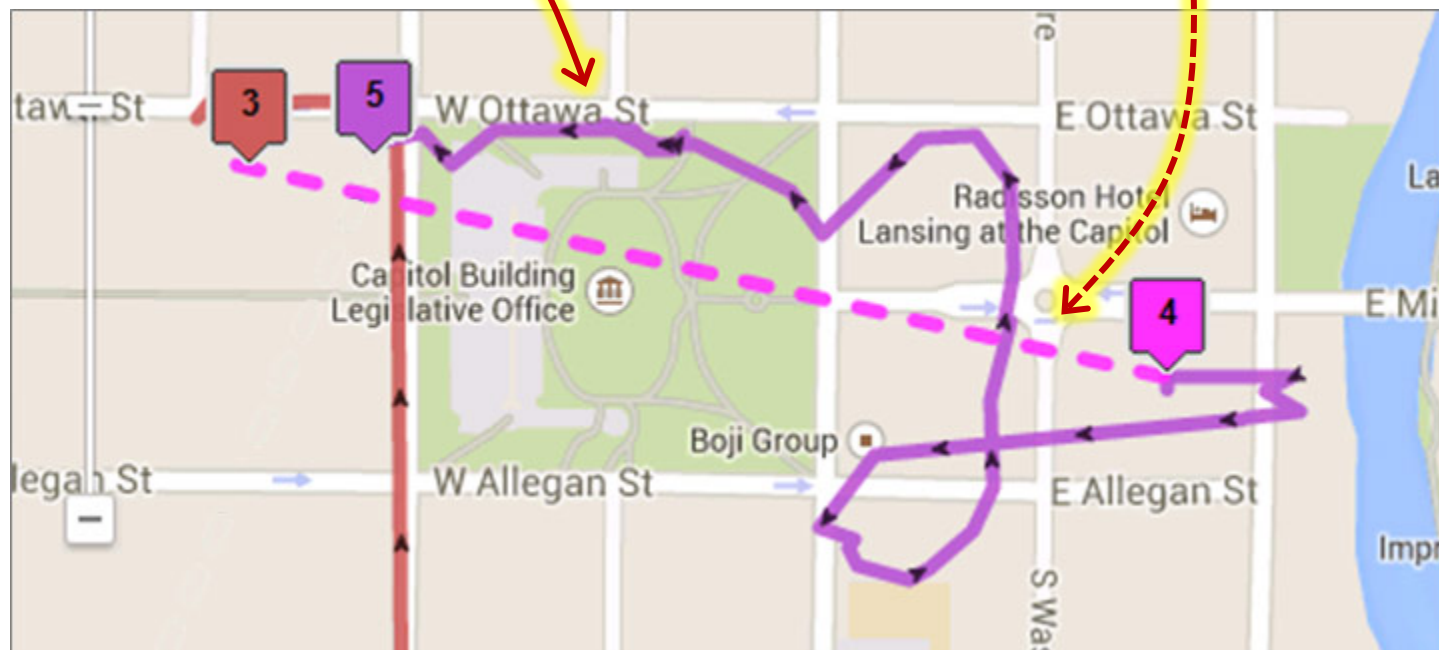
Review your GPS Data

- A good first step is to look at what the GPS device detected.
- To see your whole travel day, click **Zoom to All** above the map.
- Most of the places should be accurate; some may not be. We'll show you how to correct these errors.
- The next step is to tell us about each place you visited, starting with the first place.



Understanding the GPS lines

- A **solid** line shows you the path you took using the GPS data. The small arrows tell you the direction of travel.
- For example, the purple line shows the walk this person took from Place 4 to Place 5.
- A **dashed line** is shown when the system “fills in” information that is missing from the GPS data. (Such lines are always straight and don’t represent the actual path taken.)
- For example, there is no GPS information available for how the person traveled between Place 3 and Place 4 below.



Reporting your travel, starting with Place 1

- Place 1 is where you were at 3 am on your travel day. This is typically Home.
- The location for place 1 may not be exactly at your house because GPS devices often don't start recording for a few minutes after you turn them on. If that's the case, click **Change** and select "HOME" from the list.
- If you were elsewhere at 3 am, we'll show you how to specify other locations shortly.
- In **Section F**, review the time that you left your starting location. For most people, this means when did you leave home that morning?

PLACE 1

A At 3 AM, were you **HOME** or someplace else?

If the location detected by the GPS is not where you were at 3 AM, click "Change" to select or add the correct location.

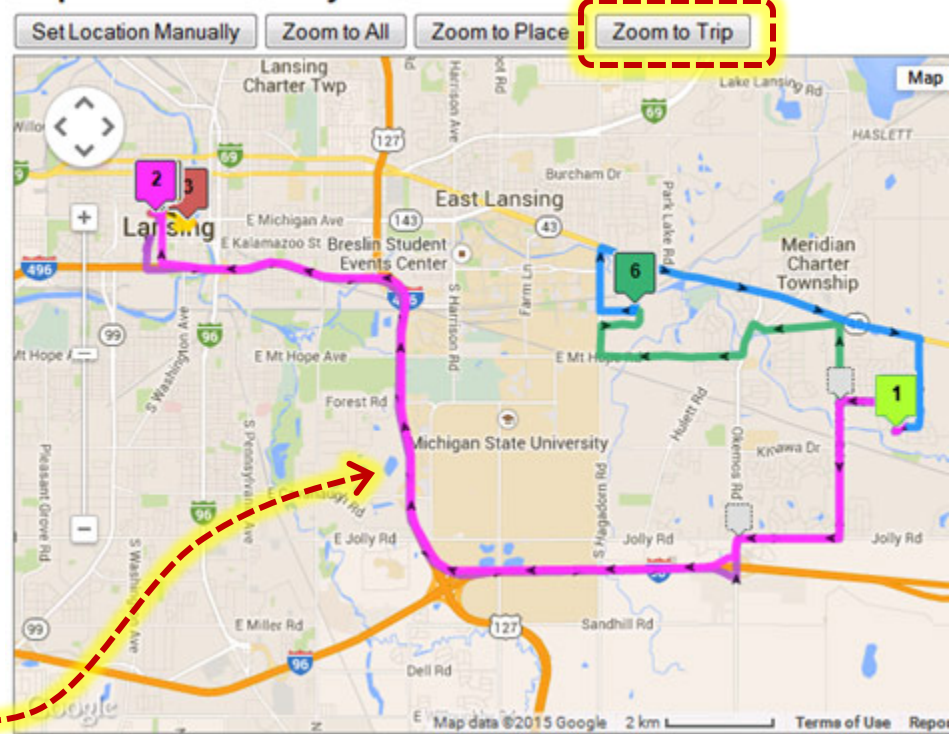
HOME (4100 Shoals Dr, Meridian charter Township, MI, 48861, USA)

F Confirm the exact time that you left this place. Ex. 3:17 pm, 1417
(Please record the exact time.)

Reviewing Place 2

- Now it's time to review the next place you visited: Place 2. Click the **Next Place >** button.
- Look at the place on the map. The system designates places wherever you stop for two or more minutes.
- Click **Zoom to Trip**, above the map, to see the journey you took from Place 1 to Place 2. The trip to the current place is **pink**.
- If the system detects you stopped at your work (or another known place), it will mark it automatically.

Map of Your Travel Day



Confirming details about your visit

- If the location is correct, now it's time to confirm the details about your visit to this place.
- Verify the time it recorded you arrived here in **Section B**. Correct if necessary.
- Specify how you traveled here in **Section C**.
- If others were with you, mark the number in **Section D**.
- Verify the time it recorded you left here in **Section F**.
- *FYI, **Section E** from the Travel Log will be shown in a later step.*

PLACE 2

A Where did you go next?

Did you stop somewhere before going here? If so, scroll to the bottom and click "Insert New Place Before". If the GPS detected this place by mistake, click "Remove Place".

Michigan Department of Transportation (425 W Ottawa St, Lansing, MI, 48933, USA) Change

B Confirm the time that you arrived at this place: Ex. 2:17 pm, 1417
(Please record the exact time.)


C Confirm how you got to this place?

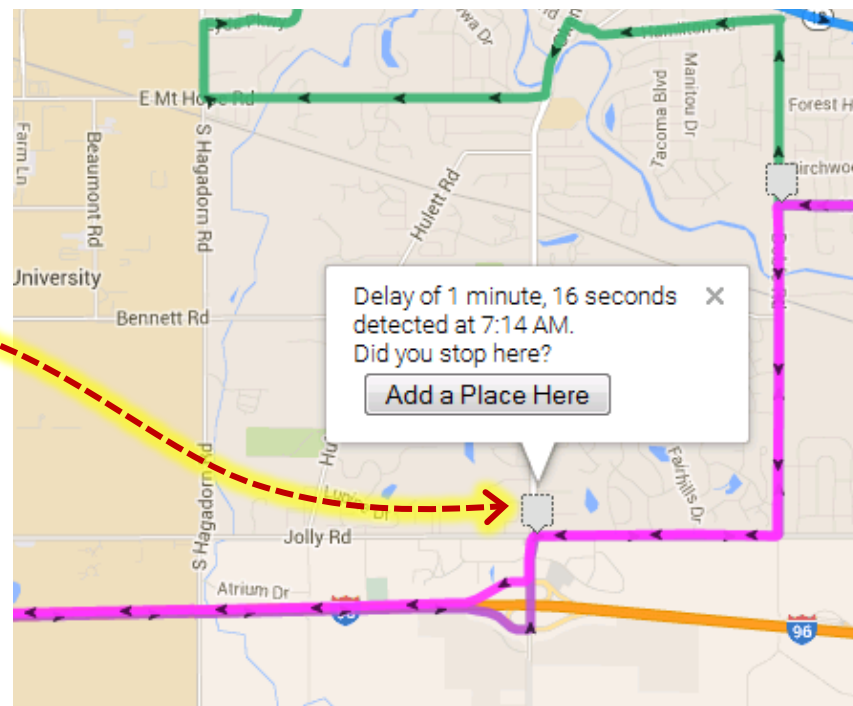
D How many people went to this place with you? # of people

F Confirm the exact time that you left this place. Ex. 3:17 pm, 1417
(Please record the exact time.)

< Previous Place Next Place >

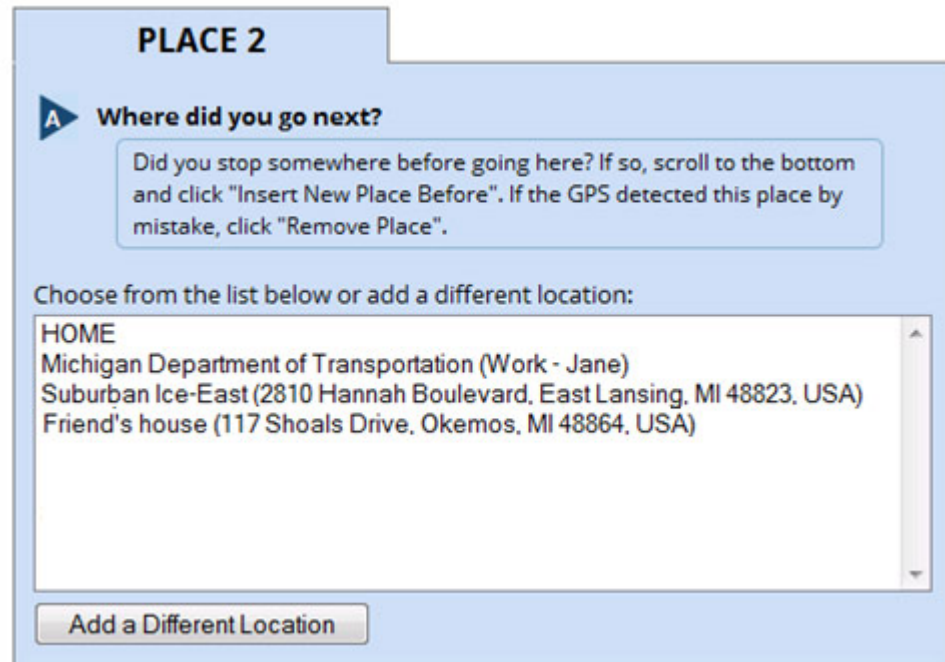
Adding additional places

- The GPS device may not have marked a place everywhere you stopped.
- If you know you stopped somewhere along the way to another place, look for a gray **Delay Marker**.

- Clicking on the Delay marker shows how long you stopped there (e.g., for 1 min 43 sec).
- Perhaps you made a quick stop to pick someone up or drop someone off.
- To add a new place, click the **Add a Place Here** button. It will insert a place in your online travel log at this point in time.
- Now you have to provide information about this place. (See next page.)



Setting the location

- After you add the new place, you have to report what this place is.
- If it's a location you're already visited or someone else in your family visited, choose it from the list.
- If this is a location you haven't told us about before, click the **Specify a Different Location** button to add a new location. *See the next page...*



PLACE 2

A Where did you go next?

Did you stop somewhere before going here? If so, scroll to the bottom and click "Insert New Place Before". If the GPS detected this place by mistake, click "Remove Place".

Choose from the list below or add a different location:

- HOME
- Michigan Department of Transportation (Work - Jane)
- Suburban Ice-East (2810 Hannah Boulevard, East Lansing, MI 48823, USA)
- Friend's house (117 Shoals Drive, Okemos, MI 48864, USA)

Add a Different Location

Adding new locations

- In box ①, specify the name of this location, such as Dunkin' Donuts, bus stop, Target, etc.
- In box ②, click the **Get Address from GPS** button, if present, to have the system calculate the likely address using the GPS data.
- The address the system returns may differ from your expectations. **This is OK.**
- If **Get Address from GPS** is disabled or not present, enter as much of the address as you know and click **Search**. *See the next page...*

PLACE 2

Add or correct this location Cancel

1 Name of place (required):
Ex. The Fisher Building, Meijer, Mackinac Island

Either search for it or set its location manually on the map.

2 Address or nearest cross-streets: (optional)
Get Address from GPS

For cross streets, use & or and. Ex.E Michigan Ave & N Pennsylvania Ave, Lansing, MI.

3 Search for it. Search

4 Select the best address above, and click Use this Address Use This Address

Show Search Tips ▼

Is the marker on the map in the wrong place?
Once you specify a name for the location, you can adjust the marker on the map. Click "Edit Location", and then drag the marker to where it should be. Moving the marker will automatically update the address.

Finding the new location on the map

- If you have to find address manually because the Get Address from GPS button is absent, enter as much of the address as you know and click **Search**.
- Suppose you went to a coffee shop called “**Biggby Coffee**”. Type that into the “Name of place” box. Add the street name if you know it, plus the city and state, and click Search.
- The search results will appear in the box below the search button and on the map.
- Once you find the right address, select it and click **Use This Address**. It’ll zoom to it on the map.
- Can’t find it? Click Show Search Tips.

Add or correct this location Cancel

1 Name of place (required): biggy coffee
Ex. The Fisher Building, Meijer, Mackinac Island

Either search for it or set its location manually on the map.

2 Address or nearest cross-streets: (optional) lansing, mi

For cross streets, use & or and. Ex. E Michigan Ave & N Pennsylvania Ave, Lansing, MI.

3 Search for it. Search

20 possible address(es) were found. Click an address to view it on the map.

- BIGGBY COFFEE, 120 West Ottawa Street, Lansing, MI 48933, United States
- BIGGBY COFFEE, 115 West Allegan Street, Lansing, MI 48933, United States
- BIGGBY COFFEE, 536 Elmwood Drive, Lansing, MI 48917, United States
- BIGGBY COFFEE, 750 N Cedar St, Suite 105, Lansing, MI 48906, United States
- BIGGBY COFFEE, 500 East Michigan Avenue, Lansing, MI 48912, United States
- BIGGBY COFFEE, 2002 W Saginaw St, Lansing, MI 48915, United States
- BIGGBY COFFEE, 6439 South Cedar Street, Lansing, MI 48911, United States
- BIGGBY COFFEE, 8741 West Saginaw Highway, Lansing, MI 48917, United States
- BIGGBY COFFEE, 2250 Lake Lansing Road, Lansing, MI 48912, United States

4 Select the best address above, and click Use this Address Use This Address

Show Search Tips

A few search tips

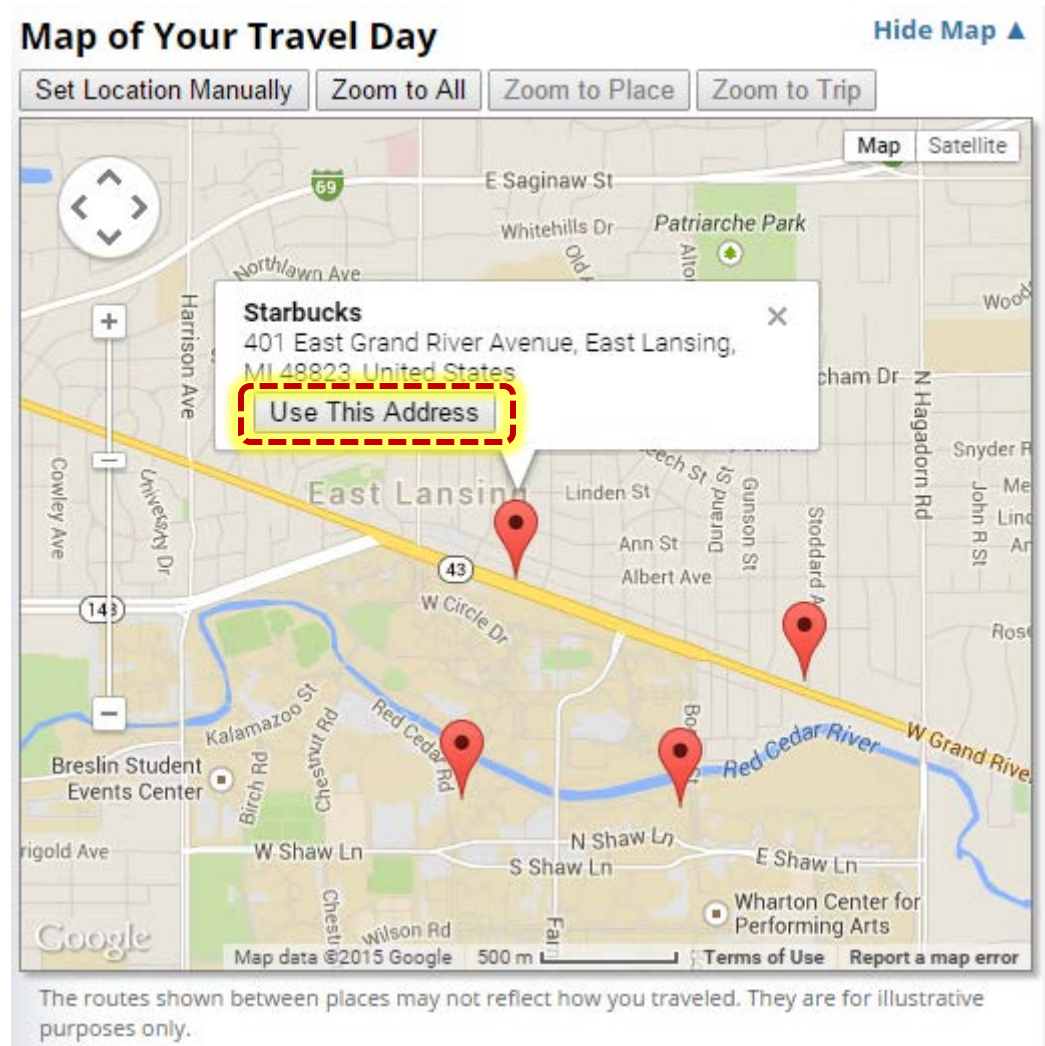
Search Tip #1 – Find the location by clicking the map marker

Not sure which address is the right one?

After you do a search, you'll see markers on the map with possible locations.

Click on a map marker to view the location's address.

When you find the location you're looking for, click the **Use This Address** button.





Search Tip #2 – Find the closest intersection (cross-streets)

Having trouble finding the location you're looking for?

Report the intersection closest to the place you went.

To enter the cross-streets, use “&” or “and”, such as **W Saginaw St & MLK Blvd.**

Search uses Google and returns locations even if you misspell or abbreviate words.

Add or correct this location Cancel

1 Name of place (required)
Ex. The Fisher Building, Meijer, Mackinac Island

Either search for it or set its location manually on the map.

2 Address or nearest cross-streets: (optional)
For cross streets, use "&" or "and". Ex. E Michigan Ave & N Pennsylvania Ave, Lansing, MI.

3 Search for it.

21 possible address(es) were found. Click an address to view it on the map.

- West Saginaw Street & North Martin Luther King Junior Boulevard, Lansing, MI**
- NBD MAC past Albert, United States
- EBD Albert past MAC, United States
- SBD MAC past Linden, United States
- Amtrak Station - LNL, 1240 South Harrison Road, East Lansing, MI 4882
- EBD Gr. River Ave past Division St, United States
- WBD Gr. River Ave before Division, United States
- WBD Albert past Grove, United States
- WBD Gr. River past MAC AVE, United States

4 Select the best address above, and click "Use this Address"

Search Use This Address

Set Location Manually | Zoom to All | Zoom to Place | Zoom to Trip

Map | Satellite

Map data ©2015 Google 100 m Terms of Use Report a map error

An Intersection

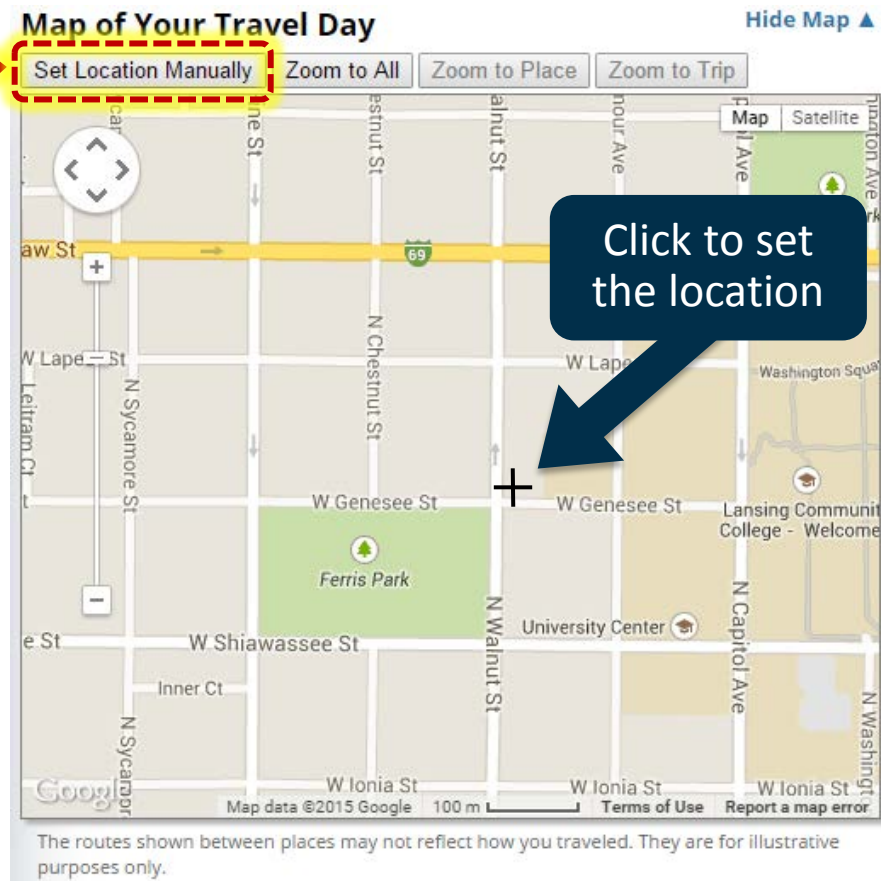
The routes shown between places may not reflect how you traveled. They are for illustrative purposes only.

Search Tip #3 – Set the location manually on the map

Rather use the map to find the place you went?

It's easy to set it directly on the map.

1. Type a name in the **Name of place** box (e.g., bus stop, Gregg's house, Park Road overlook, etc.) **A name is required.**
2. Zoom and pan around the map until you see the place you want to mark.
3. Click the **Set Location Manually** button above the map.
4. Then click on the map where the place is.
5. A marker will appear on the map and estimate an address for the location.
NOTE: The estimated address may be different from what you expect. This is OK.
6. You can drag the marker to adjust the location. The marker will move close to where you let go.
The marker doesn't have to be exact.



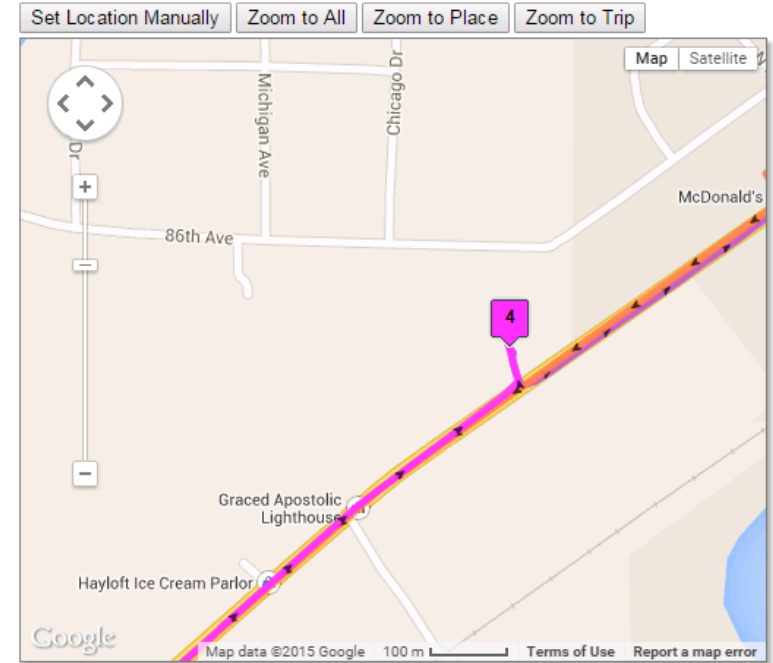
Removing invalid stops

- Sometimes the GPS data will identify places that were not actual stops you made, but just delays in your travel, such as a long stop light or construction delay.
- Click **Remove Place** if you didn't stop at a place listed in the online travel log. This will remove this place from your online travel log and delete the associated marker on the map.

TIP: If you make a mistake at any time, click "Undo" in the top right.

Map of Your Travel Day

Hide Map ▲




The routes shown between places may not reflect how you traveled. They are for illustrative purposes only.

Your Travel Day

View	Place	Mode	Arrival Time	Departure Time	Duration (hr:min)	
Place 1	HOME		3:00 AM	7:05 AM	4:05	✓
Place 2	lyons industries		7:25 AM	7:35 AM	0:10	⚠
Place 3	church	Auto/van/truck (as the passenger)	7:41 AM	7:50 AM	0:08	✓
Place 4		Auto/van/truck (as the passenger)	8:16 AM	8:19 AM	0:55	✓

Add New Place at End Remove Invalid GPS Insert New Place Before
Remove Current Place Insert New Place After





Did you take a bus or train? Here's how to report transit trips...

Report each place you got on and off public transportation as a separate place.

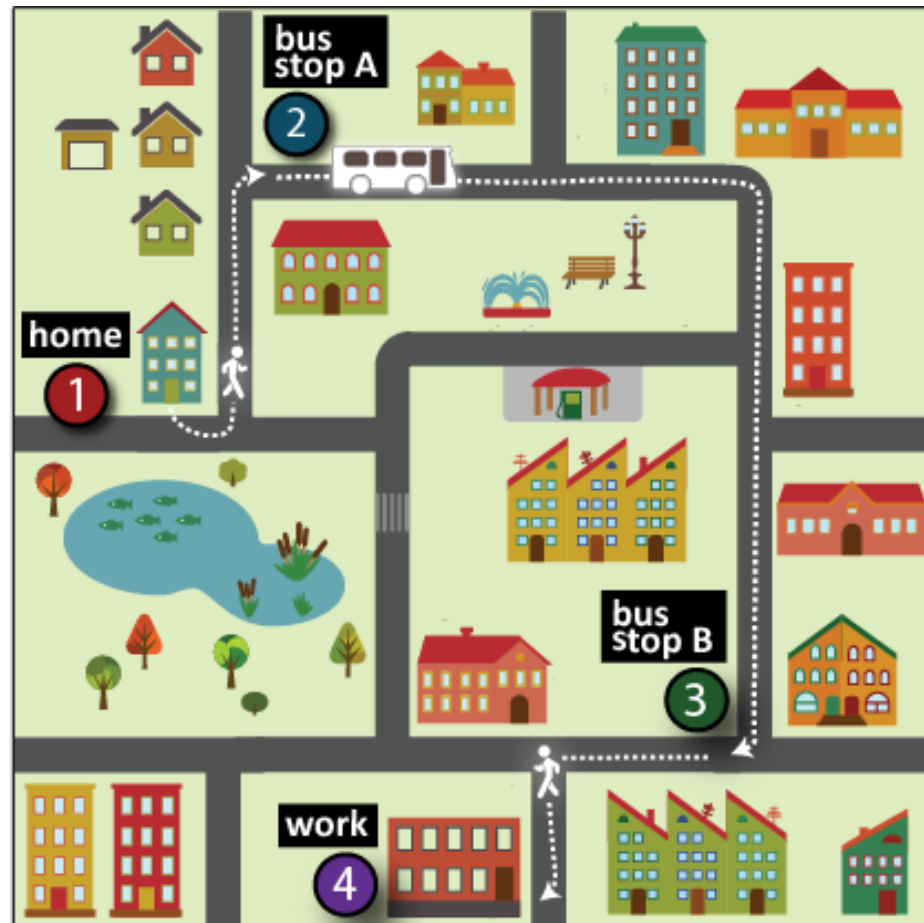
For example, Joe takes the bus to work.

He starts at Place ①, home.

Walks from home to Place ②, bus stop A.

Takes a bus from bus stop A to Place ③, bus stop B.

Walks from bus stop B to Place ④, work.





Did you go for a jog, walk the dog, or take a drive without making any stops along the way?

Be sure to report trips that start and end at the same place.

For example, Sue goes for a run after work.

...

She drives from work to Place 7, home.

Walks/jogs from home back to Place 8, home.



Repeat until done

- Repeat the above process for each place you visited on your travel day.
- The last place of the day is where you stayed for the evening, at least until 3 am the next day. For most people, this will be Home.
- Below the “What time did you leave this place?” question, click the box for “This is where you/they ended the travel day.” (The time you left box will be automatically filled with 2:59 AM.)

PLACE 8

A Where did you go next?

Did you stop somewhere before going here? If so, scroll to the bottom and click "Insert New Place Before". If the GPS detected this place by mistake, click "Remove Place".

HOME (4100 Shoals Dr, Meridian charter Township, MI, 48861, USA) Change

B Confirm the time that you arrived at this place: Ex. 2:17 pm, 1417
(Please record the exact time.)

C Confirm how you got to this place?

D How many people went to this place with you? # of people

F Confirm the exact time that you left this place. Ex. 3:17 pm, 1417
(Please record the exact time.)

This is where you / they ended the travel day.

< Previous Place Next Place >

Review your travel day

As you complete the survey, we've been building "Your Travel Day" list. Before leaving this page, take a minute to review it and make sure you have told us about all the places you went.

Anything missing?

- Green check means all information is entered for this place.
- Yellow yield sign means one or more pieces of information is missing for this place.

To correct a place or details about a place

Click on the **Place # buttons** to return you to that place so you can make updates.

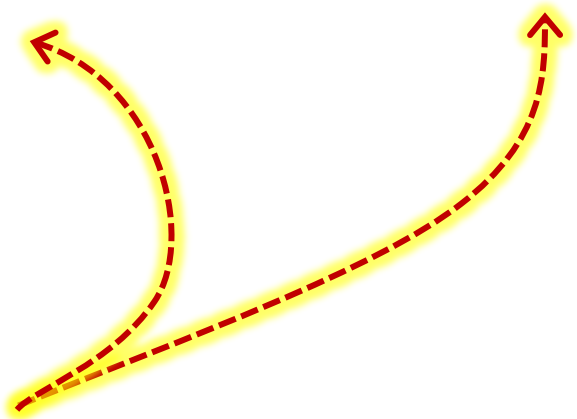
Need to add a place?

Use the buttons below Your Travel Day list to add new places to the list.

Your Travel Day

The list of places you visited on your travel day from morning until night:

View	Place	Mode	Arrival Time	Departure Time (hr:min)	Duration (hr:min)	
Place 1	HOME		3:00 AM	7:08 AM	4:08	
Place 2	Dunkin Donuts	Auto/van/truck (as the driver)	7:15 AM	7:16 AM	0:01	
Place 3	Michigan Department of Transportation	Auto/van/truck (as the driver)	7:27 AM	11:05 AM	3:38	
Place 4	Jimmy Jons	Walk	11:15 AM	12:00 PM	0:45	
Place 5	Michigan Department of Transportation	Walk	12:08 PM	4:01 PM	3:52	
Place 6	HOME	Auto/van/truck (as the driver)	4:20 PM	5:07 PM	0:47	
Place 7	Suburban Ice-East	Auto/van/truck (as the driver)	5:22 PM	7:43 PM	2:21	
Place 8	HOME	Auto/van/truck (as the driver)	7:55 PM	2:59 AM	7:04	





Make a mistake? No worries.

Click the **Undo** button in the top-right to undo changes you've made.

Report Your Travel
Travel day: Sunday, January 04, 2015

Household: 1000700
Person 2: Becca

MI Travel Counts
Sponsored by MDOT & SEMCOG

Total Places: 9 Places with missing information: 0 View the Tutorial What is a Place?



Done adding places?

Click the **Continue** button at the bottom of the page. If you left out any information, you will see a message like this:



Reported all of your travel for the day?
If so, click Continue to proceed to the final step of the survey for this person.

Please correct the following problem(s):

- 1 of your places require more information or may have errors. Please view the places with the yellow warning icons to correct the problems.

Look for the places marked with a yield sign in the "Your Travel Day" list to identify which places need to be fixed. Click the place # buttons (e.g., "Place 4") to view and correct the information about a place.

If all the information is provided, click Continue to proceed to the final part of the survey.



Example Online Travel Log

Here's an example of one person's travel day:

Your Travel Day

The list of places you visited on your travel day from morning until night:

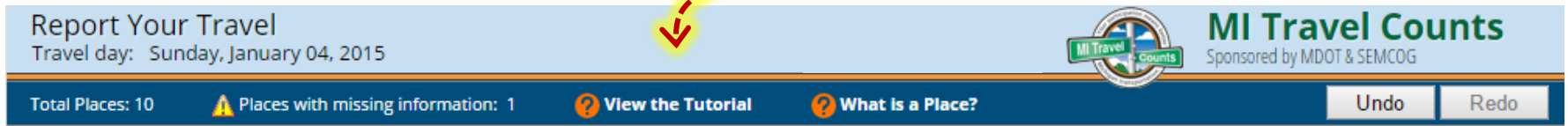
View	Place	Mode	Arrival Time	Departure Time	Duration (hr:min)	
Place 1	HOME		3:00 AM	7:08 AM	4:08	✓
Place 2	Dunkin' Donuts	Auto/van /truck (as the driver)	7:15 AM	7:16 AM	0:01	✓
Place 3	Michigan Department of Transportation	Auto/van /truck (as the driver)	7:27 AM	11:05 AM	3:38	✓
Place 4	Jimmy Jons	Walk	11:15 AM	12:00 PM	0:45	✓
Place 5	Michigan Department of Transportation	Walk	12:08 PM	4:01 PM	3:52	✓
Place 6	HOME	Auto/van /truck (as the driver)	4:20 PM	5:07 PM	0:47	✓
Place 7	Suburban Ice-East	Auto/van /truck (as the driver)	5:22 PM	7:43 PM	2:21	✓
Place 8	HOME	Auto/van /truck (as the driver)	7:55 PM	2:59 AM	7:04	✓

	Description
1	Dawn started her day at home. She left to go to work at 7:08 am.
2	On her way to work, she picked up a co-worker at Dunkin' Donuts at 7:15 am and left 1 minute later.
3	Dawn then drove to work (MDOT), arriving at 7:27 am. At 11:05 am she took a lunch break.
4	For lunch, she walked to Jimmy Jons and arrived at 11:15 am. She ate lunch and then left at 12:00 pm.
5	Dawn walked back to work, arriving at 12:08 pm and stayed until 4:01 pm.
6	She drove home, arriving at 4:20 pm and stayed there until 5:07 pm.
7	Then, Dawn drove to Suburban Ice-East, arriving at 5:22 pm. She left at 7:43 pm to go home.
8	She then returned home, arriving at 7:55 pm. She arrived home at 6:44 pm and left at 7:05 pm to take the dog for a walk.



✓ That's it!

To return to this tutorial at any time, click the **View the Tutorial** link at the top of the screen.



For a quick reminder about places and what to report, click “What is a Place?”

To begin reporting your travel, click the **Continue** button below.



MI Travel Counts

Sponsored by the Michigan Department of Transportation
& Southeast Michigan Council of Governments

Need more help? Click **Contact Us** or call us toll free at **1-855-774-1800**.

Monday - Friday	9:00 am – 9:00 pm ET
Saturday	10:00 am – 6:00 pm ET
Sunday	2:00 pm – 9:00 pm ET



SCRAP

Don't worry if the map makes it look like you took a road that you didn't. It always shows the most direct (shortest) route between two places.

Appendix FF
Retrieval Script (Web)

MTCIII / STC15 Household Travel Survey: WEB Retrieval Script FINAL August 2015

General Documentation Notes:

- Numbered orange heading lines indicate a new screen
- Blue heading lines indicate a new variable or skip logic
- “Type” indicates the type of variable that will be collected
 - SelectSingle – Select one option from list provided
 - SelectMultiple – Select multiple option from list provided
 - NumberEntry – Number field within the range provided
 - TextEntry – Open text field
 - CalendarDropDown – Select a date from a calendar provided
 - Computed- Calculate variable used in recalls
- ProgrammerNote provides the logic for when the question will be presented
- In CATI instruments, the text in ALL CAPS is for instruction to the CATI interviewer and is not to be read out loud
- RECALLS are used to display respondent dependent text (e.g., he/she or a name)
 - A list of all the recalls used are found at the end of the document
- Exit interview language (e.g. thank you screens) are found at the end of the document
- Travel day reminder and re-contact screens are found at the end of the document

RETRIEVAL

1. PILOTSAMP_RET

PILOTSAMP_RET

TYPE: computed

CASE WHEN R_GROUP=1001 THEN 1

ELSE 2 END

BRANCH	CODE
PHASE1RET_SET	1
INOUT	2

2. PHASE1RET_SET

INT_PHASE1RET_SET

TYPE: Calculated

ProgrammerNote: If the HH was sampled for the pilot (R_GROUP=1001) set disposition to "Invalid Release Group" (608). A response to INT_PHASE1RET will overwrite INT_PHASE1RET_SET.

QASKEDIF:

=608

3. PHASE1RET

INT_PHASE1RET

TYPE: SelectSingle

ProgrammerNote: Asked if HH was sampled for the pilot (R_GROUP=1001)

QASKEDIF:

Welcome back to the MI Travel Counts survey. The first phase of the survey is now closed.

If you have questions about the survey or would like more information, please click on the contact us tab to send us an email or call 1-855-774-1800

ATEXT	AVALUE
Exit the survey	608

1. INOUT

```
CASE WHEN initiationmode='CATI' AND in_out =1 AND FINALGFLAG<>1 THEN 1
WHEN initiationmode='CATI' AND in_out=2 AND FINALGFLAG<>1 THEN 2
WHEN initiationmode='WEB' AND FINALGFLAG<>1 THEN 3
WHEN GFLAG=1 THEN 4
ELSE 5
END
```

ATEXT	AVALUE
Okay, I now have the survey up... Next, I will	1
Hello, this is [INTERVIEWER NAME] calling on behalf of the MI Travel Counts Survey. Your household was asked to take part in our survey about daily travel. I'm calling to collect the details of your travel... Next, I will ask you to provide details about trips and activities recorded on your travel day ([[NTRIPDATE]]) for each person in your household.	2
Welcome back to the MI Travel Counts household travel survey. Next, we will ask you to provide details about trips and activities recorded on your travel day ([[NTRIPDATE]]) for each person in your household.	3
Welcome back to the MI Travel Counts household travel survey. Next, we will ask you to confirm the details about trips and activities recorded by your GPS devices on your travel day ([[NTRIPDATE]]) for each person in your household.	4

TBBUTVAR2

```
CASE
WHEN initiationmode='WEB' AND FINALGFLAG <> 1 THEN 1
WHEN initiationmode='WEB' AND FINALGFLAG = 1 THEN 2
ELSE 3
END
```

ATEXT	AVALUE
<p>Some tips for reporting your trips:</p> <p>If you took transit, be sure to record each stop as a distinct place. For example, record the stop where you caught the bus, each transfer point, and the stop where you got off the bus as distinct places.</p> <p>Walk or bike trips that start and end in the same place are trips too! For example, if you took the dog for a walk, went for a run, or went for a bike ride in the neighborhood without stopping anywhere else, you should record it as a trip from home to home and the activity as exercise or recreation.</p> <p>After reporting all the places you went on your travel day use the summary on the bottom right of the page to review all the information you just reported.</p>	1
<p>Some tips for reporting your trips:</p> <ul style="list-style-type: none">• If you took transit, be sure to record each part of your trip as a distinct place. For example, record the stop where you caught the bus as one place and the stop where you got off the bus as another place.• Walking trips that start and end in the same place are trips too! Whether you are taking the dog for a walk or jogging for exercise, you should record the trip. This may seem a little odd, but a “walking the dog” trip would be recorded as a LOOP TRIP and the activity would be recorded as Outdoor exercise or recreation. <p>In the next step, you’ll view each place you visited on a map. It is possible that the GPS did not capture all of the places you visited on your day. If a place is missing, you can add the place using the ‘INSERT PLACE’ buttons. The system uses Google Maps and you’ll search for each place by name or address. If you have trouble finding the exact address, click “Show Search Tips” for help.</p>	2
	3

2. TBBUT

TBBUT

TYPE: **SelectSingle**

ProgrammerNote: **Always Displayed**

QASKEDIF:

[\$TBBUTVAR] ask you to provide details about trips and activities recorded on your travel day ([\$NTRIPDATE]) for each person in your household. Be sure to refer to each person’s paper [Travel Log](#).

[\$TBBUTVAR2]

ATEXT	AVALUE
Click NEXT to Continue	100

3. ADDCHECK_RET

HGEOCODE2

TYPE: GeoCodeAddress

ProgrammerNote: Asked if web RET, not a GPS household and sampled address is not matched to a point or street address (INITIATIONMODE=WEB AND FINALGFLAG<>1 AND MATCHSTATUS NOT IN [MP,MA]). Write address to TBW.

QASKEDIF:

Because this is a survey about where and how people travel, we need to record the physical address of your home. Click search, select the best match from the list in Step 3 below and then confirm the location on the map.

If the locations that come up are not close to your home address you can use "Set Location Manually" to place the location on the map.

4. SelectPerson

SELECTPERSON1

TYPE: DropDown

ProgrammerNote: Always Asked

QASKEDIF:

We need to know if people are reporting their own travel or someone else's travel. Please select **your** name from the drop down list below:

ATEXT	AVALUE
LIST OF PEOPLE 16 OR OLDER	

SELECTPERSON2

TYPE: DropDown

ProgrammerNote: Always Asked

QASKEDIF:

Whose travel are you about to report?

CHOOSE THE PERSON BELOW FOR WHOM YOU WANT TO REPORT TRAVEL:

ATEXT	AVALUE
LIST OF ALL HH MEMBERS	

5. TBW

LOCNAME

TYPE: SelectSingle

ProgrammerNote: Always Asked

QASKEDIF:

FOR PLACE 1: At 3:00 AM [WERE_YOU] at home or someplace else?

FOR PLACE>1: Where did [\$YOU] go [FIRST_NEXT]?

CHOOSE FROM THE LIST BELOW OR ADD A DIFFERENT LOCATION:

LOCARRTIME**TYPE:** NumberEntry**FORMAT:** H:MM AMPM**ProgrammerNote:** Asked if respondent reports going to at least 1 place (PLACENO>1)**QASKEDIF:**

What time did [YOU] arrive at this place?

(Please record the exact time.)

ATEXT	AVALUE
ENTER TIME	HH:MM

MODE**TYPE:** SelectSingle**ProgrammerNote:** Asked if respondent reports going to at least 1 place (PLACENO>1)**QASKEDIF:**

How did [YOU] get to this place?

ATEXT	AVALUE
Walk	1
Bicycle	2
Motorcycle/moped	3
Auto / van / truck (as the driver)	4
Auto / van / truck (as the passenger)	5
Carpool/vanpool	6
School bus	7
Public transit – local bus	8
Dial-a-ride/paratransit	9
Private bus or shuttle	10
Taxi/limo	11
Train/Amtrak	12
Detroit People Mover	13
Airplane	14
Boat/ferry	15
Something Else	97
I prefer not to answer	-7
I don't know	-8

MODE_0**TYPE:** TextEntry**ProgrammerNote:** Asked if respondent responds Other, Specify to MODE (MODE=97)**QASKEDIF:**

If you said something else, please provide details.

TOTTR**TYPE: TextEntry****RANGE: 0-12****ProgrammerNote: Asked if respondent reports going to at least 1 place (PLACENO>1). No default value.****QASKEDIF:**

How many people went to this place with [YOU]?

HMEM**TYPE: SelectMultiple****ProgrammerNote: Asked if household size is greater than one and respondent reports traveling with at least one person (HHSIZ>1 and TOTTR>=1). If HHSIZ=1 code HMEM=0****QASKEDIF:**

If any of those people were members of your household please select them from the list.

LOCDEPTIME**TYPE: NumberEntry****FORMAT: H:MM AMPM****ProgrammerNote: Always asked****QASKEDIF:**

What time did [YOU] leave this place?

(Please record the exact time.)

ATEXT	AVALUE
ENTER TIME	HH:MM

Didn't leave this place. This is where [YOU] ended the travel day.

6. TPURP

TPURP

TYPE: SelectSingle

ProgrammerNote: Always asked. AVALUES should be displayed in both CATI and WEB versions. Place choices in two columns with the second column starting with SOCIAL ACTIVITIES.

QASKEDIF:

What was [\$YOUR] main activity at this place?

ATEXT	AVALUE
Home activities	\$\$
Typical home activities	1
Working at home (paid)	2
Work, school & volunteer	\$\$
Work at fixed work location	3
Work at non-fixed work location	4
Work related (off-site meeting)	5
School/studying	6
Volunteering	7
Shopping & errands	\$\$
Major purchase shopping (appliances, cars, home furnishings)	8
Other routine shopping (grocery, clothing)	9
Drive-thru food or errands	10
Vehicle service (gas, maintenance)	11
Health care visit	12
Other non-shopping errands	13
Social activities	\$\$
Eat out	14
Socialize with friends/relatives	15
Religious or community event	16
Exercise or recreation	17
Attend major special event	18
Travel-related activities	\$\$
Drop off/pick up passenger	19
Change travel mode/transfer	20
Other activities	\$\$
Something else	97
I prefer not to answer	-7
I don't know	-8

TPURP_0

TYPE: TextEntry

ProgrammerNote: Asked if respondent responds Other, Specify to TPURP (TPURP=97)

QASKEDIF:

If you said something else, please provide details.

7. TPURP2**TPURP2**

TYPE: SelectSingle

ProgrammerNote: Asked if respondent supplies an actual trip purpose (TPURP>0). AVALUES should be displayed in both CATI and WEB versions. Place choices in two columns with the second column starting with SOCIAL ACTIVITIES.

QASKEDIF:

And what else did [YOU] do at this place?

ATEXT	AVALUE
Nothing else	0
Home activities	\$\$
Typical home activities	1
Working at home (paid)	2
Work, school & volunteer	\$\$
Work at fixed work location	3
Work at non-fixed work location	4
Work related (off-site meeting)	5
School/studying	6
Volunteering	7
Shopping & errands	\$\$
Major purchase shopping (appliances, cars, home furnishings)	8
Other routine shopping (grocery, clothing)	9
Drive-thru food or errands	10
Vehicle service (gas, maintenance)	11
Health care visit	12
Other non-shopping errands	13
Social activities	\$\$
Eat out	14
Socialize with friends/relatives	15
Religious or community event	16
Exercise or recreation	17
Attend major special event	18
Travel-related activities	\$\$
Drop off/pick up passenger	19

ATEXT	AVALUE
Change travel mode/transfer	20
Other activities	\$\$
Something else	97
I prefer not to answer	-7
I don't know	-8

TPURP2_0

TYPE: TextEntry

ProgrammerNote: Asked if respondent responds Other, Specify to TPURP2 (TPURP2=97)

QASKEDIF:

If you said something else, please provide details.

8. HHVEH_USED

HHVEH_USED

TYPE: SelectSingle

ProgrammerNote: Asked if household reports owning a vehicle and MODE was car, motorcycle or carpool (HHVEH>=1 AND MODE IN (3,4,5,6,97))

QASKEDIF

Was a vehicle from your household used for this trip?

ATEXT	AVALUE
Yes	1
No	2
I prefer not to answer	-7
I don't know	-8

9. TRIP_LENGTH

TRIP_LENGTH

TYPE: SelectSingle

ProgrammerNote: Asked if a trip took an unreasonable amount time for the distance and mode, not asked of 1st place OR walk/bike trips for recreation/exercise (PLACENO>1 AND NOT (MODE IN [1,2] AND (TPURP IN [17] OR TPURP2 IN [17])))

QASKEDIF:

Did it take longer than usual to get to this place?

ATEXT	AVALUE
Yes	1
No	2
I prefer not to answer	-7
I don't know	-8

10. TRIP_LENGTH2

LONG_TRIP_REASON

TYPE: SelectSingle

ProgrammerNote: Asked if a trip took an unreasonable amount time for the distance and mode, not asked of 1st place OR walk/bike trips for recreation/exercise (PLACENO>1 AND NOT (MODE IN [1,2] AND (TPURP IN [17] OR TPURP2 IN [17])))

QASKEDIF:

[\$LONG_TIME]

Which of the following best describes why the trip took as long as it did?

ATEXT	AVALUE
Weather (e.g., rain or snow)	1
Construction	2
An accident	3
Traffic congestion	4
Something else	97
I prefer not to answer	-7
I don't know	-8

LONG_TRIP_REASON_0

TYPE: TextEntry

ProgrammerNote: Asked respondents responds Other, Specify to LONG_TRIP_REASON (LONG_TRIP_REASON=97)

QASKEDIF:

If you said something else, please provide details.

11. NOGO

NOGOWHY

TYPE: SelectSingle

ProgrammerNote: Respondent reported 0 trips (MAX PLACENO=1)

QASKEDIF:

What was the main reason that [YOU2] did not go anywhere on [YOUR] travel day?

ATEXT	AVALUE
Personally sick	1
Vacation or personal day	2
Caretaking	3
Home-bound elderly or disabled	4
Worked at home (for pay)	5
Not scheduled to work	6
Worked around home (not for pay)	7
Out of area	8
No transportation available	9
No longer a household resident	10
Something else	97
I prefer not to answer	-7
I don't know	-8

NOGOWHY_0

TYPE: TextEntry

ProgrammerNote: Respondent responds Other, Specify to NOGOWHY (NOGOWHY=97)

QASKEDIF:

If you said something else, please provide details.

12. LOGCOMPLETE

CPLOG

TYPE: SelectSingle

ProgrammerNote: Always asked

QASKEDIF:

[CPLOG_RECALL]

ATEXT	AVALUE
Yes	1
No	2
I prefer not to answer	-7
I don't know	-8

13. HAVELOG

HVLOG

TYPE: **SelectSingle**

ProgrammerNote: Asked if respondent completed their travel log (CPLOG=1)

QASKEDIF:

Did you have the completed travel log to refer to while reporting [\$YOUR] travel?

ATEXT	AVALUE
YES	1
NO	2
REFUSED	-7
DON'T KNOW	-8

End Person Trips

The PersonTrips roster will return to SelectPersonuntil all persons are complete and then continue to Long Distance Travel.

Long Distance Travel

14. LDINTRO

LDINTRO

TYPE: **SelectSingle**

ProgrammerNote: Always asked

QASKEDIF:

The following questions are about long distance travel. Michigan's transportation planning community is interested in the way people choose to travel whenever they leave their home region. For these questions, please refer to the long distance travel log provided to your household.

Thinking about the past 3 months, [HAVEU_HASANY1] traveled farther than 100 miles from your home at least once?

ATEXT	AVALUE	BRANCH
Yes	1	LDSELECTPERSON
No	2	INCOME2
I prefer not to answer	-7	INCOME2
I don't know	-8	INCOME2

Begin Long Distance Trip Roster

15. LDSELECTPERSON

LDSELECTPERSON

TYPE: DropDown

ProgrammerNote: Asked if a household is larger than 1 and reported going on at least one long distance trip (HHSIZ>1 and LDINTRO=1). If HHSIZ=1 then code LDSELECTPERSON=R1

QASKEDIF:

Before we begin the long distance portion, we need to know which person is reporting the long distance travel for each household. Please select **your** name from the drop down list below:

ATEXT	AVALUE
LIST OF PEOPLE 16 OR OLDER	

16. LDROSTER

LDTRIPNO

TYPE: Computed

\$R

17. LDCONFIRMATION

LDCONFIRMATION

TYPE: Display

ProgrammerNote: Displayed for every HH member greater than person 1 if person 1 reported a trip (\$R>1 and LDTRIPNO>1)

QASKEDIF:

NOTE: We want to list all places reported in the roster as it grows.

The following trips have already been reported:

ATEXT	AVALUE	ASHOWNIF
No trips reported yet.	0	\$R=1
[\$LDCITY:1], [\$LDSTATE:1], [\$LDCNTRY:1] on [\$LD_DEP_DATE:1]	1	\$R>=2
[\$LDCITY:2], [\$LDSTATE:2], [\$LDCNTRY:2] on [\$LD_DEP_DATE:2]	2	\$R>=3
[\$LDCITY:3], [\$LDSTATE:3], [\$LDCNTRY:3] on [\$LD_DEP_DATE:3]	3	\$R>=4
[\$LDCITY:4], [\$LDSTATE:4], [\$LDCNTRY:4] on [\$LD_DEP_DATE:4]	4	\$R>=5
[\$LDCITY:5], [\$LDSTATE:5], [\$LDCNTRY:5] on [\$LD_DEP_DATE:5]	5	\$R>=6
[\$LDCITY:6], [\$LDSTATE:6], [\$LDCNTRY:6] on [\$LD_DEP_DATE:6]	6	\$R>=7
[\$LDCITY:7], [\$LDSTATE:7], [\$LDCNTRY:7] on [\$LD_DEP_DATE:7]	7	\$R>=8
[\$LDCITY:8], [\$LDSTATE:8], [\$LDCNTRY:8] on [\$LD_DEP_DATE:8]	8	\$R>=9
[\$LDCITY:9], [\$LDSTATE:9], [\$LDCNTRY:9] on [\$LD_DEP_DATE:9]	9	\$R>=10
[\$LDCITY:10], [\$LDSTATE:10], [\$LDCNTRY:10] on [\$LD_DEP_DATE:10]	10	\$R>=11

18. LDCITY

LDNAME

TYPE: Geocode

ProgrammerNote: Asked if respondent reports going on at least one long distance trip (LDINTRO=1 or LTRIPNO>1)

QASKEDIF

[\$RECENT_NEXT] trip of at least 100 miles; tell us the city and state of the place visited. If there were multiple cities or stops, report the place that was the furthest from your home.

NOTE: We ask for place names only so we can keep track of each location that your household visited. You can use initials, abbreviations, or generic names if you want. We just ask that no two are the same and that what you use is meaningful to each of you.

LDCITY

TYPE: Geocode

ProgrammerNote: Asked if respondent reports going on at least one long distance trip (LDINTRO=1 or LTRIPNO>1)

QASKEDIF

City:

LDSTATE

TYPE: Geocode

ProgrammerNote: Asked if respondent reports going on at least one long distance trip (LDINTRO=1 or LTRIPNO>1)

QASKEDIF

State [If Applicable]:

LDCNTRY

TYPE: Geocode

ProgrammerNote: Asked if respondent reports going on at least one long distance trip (LDINTRO=1 or LTRIPNO>1)

QASKEDIF

Country [If Applicable]:

19. LD_HHMEMBERS

LD_HHMEMBERS

TYPE: SelectMultiple

Programmer Note: Asked if household size is greater than one and respondent reports going a long distance trip (HHSIZ>1 and (LDINTRO=1 or LDTRIPNO>1)). If HHSIZ=1 code LD_HHMEMBERS=0. Provide a list of all household members along with choices for 'none', RF/DK

QASKEDIF:

Which household members went to [\$LDPLACE]?

Please select each of the household members who went from the list below.

ATEXT	AVALUE
List of HH Members	1-N
I prefer not to answer	-7
I don't know	-8

20. LDDATES

LD_DEP_DATE

TYPE: CalendarDropdown

ProgrammerNote: Asked if respondent reports going on at least one long distance trip (LDINTRO=1 or LTRIPNO>1)

QASKEDIF:

What date did [YOU3_RET] leave home to travel to [LDPLACE]?

Click in the box below to pick a date from the calendar.

LD_RET_DATE

TYPE: CalendarDropdown

ProgrammerNote: Asked if respondent reports going on at least one long distance trip (LDINTRO=1 or LTRIPNO>1)

QASKEDIF:

What date did [YOU3] arrive home from [LDPLACE]?

21. LD_REASON

LD_REASON

TYPE: SelectSingle

ProgrammerNote: Asked if respondent reports going on at least one long distance trip (LDINTRO=1 or LTRIPNO>1)

QASKEDIF:

What was [YOUR3_RET] primary reason for traveling to [LDPLACE]?

ATEXT	AVALUE
Work/business	1
School-related	2
Vacation	3
Social	4
Sightseeing	5
Recreation	6
Entertainment	7
Shopping	8
Family/personal reasons	9
Religious	10
Medical	11
Something else	97
I prefer not to answer	-7
I don't know	-8

LD_REASON_0

TYPE: TextEntry

ProgrammerNote: Asked if respondent responds Other, Specify to LD_REASON (LD_REASON=97)

QASKEDIF:

Please describe [\$YOUR3_RET] main reason for the trip.

22. LD_MODE**LDT_MODE**

TYPE: SelectSingle

ProgrammerNote: Asked if respondent reports going on at least one long distance trip (LDINTRO=1 or LTRIPNO>1)

QASKEDIF:

What type of transportation did [\$YOU3_RET] use for most of the distance traveled to [\$LDPLACE]?

ATEXT	AVALUE	ASHOWNIF
Walk	1	NEVER
Bicycle	2	NEVER
Motorcycle/moped	3	
Auto/ van/truck	4	
Auto/van/truck (as the passenger)	5	NEVER
Carpool/vanpool	6	
School bus	7	
Public transit – local bus, subway, elevated train, light rail	8	
Dial-a-ride/paratransit	9	
Private bus or shuttle	10	
Taxi/limo	11	
Train/Amtrak	12	
Detroit People Mover	13	NEVER
Airplane	14	
Boat/ferry	15	
Something Else	97	
I prefer not to answer	-7	
I don't know	-8	

LDT_MODE_0

TYPE: TextEntry

ProgrammerNote: Asked if respondent responds Other, Specify to LDT_MODE (LDT_MODE=97)

QASKEDIF:

Please describe the type of transportation used.

23. LDT_MODE2

LDT_MODE2

TYPE: SelectMultiple

ProgrammerNote: Asked if respondent supplies an actual LDT_MODE (LDT_MODE>0)

QASKEDIF:

Did [YOU3] use any other type of transportation to get to [LDPLACE]?

Please select all that apply.

ATEXT	AVALUE	ASHOWNIF
No other types of transportation	0	
Walk	1	LDT_MODE<>1
Bicycle	2	LDT_MODE<>2
Motorcycle/moped	3	LDT_MODE<>3
Auto/van/truck	4	LDT_MODE<>4
Auto/van/truck (as the passenger)	5	NEVER
Carpool/vanpool	6	LDT_MODE<>6
School bus	7	LDT_MODE<>7
Public transit – local bus, subway, elevated train, light rail	8	LDT_MODE<>8
Dial-a-ride/paratransit	9	LDT_MODE<>9
Private bus or shuttle	10	LDT_MODE<>10
Taxi/limo	11	LDT_MODE<>11
Train/Amtrak	12	LDT_MODE<>12
Detroit People Mover	13	NEVER
Airplane	14	LDT_MODE<>14
Boat/ferry	15	LDT_MODE<>15
Something Else	97	
I prefer not to answer	-7	
I don't know	-8	

LDT_MODE2_0

TYPE: TextEntry

ProgrammerNote: Asked if respondent responds Other, Specify to LDT_MODE2 (LDT_MODE2=97)

QASKEDIF:

Please describe the type of transportation used.

24. LDD_DMODE1

DMODE

TYPE: SelectMultiple

ProgrammerNote: Asked if respondent reports going on at least one long distance trip (LDINTR0=1 or LTRIPNO>1)

QASKEDIF:

What type of transportation did [\$YOU3_RET] use to get around while visiting [\$LDPLACE]?

Please select all that apply.

ATEXT	AVALUE	ASHOWNIF
None	0	
Walk	1	
Bicycle	2	
Motorcycle/moped	3	
Auto/van/truck	4	
Auto/van/truck (as the passenger)	5	NEVER
Carpool/vanpool	6	
School bus	7	
Public transit – local bus, subway, elevated train, light rail	8	
Dial-a-ride/paratransit	9	
Private bus or shuttle	10	
Taxi/limo	11	
Train/Amtrak	12	
Detroit People Mover	13	
Airplane	14	
Boat/ferry	15	
Something Else	97	
I prefer not to answer	-7	
I don't know	-8	

DMODE_0

TYPE: TextEntry

ProgrammerNote: Asked if respondent responds Other, Specify to DMODE (DMODE=97)

QASKEDIF:

Please describe the type of transportation used.

25. LD_FREQ1

LDQ3MTH

TYPE: NumberEntry (1-99)

ProgrammerNote: Asked if respondent reports going on at least one long distance trip (LDINTRO=1 or LTRIPNO>1).

QASKEDIF:

Including this trip, how many times have [YOU3] visited [LDPLACE] in the past 3 months?

ATEXT	AVALUE
I prefer not to answer	-7
I don't know	-8

26. LD_FREQ2

LDQ12MTH

TYPE: NumberEntry (1-365)

ProgrammerNote: Asked if respondent reports going on at least one long distance trip (LDINTRO=1 or LTRIPNO>1).

QASKEDIF:

Including this trip, how many times have [YOU3] visited [LDPLACE] in the past 12 months?

ATEXT	AVALUE
I prefer not to answer	-7
I don't know	-8

27. LD_FREQ3

LDQ3MTH2

TYPE: NumberEntry (1-99)

ProgrammerNote: Asked if respondent reports making long distance trip more than 30 times in the past 3 months (LDQ3MTH>30)

QASKEDIF:

You just reported going to [LDPLACE] more than 30 times in the past 3 months. Please confirm, is this is accurate?

ATEXT	AVALUE	BRANCH
Yes	1	LDMORE2
No	2	LD_FREQ1
I prefer not to answer	-7	LDMORE2
I don't know	-8	LDMORE2

28. LD_FREQ4

LDQ12MTH2

TYPE: NumberEntry (1-365)

ProgrammerNote: Asked if respondent reports making long distance trip more than 100 times in the past year (LDQ12MTH>100)

QASKEDIF:

You just reported going to [\$LDPLACE] more than 100 times in the past 12 months. Please confirm, is this accurate?

ATEXT	AVALUE	BRANCH
Yes	1	LDMORE2
No	2	LD_FREQ2
I prefer not to answer	-7	LDMORE2
I don't know	-8	LDMORE2

29. LDMORE2

LDMORE2

TYPE: SelectSingle

ProgrammerNote: Asked if respondent reports going on at least one long distance trip (LDINTRO=1 or LTRIPNO>1)

QASKEDIF:

You have reported [\$R] long distance [\$TRIPS] for the last 3 months. Are there any more long distance trips to report?

ATEXT	AVALUE	BRANCH
More to report	1	LDROSTER+
Done reporting trips	2	INCOME2

End Long Distance Roster

30. INCOME2

HHINC2

TYPE: SelectSingle

ProgrammerNote: Asked if respondent didn't report an actual income (HHINC IN (-7,-8))

QASKEDIF:

There is just one more question before we collect information about where to send your participation check.

Because income is related to how, when, and why people go from place to place, and because we want to be sure to include all types of households in our survey, please select which of the four categories best represents your total household income for last year.

ATEXT	AVALUE
Less than \$25,000	1
\$25,000 to \$49,999	2
\$50,000 to \$74,999	3
\$75,000 or more	4
I prefer not to answer	-7
I don't know	-8

31. INCENMAILING

INCENMAILFNAM

TYPE: TextEntry

ProgrammerNote: Always asked. Populate with MAILFNAM or MAILFNAMGPS if possible

QASKEDIF:

We will be sending you a check to thank you for your participation in the survey. Please confirm or provide a name for us to use on the check.

First Name:

INCENMAILLNAM

TYPE: TextEntry

ProgrammerNote: Always asked. Populate with MAILFNAM or MAILFNAMGPS if possible

QASKEDIF:

Last Name:

32. FUTURESURVEY

FUTURESURVEY

TYPE: SelectSingle

ProgrammerNote: Always asked

QASKEDIF:

Would you be willing to take part in another survey from the [\$\$SAMPLE_SPONSOR] in the future?

ATEXT	AVALUE
Yes	1
No	2
I prefer not to answer	-7
I don't know	-8

33. END

THANK

TYPE: Display

ProgrammerNote: Always asked

QASKEDIF:

Thank you for taking time to help the [\$\$SAMPLE_SPONSOR] better understand the transportation needs of Michigan.

If you have any questions about the survey or your participation, please call 1-855-774-1800.

[END]

TYPE: LabelOnly

QASKEDIF:0

NOTE: Branch to SMS if CATI, Public Site if WEB

RECALLS / QUESTION DISPLAYS

YOUR

TYPE: Computed

Note: The goal here is to use option 2 whenever it is a proxy reporting situation. The case statement below may not be using the best way to determine this so please use your judgment to achieve that goal.

CASE WHEN SELECTPERSON1=SELECTPERSON2 THEN 1 ELSE 2 END

ATEXT	AVALUE
your	1
[\$FNAME]'s	2

YOU

TYPE: Computed

CASE WHEN SELECTPERSON1=SELECTPERSON2 THEN 1 ELSE 2 END

ATEXT	AVALUE
you	1
[\$FNAME]	2

WERE_YOU

TYPE: Computed

CASE WHEN SELECTPERSON1=SELECTPERSON2 THEN 1 ELSE 2 END

ATEXT	AVALUE
were you	1
was [\$FNAME]	2

YOU_WERE

TYPE: Computed

CASE WHEN SELECTPERSON1=SELECTPERSON2 THEN 1 ELSE 2 END

ATEXT	AVALUE
you were	1
[\$FNAME] was	2

CPLOG_RECALL

Computed

CASE WHEN SELECTPERSON1=SELECTPERSON2 THEN 1 ELSE 2 END

ATEXT	AVALUE
Did you complete your travel log?	1
Was [\$FNAME]'s travel log completed?	2

LAST_TRIP**Computed**

CASE WHEN \$R=1 THEN 1 ELSE 2 END

ATEXT	AVALUE
"most recent trip"	1
"next most recent trip"	2

YOU3**TYPE: Computed**

CASE WHEN LDSELECTPERSON=1 AND LD_HHMEMBERS=1 THEN 1 ELSE 2 END

ATEXT	AVALUE
you	1
they	2

YOUR3_RET**TYPE: Computed**

CASE WHEN LDSELECTPERSON=1 AND LD_HHMEMBERS=1 THEN 1 ELSE 2 END

ATEXT	AVALUE
your	1
their	2

TRAVEL**TYPE: Computed**

CASE WHEN LDT_MODE=13 THEN 1 WHEN LDT_MODE=8 THEN 2 WHEN LDT_MODE=11 THEN 3 LDT_MODE=14 THEN 4 ELSE 4 END

ATEXT	AVALUE
fly	1
ride	2
ride	3
travel	4

TRAVELED**TYPE: Computed**

CASE WHEN LDT_MODE=13 THEN 1 WHEN LDT_MODE=8 THEN 2 WHEN LDT_MODE=11 THEN 3 LDT_MODE=14 THEN 4 ELSE 4 END

ATEXT	AVALUE
flew	1
rode	2
rode	3
traveled	4

LDPLACE**TYPE: Computed**

```

CASE
WHEN LDCITY IS NOT NULL THEN 1
WHEN LDCITY IS NULL AND LDSTATE IS NOT NULL AND LDCNTRY IS NOT NULL THEN 2
WHEN LDCITY IS NULL AND LDSTATE IS NULL AND LDCNTRY IS NOT NULL THEN 3
WHEN LDCITY IS NULL AND LDSTATE IS NOT NULL AND LDCNTRY IS NULL THEN 4
ELSE 5
END

```

ATEXT	AVALUE
[\$LDCITY]	1
[\$LDSTATE], [\$LDCNTRY]	2
[\$LDCNTRY]	3
[\$LDSTATE]	4
this place	5

RECENT_NEXT**TYPE: Computed**

```

CASE WHEN LDTRIPNO=1 THEN 1 ELSE 2 END

```

ATEXT	AVALUE
Thinking about your most recent	1
Now tell us about your next most recent	2

FIRST_NEXT**TYPE: Computed**

```

CASE WHEN PLACENO=2 THEN 1 WHEN PLACENO> 2 THEN 2 END

```

ATEXT	AVALUE
first	1
next	2

HAVEU_HASANY1**TYPE: Computed**

```

CASE WHEN HHSIZ=1 THEN 1 ELSE 2 END

```

ATEXT	AVALUE
have you	1
has anyone in your household	2

TRIPS_HAVE

TYPE: Computed

CASE WHEN LDTRIPNO=1 THEN 1 ELSE 2 END

ATEXT	AVALUE
trip has	1
trips have	2

TRIPS

TYPE: Computed

CASE WHEN LDTRIPNO=1 THEN 1 ELSE 2 END

ATEXT	AVALUE
trip	1
trips	2

YOUR4

TYPE: computed

CASE WHEN [\$YOU:Q] = 'you' THEN 1 ELSE 2 END

TEXT	CODE
your	1
their	2

LONG_TIME

TYPE: computed

CASE WHEN LONG_TRIP=1 THEN 1 ELSE 2

TEXT	CODE
	1
It looks like this trip took a long time compared to the distance traveled.	2

Appendix GG
Retrieval Script (CATI)

MTCIII / STC15 Household Travel Survey: CATI Retrieval Script FINAL August 2015

General Documentation Notes:

- Numbered orange heading lines indicate a new screen
- Blue heading lines indicate a new variable or skip logic
- “Type” indicates the type of variable that will be collected
 - SelectSingle – Select one option from list provided
 - SelectMultiple – Select multiple option from list provided
 - NumberEntry – Number field within the range provided
 - TextEntry – Open text field
 - CalendarDropDown – Select a date from a calendar provided
 - Computed- Calculate variable used in recalls
- ProgrammerNote provides the logic for when the question will be presented
- In CATI instruments, the text in ALL CAPS is for instruction to the CATI interviewer and is not to be read out loud
- RECALLS are used to display respondent dependent text (e.g., he/she or a name)
 - A list of all the recalls used are found at the end of the document
- Exit interview language (e.g. thank you screens) are found at the end of the document
- Travel day reminder and re-contact screens are found at the end of the document

RETRIEVAL

1. PILOTSAMP_RET

PILOTSAMP_RET

TYPE: **computed**

CASE WHEN R_GROUP=1001 THEN 1

ELSE 2 END

BRANCH	CODE
PHASE1RET_SET	1
INOUT	2

2. PHASE1RET_SET

INT_PHASE1RET_SET

TYPE: **Calculated**

ProgrammerNote: If the HH was sampled for the pilot (R_GROUP=1001) set disposition to "Invalid Release Group" (608). A response to INT_PHASE1RET will overwrite INT_PHASE1RET_SET.

QASKEDIF:

=608

3. PHASE1RET

INT_PHASE1RET

TYPE: **SelectSingle**

ProgrammerNote: Asked if HH was sampled for the pilot (R_GROUP=1001)

QASKEDIF:

I see that your household was selected for the first phase of the study and started the survey several weeks ago; however, the first phase of the survey is now closed.

Thank you for your interest in the MI Travel Counts survey!

ATEXT	AVALUE
EXIT THE SURVEY	608

4. INOUT

INOUT

Type: SelectSingle

ProgrammerNote: Asked if CATI (INITIATIONMODE = CATI)

QASKEDIF:

ATEXT	AVALUE
INBOUND CALL	1
OUTBOUND CALL	2

Programmer Note: If FINALGFLAG=1 AND COALESCE(PR_RELEASED, 0)<>1, go to PR_Reminder questions;
else go to TBBUT questions

5. PR_VAR -

Programmer Note: Hide END CALL for all EQ Reminder pages

PR_NO_EQ_VAR

```
CASE WHEN initiationmode='CATI' AND in_out =1 THEN 1  
WHEN initiationmode='CATI' AND in_out=2 THEN 2  
WHEN initiationmode='WEB' THEN 3  
ELSE 4  
END
```

ATEXT	AVALUE
Okay, I now have the survey up... however, my records are showing that your GPS device(s) have not arrived to our office. After they arrive, we will process the data and contact you as soon as the data is ready for your confirmation. Are there any questions you have at this time?	1
Hello, this is [INTERVIEWER NAME] calling on behalf of the MI Travel Counts survey. Your household was asked to take part in our survey about daily travel using GPS devices to record when and where you went on your assigned travel day. Our records show that your devices have not arrived to our offices so I am calling to remind you to return them.	2
Thank you for logging in to complete your survey. Your GPS data will be available to review and confirm after you return your devices and the data has been processed. We will contact you as soon as your data is available.	3
	4

PR_EQ_VAR

```
CASE WHEN initiationmode='CATI' AND in_out =1 THEN 1
WHEN initiationmode='CATI' AND in_out=2 THEN 2
WHEN initiationmode='WEB' THEN 3
ELSE 4
END
```

ATEXT	AVALUE
Okay, I now have the survey up... my records are showing that your GPS devices have arrived to our office. We will process the data and contact you as soon as it is ready for your confirmation. Are there any questions you have at this time?	1
DO NOT CALL	2
Thank you for logging in to complete your survey. Your GPS data will be available to review and confirm after you return your devices and the data has been processed. We will contact you as soon as your data is available.	3
	4

6. PR_MESSAGE

PR_EQ_NOT_RECEIVED

Type: **SelectSingle**

QASKEDIF: COALESCE(PR_DEVICES_BACK,0)<>1

[\$PR_NO_EQ_VAR]

ATEXT	AVALUE	BRANCH
CLICK NEXT TO CONTINUE	1	INITIATIONMODE = 'WEB' THEN REDIRECT TO 'END' ELSE PR_NEXT

PR_EQ_RECEIVED

Type: **SelectSingle**

QASKEDIF: COALESCE(PR_DEVICES_BACK,0)=1

[\$PR_EQ_VAR]

ATEXT	AVALUE	BRANCH
CLICK NEXT TO CONTINUE	1	INITIATIONMODE = 'WEB' THEN REDIRECT TO 'END' ELSE PR_NEXT

7. PR_NEXT

PR_NEXT

Type: **SelectSingle**

QASKEDIF: INITIAIONMODE='CATI'

Default Value=1

IF THE PARTICIPANT REFUSED OR THE SURVEY NEEDS TO BE CODED DIFFERENTLY, SELECT 2 BELOW

ATEXT	AVALUE	BRANCH
CONTINUE	1	INT_EQ_RET_REMIN
SKIP TO INT_RESULT	2	INT_RESULTRET

8. EQ_REMIN

INT_EQ_RET_REMIN

Type: Computed

=103, branch to END

9. TBBUT_VAR

TBBUTVAR

```
CASE WHEN initiationmode='CATI' AND in_out =1 THEN 1
WHEN initiationmode='CATI' AND in_out=2 THEN 2
WHEN initiationmode='WEB' THEN 3
ELSE 4
END
```

ATEXT	AVALUE
Okay, I now have the survey up... Next, I will	1
Hello, this is [INTERVIEWER NAME] calling on behalf of the MI Travel Counts survey. Your household was asked to take part in our survey about daily travel. I'm calling to collect the details about your travel. Next, I will '	2
Welcome back to the MI Travel Counts survey. Next, we will	3
	4

10. TBBUT

TBBUT

TYPE: SelectSingle

ProgrammerNote: Always Asked

QASKEDIF:

[TBBUTVAR] ask you to provide details about trips and activities recorded on your travel day ([NTRIPDATE]) for each person in your household. Be sure to refer to each person's paper Travel Log. [TBBUTVAR2]

ATEXT	AVALUE	BRANCH
CLICK NEXT TO CONTINUE	100	SELECTPERSON
REACHED ANSWERING MACHINE	403	READMSG2_SET
GO TO RESULTS	101	INT_RESULT

11. SelectPerson

SELECTPERSON1

TYPE: DropDown

ProgrammerNote: Always Asked

QASKEDIF:

REVIEW THE LIST OF HHMS. ALWAYS ASK TO SPEAK DIRECTLY WITH AN ADULT WHO HAS NOT REPORTED THEIR TRAVEL. IF NOT AVAILABLE CONTINUE WITH THE PERSON ON THE PHONE. ALWAYS SELECT THE NAME OF THE PERSON YOU ARE SPEAKING WITH FROM THE LIST BELOW.

May I please have your name?

SELECT NAME FROM THE LIST BELOW.

ATEXT	AVALUE
LIST OF PEOPLE 16 OR OLDER	

SELECTPERSON2

TYPE: DropDown

ProgrammerNote: Always Asked

QASKEDIF:

IF YOU ARE SPEAKING WITH SOMEONE WHO IS REPORTING BY PROXY FOR ANOTHER HOUSEHOLD MEMBER, SELECT THE NAME OF THE PERSON WHOSE TRAVEL IS BEING REPORTED BELOW.

I'm now going to bring up the travel reporting screen. One moment, please...

CLICK 'START' OR 'CONTINUE' TO REPORT TRAVEL INFORMATION.

ATEXT	AVALUE
LIST OF ALL HH MEMBERS	

12. TBW

LOCNAME

TYPE: SelectSingle

ProgrammerNote: Always Asked

QASKEDIF:

FOR PLACE 1: At 3:00 AM [\$WERE_YOU] at home or someplace else?

FOR PLACE>1: Where did [\$YOU] go [FIRST_NEXT]?

CHOOSE FROM THE LIST BELOW OR ADD A DIFFERENT LOCATION:

LOCARRTIME

TYPE: NumberEntry

FORMAT: H:MM AMPM

ProgrammerNote: Asked if respondent reports going to at least 1 place (PLACENO>1)

QASKEDIF:

What time did [\$YOU] arrive at this place? (RECORD EXACT TIME)

ATEXT	AVALUE
ENTER TIME	HH:MM

MODE

TYPE: SelectSingle

ProgrammerNote: Asked if respondent reports going to at least 1 place (PLACENO>1)

QASKEDIF:

How did [\$YOU] get to this place?

ATEXT	AVALUE
WALK	1
BICYCLE	2
MOTORCYCLE/MOPED	3
AUTO / VAN / TRUCK (AS THE DRIVER)	4
AUTO / VAN / TRUCK (AS THE PASSENGER)	5
CARPPOOL/VANPOOL	6
SCHOOL BUS	7
PUBLIC TRANSIT – LOCAL BUS	8
DIAL-A-RIDE/PARATRANSIT	9
PRIVATE BUS OR SHUTTLE	10
TAXI/LIMO	11
TRAIN/AMTRAK	12
DETROIT PEOPLE MOVER	13
AIRPLANE	14
BOAT/FERRY	15
OTHER, SPECIFY	97

MODE_0

TYPE: TextEntry

ProgrammerNote: Asked if respondent responds Other, Specify to MODE (MODE=97)

QASKEDIF:

Please describe how [\$YOU] got to this place.

TOTTR

TYPE: TextEntry

RANGE: 0-12

ProgrammerNote: Asked if respondent reports going to at least 1 place (PLACENO>1). No default value.

QASKEDIF:

How many people went to this place with [\$YOU]?

HHMEM

TYPE: SelectMultiple

ProgrammerNote: Asked if household size is greater than one and respondent reports traveling with at least one person (HHSIZ>1 and TOTTR>=1). If HHSIZ=1 code HHMEM=0

QASKEDIF:

Were any of those people members of [\$YOUR] household?

[IF YES: Which household members went to this place with you?]

LOCDEPTIME

TYPE: NumberEntry

FORMAT: H:MM AMPM

ProgrammerNote: Asked if respondent reports going to at least 1 place (PLACENO>1)

QASKEDIF:

What time did [\$YOU] leave this place? (RECORD EXACT TIME)

DIDN'T LEAVE THIS PLACE. (THIS IS WHERE THEY ENDED THEIR TRAVEL DAY.)

13. TPURP**TPURP**

TYPE: SelectSingle

ProgrammerNote: Always asked. AVALUES should be displayed in both CATI and WEB versions. Place choices in two columns with the second column starting with SOCIAL ACTIVITIES.

QASKEDIF:

What was [\$YOUR] main activity at this place?

ATEXT	AVALUE
HOME ACTIVITIES	\$\$
TYPICAL HOME ACTIVITIES	1
WORKING AT HOME (PAID)	2
WORK, SCHOOL & VOLUNTEER	\$\$
WORK AT FIXED WORK LOCATION	3
WORK AT NON-FIXED WORK LOCATION	4
WORK RELATED (OFF-SITE MEETING)	5
SCHOOL/STUDYING	6
VOLUNTEERING	7
SHOPPING & ERRANDS	\$\$
MAJOR PURCHASE SHOPPING (APPLIANCES, CARS, HOME FURNISHINGS)	8
OTHER ROUTINE SHOPPING (GROCERY, CLOTHING)	9
DRIVE-THRU FOOD OR ERRANDS	10
VEHICLE SERVICE (GAS, MAINTENANCE)	11
HEALTH CARE VISIT	12
OTHER NON-SHOPPING ERRANDS	13
SOCIAL ACTIVITIES	\$\$
EAT OUT	14
SOCIALIZE WITH FRIENDS/RELATIVES	15
RELIGIOUS OR COMMUNITY EVENT	16
EXERCISE OR RECREATION	17
ATTEND MAJOR SPECIAL EVENT	18
TRAVEL-RELATED ACTIVITIES	\$\$
DROP OFF/PICK UP PASSENGER	19

ATEXT	AVALUE
CHANGE TRAVEL MODE/TRANSFER	20
OTHER ACTIVITIES	\$\$
OTHER (SPECIFY)	97
REFUSED	-7
DON'T KNOW	-8

TPURP_0

TYPE: TextEntry

ProgrammerNote: Asked if respondent responds Other, Specify to TPURP (TPURP=97)

QASKEDIF:

Please describe [\$YOUR] main activity.

14. TPURP2

TPURP2

TYPE: SelectSingle

ProgrammerNote: Asked if respondent supplies an actual trip purpose (TPURP>0). AVALUES should be displayed in both CATI and WEB versions. Place choices in two columns with the second column starting with SOCIAL ACTIVITIES.

QASKEDIF:

And what else did [\$YOU] do at this place?

ATEXT	AVALUE
NOTHING ELSE	0
HOME ACTIVITIES	\$\$
TYPICAL HOME ACTIVITIES	1
WORKING AT HOME (PAID)	2
WORK, SCHOOL & VOLUNTEER	\$\$
WORK AT FIXED WORK LOCATION	3
WORK AT NON-FIXED WORK LOCATION	4
WORK RELATED (OFF-SITE MEETING)	5
SCHOOL/STUDYING	6
VOLUNTEERING	7
SHOPPING & ERRANDS	\$\$
MAJOR PURCHASE SHOPPING (APPLIANCES, CARS, HOME FURNISHINGS)	8
OTHER ROUTINE SHOPPING (GROCERY, CLOTHING)	9
DRIVE-THRU FOOD OR ERRANDS	10
VEHICLE SERVICE (GAS, MAINTENANCE)	11
HEALTH CARE VISIT	12
OTHER NON-SHOPPING ERRANDS	13

ATEXT	AVALUE
SOCIAL ACTIVITIES	\$\$
EAT OUT	14
SOCIALIZE WITH FRIENDS/RELATIVES	15
RELIGIOUS OR COMMUNITY EVENT	16
EXERCISE OR RECREATION	17
ATTEND MAJOR SPECIAL EVENT	18
TRAVEL-RELATED ACTIVITIES	\$\$
DROP OFF/PICK UP PASSENGER	19
CHANGE TRAVEL MODE/TRANSFER	20
OTHER ACTIVITIES	\$\$
OTHER (SPECIFY)	97
REFUSED	-7
DON'T KNOW	-8

TPURP2_0

TYPE: TextEntry

ProgrammerNote: Asked if respondent responds Other, Specify to TPURP2 (TPURP2=97)

QASKEDIF:

Please describe what else [YOU] did.

15. HHVEH_USED

HHVEH_USED

TYPE: SelectSingle

ProgrammerNote: Asked if household reports owning a vehicle and MODE was car, motorcycle or carpool (HHVEH>=1 AND MODE IN (3,4,5,6,97))

QASKEDIF

Was a vehicle from your household used for this trip?

ATEXT	AVALUE
YES	1
NO	2
REFUSED	-7
DON'T KNOW	-8

16. TRIP_LENGTH

TRIP_LENGTH

TYPE: SelectSingle

ProgrammerNote: Asked if a trip took an unreasonable amount time for the distance and mode, not asked of 1st place OR walk/bike trips for recreation/exercise (PLACENO>1 AND NOT (MODE IN [1,2] AND (TPURP IN [17] OR TPURP2 IN [17])))

QASKEDIF:

Did it take longer than usual to get to this place?

ATEXT	AVALUE
YES	1
NO	2
REFUSED	-7
DON'T KNOW	-8

17. TRIP_LENGTH2

LONG_TRIP_REASON

TYPE: SelectSingle

ProgrammerNote: Asked if a trip took an unreasonable amount time for the distance and mode, not asked of 1st place OR walk/bike trips for recreation/exercise (PLACENO>1 AND NOT (MODE IN [1,2] AND (TPURP IN [17] OR TPURP2 IN [17])))

QASKEDIF:

[\$LONG_TIME]

Which of the following best describes why the trip took as long as it did? Was it...

ATEXT	AVALUE
The weather (e.g., rain or snow),	1
Construction,	2
An accident,	3
Traffic congestion, or	4
Something else?	97
REFUSED	-7
DON'T KNOW	-8

LONG_TRIP_REASON_0

TYPE: TextEntry

ProgrammerNote: Asked respondents responds Other, Specify to LONG_TRIP_REASON (LONG_TRIP_REASON=97)

QASKEDIF:

Please describe the reason this trip took longer than usual.

18. NOGO

NOGOWHY

TYPE: **SelectSingle**

ProgrammerNote: Respondent reported 0 trips (MAX PLACENO=1)

QASKEDIF:

What was the reason that [\$YOU2] did not travel on [\$YOUR2] travel day?

ATEXT	AVALUE
PERSONALLY SICK	1
VACATION OR PERSONAL DAY	2
CARETAKING	3
HOME-BOUND ELDERLY OR DISABLED	4
WORKED AT HOME (FOR PAY)	5
NOT SCHEDULED TO WORK	6
WORKED AROUND HOME (NOT FOR PAY)	7
OUT OF AREA	8
NO TRANSPORTATION AVAILABLE	9
NO LONGER A HH RESIDENT	10
OTHER (SPECIFY)	97
REFUSED	-7
DON'T KNOW	-8

NOGOWHY_0

TYPE: **TextEntry**

ProgrammerNote: Respondent responds Other, Specify to NOGOWHY (NOGOWHY=97)

QASKEDIF:

Please describe [\$YOUR3_RET] main reason for not traveling.

19. LOGCOMPLETE

CPLOG

TYPE: **SelectSingle**

ProgrammerNote: Always asked

QASKEDIF:

[\$CPLOG_RECALL]

ATEXT	AVALUE
YES	1
NO	2
REFUSED	-7
DON'T KNOW	-8

20. HAVELOG

HVLOG

TYPE: SelectSingle

ProgrammerNote: Asked if respondent completed their travel log (CPL0G=1)

QASKEDIF:

Did you have the completed travel log to refer to while reporting [\$YOUR] travel?

ATEXT	AVALUE
YES	1
NO	2
REFUSED	-7
DON'T KNOW	-8

End Person Trips

The PersonTrips roster will return to SelectPerson until all persons are complete and then continue to Long Distance Travel.

Long Distance Travel

21. LDINTRO

LDINTRO

TYPE: SelectSingle

ProgrammerNote: Always asked

QASKEDIF:

The following questions are about long distance travel. Michigan's transportation planning community is interested in the way people choose to travel whenever they leave their home region. For these questions, please refer to the long distance travel log provided to your household.

Thinking about the past 3 months, [HAVEU_HASANY1] traveled farther than 100 miles from your home at least once?

ATEXT	AVALUE	
YES	1	LDSELECTPERSON
NO	2	INCOME2
REFUSED	-7	INCOME2
DON'T KNOW	-8	INCOME2

Begin Long Distance Trip Roster

22. LDSELECTPERSON

LDSELECTPERSON

TYPE: DropDown

ProgrammerNote: Asked if a household is larger than 1 and reported going on at least one long distance trip (HHSIZ>1 and LDINTRO=1). If HHSIZ=1 then code LDSELECTPERSON=R1

QASKEDIF:

Before we begin the long distance portion we need to know which person is reporting the long distance travel for each household.

May I please have your name?

SELECT NAME FROM THE LIST BELOW.

ATEXT	AVALUE
LIST OF PEOPLE 16 OR OLDER	

23. LDROSTER

LDTRIPNO

TYPE: Computed

\$R

24. LDCONFIRMATION

LDCONFIRMATION

TYPE: Display

ProgrammerNote: Displayed for every HH member greater than person 1 if person 1 reported a trip (\$R>1 and LDTRIPNO>1)

QASKEDIF:

The following trips have already been reported:

ATEXT	AVALUE	ASHOWNIF
NO TRIPS REPORTED YET.	0	\$R=1
[\$LDCITY:1], [\$LDSTATE:1], [\$LDCNTRY:1] on [\$LD_DEP_DATE:1]	1	\$R>=2
[\$LDCITY:2], [\$LDSTATE:2], [\$LDCNTRY:2] on [\$LD_DEP_DATE:2]	2	\$R>=3
[\$LDCITY:3], [\$LDSTATE:3], [\$LDCNTRY:3] on [\$LD_DEP_DATE:3]	3	\$R>=4
[\$LDCITY:4], [\$LDSTATE:4], [\$LDCNTRY:4] on [\$LD_DEP_DATE:4]	4	\$R>=5
[\$LDCITY:5], [\$LDSTATE:5], [\$LDCNTRY:5] on [\$LD_DEP_DATE:5]	5	\$R>=6
[\$LDCITY:6], [\$LDSTATE:6], [\$LDCNTRY:6] on [\$LD_DEP_DATE:6]	6	\$R>=7
[\$LDCITY:7], [\$LDSTATE:7], [\$LDCNTRY:7] on [\$LD_DEP_DATE:7]	7	\$R>=8
[\$LDCITY:8], [\$LDSTATE:8], [\$LDCNTRY:8] on [\$LD_DEP_DATE:8]	8	\$R>=9
[\$LDCITY:9], [\$LDSTATE:9], [\$LDCNTRY:9] on [\$LD_DEP_DATE:9]	9	\$R>=10
[\$LDCITY:10], [\$LDSTATE:10], [\$LDCNTRY:10] on [\$LD_DEP_DATE:10]	10	\$R>=11

25. LDCITY

LDCITY

TYPE: TextEntry

ProgrammerNote: Asked if respondent reports going on at least one long distance trip (LDINTRO=1 or LTRIPNO>1)

QASKEDIF

NOTE: We want to list all places reported in the roster as it grows.

[\$RECENT_NEXT] trip of at least 100 miles, tell me the city and state of the place visited. If there were multiple cities or stops, report the place that was the furthest from your home.

INCLUDE ALL LONG DISTANCE TRIPS EVEN IF TO ANOTHER COUNTRY.

[IF NEEDED: If it was a destination vacation, for example a trip to Disney World you can just tell me that.]

LDSTATE

TYPE: TextEntry

ProgrammerNote: Asked if respondent reports going on at least one long distance trip (LDINTRO=1 or LTRIPNO>1)

QASKEDIF

State [IF APPLICABLE]:

LDCOUNTRY

TYPE: TextEntry

Country [IF APPLICABLE]:

26. LD_HHMEMBERS

LD_HHMEMBERS

TYPE: SelectMultiple

Programmer Note: Asked if household size is greater than one and respondent reports going a long distance trip (HHSIZ>1 and (LDINTRO=1 or LDTRIPNO>1)). If HHSIZ=1 code LD_HHMEMBERS=0. Provide a list of all household members along with choices for 'none', RF/DK

QASKEDIF:

Which household members went to [\$LDPLACE]?

ATEXT	AVALUE
List of HH Members	1-N
REFUSED	-7
DON'T KNOW	-8

27. LDDATES

LD_DEP_DATE

TYPE: CalendarDropdown

ProgrammerNote: Asked if respondent reports going on at least one long distance trip (LDINTRO=1 or LTRIPNO>1)

QASKEDIF:

What date did [\$YOU3] leave home to travel to [\$LDPLACE]?

[USE THE CALENDAR TO HELP NARROW DOWN THE DATE OF THE TRIP AS ACCURATELY AS POSSIBLE. IF THE RESPONDENT DOESN'T REMEMBER EXACT DATES RECORD BEST GUESS.]

LD_RET_DATE

TYPE: CalendarDropdown

ProgrammerNote: Asked if respondent reports going on at least one long distance trip (LDINTRO=1 or LTRIPNO>1)

QASKEDIF:

What date did [YOU3] arrive home from [LDPLACE]?

28. LD_REASON**LD_REASON**

TYPE: SelectSingle

ProgrammerNote: Asked if respondent reports going on at least one long distance trip (LDINTRO=1 or LTRIPNO>1)

QASKEDIF:

What was [YOUR3_RET] primary reason for going to [LDPLACE]?

ATEXT	AVALUE
WORK/BUSINESS	1
SCHOOL-RELATED	2
VACATION	3
SOCIAL	4
SIGHTSEEING	5
RECREATION	6
ENTERTAINMENT	7
SHOPPING	8
FAMILY/PERSONAL REASONS	9
RELIGIOUS	10
MEDICAL	11
OTHER, SPECIFY	97
REFUSED	-7
DON'T KNOW	-8

LD_REASON_0

TYPE: TextEntry

ProgrammerNote: Asked if respondent responds Other, Specify to LD_REASON (LD_REASON=97)

QASKEDIF:

Please describe [YOUR3_RET] reason for the trip.

29. LD_MODE

LDT_MODE

TYPE: SelectSingle

ProgrammerNote: Asked if respondent reports going on at least one long distance trip (LDINTRO=1 or LTRIPNO>1)

QASKEDIF:

What type of transportation did [YOU3] use for most of the distance traveled to [LDPLACE]?

ATEXT	AVALUE	ASHOWNIF
WALK	1	NEVER
BICYCLE	2	NEVER
MOTORCYCLE/MOPED	3	
AUTO/VAN/TRUCK	4	
AUTO/VAN/TRUCK (AS THE PASSENGER)	5	NEVER
CARPPOOL/VANPOOL	6	
SCHOOL BUS	7	
PUBLIC TRANSIT – LOCAL BUS, SUBWAY, ELEVATED TRAIN, LIGHT RAIL	8	
DIAL-A-RIDE/PARATRANSIT	9	
PRIVATE BUS OR SHUTTLE	10	
TAXI/LIMO	11	
TRAIN/AMTRAK	12	
DETROIT PEOPLE MOVER	13	NEVER
AIRPLANE	14	
BOAT/FERRY	15	
OTHER, SPECIFY	97	
REFUSED	-7	
DON'T KNOW	-8	

LDT_MODE_0

TYPE: TextEntry

ProgrammerNote: Asked if respondent responds Other, Specify to LDT_MODE (LDT_MODE=97)

QASKEDIF:

Please describe the type of transportation used.

30. LDT_MODE2

LDT_MODE2

TYPE: SelectMultiple

ProgrammerNote: Asked if respondent supplies an actual LDT_MODE (LDT_MODE>0)

QASKEDIF:

Did [\$YOU3] use any other type of transportation to get to [\$LDPLACE]?

[IF NO, CODE NO OTHER MODES.]

IF YES: What other types of transportation did [\$YOU3] use? Anything else?]

[COLLECT ALL THAT APPLY.]

ATEXT	AVALUE	ASHOWNIF
NO OTHER TYPES OF TRANSPORTATION	0	
WALK	1	LDT_MODE<>1
BICYCLE	2	LDT_MODE<>2
MOTORCYCLE/MOPED	3	LDT_MODE<>3
AUTO/VAN/TRUCK	4	LDT_MODE<>4
AUTO/VAN/TRUCK (AS THE PASSENGER)	5	NEVER
CARPPOOL/VANPOOL	6	LDT_MODE<>6
SCHOOL BUS	7	LDT_MODE<>7
PUBLIC TRANSIT – LOCAL BUS, SUBWAY, ELEVATED TRAIN, LIGHT RAIL	8	LDT_MODE<>8
DIAL-A-RIDE/PARATRANSIT	9	LDT_MODE<>9
PRIVATE BUS OR SHUTTLE	10	LDT_MODE<>10
TAXI/LIMO	11	LDT_MODE<>11
TRAIN/AMTRAK	12	LDT_MODE<>12
DETROIT PEOPLE MOVER	13	NEVER
AIRPLANE	14	LDT_MODE<>14
BOAT/FERRY	15	LDT_MODE<>15
OTHER, SPECIFY	97	
REFUSED	-7	
DON'T KNOW	-8	

LDT_MODE2_0

TYPE: TextEntry

ProgrammerNote: Asked if respondent responds Other, Specify to LDT_MODE2 (LDT_MODE2=97)

QASKEDIF:

Please describe the type of transportation used.

31. LDD_DMODE1**DMODE****TYPE: SelectMultiple****ProgrammerNote: Asked if respondent reports going on at least one long distance trip (LDINTR0=1 or LTRIPNO>1)****QASKEDIF:**

What type of transportation did [\$YOU3] use to get around while visiting [\$LDPLACE]?

Anything else?

[COLLECT ALL THAT APPLY]

ATEXT	AVALUE	ASHOWNIF
NONE	0	
WALK	1	
BICYCLE	2	
MOTORCYCLE/MOPED	3	
AUTO/VAN/TRUCK	4	
AUTO/VAN/TRUCK (AS THE PASSENGER)	5	NEVER
CARPPOOL/VANPOOL	6	
SCHOOL BUS	7	
PUBLIC TRANSIT – LOCAL BUS, SUBWAY, ELEVATED TRAIN, LIGHT RAIL	8	
DIAL-A-RIDE/PARATRANSIT	9	
PRIVATE BUS OR SHUTTLE	10	
TAXI/LIMO	11	
TRAIN/AMTRAK	12	
DETROIT PEOPLE MOVER	13	
AIRPLANE	14	
BOAT/FERRY	15	
OTHER, SPECIFY	97	
REFUSED	-7	
DON'T KNOW	-8	

DMODE_0**TYPE: TextEntry****ProgrammerNote: Asked if respondent responds Other, Specify to DMODE (DMODE=97)****QASKEDIF:**

Please describe the type of transportation used.

32. LD_FREQ1

LDQ3MTH

TYPE: NumberEntry (1-99)

ProgrammerNote: Asked if respondent reports going on at least one long distance trip (LDINTRO=1 or LTRIPNO>1). Hard Range (1-99); Soft Range (1-30)

QASKEDIF:

Including this trip, how many times have [YOU3] visited [LDPLACE] in the past 3 months?

ATEXT	AVALUE
REFUSED	-7
DON'T KNOW	-8

33. LD_FREQ2

LDQ12MTH

TYPE: NumberEntry (1-99)

ProgrammerNote: Asked if respondent reports going on at least one long distance trip (LDINTRO=1 or LTRIPNO>1). Hard Range (1-365); Soft Range (1-100)

QASKEDIF:

Including this trip, how many times have [YOU3] visited [LDPLACE] in the past 12 months?

ATEXT	AVALUE
REFUSED	-7
DON'T KNOW	-8

34. LD_FREQ3

LDQ3MTH2

TYPE: NumberEntry (1-99)

ProgrammerNote: Asked if respondent reports making long distance trip more than 30 times in the past 3 months (LDQ3MTH>30)

QASKEDIF:

You just reported going to [LDPLACE] more than 30 times in the past 3 months. Please confirm, is this is accurate?

ATEXT	AVALUE	BRANCH
Yes	1	LDMORE2
No	2	LD_FREQ1
I prefer not to answer	-7	LDMORE2
I don't know	-8	LDMORE2

35. LD_FREQ4

LDQ12MTH2

TYPE: NumberEntry (1-365)

ProgrammerNote: Asked if respondent reports making long distance trip more than 100 times in the past year (LDQ12MTH>100)

QASKEDIF:

You just reported going to [\$LDPLACE] more than 100 times in the past 12 months. Please confirm, is this is accurate?

ATEXT	AVALUE	BRANCH
Yes	1	LDMORE2
No	2	LD_FREQ2
I prefer not to answer	-7	LDMORE2
I don't know	-8	LDMORE2

36. LDMORE2

LDMORE2

TYPE: SelectSingle

ProgrammerNote: Asked if respondent reports going on at least one long distance trip (LDINTRO=1 or LTRIPNO>1)

QASKEDIF:

You have reported [\$R] long distance [\$TRIPS] for the last 3 months. Are there any more long distance trips to report?

ATEXT	AVALUE	
MORE TO REPORT	1	LDROSTER+
DONE REPORTING TRIPS	2	INCOME2

End Long Distance Roster

37. INCOME2

HHINC2

TYPE: SelectSingle

ProgrammerNote: Asked if respondent didn't report an actual income (HHINC IN (-7,-8))

QASKEDIF:

There is just one more question before we collect information about where to send your participation check.

Because income is related to how, when, and why people go from place to place, and because we want to be sure to include all types of households in our survey, please tell me which category represents your total household income for last year. Was it...

ATEXT	AVALUE
Less than \$25,000,	1
\$25,000 to \$49,999,	2
\$50,000 to \$74,999, or	3
\$75,000 or more?	4
REFUSED	-7
DON'T KNOW	-8

38. INCENMAILING

INCENMAILFNAM

TYPE: TextEntry

ProgrammerNote: Always asked. Populate with MAILFNAM or MAILFNAMGPS if possible

QASKEDIF:

We will be sending you a check to thank you for your participation in the survey. Please provide a name for us to use on the check.

First Name:

INCENMAILLNAM

TYPE: TextEntry

ProgrammerNote: Always asked. Populate with MAILFNAM or MAILFNAMGPS if possible

QASKEDIF:

Last Name:

39. FUTURESURVEY

FUTURESURVEY

TYPE: SelectSingle

ProgrammerNote: Always asked

QASKEDIF:

Would you be willing to take part in another survey from the [\$\$SAMPLE_SPONSOR] in the future?

ATEXT	AVALUE
YES	1
NO	2
REFUSED	-7
DON'T KNOW	-8

40. END

THANK

TYPE: Display

ProgrammerNote: Always asked

QASKEDIF:

Thank you for taking time to help the [\$\$SAMPLE_SPONSOR] better understand the transportation needs of Michigan.

If you have any questions about the survey or your participation, please call 1-855-774-1800.

41. INT_RESULT

INT_RESULT

TYPE: SelectSingle

ProgrammerNote: Asked if retrieval mode is CATI ('[\$INITIATIONMODE]='CATI')

QASKEDIF:

ATEXT	AVALUE
Default	100
Partial	101
Partial (Manual)	102
Equipment Reminded	103
Equipment Shipped Back	104
Prompted Recall Released	105
Will Continue Online	200
Mailed Travel Logs Back	201
Logs Received	202
Logs Received – Follow-up Needed	203
Call-back General	300
Call-back Specific	301
Call-back to Reach Adult	302
Ring no Answer	400
Voicemail	401
Busy Signal	402
Voicemail Message Left	403
Initial Refusal	500
Final Refusal	501
Non-Working Number	600
Non-Residential	602
Invalid Address	603
Invalid GPS Address	604
HH Size DQ	605
HH Age DQ	606
HHVEH REFUSAL	607
Invalid Release Group	608
Language Barrier	700
Complete	800
Problem	900
New Travel Date Needed	901

42. END

[END]

TYPE: LabelOnly

QASKEDIF:0

NOTE: Branch to SMS if CATI, Public Site if WEB

Phone Reminder / MESSAGES

43. INTRO2

RMINTRO2

TYPE: SelectSingle

ProgrammerNote: Asked if a travel day reminder phone call (TODAY<=TRIPDATE)

QASKEDIF:

Hello this is [INTERVIEWER NAME] calling on behalf of the 'MI Travel Counts' survey to remind you that your scheduled travel day is [\$TRIPDATELONGFORMAT]. Do you have any questions about the materials we sent you?

ATEXT	AVALUE	BRANCH
NO QUESTIONS	1	RETPREF
TRAVEL DATE IS BAD FOR RESPONDENT	2	NEW_TD
NO ANSWER	3	READMSG

44. NEW_TD

NEW_TD

TYPE: Calendar Dropdown Menu

ProgrammerNote: Asked if no good travel date is available (NEWTRIPDATE=3)

QASKEDIF:

Okay, we can offer you an alternative travel date; however, we have to maintain the same day of the week. Which of the following dates would you prefer?

[READ ONLY THE DATES THAT ARE HIGHLIGHTED]

45. TDTEXT

REREMIN

TYPE: Calculated

ProgrammerNote: Asked if a travel day reminder phone call (TODAY<=TRIPDATE) AND FINALFLAG<>1

QASKEDIF:

CASE WHEN coalesce([\$RMINTRO2:C], 0)=2 THEN 1 WHEN coalesce([\$RETPREF:C], 0) <> 1 THEN 2 ELSE 3 END"

ATEXT	AVALUE
"We'll call you back on [\$DAYBEFORENEWTRIPDATE] to reminder you of your new travel date."	1
"We'll call you back on [\$HHCALLTIMEFORMAT] to collect your travel information."	2
	3

RETPREF

TYPE: SelectSingle

ProgrammerNote: Asked if a travel day reminder phone call (TODAY<=TRIPDATE)

QASKEDIF:

You previously reported that your preference to complete the travel reporting step was by "\$PREVRETPREF"? Is that still your preference?

ATEXT	AVALUE	BRANCH
ONLINE	1	ENDREMIN
PHONE	2	HHCALLTIME
NO PREFERENCE	3	HHCALLTIME

46. BEST_TIME**HHCALLTIME**

TYPE: SelectSingle

ProgrammerNote: Asked if a travel day reminder phone call for a non-GPS household who's retrieval preference is not ONLINE (TODAY<=TRIPDATE AND RETPREF IN (2,3)) AND non-GPS (FINALGFLAG<>1) - **Make sure the new callback is created**

QASKEDIF:

We will call you back after your travel date to collect your travel details. What would be the best date and time to call you back?

NOTE: [READ ONLY THE DATES THAT ARE HIGHLIGHTED]

47. ENDREMIN_RECALL**ENDREMIN_RECALL**

TYPE: Computed

ProgrammerNote: Asked if a travel day reminder phone call (TODAY<=TRIPDATE)

QASKEDIF:

WHEN FINALGFLAG=1 THEN 1 ELSE 2 END

ATEXT	AVALUE
Great! [\$REREMIN] Remember as a thank you we will send your household a check for \$25 per person for completing the survey.	1
Great! [\$REREMIN] Remember as a thank you we will send your household a \$20 check for completing the survey.	2

48. ENDREMIN

ENDREMIN

TYPE: SelectSingle

ProgrammerNote: Asked if a travel day reminder phone call reminder (TODAY<=TRIPDATE)

QASKEDIF:

[\$ENDREMIN_RECALL]

ATEXT	AVALUE	BRANCH
END REMINDER	1	END

49. READMSG

READMSG

TYPE: SelectSingle

ProgrammerNote: (RM_INTRO2=3)

QASKEDIF: [PLEASE READ THE FOLLOWING MESSAGE INTO THE ANSWERING MACHINE]

Hello, this is [INTERVIEWER NAME] calling to remind you about the MI Travel Counts survey. Your travel date is tomorrow, [\$TRIPDATELONGFORMAT]. Please make sure each person in your household uses the travel log to help keep track of the all the places you go.

Beginning on [\$DAYAFTERNEWTRIPDATE], you can complete the study online at www.MITTravelCounts.com using your PIN: [\$PIN] or by calling us at 1-855-774-1800. As a thank you, we will send your household a \$20 participation check when you successfully complete the survey.

Thank you for participating in this important survey and have a good day.

50. INT_READMSG2_SET

INT_READMSG2_SET

TYPE: Calculated

ProgrammerNote: If interview reaches an answering machine (TBBUT=403) set disposition to "Voicemail - Message Left" (403).

QASKEDIF:

=403

51. READMSG2

INT_READMSG2

TYPE: SelectSingle

ProgrammerNote: (TBBUT=403)

QASKEDIF: [PLEASE READ THE FOLLOWING MESSAGE INTO THE ANSWERING MACHINE]

Hello, this is [INTERVIEWER NAME] calling on behalf of the MI Travel Counts Survey. I am calling to complete the interview about your travel on [\$NTRIPDATE]. You can reach our survey team by calling 1-855-774-1800 or you can complete the survey online at www.MITTravelCounts.com with your PIN [\$PIN].

As a thank you, we will send your household a \$20 check when you successfully complete the survey. Thank you and have a good day.

ATEXT	AVALUE	BRANCH
EXIT SURVEY	403	END

RECALLBACK

TYPE: DatePicker

ProgrammerNote: ('[\$INITIATIONMODE]='CATI')

QASKEDIF:

NOTE: SEE DATE RANGE ABOVE. HOURS AVAILABLE M-F -> 9AM TO 9PM / SAT -> 10AM TO 6PM / SUN -> 2PM TO 9PM

Call back on:

IF NEEDED: Our telephone staff is not available at that time how about... [OFFER CLOSEST AVAILABLE TIME FOR THAT DATE]

RESULT_0

TYPE: TextEntry

ProgrammerNote: ('[\$INITIATIONMODE]='CATI')

QASKEDIF:

RESULT_PHONE

TYPE: open

FORMAT: ###-###-####

ProgrammerNote: ('[\$INITIATIONMODE]='CATI')

QASKEDIF:

The numbers we have on file for you are: [\$PHONE1], [\$RMPHONE], [\$BPHONE1]. Is that correct?

RECALLS / QUESTION DISPLAYS

YOUR

TYPE: Computed

Note: The goal here is to use option 2 whenever it is a proxy reporting situation. The case statement below may not be using the best way to determine this so please use your judgment to achieve that goal.

CASE WHEN SELECTPERSON1=SELECTPERSON2 THEN 1 ELSE 2 END

ATEXT	AVALUE
your	1
[\$FNAME]'s	2

YOU

TYPE: Computed

CASE WHEN SELECTPERSON1=SELECTPERSON2 THEN 1 ELSE 2 END

ATEXT	AVALUE
you	1
[\$FNAME]	2

WERE_YOU

TYPE: Computed

CASE WHEN SELECTPERSON1=SELECTPERSON2 THEN 1 ELSE 2 END

ATEXT	AVALUE
were you	1
was [\$FNAME]	2

YOU_WERE

TYPE: Computed

CASE WHEN SELECTPERSON1=SELECTPERSON2 THEN 1 ELSE 2 END

ATEXT	AVALUE
you were	1
[\$FNAME] was	2

CPLOG_RECALL

Computed

CASE WHEN SELECTPERSON1=SELECTPERSON2 THEN 1 ELSE 2 END

ATEXT	AVALUE
Did you complete your travel log?	1
Was [\$FNAME]'s travel log completed?	2

LAST_TRIP

Computed

CASE WHEN \$R=1 THEN 1 ELSE 2 END

ATEXT	AVALUE
"most recent trip"	1
"next most recent trip"	2

YOU3

TYPE: Computed

CASE WHEN LDSELECTPERSON=1 AND LD_HHMEMBERS=1 THEN 1 ELSE 2 END

ATEXT	AVALUE
you	1
they	2

YOUR3_RET

TYPE: Computed

CASE WHEN PROXYPERNO=1 AND LD_HHMEMBERS=1 THEN 1 ELSE 2 END

ATEXT	AVALUE
your	1
their	2

TERMINAL

TYPE: Computed

CASE WHEN LDT_MODE=13 THEN 1 WHEN LDT_MODE=8 THEN 2 WHEN LDT_MODE=11 THEN 3 LDT_MODE=14 THEN 4 ELSE 5 END

ATEXT	AVALUE
airport	1
train station	2
bus terminal	3
harbor/marina	4
NO TEXT	5

TRAVEL**TYPE: Computed**

CASE WHEN LDT_MODE=13 THEN 1 WHEN LDT_MODE=8 THEN 2 WHEN LDT_MODE=11 THEN 3 LDT_MODE=14 THEN 4 ELSE 4 END

ATEXT	AVALUE
fly	1
ride	2
ride	3
travel	4

[TRAVELED]**TYPE: Computed**

CASE WHEN LDT_MODE=13 THEN 1 WHEN LDT_MODE=8 THEN 2 WHEN LDT_MODE=11 THEN 3 LDT_MODE=14 THEN 4 ELSE 4 END

ATEXT	AVALUE
flew	1
rode	2
rode	3
traveled	4

[LDPLACE]**TYPE: Computed**

CASE

WHEN LDCITY IS NOT NULL THEN 1

WHEN LDCITY IS NULL AND LDSTATE IS NOT NULL AND LDCNTRY IS NOT NULL THEN 2

WHEN LDCITY IS NULL AND LDSTATE IS NULL AND LDCNTRY IS NOT NULL THEN 3

WHEN LDCITY IS NULL AND LDSTATE IS NOT NULL AND LDCNTRY IS NULL THEN 4

ELSE 5

END

ATEXT	AVALUE
[\$LDCITY]	1
[\$LDSTATE], [\$LDCNTRY]	2
[\$LDCNTRY]	3
[\$LDSTATE]	4
this place	5

RECENT_NEXT**TYPE: Computed**

CASE WHEN LDTRIPNO=1 THEN 1 ELSE 2 END

ATEXT	AVALUE
Thinking about your most recent	1
Now tell us about your next most recent	2

FIRST_NEXTTYPE: **Computed**

CASE WHEN PLACENO=2 THEN 1 WHEN PLACENO> 2 THEN 2 END

ATEXT	AVALUE
first	1
next	2

HAVEU_HASANY1TYPE: **Computed**

CASE WHEN HHSIZ=1 THEN 1 ELSE 2 END

ATEXT	AVALUE
have you	1
has anyone in your household	2

TRIPS_HAVETYPE: **Computed**

CASE WHEN LDTPRIPNO=1 THEN 1 ELSE 2 END

ATEXT	AVALUE
trip has	1
trips have	2

TRIPSTYPE: **Computed**

CASE WHEN LDTPRIPNO=1 THEN 1 ELSE 2 END

ATEXT	AVALUE
trip	1
trips	2

YOUR4TYPE: **computed**

CASE WHEN [\$YOU:Q] = 'you' THEN 1 ELSE 2 END

TEXT	CODE
your	1
their	2

LONG_TIMETYPE: **computed**

CASE WHEN LONG_TRIP=1 THEN 1 ELSE 2

TEXT	CODE
	1
It looks like this trip took a long time compared to the distance traveled.	2

Appendix HH
Data Elements

REC/RET	SOURCE	DATA TYPE	VARIABLE NAME	VARIABLE DESCRIPTION	QUESTION TEXT	VALUES	DELIVERY TABLE: HOUSEHOLD	DELIVERY TABLE: PERSON	DELIVERY TABLE: PLACE	DELIVERY TABLE: LOCATION	DELIVERY TABLE: LONGDIST	DELIVERY TABLE: GPSPLACE	DELIVERY TABLE: GPSPOINT	DELIVERY TABLE: HOUSEHOLD_REPU CATE_WEIGHTS	DELIVERY TABLE: PERSON_REPLICAT E_WEIGHTS	DELIVERY TABLE: TOUR
REC	REC SCRIPT	TEXT	EDUC_O	Other, Educational Attainment	If you said some other degree, please provide the degree.			1								
REC	REC SCRIPT	NUM	EMPLY	Employed	Now we have some questions about work activities. Michigan's transportation community is interested in where people work because travel to work often affects other daily travel.	Code Dictionary		1								
REC	REC SCRIPT	NUM	EMPLOYNOJOB	Employed with No Jobs	You just reported that (you are/FNAME is) employed but (have/has) no jobs. Which of the following is correct?	Code Dictionary		1								
REC	REC SCRIPT	NUM	EMPTYTYPE	Employer Type	Which of the following best describes (your/FNAME's) (primary) employer?	Code Dictionary		1								
REC	REC SCRIPT	TEXT	EMPTYTYPE_O	Other, Employer Type	If you said something else, please describe.			1								
NA	SYSTEM	NUM	END_TIME	The end time of the tour (the arrival time of the place ending a tour)	System variable - no question wording											1
REC	SYSTEM	NUM	FINALFLAG	GPS Participation Flag	System variable - no question wording	Code Dictionary	1									
RET	RET SCRIPT	NUM	FUTURESURV	Future Surveys	Would you be willing to take part in another survey from the (Michigan Department of Transportation/Southeast Michigan Council of Governments and the Michigan Department of	Code Dictionary	1									
REC	SYSTEM	TEXT	GEOCODE_TY	Geocode type returned by Google's geocoding API, or sample_x, semcog_point_address, map_click, map_drag, gps, google_maps_missing_type. For "sample_x" values, x is the household sample file	System variable - no question wording				1		1					
REC	SYSTEM	NUM	GFLAG	GPS Sample Flag	System variable - no question wording	Code Dictionary	1									
RET	SYSTEM	NUM	GPS_ASSOC	Place has GPS associated with it in the GPSPOINT table, where 1=True	System variable - no question wording	Code Dictionary			1							
REC	SYSTEM	NUM	GPSCTRL	Household GPS deployment control code	System variable - no question wording		1									
REC	SYSTEM	NUM	GPSSAMP	Person GPS sampled flag, where 1=True	System variable - no question wording			1								
REC	SYSTEM	NUM	GPSSAMPCT	Count of persons sampled for GPS in the household	System variable - no question wording		1									
REC	REC SCRIPT	NUM	HASPOBOX	Confirmation of no PO BOX for non-PO Box sample	Do you use a P.O. Box to receive personal mail?	Code Dictionary	1									
RET	GPS	NUM	HDOP	In GPSPOINT table, Horizontal Dilution of Precision of point	System variable - no question wording								1			
RET	GPS	NUM	HEADING	In GPSPOINT table, Direction of GPS Point	System variable - no question wording								1			
REC	SYSTEM	NUM	HHCHILD	Count of Household Children	System variable - no question wording		1									
REC	REC SCRIPT	NUM	HHINC	Household income	In surveys like these, households are sometimes grouped according to income. Because income is related to how, when and why people go from place to place, and because we want to be sure to	Code Dictionary	1									
NA	SYSTEM	NUM	HHINC_1	Household Income (imputed). Codes are identical to HHINC with imputed values for non-response HHINC records.	System variable - no question wording	Code Dictionary	1									
RET	RET SCRIPT	NUM	HHINC2	Household Income Follow-up	There is just one more question before we collect information about where to send your participation check.	Code Dictionary	1									
REC	SYSTEM	NUM	HHLICDRV	Count of Household License holders	System variable - no question wording		1									
RET	SYSTEM	NUM	HHPARTY	Count of Household members on trip	System variable - no question wording				1							
NA	SYSTEM	NUM	HHRKWT (0-100 Range)	Intermediate Household Weights	System variable - no question wording											
NA	SYSTEM	NUM	HHRKWT0	Household Weight	System variable - no question wording		1							1		

REC/RET	SOURCE	DATA TYPE	VARIABLE NAME	VARIABLE DESCRIPTION	QUESTION TEXT	VALUES	DELIVERY TABLE: HOUSEHOLD	DELIVERY TABLE: PERSON	DELIVERY TABLE: PLACE	DELIVERY TABLE: LOCATION	DELIVERY TABLE: LONGDIST	DELIVERY TABLE: GPSPLACE	DELIVERY TABLE: GPSPOINT	DELIVERY TABLE: HOUSEHOLD_REPU CATE_WEIGHTS	DELIVERY TABLE: PERSON_REPLICAT E_WEIGHTS	DELIVERY TABLE: TOUR
REC	REC SCRIPT	NUM	WKSTAT	Employment status	Which of the following best describes (your/FNAME's) employment status?	Code Dictionary		1								
REC	REC SCRIPT	TEXT	WKSTAT_O	Other, Employment status	If you said something else, please describe.			1								
REC	REC SCRIPT	NUM	WMODE	Mode of Transport to Work	How do (you/FNAME) usually travel to work?	Code Dictionary		1								
REC	REC SCRIPT	TEXT	WMODE_O	Other, Mode of Transport to Work	If you said something else, please provide details.			1								
RET	SYSTEM	NUM	WORKTRIPS	Total Count of Work Trips. This count does not exclude trips identified as work-related by the IS_TRIP variable.	System variable - no question wording		1									
REC	REC SCRIPT	NUM	WPLACE	Work Place Location	(Do you/Does FNAME) go to the same work place every day that (you work/FNAME works)?	Code Dictionary		1								
REC	SYSTEM	NUM	ZIP	Address postal code	System variable - no question wording				1	1		1				

VARIABLE NAME	VALUE	TEXT
AAGE	-8	I don't know
AAGE	-7	I prefer not to answer
AAGE	1	0-4 years old or
AAGE	2	5-15 years old
AAGE	3	16-17 years old
AAGE	4	18-64 years old
AAGE	5	65-75 years old
AAGE	6	76 years old or older
AGE	-8	I don't know
AGE	-7	I prefer not to answer
AGE18	-8	I don't know
AGE18	-7	I prefer not to answer
AGE18	1	Yes, 18 or older
AGE18	2	No, under 18
AGE_AAGE	-8	I don't know
AGE_AAGE	-7	I prefer not to answer
AGE_AAGE	1	0-4 years old or
AGE_AAGE	2	5-15 years old
AGE_AAGE	3	16-17 years old
AGE_AAGE	4	18-64 years old
AGE_AAGE	5	65-75 years old
AGE_AAGE	6	76 years old or older
ALTADD	1	Yes, I can receive FedEx packages at the address provided.
ALTADD	2	No, I would like to provide a different physical mailing address (such as work location) where the package should be sent.
ALTADD	3	I can only receive mail through my P.O. Box and there is no other reliable address at which I can receive packaged mail.
CHGADDBOX	-8	I don't know
CHGADDBOX	-7	I prefer not to answer
CHGADDBOX	1	Yes
CHGADDBOX	3	No, the zipcode is incorrect
CHGADDBOX	5	No, this is not my address
CHGADDPHYS	-8	I don't know
CHGADDPHYS	-7	I prefer not to answer
CHGADDPHYS	1	Yes
CHGADDPHYS	2	No, the apartment number is incorrect
CHGADDPHYS	3	No, the zip code is incorrect
CHGADDPHYS	4	No, both the apartment number and zip code are incorrect
CHGADDPHYS	5	No, this is not my address
CPLOG	-8	I don't know
CPLOG	-7	I prefer not to answer
CPLOG	1	Yes
CPLOG	2	No
DELIV_DRIV	-8	I don't know
DELIV_DRIV	-7	I prefer not to answer
DELIV_DRIV	1	Yes
DELIV_DRIV	2	No
DRIVE	-8	I don't know
DRIVE	-7	I prefer not to answer
DRIVE	1	Yes
DRIVE	2	No
EDUC	-8	I don't know
EDUC	-7	I prefer not to answer
EDUC	1	Not a high school graduate, grade 12 or less (this includes very young children)
EDUC	2	High school graduate (high school diploma or GED)
EDUC	3	Some college credit but no degree
EDUC	4	Associate or technical school degree
EDUC	5	Bachelor's or undergraduate degree
EDUC	6	Graduate degree (includes professional degree like PHD, MD, DD, JD)
EDUC	97	Some other degree
EMPTY	-8	I don't know
EMPTY	-7	I prefer not to answer
EMPTY	1	Yes

VARIABLE NAME	VALUE	TEXT
EMPTY	2	No
EMPLYNOJOB	1	[\$YOU_ARE_CAP] not employed
EMPLYNOJOB	2	[\$YOU_HAVE_CAP] at least one job
EMPTYTYPE	-8	I don't know
EMPTYTYPE	-7	I prefer not to answer
EMPTYTYPE	1	Private employer
EMPTYTYPE	2	State/local government
EMPTYTYPE	3	Federal government – civilian
EMPTYTYPE	4	Military
EMPTYTYPE	5	Self-employed
EMPTYTYPE	97	Something else
FINALGFLAG	0	Non-GPS Household
FINALGFLAG	1	GPS HOUSEHOLD
FINALGFLAG	2	Ineligible due to age
FINALGFLAG	3	Refused GPS
FINALGFLAG	4	Travel date too far
FINALGFLAG	9	Unexpected GPS Ineligible
FUTURESURV	-9	Not Ascertained
FUTURESURV	-8	I don't know
FUTURESURV	-7	I prefer not to answer
FUTURESURV	1	Yes
FUTURESURV	2	No
GFLAG	0	Non-GPS Household
GFLAG	1	GPS Household
GPS_ASSOC	1	TRUE
GPSCTRL	0	Recruited
GPSCTRL	1	Shipped
GPSCTRL	2	Not Returned - Refused
GPSCTRL	3	Over-Recruit
GPSCTRL	4	Invalid Address
GPSCTRL	5	Refused on Delivery
GPSCTRL	6	Deployed
GPSCTRL	7	Lost
GPSCTRL	8	Returned - Deployed
GPSCTRL	9	Returned - Refused
GPSCTRL	10	Returned - Delivery Exception
GPSCTRL	11	Returned - Prompted Recall Failure
HASPOBOX	1	Yes
HASPOBOX	2	No
HHINC	-8	I don't know
HHINC	-7	I prefer not to answer
HHINC	1	Less than \$15,000
HHINC	2	\$15,000 to \$24,999
HHINC	3	\$25,000 to \$34,999
HHINC	4	\$35,000 to \$49,999
HHINC	5	\$50,000 to \$74,999
HHINC	6	\$75,000 to \$99,999
HHINC	7	\$100,000 to \$124,999
HHINC	8	\$125,000 to \$149,999
HHINC	9	\$150,000 or more
HHINC_I	1	Less than \$15,000
HHINC_I	2	\$15,000 to \$24,999
HHINC_I	3	\$25,000 to \$34,999
HHINC_I	4	\$35,000 to \$49,999
HHINC_I	5	\$50,000 to \$74,999
HHINC_I	6	\$75,000 to \$99,999
HHINC_I	7	\$100,000 to \$124,999
HHINC_I	8	\$125,000 to \$149,999
HHINC_I	9	\$150,000 or more
HHINC2	-8	I don't know
HHINC2	-7	I prefer not to answer

VARIABLE NAME	VALUE	TEXT
HHINC2	1	Less than \$25,000
HHINC2	2	\$25,000 to \$49,999
HHINC2	3	\$50,000 to \$74,999
HHINC2	4	\$75,000 or more
HHSIZ	-8	I don't know
HHSIZ	-7	I prefer not to answer
HHVEH	-8	I don't know
HHVEH	-7	I prefer not to answer
HHVEH_USED	-9	Not Ascertained
HHVEH_USED	-8	I don't know
HHVEH_USED	-7	I prefer not to answer
HHVEH_USED	1	Yes
HHVEH_USED	2	No
HOMEOWN	-8	I don't know
HOMEOWN	-7	I prefer not to answer
HOMEOWN	1	Own without mortgage
HOMEOWN	2	Own with mortgage
HOMEOWN	3	Rent
HOMEOWN	4	Occupied without payment of rent
HOMEOWN	97	Some other arrangement
HVLOG	-8	I don't know
HVLOG	-7	I prefer not to answer
HVLOG	1	Yes
HVLOG	2	No
INDUS	-8	I don't know
INDUS	-7	I prefer not to answer
INDUS	11	Agriculture, forestry, fishing and hunting
INDUS	21	Mining, quarrying, and oil and gas extraction
INDUS	22	Utilities
INDUS	23	Construction
INDUS	31	Manufacturing
INDUS	42	Wholesale trade
INDUS	44	Retail trade
INDUS	48	Transportation and warehousing
INDUS	51	Information
INDUS	52	Finance and insurance
INDUS	53	Real estate, rental and leasing
INDUS	54	Professional, scientific and technical services
INDUS	55	Management of companies and enterprises
INDUS	56	Administration and support of waste management and remediation services
INDUS	61	Educational services
INDUS	62	Healthcare and social assistance
INDUS	71	Arts, entertainment, and recreation
INDUS	72	Food and drinking establishments
INDUS	81	Other services (except public administration)
INDUS	92	Public administration
INDUS	97	Something else
IS_TRIP	0	No
IS_TRIP	1	Yes
JOBS	-8	I don't know
JOBS	-7	I prefer not to answer
LIFECYCLE	1	Household has 1 adult, no children and no retired persons
LIFECYCLE	2	Household has 2 or more adults, no children and no retired persons
LIFECYCLE	3	Household has 1 adult and the youngest child is 0 to 4 years old
LIFECYCLE	4	Household has 2 or more adults and the youngest child is 0 to 4 years old
LIFECYCLE	5	Household has one adult and the youngest child is 5 to 17 years old
LIFECYCLE	6	Household has 2 or more adults and the youngest child is 5 to 17 years old
LIFECYCLE	7	Household has 2 adults and the age gap is 15 years or more
LIFECYCLE	8	Household has 2 or more adults and the age gap for any two members is 15 years or more
LIFECYCLE	9	Household has 1 or more adults with no children and all adults are retired
LIFECYCLE	10	Too many item non-response cases to impute relationships

VARIABLE NAME	VALUE	TEXT
LD_12MTH	-8	I don't know
LD_12MTH	-7	I prefer not to answer
LD_12MTH2	-8	I don't know
LD_12MTH2	-7	I prefer not to answer
LD_12MTH2	1	Yes
LD_12MTH2	2	No
LD_3MTH	-8	I don't know
LD_3MTH	-7	I prefer not to answer
LD_3MTH2	-8	I don't know
LD_3MTH2	-7	I prefer not to answer
LD_3MTH2	1	Yes
LD_3MTH2	2	No
LD_DMODE	-8	I don't know
LD_DMODE	-7	I prefer not to answer
LD_DMODE	0	None
LD_DMODE	1	Walk
LD_DMODE	2	Bicycle
LD_DMODE	3	Motorcycle/moped
LD_DMODE	4	Auto/van/truck
LD_DMODE	6	Carpool/vanpool
LD_DMODE	7	School bus
LD_DMODE	8	Public transit – local bus, subway, elevated train, light rail
LD_DMODE	9	Dial-a-ride/paratransit
LD_DMODE	10	Private bus or shuttle
LD_DMODE	11	Taxi/limo
LD_DMODE	12	Train/Amtrak
LD_DMODE	13	Detroit People Mover
LD_DMODE	14	Airplane
LD_DMODE	15	Boat/ferry
LD_DMODE	97	Something else
LD_HHMEM	-8	I don't know
LD_HHMEM	-7	I prefer not to answer
LD_HHMEM	1	[\$FNAME:R1]
LD_HHMEM	2	[\$FNAME:R2]
LD_HHMEM	3	[\$FNAME:R3]
LD_HHMEM	4	[\$FNAME:R4]
LD_HHMEM	5	[\$FNAME:R5]
LD_HHMEM	6	[\$FNAME:R6]
LD_HHMEM	7	[\$FNAME:R7]
LD_HHMEM	8	[\$FNAME:R8]
LD_HHMEM	9	[\$FNAME:R9]
LD_HHMEM	10	[\$FNAME:R10]
LD_HHMEM	11	[\$FNAME:R11]
LD_HHMEM	12	[\$FNAME:R12]
LD_INTRO	-9	Not Ascertained
LD_INTRO	-8	I don't know
LD_INTRO	-7	I prefer not to answer
LD_INTRO	1	Yes
LD_INTRO	2	No
LD_MODE	-8	I don't know
LD_MODE	-7	I prefer not to answer
LD_MODE	1	Walk
LD_MODE	2	Bicycle
LD_MODE	3	Motorcycle/moped
LD_MODE	4	Auto/van/truck
LD_MODE	5	Auto/van/truck (as the passenger)
LD_MODE	6	Carpool/vanpool
LD_MODE	7	School bus
LD_MODE	8	Public transit – local bus, subway, elevated train, light rail
LD_MODE	9	Dial-a-ride/paratransit
LD_MODE	10	Private bus or shuttle

VARIABLE NAME	VALUE	TEXT
LD_MODE	11	Taxi/limo
LD_MODE	12	Train/Amtrak
LD_MODE	13	Detroit People Mover
LD_MODE	14	Airplane
LD_MODE	15	Boat/ferry
LD_MODE	97	Something else
LD_MODE2	-8	I don't know
LD_MODE2	-7	I prefer not to answer
LD_MODE2	0	No other types of transportation
LD_MODE2	1	Walk
LD_MODE2	2	Bicycle
LD_MODE2	3	Motorcycle/moped
LD_MODE2	4	Auto/van/truck
LD_MODE2	5	Auto/van/truck (as the passenger)
LD_MODE2	6	Carpool/vanpool
LD_MODE2	7	School bus
LD_MODE2	8	Public transit – local bus, subway, elevated train, light rail
LD_MODE2	9	Dial-a-ride/paratransit
LD_MODE2	10	Private bus or shuttle
LD_MODE2	11	Taxi/limo
LD_MODE2	12	Train/Amtrak
LD_MODE2	13	Detroit People Mover
LD_MODE2	14	Airplane
LD_MODE2	15	Boat/ferry
LD_MODE2	97	Something else
LD_REAS	-8	I don't know
LD_REAS	-7	I prefer not to answer
LD_REAS	1	Work/business
LD_REAS	2	School-related
LD_REAS	3	Vacation
LD_REAS	4	Social
LD_REAS	5	Sightseeing
LD_REAS	6	Recreation
LD_REAS	7	Entertainment
LD_REAS	8	Shopping
LD_REAS	9	Family/personal reasons
LD_REAS	10	Religious
LD_REAS	11	Medical
LD_REAS	97	Something else
LIC	-8	I don't know
LIC	-7	I prefer not to answer
LIC	1	Yes
LIC	2	No
LNGTRP	-8	I don't know
LNGTRP	-7	I prefer not to answer
LNGTRP	1	Yes
LNGTRP	2	No
LNGTRP_R	-8	I don't know
LNGTRP_R	-7	I prefer not to answer
LNGTRP_R	1	Weather (e.g., rain or snow)
LNGTRP_R	2	Construction
LNGTRP_R	3	An accident
LNGTRP_R	4	Traffic congestion
LNGTRP_R	97	Something else
LOCTYPE	1	HOME
LOCTYPE	2	WORK
LOCTYPE	3	SCHOOL
LOCTYPE	4	OTHER
MODE	-8	I don't know
MODE	-7	I prefer not to answer
MODE	1	Walk

VARIABLE NAME	VALUE	TEXT
MODE	2	Bicycle
MODE	3	Motorcycle/moped
MODE	4	Auto / van / truck (as the driver)
MODE	5	Auto / van / truck (as the passenger)
MODE	6	Carpool/vanpool
MODE	7	School bus
MODE	8	Public transit – local bus
MODE	9	Dial-a-ride/paratransit
MODE	10	Private bus or shuttle
MODE	11	Taxi/limo
MODE	12	Train/Amtrak
MODE	13	Detroit People Mover
MODE	14	Airplane
MODE	15	Boat/ferry
MODE	97	Something Else
NODRIVE	-8	I don't know
NODRIVE	-7	I prefer not to answer
NODRIVE	1	Owning/maintaining a car is too expensive
NODRIVE	2	Insurance is too expensive
NODRIVE	3	Driving makes [YOU1] nervous
NODRIVE	4	Medical/physical limitations
NODRIVE	5	[PREFER] alternative types of transportation (public transportation, taxi, rideshare, etc.)
NODRIVE	97	Something else
NOGOWHY	-8	I don't know
NOGOWHY	-7	I prefer not to answer
NOGOWHY	1	Personally sick
NOGOWHY	2	Vacation or personal day
NOGOWHY	3	Caretaking
NOGOWHY	4	Home-bound elderly or disabled
NOGOWHY	5	Worked at home (for pay)
NOGOWHY	6	Not scheduled to work
NOGOWHY	7	Worked around home (not for pay)
NOGOWHY	8	Out of area
NOGOWHY	9	No transportation available
NOGOWHY	10	No longer a household resident
NOGOWHY	97	Something else
NOLIC	-8	I don't know
NOLIC	-7	I prefer not to answer
NOLIC	1	Owning/maintaining a car is too expensive
NOLIC	2	Insurance is too expensive
NOLIC	3	Do not need a driver's license
NOLIC	4	Suspended/revoked
NOLIC	5	Medical/physical limitations
NOLIC	6	Prefer alternative types of transportation (public transportation, taxi, rideshare, etc.)
NOLIC	97	Something else
PERCOMP	0	Person did not complete survey
PERCOMP	1	Person completed survey
PERTYPE	-9	Not Ascertained
PERTYPE	1	Full-time Worker
PERTYPE	2	Part-time Worker
PERTYPE	3	University Student
PERTYPE	4	Non-worker
PERTYPE	5	Retiree
PERTYPE	6	Driving Age Child
PERTYPE	7	Pre-driving Age Child
PERTYPE	8	Preschool Child
POBOXFLAG	0	Non-PO Box
POBOXFLAG	1	PO Box
RECMODE	0	Not worked
RECMODE	1	CATI
RECMODE	2	Web

VARIABLE NAME	VALUE	TEXT
REGION	1	Southeast Michigan Council of Governments (SEMCOG) minus Washtenaw County (WATS)
REGION	2	Southern Michigan Rural
REGION	3	Northern Michigan Rural
REGION	4	Small Cities
REGION	5	Grand Valley Metropolitan Council (GVMC)
REGION	6	Tri-County Regional Planning Commission (TCRPC)
REGION	7	Genesee County Metropolitan Planning Commission (GCMPC)
REGION	8	Great Lakes Bay Region (GLBR)
REGION	9	Washtenaw Area Transportation Study (WATS)
REGION	10	Kalamazoo Area Transportation Study (KATS)
REGION	11	West Michigan Metropolitan Transportation Planning Program (WestPlan)
REGION	12	Jackson Area Comprehensive Transportation Study (JACTS)
REGION	13	Twin Cities Area Transportation Study (TwinCATS) and Nilles/Buchanan/Cass Area Transportation Study (NATS)
REGION	14	Macatawa Area Coordinating Council (MACC)
REGION	15	Battle Creek Area Transportation Study (BCATS)
REGION	16	Traverse City (TVC)
REGION	17	Eastern Wayne
REGION	18	Western Wayne
REGION	19	Oakland
REGION	20	Macomb
REGION	21	Monroe
REGION	22	St. Clair
REGION	23	Livingston
RETMODE	0	Not worked
RETMODE	1	CATI
RETMODE	2	Web
SCHOL	-8	I don't know
SCHOL	-7	I prefer not to answer
SCHOL	1	Daycare
SCHOL	2	Nursery/Pre-school
SCHOL	3	Kindergarten to 8th grade
SCHOL	4	9th – 12th grade
SCHOL	5	Vocational/Technical school
SCHOL	6	2-year college (community college)
SCHOL	7	4-year college or university
SCHOL	8	Graduate/Professional school
SCHOL	97	Something else
SEX	-8	I don't know
SEX	-7	I prefer not to answer
SEX	1	Male
SEX	2	Female
SLOC	-8	I don't know
SLOC	-7	I prefer not to answer
SLOC	1	Yes
SLOC	2	No
SMODE	-8	I don't know
SMODE	-7	I prefer not to answer
SMODE	1	Walk
SMODE	2	Bicycle
SMODE	3	Motorcycle/moped
SMODE	4	Auto/van/truck (as the driver)
SMODE	5	Auto/van/truck (as the passenger)
SMODE	6	Carpool/vanpool
SMODE	7	School bus
SMODE	8	Public transit – local bus
SMODE	9	Dial-a-ride/paratransit
SMODE	10	Private bus or shuttle
SMODE	11	Taxi/limo
SMODE	12	Train/Amtrak
SMODE	13	Detroit People Mover
SMODE	14	Airplane

VARIABLE NAME	VALUE	TEXT
SMODE	15	Boat/ferry
SMODE	16	[\$!_DO] not travel to school
SMODE	97	Something else
SPONSOR	1	Michigan Department of Transportation
SPONSOR	2	Michigan Department of Transportation and the Southeast Michigan Council of Governments
SPONSOR	3	Southeast Michigan Council of Governments
STUDE	-8	I don't know
STUDE	-7	I prefer not to answer
STUDE	1	Yes - Full Time
STUDE	2	Yes - Part Time
STUDE	3	No
SWEB	-8	I don't know
SWEB	-7	I prefer not to answer
SWEB	1	Yes
SWEB	2	No
TCOFF	-8	I don't know
TCOFF	-7	I prefer not to answer
TCOFF	1	Yes
TCOFF	2	No
TOUR_TYPE	1	Home-based Tour
TOUR_TYPE	2	Work-based Subtour
TPURP	-8	I don't know
TPURP	-7	I prefer not to answer
TPURP	1	01. Typical home activities
TPURP	2	02. Working at home (paid)
TPURP	3	03. Work at fixed work location
TPURP	4	04. Work at non-fixed work location
TPURP	5	05. Work related (off-site meeting)
TPURP	6	06. School/studying
TPURP	7	07. Volunteering
TPURP	8	08. Major purchase shopping (appliances, cars, home furnishings)
TPURP	9	09. Other routine shopping (grocery, clothing)
TPURP	10	10. Drive-thru food or errands
TPURP	11	11. Vehicle service (gas, maintenance)
TPURP	12	12. Health care visit
TPURP	13	13. Other non-shopping errands
TPURP	14	14. Eat out
TPURP	15	15. Socialize with friends/relatives
TPURP	16	16. Religious or community event
TPURP	17	17. Exercise or recreation
TPURP	18	18. Attend major special event
TPURP	19	19. Drop off/pick up passenger
TPURP	20	20. Change travel mode/transfer
TPURP	97	Something else
TPURP2	-8	I don't know
TPURP2	-7	I prefer not to answer
TPURP2	0	00. Nothing else
TPURP2	1	01. Typical home activities
TPURP2	2	02. Working at home (paid)
TPURP2	3	03. Work at fixed work location
TPURP2	4	04. Work at non-fixed work location
TPURP2	5	05. Work related (off-site meeting)
TPURP2	6	06. School/studying
TPURP2	7	07. Volunteering
TPURP2	8	08. Major purchase shopping (appliances, cars, home furnishings)
TPURP2	9	09. Other routine shopping (grocery, clothing)
TPURP2	10	10. Drive-thru food or errands
TPURP2	11	11. Vehicle service (gas, maintenance)
TPURP2	12	12. Health care visit
TPURP2	13	13. Other non-shopping errands
TPURP2	14	14. Eat out

VARIABLE NAME	VALUE	TEXT
TPURP2	15	15. Socialize with friends/relatives
TPURP2	16	16. Religious or community event
TPURP2	17	17. Exercise or recreation
TPURP2	18	18. Attend major special event
TPURP2	19	19. Drop off/pick up passenger
TPURP2	20	20. Change travel mode/transfer
TPURP2	97	Something else
TRAVDAY	2	Monday
TRAVDAY	3	Tuesday
TRAVDAY	4	Wednesday
TRAVDAY	5	Thursday
WKSTAT	-8	I don't know
WKSTAT	-7	I prefer not to answer
WKSTAT	0	Worker, including self employed
WKSTAT	1	Retired
WKSTAT	2	Homemaker
WKSTAT	3	Unemployed but looking for work
WKSTAT	4	Unemployed, not seeking employment
WKSTAT	5	Student (part-time or full-time)
WKSTAT	6	Disabled non-worker
WKSTAT	97	Something else
WMODE	-8	I don't know
WMODE	-7	I prefer not to answer
WMODE	1	Walk
WMODE	2	Bicycle
WMODE	3	Motorcycle/moped
WMODE	4	Auto/van/truck (as the driver)
WMODE	5	Auto/van/truck (as the passenger)
WMODE	6	Carpool/vanpool
WMODE	7	School bus
WMODE	8	Public transit – local bus
WMODE	9	Dial-a-ride/paratransit
WMODE	10	Private bus or shuttle
WMODE	11	Taxi/limo
WMODE	12	Train/Amtrak
WMODE	13	Detroit People Mover
WMODE	14	Airplane
WMODE	15	Boat/ferry
WMODE	16	[\$!_DO] not travel to work
WMODE	97	Something else
WPLACE	-8	I don't know
WPLACE	-7	I prefer not to answer
WPLACE	1	Same work place every day
WPLACE	2	Work from home
WPLACE	3	No fixed work place

Appendix II

Codebook

Michigan Statewide Household Travel Survey - MTCIII

Longdist File Codebook

July 20, 2016

Prepared For
Michigan Department of Transportation
Bureau of Transportation Planning
425 Ottawa Street
Lansing, MI 48909

Prepared By
Westat
An Employee-Owned Research Corporation®
1600 Research Boulevard
Rockville, MD 20850-3129

Variable Name: SAMPNO Sample identifier

Codes	Responses	Frequency	Percentage
{range}	NA	17,402	100
		17,402	100

Variable Name: LDTRIPNO Long Distance Trip Number

Codes	Responses	Frequency	Percentage
1	NA	9,961	57.2
2	NA	4,041	23.2
3	NA	1,717	9.9
4	NA	788	4.5
5	NA	406	2.3
6	NA	217	1.2
7	NA	121	0.7
8	NA	64	0.4
9	NA	35	0.2
10	NA	23	0.1
11	NA	14	0.1
12	NA	7	0.0
13	NA	5	0.0
14	NA	3	0.0
		17,402	100.0

Variable Name: LD_DEP_DT LD Departure Date

Codes	Responses	Frequency	Percentage
{range}	NA	17,402	100
		17,402	100

Variable Name: LD_RET_DT Return Date

Codes	Responses	Frequency	Percentage
{range}	NA	17,402	100
		17,402	100

Variable Name: LD_HHMEM Household members on long distance trip

Codes	Responses	Frequency	Percentage
-8	I don't know	4	0.0
-7	I prefer not to answer	3,750	21.5
1	[\$FNAME:R1]	3,122	17.9
1,2	NA	6,081	34.9
1,2,3	NA	802	4.6
1,2,3,4	NA	760	4.4
1,2,3,4,5	NA	227	1.3
1,2,3,4,5,6	NA	60	0.3
1,2,3,4,5,6,7	NA	15	0.1
1,2,3,4,5,6,7,8	NA	1	0.0
1,2,3,4,5,6,7,8,9	NA	3	0.0
1,2,3,4,6	NA	2	0.0
1,2,3,5	NA	8	0.0
1,2,3,5,6	NA	5	0.0
1,2,3,5,6,7	NA	1	0.0
1,2,3,6	NA	1	0.0
1,2,4	NA	91	0.5
1,2,4,5	NA	28	0.2
1,2,4,5,6	NA	3	0.0
1,2,4,5,6,7	NA	2	0.0
1,2,4,5,6,7,8	NA	1	0.0
1,2,4,6	NA	1	0.0
1,2,5	NA	13	0.1
1,2,5,6	NA	2	0.0
1,2,5,6,7	NA	2	0.0
1,2,6	NA	1	0.0
1,2,6,9	NA	2	0.0
1,2,8	NA	1	0.0
1,3	NA	232	1.3
1,3,4	NA	119	0.7
1,3,4,5	NA	23	0.1
1,3,4,5,6	NA	8	0.0
1,3,4,5,6,7,8	NA	1	0.0
1,3,5	NA	4	0.0
1,3,5,6	NA	1	0.0
1,3,5,6,7,8,9	NA	1	0.0
1,3,6	NA	2	0.0

Codes	Responses	Frequency	Percentage
1,3,7	NA	1	0.0
1,4	NA	55	0.3
1,4,5	NA	8	0.0
1,4,7	NA	1	0.0
1,5	NA	14	0.1
1,5,6	NA	1	0.0
1,5,6,7,8	NA	1	0.0
2	[\$FNAME:R2]	1,461	8.4
2,3	NA	96	0.6
2,3,4	NA	30	0.2
2,3,4,5	NA	7	0.0
2,3,4,6	NA	2	0.0
2,3,5	NA	1	0.0
2,3,5,6	NA	2	0.0
2,4	NA	27	0.2
2,4,5	NA	2	0.0
2,5	NA	2	0.0
2,6	NA	1	0.0
3	[\$FNAME:R3]	220	1.3
3,4	NA	26	0.1
3,4,5	NA	3	0.0
3,4,7,8	NA	1	0.0
3,5	NA	1	0.0
3,6	NA	1	0.0
4	[\$FNAME:R4]	46	0.3
4,5	NA	4	0.0
4,6	NA	1	0.0
5	[\$FNAME:R5]	7	0.0
		17,402	100.0

Variable Name: LD_HHMEMCT Count of household members on long distance trip

Codes	Responses	Frequency	Percentage
NA	APPROPRIATE SKIP	3,737	-
1	NA	4,873	35.7
2	NA	6,541	47.9
3	NA	1,080	7.9
4	NA	838	6.1
5	NA	248	1.8

Codes	Responses	Frequency	Percentage
6	NA	63	0.5
7	NA	18	0.1
8	NA	1	0.0
9	NA	3	0.0
		17,402	100.0

Variable Name: LD_REAS Primary Reason for Long Distance Trip

Codes	Responses	Frequency	Percentage
NA	APPROPRIATE SKIP	2	-
-8	I don't know	1	0.0
-7	I prefer not to answer	28	0.2
1	Work/business	2,556	14.7
2	School-related	345	2.0
3	Vacation	4,034	23.2
4	Social	1,453	8.4
5	Sightseeing	494	2.8
6	Recreation	1,596	9.2
7	Entertainment	837	4.8
8	Shopping	392	2.3
9	Family/personal reasons	4,806	27.6
10	Religious	204	1.2
11	Medical	446	2.6
97	Something else	208	1.2
		17,402	100.0

Variable Name: LD_REAS_O Other, Reason for Long Distance Trip

Codes	Responses	Frequency	Percentage
NA	APPROPRIATE SKIP	17,194	-
	CHANGE TRAVEL MODE	8	3.8
	DROP OFF / PICK UP PASSENGER	47	22.6
	ERRAND	97	46.6
	MOVING	15	7.2
	VOLUNTEERING	41	19.7
		17,402	100.0

Variable Name: LD_MODE Transportation to LD Destination

Codes	Responses	Frequency	Percentage
NA	APPROPRIATE SKIP	2	-
-7	I prefer not to answer	4	0.0
1	Walk	2	0.0
2	Bicycle	1	0.0
3	Motorcycle/moped	99	0.6
4	Auto/van/truck	14,411	82.8
6	Carpool/vanpool	372	2.1
7	School bus	19	0.1
8	Public transit local bus, subway, elevated train, light rail	43	0.2
9	Dial-a-ride/paratransit	4	0.0
10	Private bus or shuttle	222	1.3
11	Taxi/limo	9	0.1
12	Train/Amtrak	138	0.8
14	Airplane	2,036	11.7
15	Boat/ferry	34	0.2
97	Something else	6	0.0
		17,402	100.0

Variable Name: LD_MODE_O Other, Transportation to LD Destination

Codes	Responses	Frequency	Percentage
NA	APPROPRIATE SKIP	17,396	-
OFF-ROAD VEHICLE	NA	6	100.0
		17,402	100.0

Variable Name: LD_MODE2 2nd Type of Transportation to LD Dest

Codes	Responses	Frequency	Percentage
{range}	I prefer not to answer	17,402	100
		17,402	100

Variable Name: LD_MODE2_O Other, 2nd Type of Transportation to LD Dest

Codes	Responses	Frequency	Percentage
NA	APPROPRIATE SKIP	17,379	-
ANIMAL-POWERED TRANSPORT	NA	4	17.4
OFF-ROAD VEHICLE	NA	11	47.8
UTILITY VEHICLE	NA	8	34.8
		17,402	100.0

Variable Name: LD_DMODE Types of transportation used on LD Trip

Codes	Responses	Frequency	Percentage
{range}	Something else	17,402	100
		17,402	100

Variable Name: LD_DMODE_O Other, types of transportation used on LD Trip

Codes	Responses	Frequency	Percentage
NA	APPROPRIATE SKIP	17,247	-
ANIMAL-POWERED TRANSPORT	NA	36	23.2
MOBILITY AID	NA	2	1.3
OFF-ROAD VEHICLE	NA	51	32.9
OTHER PERSONAL TRANSPORT	NA	14	9.0
UTILITY VEHICLE	NA	52	33.5
		17,402	100.0

Variable Name: LD_3MTH Number of Times in Last 3 Months

Codes	Responses	Frequency	Percentage
NA	APPROPRIATE SKIP	2	-
-8	I don't know	91	0.5
-7	I prefer not to answer	62	0.4
1	NA	12,889	74.1
2	NA	2,230	12.8
3	NA	1,029	5.9
4	NA	365	2.1
5	NA	202	1.2
6	NA	188	1.1
7	NA	49	0.3
8	NA	53	0.3

Codes	Responses	Frequency	Percentage
9	NA	17	0.1
10	NA	50	0.3
11	NA	17	0.1
12	NA	82	0.5
13	NA	5	0.0
14	NA	5	0.0
15	NA	11	0.1
16	NA	5	0.0
18	NA	3	0.0
20	NA	9	0.1
22	NA	1	0.0
24	NA	4	0.0
25	NA	1	0.0
26	NA	1	0.0
27	NA	1	0.0
30	NA	5	0.0
35	NA	2	0.0
36	NA	5	0.0
39	NA	1	0.0
40	NA	2	0.0
53	NA	1	0.0
60	NA	6	0.0
61	NA	2	0.0
63	NA	1	0.0
64	NA	1	0.0
75	NA	1	0.0
80	NA	1	0.0
90	NA	1	0.0
99	NA	1	0.0
		17,402	100.0

Variable Name: LD_12MTH Number of Times in Last 12 Months

Codes	Responses	Frequency	Percentage
NA	APPROPRIATE SKIP	2	-
-8	I don't know	467	2.7
-7	I prefer not to answer	79	0.5
1	NA	7,849	45.1
2	NA	2,865	16.5

Codes	Responses	Frequency	Percentage
3	NA	1,713	9.8
4	NA	1,127	6.5
5	NA	716	4.1
6	NA	656	3.8
7	NA	200	1.1
8	NA	312	1.8
9	NA	115	0.7
10	NA	273	1.6
11	NA	57	0.3
12	NA	309	1.8
13	NA	25	0.1
14	NA	35	0.2
15	NA	126	0.7
16	NA	45	0.3
17	NA	7	0.0
18	NA	19	0.1
19	NA	2	0.0
20	NA	96	0.6
21	NA	2	0.0
22	NA	3	0.0
23	NA	2	0.0
24	NA	61	0.4
25	NA	42	0.2
26	NA	6	0.0
27	NA	5	0.0
28	NA	5	0.0
29	NA	1	0.0
30	NA	43	0.2
32	NA	3	0.0
33	NA	1	0.0
35	NA	8	0.0
36	NA	5	0.0
37	NA	1	0.0
38	NA	2	0.0
40	NA	20	0.1
42	NA	1	0.0
45	NA	11	0.1
46	NA	1	0.0
48	NA	13	0.1
50	NA	27	0.2
52	NA	3	0.0

Codes	Responses	Frequency	Percentage
53	NA	1	0.0
54	NA	2	0.0
55	NA	1	0.0
56	NA	1	0.0
60	NA	3	0.0
61	NA	1	0.0
62	NA	1	0.0
70	NA	1	0.0
75	NA	2	0.0
80	NA	3	0.0
96	NA	2	0.0
100	NA	4	0.0
110	NA	1	0.0
120	NA	4	0.0
135	NA	1	0.0
144	NA	3	0.0
145	NA	1	0.0
230	NA	1	0.0
240	NA	3	0.0
255	NA	1	0.0
300	NA	1	0.0
320	NA	1	0.0
350	NA	1	0.0
365	NA	1	0.0
		17,402	100.0

Variable Name: LD_3MTH2 Last 3 Months Confirmation

Codes	Responses	Frequency	Percentage
NA	APPROPRIATE SKIP	17,377	-
1	Yes	25	100.0
		17,402	100.0

Variable Name: LD_12MTH2 Last 12 Months Confirmation

Codes	Responses	Frequency	Percentage
NA	APPROPRIATE SKIP	17,383	-
1	Yes	19	100.0

Codes	Responses	Frequency	Percentage
		17,402	100.0

Variable Name: PROXYPERNO Proxy person identifier

Codes	Responses	Frequency	Percentage
NA	APPROPRIATE SKIP	3,737	-
1	NA	12,480	91.3
2	NA	1,113	8.1
3	NA	62	0.5
4	NA	9	0.1
5	NA	1	0.0
		17,402	100.0

Variable Name: LOCNAME Name of location

Codes	Responses	Frequency	Percentage
{range}	NA	17,402	100
		17,402	100

Variable Name: CITY City of location

Codes	Response	Frequency	Percentage
	APPROPRIATE SKIP	408	0
	{range}	16,994	100
		17,402	100

Variable Name: STATE State

Codes	Response	Frequency	Percentage
	APPROPRIATE SKIP	92	0
	{range}	17,310	100
		17,402	100

Variable Name: ZIP ZIP code of location

Codes	Response	Frequency	Percentage
	APPROPRIATE SKIP	9,613	0
	{range}	7,789	100
		17,402	100

Variable Name: COUNTRY Country

Codes	Responses	Frequency	Percentage
NA	APPROPRIATE SKIP	5	-
Aruba	NA	3	0.0
Australia	NA	1	0.0
Austria	NA	2	0.0
Bangladesh	NA	1	0.0
Belize	NA	2	0.0
Bermuda	NA	1	0.0
Brazil	NA	3	0.0
British Virgin Islands	NA	2	0.0
Bulgaria	NA	1	0.0
Canada	NA	263	1.5
Canadá	NA	1	0.0
Caribbean Netherlands	NA	2	0.0
Cayman Islands	NA	2	0.0
Chile	NA	1	0.0
China	NA	6	0.0
Colombia	NA	2	0.0
Costa Rica	NA	7	0.0
Cuba	NA	1	0.0
Curaçao	NA	1	0.0
Cyprus	NA	1	0.0
Czech Republic	NA	2	0.0
Denmark	NA	1	0.0
Dominica	NA	1	0.0
Dominican Republic	NA	8	0.0
Estados Unidos	NA	2	0.0
France	NA	13	0.1
Germany	NA	11	0.1
Ghana	NA	1	0.0
Guatemala	NA	2	0.0
Haiti	NA	1	0.0
Honduras	NA	3	0.0

Codes	Responses	Frequency	Percentage
Hong Kong	NA	2	0.0
Hungary	NA	3	0.0
Iceland	NA	1	0.0
India	NA	2	0.0
Ireland	NA	4	0.0
Italy	NA	6	0.0
Jamaica	NA	5	0.0
Japan	NA	4	0.0
Kenya	NA	1	0.0
Lebanon	NA	1	0.0
Malaysia	NA	2	0.0
Mexico	NA	43	0.2
Nepal	NA	2	0.0
Netherlands	NA	2	0.0
New Zealand	NA	1	0.0
Nicaragua	NA	1	0.0
Norway	NA	1	0.0
Panama	NA	2	0.0
Philippines	NA	1	0.0
Poland	NA	2	0.0
Portugal	NA	3	0.0
Puerto Rico	NA	8	0.0
Republic of Indonesia	NA	1	0.0
Romania	NA	3	0.0
Russia	NA	2	0.0
Saint Lucia	NA	1	0.0
Sint Maarten	NA	1	0.0
South Africa	NA	3	0.0
South Korea	NA	1	0.0
Spain	NA	3	0.0
Sweden	NA	1	0.0
Switzerland	NA	2	0.0
Taiwan	NA	2	0.0
Tanzania	NA	2	0.0
Thailand	NA	3	0.0
The Bahamas	NA	9	0.1
Turks and Caicos Islands	NA	1	0.0
U.S. Virgin Islands	NA	2	0.0
USA	NA	1	0.0
Ukraine	NA	1	0.0
United Kingdom	NA	21	0.1

Codes	Responses	Frequency	Percentage
United States	NA	16,890	97.1
Uruguay	NA	1	0.0
États-Unis	NA	1	0.0
		17,402	100.0

Variable Name: LATITUDE Y Coordinate

Codes	Responses	Frequency	Percentage
{range}	NA	17,402	100
		17,402	100

Variable Name: LONGITUDE X Coordinate

Codes	Responses	Frequency	Percentage
{range}	NA	17,402	100
		17,402	100

Variable Name: GEOCODE_TY Geocode type of location

Codes	Responses	Frequency	Percentage
{range}	NA	17,402	100
		17,402	100

Michigan Statewide Household Travel Survey - MTCIII

Place File Codebook

July 20, 2016

Prepared For
Michigan Department of Transportation
Bureau of Transportation Planning
425 Ottawa Street
Lansing, MI 48909

Prepared By
Westat
An Employee-Owned Research Corporation®
1600 Research Boulevard
Rockville, MD 20850-3129

Variable Name: SAMPNO Sample identifier

Codes	Responses	Frequency	Percentage
{range}	NA	182,822	100
		182,822	100

Variable Name: PERNO Person identifier

Codes	Responses	Frequency	Percentage
1	NA	92,398	50.5
2	NA	55,746	30.5
3	NA	18,769	10.3
4	NA	10,664	5.8
5	NA	3,660	2.0
6	NA	1,155	0.6
7	NA	303	0.2
8	NA	80	0.0
9	NA	34	0.0
10	NA	6	0.0
11	NA	5	0.0
12	NA	2	0.0
		182,822	100.0

Variable Name: PROXYPERNO Proxy person identifier

Codes	Responses	Frequency	Percentage
NA	APPROPRIATE SKIP	120,049	-
1	NA	58,944	93.9
2	NA	3,451	5.5
3	NA	318	0.5
4	NA	33	0.1
5	NA	14	0.0
6	NA	9	0.0
7	NA	1	0.0
9	NA	3	0.0
		182,822	100.0

Variable Name: PLACENO Place Number

Codes	Responses	Frequency	Percentage
1	NA	36,891	20.2
2	NA	32,909	18.0
3	NA	32,539	17.8
4	NA	23,439	12.8
5	NA	18,974	10.4
6	NA	12,692	6.9
7	NA	8,909	4.9
8	NA	5,743	3.1
9	NA	3,839	2.1
10	NA	2,451	1.3
11	NA	1,608	0.9
12	NA	1,015	0.6
13	NA	606	0.3
14	NA	364	0.2
15	NA	234	0.1
16	NA	170	0.1
17	NA	116	0.1
18	NA	77	0.0
19	NA	56	0.0
20	NA	35	0.0
21	NA	22	0.0
22	NA	17	0.0
23	NA	14	0.0
24	NA	13	0.0
25	NA	9	0.0
26	NA	9	0.0
27	NA	7	0.0
28	NA	5	0.0
29	NA	3	0.0
30	NA	3	0.0
31	NA	3	0.0
32	NA	3	0.0
33	NA	3	0.0
34	NA	3	0.0
35	NA	3	0.0
36	NA	3	0.0
37	NA	3	0.0
38	NA	3	0.0
39	NA	2	0.0
40	NA	2	0.0
41	NA	2	0.0

Codes	Responses	Frequency	Percentage
42	NA	2	0.0
43	NA	2	0.0
44	NA	2	0.0
45	NA	2	0.0
46	NA	2	0.0
47	NA	2	0.0
48	NA	2	0.0
49	NA	2	0.0
50	NA	1	0.0
51	NA	1	0.0
52	NA	1	0.0
53	NA	1	0.0
54	NA	1	0.0
55	NA	1	0.0
56	NA	1	0.0
		182,822	100.0

Variable Name: LOCNO Household location identifier

Codes	Responses	Frequency	Percentage
100	NA	84,369	46.1
102	NA	8,652	4.7
103	NA	362	0.2
202	NA	6,023	3.3
203	NA	1,131	0.6
302	NA	783	0.4
303	NA	5,284	2.9
402	NA	154	0.1
403	NA	2,821	1.5
502	NA	48	0.0
503	NA	853	0.5
602	NA	13	0.0
603	NA	198	0.1
702	NA	4	0.0
703	NA	30	0.0
802	NA	9	0.0
803	NA	9	0.0
902	NA	1	0.0
903	NA	2	0.0

Codes	Responses	Frequency	Percentage
1000000	NA	20,199	11.0
1000001	NA	15,881	8.7
1000002	NA	11,806	6.5
1000003	NA	8,214	4.5
1000004	NA	5,553	3.0
1000005	NA	3,624	2.0
1000006	NA	2,277	1.2
1000007	NA	1,502	0.8
1000008	NA	942	0.5
1000009	NA	664	0.4
1000010	NA	425	0.2
1000011	NA	257	0.1
1000012	NA	189	0.1
1000013	NA	126	0.1
1000014	NA	112	0.1
1000015	NA	61	0.0
1000016	NA	50	0.0
1000017	NA	42	0.0
1000018	NA	31	0.0
1000019	NA	17	0.0
1000020	NA	14	0.0
1000021	NA	12	0.0
1000022	NA	15	0.0
1000023	NA	8	0.0
1000024	NA	4	0.0
1000025	NA	4	0.0
1000026	NA	3	0.0
1000027	NA	2	0.0
1000028	NA	2	0.0
1000029	NA	2	0.0
1000030	NA	2	0.0
1000031	NA	3	0.0
1000032	NA	4	0.0
1000033	NA	4	0.0
1000034	NA	3	0.0
1000035	NA	1	0.0
1000036	NA	1	0.0
1000037	NA	1	0.0
1000038	NA	1	0.0
1000039	NA	1	0.0
1000040	NA	1	0.0

Codes	Responses	Frequency	Percentage
1000041	NA	1	0.0
1000042	NA	1	0.0
1000043	NA	1	0.0
1000044	NA	1	0.0
1000045	NA	1	0.0
1000046	NA	1	0.0
1000047	NA	1	0.0
1000048	NA	1	0.0
1000049	NA	1	0.0
1000050	NA	1	0.0
1000051	NA	1	0.0
1000052	NA	1	0.0
1000054	NA	2	0.0
1000055	NA	2	0.0
		182,822	100.0

Variable Name: TRIPDATE Travel date

Codes	Responses	Frequency	Percentage
2015-04-20	NA	4,065	2.2
2015-04-21	NA	4,531	2.5
2015-04-22	NA	4,764	2.6
2015-04-23	NA	5,356	2.9
2015-04-27	NA	3,382	1.8
2015-04-28	NA	4,444	2.4
2015-04-29	NA	3,850	2.1
2015-04-30	NA	3,614	2.0
2015-05-04	NA	5,134	2.8
2015-05-05	NA	5,186	2.8
2015-05-06	NA	5,062	2.8
2015-05-07	NA	4,449	2.4
2015-05-11	NA	3,842	2.1
2015-05-12	NA	3,842	2.1
2015-05-13	NA	3,863	2.1
2015-05-14	NA	3,259	1.8
2015-05-18	NA	2,621	1.4
2015-05-19	NA	2,402	1.3
2015-05-20	NA	2,251	1.2
2015-05-21	NA	2,299	1.3

Codes	Responses	Frequency	Percentage
2015-05-26	NA	1,172	0.6
2015-05-27	NA	1,322	0.7
2015-05-28	NA	1,070	0.6
2015-06-01	NA	1,730	0.9
2015-06-02	NA	767	0.4
2015-06-03	NA	833	0.5
2015-06-04	NA	692	0.4
2015-09-08	NA	95	0.1
2015-09-09	NA	112	0.1
2015-09-10	NA	381	0.2
2015-09-14	NA	844	0.5
2015-09-15	NA	1,258	0.7
2015-09-16	NA	1,609	0.9
2015-09-17	NA	1,713	0.9
2015-09-21	NA	3,027	1.7
2015-09-22	NA	3,215	1.8
2015-09-23	NA	3,394	1.9
2015-09-24	NA	4,233	2.3
2015-09-28	NA	4,282	2.3
2015-09-29	NA	3,993	2.2
2015-09-30	NA	3,935	2.2
2015-10-01	NA	4,238	2.3
2015-10-05	NA	4,587	2.5
2015-10-06	NA	4,545	2.5
2015-10-07	NA	4,981	2.7
2015-10-08	NA	3,763	2.1
2015-10-12	NA	4,071	2.2
2015-10-13	NA	3,900	2.1
2015-10-14	NA	3,833	2.1
2015-10-15	NA	3,484	1.9
2015-10-19	NA	2,932	1.6
2015-10-20	NA	3,459	1.9
2015-10-21	NA	3,378	1.8
2015-10-22	NA	2,438	1.3
2015-10-26	NA	1,939	1.1
2015-10-27	NA	1,712	0.9
2015-10-28	NA	1,405	0.8
2015-10-29	NA	1,381	0.8
2015-11-02	NA	1,158	0.6
2015-11-03	NA	1,122	0.6
2015-11-04	NA	1,132	0.6

Codes	Responses	Frequency	Percentage
2015-11-05	NA	950	0.5
2015-11-09	NA	612	0.3
2015-11-10	NA	463	0.3
2015-11-11	NA	582	0.3
2015-11-12	NA	452	0.2
2015-11-16	NA	279	0.2
2015-11-17	NA	401	0.2
2015-11-18	NA	172	0.1
2015-11-19	NA	337	0.2
2015-11-23	NA	213	0.1
2015-11-24	NA	340	0.2
2015-11-30	NA	245	0.1
2015-12-01	NA	74	0.0
2015-12-02	NA	212	0.1
2015-12-03	NA	139	0.1
		182,822	100.0

Variable Name: TRAVDAY Day of week

Codes	Responses	Frequency	Percentage
2	Monday	44,963	24.6
3	Tuesday	46,921	25.7
4	Wednesday	46,690	25.5
5	Thursday	44,248	24.2
		182,822	100.0

Variable Name: CTYFIPS State and county FIPS concatenation

Codes	Response	Frequency	Percentage
	APPROPRIATE SKIP	76	0
	{range}	182,746	100
		182,822	100

Variable Name: ARRTIME Time of arrival at a place

Codes	Responses	Frequency	Percentage
{range}	NA	182,822	100

Codes	Responses	Frequency	Percentage
		182,822	100

Variable Name: ARR_HR Hour of arrival time

Codes	Responses	Frequency	Percentage
0	NA	306	0.2
1	NA	132	0.1
2	NA	126	0.1
3	NA	36,977	20.2
4	NA	323	0.2
5	NA	1,199	0.7
6	NA	3,134	1.7
7	NA	10,924	6.0
8	NA	10,346	5.7
9	NA	7,220	3.9
10	NA	7,748	4.2
11	NA	8,853	4.8
12	NA	9,806	5.4
13	NA	8,760	4.8
14	NA	9,233	5.1
15	NA	13,271	7.3
16	NA	12,751	7.0
17	NA	13,411	7.3
18	NA	10,398	5.7
19	NA	7,392	4.0
20	NA	5,387	2.9
21	NA	2,930	1.6
22	NA	1,411	0.8
23	NA	784	0.4
		182,822	100.0

Variable Name: ARR_MIN Minute of arrival time

Codes	Responses	Frequency	Percentage
0	NA	50,843	27.8
1	NA	1,005	0.5
2	NA	1,343	0.7
3	NA	1,089	0.6

Codes	Responses	Frequency	Percentage
4	NA	771	0.4
5	NA	5,892	3.2
6	NA	844	0.5
7	NA	1,104	0.6
8	NA	1,147	0.6
9	NA	746	0.4
10	NA	7,563	4.1
11	NA	765	0.4
12	NA	1,231	0.7
13	NA	902	0.5
14	NA	838	0.5
15	NA	10,097	5.5
16	NA	932	0.5
17	NA	1,193	0.7
18	NA	1,121	0.6
19	NA	657	0.4
20	NA	7,547	4.1
21	NA	867	0.5
22	NA	1,121	0.6
23	NA	1,065	0.6
24	NA	768	0.4
25	NA	5,610	3.1
26	NA	835	0.5
27	NA	962	0.5
28	NA	1,189	0.7
29	NA	766	0.4
30	NA	12,679	6.9
31	NA	882	0.5
32	NA	1,186	0.6
33	NA	977	0.5
34	NA	770	0.4
35	NA	6,023	3.3
36	NA	897	0.5
37	NA	1,085	0.6
38	NA	1,015	0.6
39	NA	699	0.4
40	NA	7,101	3.9
41	NA	760	0.4
42	NA	1,169	0.6
43	NA	945	0.5
44	NA	669	0.4

Codes	Responses	Frequency	Percentage
45	NA	10,701	5.9
46	NA	837	0.5
47	NA	1,170	0.6
48	NA	1,152	0.6
49	NA	728	0.4
50	NA	7,251	4.0
51	NA	819	0.4
52	NA	1,158	0.6
53	NA	985	0.5
54	NA	713	0.4
55	NA	5,577	3.1
56	NA	933	0.5
57	NA	1,015	0.6
58	NA	1,260	0.7
59	NA	853	0.5
		182,822	100.0

Variable Name: MODE Transportation Mode

Codes	Responses	Frequency	Percentage
NA	APPROPRIATE SKIP	36,891	-
1	Walk	7,541	5.2
2	Bicycle	1,296	0.9
3	Motorcycle/moped	332	0.2
4	Auto / van / truck (as the driver)	100,144	68.6
5	Auto / van / truck (as the passenger)	30,604	21.0
6	Carpool/vanpool	451	0.3
7	School bus	3,874	2.7
8	Public transit local bus	1,004	0.7
9	Dial-a-ride/paratransit	183	0.1
10	Private bus or shuttle	223	0.2
11	Taxi/limo	71	0.0
12	Train/Amtrak	14	0.0
14	Airplane	52	0.0
15	Boat/ferry	23	0.0
97	Something Else	119	0.1
		182,822	100.0

Variable Name: MODE_O Other, Transportation Mode

Codes	Responses	Frequency	Percentage
NA	APPROPRIATE SKIP	182,703	-
ANIMAL-POWERED TRANSPORT	NA	3	2.5
MOBILITY AID	NA	32	26.9
OFF-ROAD VEHICLE	NA	27	22.7
OTHER PERSONAL TRANSPORT	NA	2	1.7
UTILITY VEHICLE	NA	55	46.2
		182,822	100.0

Variable Name: PARTY Number of people on trip (not including respondent)

Codes	Responses	Frequency	Percentage
NA	APPROPRIATE SKIP	19,605	-
0	NA	92,668	56.8
1	NA	45,596	27.9
2	NA	14,607	8.9
3	NA	5,905	3.6
4	NA	2,297	1.4
5	NA	701	0.4
6	NA	199	0.1
7	NA	85	0.1
8	NA	70	0.0
9	NA	18	0.0
10	NA	59	0.0
11	NA	15	0.0
12	NA	27	0.0
13	NA	15	0.0
14	NA	12	0.0
15	NA	66	0.0
16	NA	13	0.0
17	NA	2	0.0
18	NA	12	0.0
19	NA	7	0.0
20	NA	197	0.1
21	NA	10	0.0
22	NA	15	0.0
23	NA	16	0.0

Codes	Responses	Frequency	Percentage
24	NA	11	0.0
25	NA	100	0.1
26	NA	11	0.0
27	NA	4	0.0
28	NA	5	0.0
29	NA	5	0.0
30	NA	165	0.1
31	NA	4	0.0
32	NA	7	0.0
33	NA	9	0.0
34	NA	2	0.0
35	NA	49	0.0
36	NA	8	0.0
37	NA	5	0.0
38	NA	3	0.0
39	NA	1	0.0
40	NA	62	0.0
41	NA	1	0.0
42	NA	5	0.0
43	NA	4	0.0
44	NA	3	0.0
45	NA	23	0.0
46	NA	2	0.0
48	NA	5	0.0
49	NA	1	0.0
50	NA	41	0.0
52	NA	2	0.0
54	NA	2	0.0
55	NA	4	0.0
56	NA	1	0.0
57	NA	1	0.0
60	NA	25	0.0
67	NA	3	0.0
70	NA	8	0.0
72	NA	2	0.0
75	NA	11	0.0
80	NA	1	0.0
95	NA	2	0.0
100	NA	2	0.0
300	NA	4	0.0
400	NA	1	0.0

Codes	Responses	Frequency	Percentage
		182,822	100.0

Variable Name: HHPARTY Household members on trip

Codes	Responses	Frequency	Percentage
NA	APPROPRIATE SKIP	19,605	-
0	NA	112,216	68.8
1	NA	34,735	21.3
2	NA	10,576	6.5
3	NA	3,784	2.3
4	NA	1,428	0.9
5	NA	330	0.2
6	NA	85	0.1
7	NA	63	0.0
		182,822	100.0

Variable Name: PERTP Concatenation of two digit person numbers on trip (not including respondent)

Codes	Response	Frequency	Percentage
	APPROPRIATE SKIP	131,821	0
	{range}	51,001	100
		182,822	100

Variable Name: NONHHMTP Number of Non-Household members on trip

Codes	Responses	Frequency	Percentage
NA	APPROPRIATE SKIP	19,605	-
0	NA	136,456	83.6
1	NA	21,342	13.1
2	NA	2,942	1.8
3	NA	876	0.5
4	NA	270	0.2
5	NA	124	0.1
6	NA	53	0.0
7	NA	39	0.0
8	NA	39	0.0

Codes	Responses	Frequency	Percentage
9	NA	11	0.0
10	NA	56	0.0
11	NA	18	0.0
12	NA	21	0.0
13	NA	18	0.0
14	NA	23	0.0
15	NA	52	0.0
16	NA	13	0.0
17	NA	5	0.0
18	NA	15	0.0
19	NA	53	0.0
20	NA	145	0.1
21	NA	13	0.0
22	NA	17	0.0
23	NA	11	0.0
24	NA	21	0.0
25	NA	94	0.1
26	NA	9	0.0
27	NA	2	0.0
28	NA	17	0.0
29	NA	42	0.0
30	NA	116	0.1
31	NA	6	0.0
32	NA	7	0.0
33	NA	7	0.0
34	NA	17	0.0
35	NA	40	0.0
36	NA	5	0.0
37	NA	4	0.0
38	NA	1	0.0
39	NA	28	0.0
40	NA	35	0.0
41	NA	3	0.0
42	NA	3	0.0
43	NA	11	0.0
44	NA	9	0.0
45	NA	13	0.0
47	NA	10	0.0
48	NA	8	0.0
49	NA	5	0.0
50	NA	23	0.0

Codes	Responses	Frequency	Percentage
52	NA	2	0.0
54	NA	2	0.0
55	NA	4	0.0
56	NA	1	0.0
57	NA	1	0.0
59	NA	7	0.0
60	NA	18	0.0
66	NA	2	0.0
67	NA	1	0.0
69	NA	4	0.0
70	NA	4	0.0
72	NA	2	0.0
74	NA	8	0.0
75	NA	3	0.0
80	NA	1	0.0
95	NA	2	0.0
100	NA	2	0.0
300	NA	4	0.0
400	NA	1	0.0
		182,822	100.0

Variable Name: DEPTIME Time of departure

Codes	Responses	Frequency	Percentage
{range}	NA	182,822	100
		182,822	100

Variable Name: DEP_HR Hour of departure time

Codes	Responses	Frequency	Percentage
0	NA	206	0.1
1	NA	115	0.1
2	NA	36,981	20.2
3	NA	160	0.1
4	NA	462	0.3
5	NA	1,639	0.9
6	NA	4,697	2.6
7	NA	12,040	6.6

Codes	Responses	Frequency	Percentage
8	NA	9,109	5.0
9	NA	7,113	3.9
10	NA	7,794	4.3
11	NA	9,201	5.0
12	NA	9,788	5.4
13	NA	8,634	4.7
14	NA	10,349	5.7
15	NA	13,961	7.6
16	NA	12,299	6.7
17	NA	13,042	7.1
18	NA	9,304	5.1
19	NA	6,732	3.7
20	NA	4,948	2.7
21	NA	2,415	1.3
22	NA	1,156	0.6
23	NA	677	0.4
		182,822	100.0

Variable Name: DEP_MIN Minute of departure time

Codes	Responses	Frequency	Percentage
0	NA	22,550	12.3
1	NA	985	0.5
2	NA	1,133	0.6
3	NA	1,041	0.6
4	NA	677	0.4
5	NA	4,759	2.6
6	NA	850	0.5
7	NA	869	0.5
8	NA	880	0.5
9	NA	661	0.4
10	NA	6,154	3.4
11	NA	838	0.5
12	NA	1,028	0.6
13	NA	693	0.4
14	NA	652	0.4
15	NA	10,747	5.9
16	NA	923	0.5
17	NA	946	0.5

Codes	Responses	Frequency	Percentage
18	NA	906	0.5
19	NA	544	0.3
20	NA	6,367	3.5
21	NA	755	0.4
22	NA	864	0.5
23	NA	755	0.4
24	NA	650	0.4
25	NA	3,997	2.2
26	NA	743	0.4
27	NA	751	0.4
28	NA	785	0.4
29	NA	508	0.3
30	NA	20,981	11.5
31	NA	881	0.5
32	NA	1,088	0.6
33	NA	833	0.5
34	NA	705	0.4
35	NA	4,819	2.6
36	NA	883	0.5
37	NA	921	0.5
38	NA	827	0.5
39	NA	580	0.3
40	NA	5,980	3.3
41	NA	709	0.4
42	NA	938	0.5
43	NA	743	0.4
44	NA	647	0.4
45	NA	11,247	6.2
46	NA	928	0.5
47	NA	958	0.5
48	NA	902	0.5
49	NA	560	0.3
50	NA	6,225	3.4
51	NA	646	0.4
52	NA	868	0.5
53	NA	675	0.4
54	NA	548	0.3
55	NA	3,901	2.1
56	NA	704	0.4
57	NA	689	0.4
58	NA	886	0.5

Codes	Responses	Frequency	Percentage
59	NA	37,539	20.5
		182,822	100.0

Variable Name: TPURP Trip purpose

Codes	Responses	Frequency	Percentage
-9	NOT ASCERTAINED	24	0.0
-8	I don't know	199	0.1
-7	I prefer not to answer	260	0.1
1	01. Typical home activities	81,061	44.3
2	02. Working at home (paid)	1,260	0.7
3	03. Work at fixed work location	16,476	9.0
4	04. Work at non-fixed work location	3,370	1.8
5	05. Work related (off-site meeting)	1,693	0.9
6	06. School/studying	7,670	4.2
7	07. Volunteering	1,485	0.8
8	08. Major purchase shopping (appliances, cars, home furnishings)	960	0.5
9	09. Other routine shopping (grocery, clothing)	15,101	8.3
10	10. Drive-thru food or errands	3,872	2.1
11	11. Vehicle service (gas, maintenance)	3,359	1.8
12	12. Health care visit	3,901	2.1
13	13. Other non-shopping errands	8,170	4.5
14	14. Eat out	5,803	3.2
15	15. Socialize with friends/relatives	5,966	3.3
16	16. Religious or community event	1,636	0.9
17	17. Exercise or recreation	6,809	3.7
18	18. Attend major special event	664	0.4
19	19. Drop off/pick up passenger	10,934	6.0
20	20. Change travel mode/transfer	2,149	1.2
		182,822	100.0

Variable Name: TPURP_O Other, trip purpose

Codes	Responses	Frequency	Percentage
NA	APPROPRIATE SKIP	182,822	-
		182,822	100.0

Variable Name: TPURP2 Secondary trip purpose

Codes	Responses	Frequency	Percentage
NA	APPROPRIATE SKIP	483	-
-8	I don't know	186	0.1
-7	I prefer not to answer	96	0.1
0	00. Nothing else	162,550	89.1
1	01. Typical home activities	2,182	1.2
2	02. Working at home (paid)	820	0.4
3	03. Work at fixed work location	393	0.2
4	04. Work at non-fixed work location	241	0.1
5	05. Work related (off-site meeting)	244	0.1
6	06. School/studying	1,682	0.9
7	07. Volunteering	372	0.2
8	08. Major purchase shopping (appliances, cars, home furnishings)	46	0.0
9	09. Other routine shopping (grocery, clothing)	613	0.3
10	10. Drive-thru food or errands	297	0.2
11	11. Vehicle service (gas, maintenance)	206	0.1
12	12. Health care visit	163	0.1
13	13. Other non-shopping errands	676	0.4
14	14. Eat out	1,002	0.5
15	15. Socialize with friends/relatives	6,482	3.6
16	16. Religious or community event	242	0.1
17	17. Exercise or recreation	2,454	1.3
18	18. Attend major special event	113	0.1
19	19. Drop off/pick up passenger	976	0.5
20	20. Change travel mode/transfer	303	0.2
		182,822	100.0

Variable Name: TPURP2_O Other, secondary trip purpose

Codes	Responses	Frequency	Percentage
NA	APPROPRIATE SKIP	182,822	-
		182,822	100.0

Variable Name: HHVEH_USED Household Vehicle Used for Trip

Codes	Responses	Frequency	Percentage
-------	-----------	-----------	------------

Codes	Responses	Frequency	Percentage
NA	APPROPRIATE SKIP	52,206	-
-9	NOT ASCERTAINED	71	0.1
-8	I don't know	83	0.1
-7	I prefer not to answer	207	0.2
1	Yes	123,570	94.6
2	No	6,685	5.1
		182,822	100.0

Variable Name: LNGTRP Trip Length Longer than Usual

Codes	Responses	Frequency	Percentage
NA	APPROPRIATE SKIP	150,957	-
-8	I don't know	2,037	6.4
-7	I prefer not to answer	108	0.3
1	Yes	2,684	8.4
2	No	27,036	84.8
		182,822	100.0

Variable Name: LNGTRP_R Reason for longer than usual trip

Codes	Responses	Frequency	Percentage
NA	APPROPRIATE SKIP	150,959	-
-8	I don't know	16,162	50.7
-7	I prefer not to answer	1,031	3.2
1	Weather (e.g., rain or snow)	305	1.0
2	Construction	1,407	4.4
3	An accident	86	0.3
4	Traffic congestion	6,619	20.8
97	Something else	6,253	19.6
		182,822	100.0

Variable Name: LNGTRP_R_O Other, reason for longer trip

Codes	Responses	Frequency	Percentage
NA	APPROPRIATE SKIP	176,569	-
BUS ROUTE	NA	796	12.7
ESTIMATED TRAVEL TIMES	NA	50	0.8

Codes	Responses	Frequency	Percentage
EXERCISE OR RECREATION	NA	548	8.8
GOT LOST	NA	52	0.8
HEALTH ISSUE	NA	80	1.3
MISUNDERSTOOD QUESTION	NA	2,848	45.5
MULTITASKING	NA	137	2.2
NO LONGER THAN USUAL	NA	1,154	18.5
NOT ASCERTAINED	NA	91	1.5
OTHER BUS STOPS	NA	5	0.1
ROAD CONDITION	NA	93	1.5
SIGHTSEEING	NA	308	4.9
TURNED AROUND	NA	37	0.6
VEHICLE PROBLEM	NA	26	0.4
WORK ROUTE	NA	28	0.4
		182,822	100.0

Variable Name: ACTDUR Activity Duration (calculated)

Codes	Responses	Frequency	Percentage
{range}	NA	182,822	100
		182,822	100

Variable Name: TRAVTIME Trip Duration (calculated)

Codes	Response	Frequency	Percentage
	APPROPRIATE SKIP	36,891	0
	{range}	145,931	100
		182,822	100

Variable Name: DISTANCE Travel distance (uses route information from Google Maps)

Codes	Responses	Frequency	Percentage
{range}	NA	182,822	100
		182,822	100

Variable Name: LOCNAME Name of location

Codes	Responses	Frequency	Percentage
{range}	NA	182,822	100
		182,822	100

Variable Name: ADD_STRT Address

Codes	Response	Frequency	Percentage
	APPROPRIATE SKIP	6	0
{range}		182,816	100
		182,822	100

Variable Name: CITY City of location

Codes	Response	Frequency	Percentage
	APPROPRIATE SKIP	7	0
{range}		182,815	100
		182,822	100

Variable Name: STATE State

Codes	Responses	Frequency	Percentage
NA	APPROPRIATE SKIP	19	-
AK	NA	1	0.0
AR	NA	8	0.0
AZ	NA	6	0.0
BRUXELLES	NA	1	0.0
BY	NA	1	0.0
CA	NA	19	0.0
CO	NA	9	0.0
CT	NA	3	0.0
D.F.	NA	1	0.0
DJIBOUTI	NA	1	0.0
ENGLAND	NA	1	0.0
FL	NA	27	0.0
GA	NA	9	0.0
IA	NA	12	0.0
IL	NA	142	0.1
IN	NA	736	0.4

Codes	Responses	Frequency	Percentage
KA	NA	3	0.0
KS	NA	1	0.0
KY	NA	6	0.0
MA	NA	3	0.0
MD	NA	2	0.0
MI	NA	181,132	99.1
MN	NA	4	0.0
MO	NA	14	0.0
MOSCOW	NA	2	0.0
MS	NA	9	0.0
NC	NA	13	0.0
ND	NA	2	0.0
NH	NA	2	0.0
NJ	NA	3	0.0
NV	NA	4	0.0
NY	NA	17	0.0
OH	NA	220	0.1
OK	NA	6	0.0
ON	NA	42	0.0
OR	NA	4	0.0
PA	NA	11	0.0
QC	NA	2	0.0
RI	NA	6	0.0
SC	NA	2	0.0
SHANGHAI SHI	NA	1	0.0
TN	NA	9	0.0
TX	NA	11	0.0
VA	NA	6	0.0
VLAANDEREN	NA	1	0.0
VT	NA	2	0.0
WA	NA	14	0.0
WI	NA	268	0.1
WV	NA	4	0.0
		182,822	100.0

Variable Name: ZIP ZIP code of location

Codes	Response	Frequency	Percentage
	APPROPRIATE SKIP	18	0

Codes	Response	Frequency	Percentage
	{range}	182,804	100
		182,822	100

Variable Name: COUNTRY Country

Codes	Responses	Frequency	Percentage
NA	APPROPRIATE SKIP	1	-
BELGIUM	NA	4	0.0
CANADA	NA	45	0.0
CHINA	NA	1	0.0
DJIBOUTI	NA	1	0.0
ESTADOS UNIDOS	NA	1	0.0
GERMANY	NA	1	0.0
HUNGARY	NA	1	0.0
INDIA	NA	5	0.0
ITALY	NA	1	0.0
JAMAICA	NA	1	0.0
MEXICO	NA	1	0.0
NETHERLANDS	NA	1	0.0
RUSSIA	NA	7	0.0
TAIWAN	NA	1	0.0
UNITED KINGDOM	NA	4	0.0
USA	NA	182,745	100.0
VIETNAM	NA	1	0.0
		182,822	100.0

Variable Name: LONGITUDE X Coordinate

Codes	Responses	Frequency	Percentage
{range}	NA	182,822	100
		182,822	100

Variable Name: LATITUDE Y Coordinate

Codes	Responses	Frequency	Percentage
{range}	NA	182,822	100
		182,822	100

Variable Name: GPS_ASSOC Place has GPS associated with it in the GPSPPOINT table

Codes	Responses	Frequency	Percentage
NA	APPROPRIATE SKIP	168,935	-
1	True	13,887	100.0
		182,822	100.0

Variable Name: IS_TRIP This variable allows a data user to exclude delivery driver trips from analysis and trip rate generation. IS_TRIP is 1 when the trip is not a delivery driver trip. A trip is considered a delivery driver trip when DELIV_DRIV is 1 and TPURP or TPURP2 is 4 or 5. The first place of a person's travel day (PLACENO=1) is never coded to 1.

Codes	Responses	Frequency	Percentage
0	NA	39,422	21.6
1	NA	143,400	78.4
		182,822	100.0

Variable Name: TOURNO Tour Identifier

Codes	Responses	Frequency	Percentage
NA	APPROPRIATE SKIP	37,875	-
1	NA	101,583	70.1
1.1	NA	5,401	3.7
1.2	NA	391	0.3
1.3	NA	67	0.0
1.4	NA	34	0.0
1.5	NA	19	0.0
1.6	NA	8	0.0
1.7	NA	8	0.0
1.8	NA	4	0.0
1.9	NA	5	0.0
2	NA	27,915	19.3
2.1	NA	365	0.3
2.2	NA	23	0.0
2.3	NA	5	0.0
2.4	NA	2	0.0
3	NA	6,962	4.8
3.1	NA	42	0.0

Codes	Responses	Frequency	Percentage
3.2	NA	2	0.0
4	NA	1,664	1.1
5	NA	376	0.3
6	NA	60	0.0
6.1	NA	3	0.0
7	NA	6	0.0
8	NA	2	0.0
		182,822	100.0

Variable Name: TFQ_TCF Tour frequency travel correction factor, derived using GPS-PR travel data.

Codes	Responses	Frequency	Percentage
1	NA	95,037	52.0
1.04	NA	7,286	4.0
1.08	NA	48,828	26.7
1.12	NA	2,809	1.5
1.17	NA	25,721	14.1
1.28	NA	3,141	1.7
		182,822	100.0

Variable Name: TSP_TCF Tour stop frequency travel correction factor, derived using GPS-PR travel data.

Codes	Responses	Frequency	Percentage
1	NA	124,080	67.9
1.02	NA	11,549	6.3
1.06	NA	32,955	18.0
1.08	NA	14,238	7.8
		182,822	100.0

Michigan Statewide Household Travel Survey - MTCIII

Person File Codebook

July 20, 2016

Prepared For
Michigan Department of Transportation
Bureau of Transportation Planning
425 Ottawa Street
Lansing, MI 48909

Prepared By
Westat
An Employee-Owned Research Corporation®
1600 Research Boulevard
Rockville, MD 20850-3129

Variable Name: SAMPNO Sample identifier

Codes	Responses	Frequency	Percentage	Weighted Frequency	Weighted Percentage
{range}	NA	36,891	100	9,883,650	100
		36,891	100	9,883,650	100

Variable Name: PERNO Person identifier

Codes	Responses	Frequency	Percentage	Weighted Frequency	Weighted Percentage
1	NA	16,276	44.1	3,965,210	40.1
2	NA	11,951	32.4	2,920,802	29.6
3	NA	4,730	12.8	1,629,279	16.5
4	NA	2,620	7.1	922,827	9.3
5	NA	908	2.5	309,441	3.1
6	NA	285	0.8	87,997	0.9
7	NA	78	0.2	32,195	0.3
8	NA	25	0.1	12,562	0.1
9	NA	9	0.0	2,102	0.0
10	NA	4	0.0	540	0.0
11	NA	3	0.0	487	0.0
12	NA	2	0.0	208	0.0
		36,891	100.0	9,883,650	100.0

Variable Name: AGE Age

Codes	Responses	Frequency	Percentage	Weighted Frequency	Weighted Percentage
-8	I don't know	78	0.2	25,868	0.3
-7	I prefer not to answer	1,462	4.0	462,365	4.7
0	NA	429	1.2	122,178	1.2
1	NA	360	1.0	110,453	1.1
2	NA	442	1.2	144,101	1.5
3	NA	398	1.1	126,657	1.3
4	NA	369	1.0	124,662	1.3
5	NA	381	1.0	118,322	1.2
6	NA	345	0.9	110,187	1.1
7	NA	347	0.9	116,027	1.2
8	NA	369	1.0	121,431	1.2

Codes	Responses	Frequency	Percentage	Weighted Frequency	Weighted Percentage
9	NA	389	1.1	125,148	1.3
10	NA	369	1.0	116,725	1.2
11	NA	347	0.9	118,407	1.2
12	NA	323	0.9	101,864	1.0
13	NA	357	1.0	120,205	1.2
14	NA	365	1.0	100,678	1.0
15	NA	345	0.9	108,115	1.1
16	NA	367	1.0	151,010	1.5
17	NA	320	0.9	130,075	1.3
18	NA	303	0.8	140,909	1.4
19	NA	272	0.7	106,458	1.1
20	NA	297	0.8	121,560	1.2
21	NA	345	0.9	152,572	1.5
22	NA	340	0.9	129,334	1.3
23	NA	382	1.0	133,765	1.4
24	NA	376	1.0	132,682	1.3
25	NA	435	1.2	113,094	1.1
26	NA	421	1.1	104,118	1.1
27	NA	428	1.2	121,037	1.2
28	NA	476	1.3	117,222	1.2
29	NA	440	1.2	122,369	1.2
30	NA	476	1.3	122,435	1.2
31	NA	431	1.2	125,401	1.3
32	NA	410	1.1	112,524	1.1
33	NA	431	1.2	126,585	1.3
34	NA	434	1.2	123,639	1.3
35	NA	483	1.3	133,709	1.4
36	NA	388	1.1	119,550	1.2
37	NA	378	1.0	110,498	1.1
38	NA	374	1.0	106,862	1.1
39	NA	315	0.9	98,895	1.0
40	NA	371	1.0	112,377	1.1
41	NA	316	0.9	94,040	1.0
42	NA	367	1.0	117,315	1.2
43	NA	354	1.0	110,083	1.1
44	NA	375	1.0	111,737	1.1
45	NA	437	1.2	145,157	1.5
46	NA	419	1.1	114,728	1.2
47	NA	414	1.1	132,224	1.3
48	NA	421	1.1	124,011	1.3

Codes	Responses	Frequency	Percentage	Weighted Frequency	Weighted Percentage
49	NA	447	1.2	127,287	1.3
50	NA	540	1.5	150,715	1.5
51	NA	503	1.4	135,389	1.4
52	NA	559	1.5	151,860	1.5
53	NA	546	1.5	151,943	1.5
54	NA	588	1.6	151,179	1.5
55	NA	610	1.7	125,112	1.3
56	NA	645	1.7	122,786	1.2
57	NA	663	1.8	116,256	1.2
58	NA	659	1.8	120,003	1.2
59	NA	610	1.7	118,508	1.2
60	NA	779	2.1	133,450	1.4
61	NA	705	1.9	133,566	1.4
62	NA	731	2.0	140,514	1.4
63	NA	702	1.9	130,898	1.3
64	NA	632	1.7	113,471	1.1
65	NA	664	1.8	123,450	1.2
66	NA	633	1.7	133,244	1.3
67	NA	618	1.7	120,213	1.2
68	NA	590	1.6	119,293	1.2
69	NA	454	1.2	83,235	0.8
70	NA	423	1.1	90,025	0.9
71	NA	379	1.0	92,624	0.9
72	NA	368	1.0	81,619	0.8
73	NA	319	0.9	62,531	0.6
74	NA	288	0.8	58,857	0.6
75	NA	273	0.7	55,348	0.6
76	NA	222	0.6	45,534	0.5
77	NA	202	0.5	36,249	0.4
78	NA	181	0.5	38,765	0.4
79	NA	154	0.4	29,195	0.3
80	NA	150	0.4	34,130	0.3
81	NA	98	0.3	23,085	0.2
82	NA	110	0.3	20,094	0.2
83	NA	92	0.2	14,856	0.2
84	NA	96	0.3	22,468	0.2
85	NA	89	0.2	20,256	0.2
86	NA	45	0.1	13,348	0.1
87	NA	54	0.1	8,149	0.1
88	NA	49	0.1	10,575	0.1

Codes	Responses	Frequency	Percentage	Weighted Frequency	Weighted Percentage
89	NA	37	0.1	7,691	0.1
90	NA	39	0.1	7,003	0.1
91	NA	19	0.1	8,737	0.1
92	NA	18	0.0	2,917	0.0
93	NA	8	0.0	1,885	0.0
94	NA	7	0.0	842	0.0
95	NA	5	0.0	839	0.0
96	NA	7	0.0	1,164	0.0
97	NA	5	0.0	666	0.0
98	NA	1	0.0	78	0.0
99	NA	1	0.0	49	0.0
100	NA	2	0.0	153	0.0
101	NA	1	0.0	176	0.0
		36,891	100.0	9,883,650	100.0

Variable Name: AAGE Approximate age

Codes	Responses	Frequency	Percentage	Weighted Frequency	Weighted Percentage
NA	APPROPRIATE SKIP	35,351	-	9,395,417	-
-8	I don't know	2	0.1	475	0.1
-7	I prefer not to answer	78	5.1	25,865	5.3
1	0-4 years old or	75	4.9	28,405	5.8
2	5-15 years old	236	15.3	77,633	15.9
3	16-17 years old	37	2.4	18,752	3.8
4	18-64 years old	845	54.9	272,551	55.8
5	65-75 years old	187	12.1	43,720	9.0
6	76 years old or older	80	5.2	20,831	4.3
		36,891	100.0	9,883,650	100.0

Variable Name: AGE_AAGE Merge of AGE and AAGE using AAGE codes

Codes	Responses	Frequency	Percentage	Weighted Frequency	Weighted Percentage
-8	I don't know	2	0.0	475	0.0
-7	I prefer not to answer	78	0.2	25,865	0.3
1	0-4 years old or	2,073	5.6	656,456	6.6
2	5-15 years old	4,173	11.3	1,334,743	13.5

Codes	Responses	Frequency	Percentage	Weighted Frequency	Weighted Percentage
3	16-17 years old	724	2.0	299,838	3.0
4	18-64 years old	22,873	62.0	6,132,379	62.0
5	65-75 years old	5,196	14.1	1,064,159	10.8
6	76 years old or older	1,772	4.8	369,735	3.7
		36,891	100.0	9,883,650	100.0

Variable Name: AGE18 Approximate age follow-up

Codes	Responses	Frequency	Percentage	Weighted Frequency	Weighted Percentage
NA	APPROPRIATE SKIP	36,811	-	9,857,310	-
-8	I don't know	1	1.3	369	1.4
-7	I prefer not to answer	23	28.8	11,251	42.7
1	Yes, 18 or older	43	53.8	12,556	47.7
2	No, under 18	13	16.3	2,165	8.2
		36,891	100.0	9,883,650	100.0

Variable Name: SEX Gender

Codes	Responses	Frequency	Percentage	Weighted Frequency	Weighted Percentage
-8	I don't know	6	0.0	1,005	0.0
-7	I prefer not to answer	290	0.8	81,018	0.8
1	Male	17,717	48.0	4,822,075	48.8
2	Female	18,878	51.2	4,979,553	50.4
		36,891	100.0	9,883,650	100.0

Variable Name: LIC License

Codes	Responses	Frequency	Percentage	Weighted Frequency	Weighted Percentage
NA	APPROPRIATE SKIP	6,246	-	1,991,199	-
-8	I don't know	35	0.1	14,961	0.2
-7	I prefer not to answer	86	0.3	34,284	0.4
1	Yes	28,592	93.3	7,124,182	90.3
2	No	1,932	6.3	719,023	9.1
		36,891	100.0	9,883,650	100.0

Variable Name: NOLIC Reason for no license

Codes	Responses	Frequency	Percentage	Weighted Frequency	Weighted Percentage
NA	APPROPRIATE SKIP	34,959	-	9,164,627	-
-8	I don't know	87	4.5	47,753	6.6
-7	I prefer not to answer	104	5.4	40,031	5.6
1	Owning/maintaining a car is too expensive	159	8.2	64,066	8.9
2	Insurance is too expensive	114	5.9	58,827	8.2
3	Do not need a driver's license	238	12.3	84,782	11.8
4	Suspended/revoked	264	13.7	104,795	14.6
5	Medical/physical limitations	524	27.1	147,830	20.6
6	Prefer alternative types of transportation (public transportation, taxi, rideshare, etc.)	201	10.4	78,326	10.9
97	Something else	241	12.5	92,614	12.9
		36,891	100.0	9,883,650	100.0

Variable Name: NOLIC_O Other, reason for no license

Codes	Responses	Frequency	Percentage	Weighted Frequency	Weighted Percentage
NA	APPROPRIATE SKIP	36,650	-	9,791,036	-
	IN PROCESS/LEARNING TO DRIVE	216	89.6	83,056	89.7
	TOO YOUNG	25	10.4	9,558	10.3
		36,891	100.0	9,883,650	100.0

Variable Name: DRIVE Driving status

Codes	Responses	Frequency	Percentage	Weighted Frequency	Weighted Percentage
NA	APPROPRIATE SKIP	8,178	-	2,710,222	-
-8	I don't know	17	0.1	5,411	0.1
-7	I prefer not to answer	56	0.2	28,069	0.4
1	Yes	28,169	98.1	6,968,854	97.1
2	No	471	1.6	171,093	2.4
		36,891	100.0	9,883,650	100.0

Variable Name: NODRIVE Reason for not driving

Codes	Responses	Frequency	Percentage	Weighted Frequency	Weighted Percentage
NA	APPROPRIATE SKIP	36,446	-	9,724,291	-
-8	I don't know	5	1.1	2,346	1.5
-7	I prefer not to answer	12	2.7	4,598	2.9
1	Owning/maintaining a car is too expensive	107	24.0	46,058	28.9
2	Insurance is too expensive	35	7.9	13,246	8.3
3	Driving makes [\$YOU1] nervous	38	8.5	18,160	11.4
4	Medical/physical limitations	191	42.9	58,791	36.9
5	[\$I_PREFER] alternative types of transportation (public transportation, taxi, rideshare, etc.)	55	12.4	15,623	9.8
97	Something else	2	0.4	537	0.3
		36,891	100.0	9,883,650	100.0

Variable Name: NODRIVE_O Other, reason for not driving,

Codes	Responses	Frequency	Percentage	Weighted Frequency	Weighted Percentage
NA	APPROPRIATE SKIP	36,889	-	9,883,113	-
LEARNING TO DRIVE	NA	2	100.0	537	100.0
		36,891	100.0	9,883,650	100.0

Variable Name: EMPLOY Employed

Codes	Responses	Frequency	Percentage	Weighted Frequency	Weighted Percentage
NA	APPROPRIATE SKIP	6,246	-	1,991,199	-
-8	I don't know	44	0.1	17,343	0.2
-7	I prefer not to answer	189	0.6	71,308	0.9
1	Yes	17,572	57.3	4,400,547	55.8
2	No	12,840	41.9	3,403,253	43.1
		36,891	100.0	9,883,650	100.0

Variable Name: EMPYTYPE Employer description

Codes	Responses	Frequency	Percentage	Weighted Frequency	Weighted Percentage
NA	APPROPRIATE SKIP	19,123	-	5,406,748	-
-8	I don't know	282	1.6	75,218	1.7
-7	I prefer not to answer	295	1.7	95,723	2.1
1	Private employer	12,439	70.0	3,216,145	71.8
2	State/local government	2,601	14.6	582,408	13.0
3	Federal government civilian	283	1.6	69,197	1.5
4	Military	29	0.2	10,435	0.2
5	Self-employed	1,839	10.4	427,776	9.6
		36,891	100.0	9,883,650	100.0

Variable Name: EMPYTYPE_O Other, employer description

Codes	Responses	Frequency	Percentage	Weighted Frequency	Weighted Percentage
NA	APPROPRIATE SKIP	36,891	-	9,883,650	-
		36,891	100.0	9,883,650	100.0

Variable Name: JOBS Number of jobs

Codes	Responses	Frequency	Percentage	Weighted Frequency	Weighted Percentage
NA	APPROPRIATE SKIP	19,086	-	5,394,452	-
-8	I don't know	89	0.5	33,607	0.7
-7	I prefer not to answer	332	1.9	103,612	2.3
0	NA	37	0.2	12,296	0.3
1	NA	15,582	87.5	3,929,608	87.5
2	NA	1,535	8.6	359,811	8.0
3	NA	185	1.0	41,141	0.9
4	NA	20	0.1	4,200	0.1
5	NA	16	0.1	3,157	0.1
6	NA	3	0.0	406	0.0
7	NA	1	0.0	34	0.0
8	NA	2	0.0	147	0.0
9	NA	3	0.0	1,179	0.0
		36,891	100.0	9,883,650	100.0

Variable Name: EMPLYNOJOB Employment follow-up

Codes	Responses	Frequency	Percentage	Weighted Frequency	Weighted Percentage
NA	APPROPRIATE SKIP	36,872	-	9,880,756	-
1	[\$YOU_ARE_CAP] not employed	19	100.0	2,894	100.0
		36,891	100.0	9,883,650	100.0

Variable Name: WKSTAT Employment status

Codes	Responses	Frequency	Percentage	Weighted Frequency	Weighted Percentage
NA	APPROPRIATE SKIP	6,437	-	2,065,767	-
-8	I don't know	39	0.1	16,448	0.2
-7	I prefer not to answer	89	0.3	34,535	0.4
0	Worker, including self employed	17,578	57.7	4,402,435	56.3
1	Retired	7,186	23.6	1,487,140	19.0
2	Homemaker	1,597	5.2	452,709	5.8
3	Unemployed but looking for work	783	2.6	298,350	3.8
4	Unemployed, not seeking employment	183	0.6	58,936	0.8
5	Student (part-time or full-time)	1,295	4.3	533,247	6.8
6	Disabled non-worker	1,662	5.5	516,780	6.6
97	Something else	42	0.1	17,303	0.2
		36,891	100.0	9,883,650	100.0

Variable Name: WKSTAT_O Other, employment status

Codes	Responses	Frequency	Percentage	Weighted Frequency	Weighted Percentage
NA	APPROPRIATE SKIP	36,849	-	9,866,347	-
ON LEAVE	NA	11	26.2	5,508	31.8
SELF-EMPLOYED	NA	20	47.6	5,000	28.9
VOLUNTEER	NA	11	26.2	6,795	39.3
		36,891	100.0	9,883,650	100.0

Variable Name: WPLACE Work location

Codes	Responses	Frequency	Percentage	Weighted Frequency	Weighted Percentage
NA	APPROPRIATE SKIP	19,123	-	5,406,748	-
-8	I don't know	82	0.5	26,841	0.6
-7	I prefer not to answer	210	1.2	63,543	1.4
1	Same work place every day	14,188	79.9	3,570,578	79.8
2	Work from home	1,039	5.8	256,543	5.7
3	No fixed work place	2,249	12.7	559,397	12.5
		36,891	100.0	9,883,650	100.0

Variable Name: WMODE Mode of transport to work

Codes	Responses	Frequency	Percentage	Weighted Frequency	Weighted Percentage
NA	APPROPRIATE SKIP	20,162	-	5,663,291	-
-8	I don't know	32	0.2	14,418	0.3
-7	I prefer not to answer	43	0.3	18,051	0.4
1	Walk	337	2.0	91,825	2.2
2	Bicycle	188	1.1	42,992	1.0
3	Motorcycle/moped	42	0.3	8,501	0.2
4	Auto/van/truck (as the driver)	14,986	89.6	3,722,175	88.2
5	Auto/van/truck (as the passenger)	574	3.4	156,647	3.7
6	Carpool/vanpool	188	1.1	58,965	1.4
7	School bus	6	0.0	1,099	0.0
8	Public transit local bus	191	1.1	72,279	1.7
9	Dial-a-ride/paratransit	23	0.1	4,965	0.1
10	Private bus or shuttle	8	0.0	2,288	0.1
11	Taxi/limo	9	0.1	4,947	0.1
12	Train/Amtrak	2	0.0	371	0.0
14	Airplane	32	0.2	7,587	0.2
15	Boat/ferry	1	0.0	154	0.0
16	[\$L_DO] not travel to work	64	0.4	12,691	0.3
97	Something else	3	0.0	406	0.0
		36,891	100.0	9,883,650	100.0

Variable Name: WMODE_O Other, mode of transport to work

Codes	Responses	Frequency	Percentage	Weighted Frequency	Weighted Percentage
NA	APPROPRIATE	36,888	-	9,883,244	-

Codes	Responses	Frequency	Percentage	Weighted Frequency	Weighted Percentage
	SKIP				
OTHER PERSONAL TRANSPORT	NA	3	100.0	406	100.0
		36,891	100.0	9,883,650	100.0

Variable Name: INDUS Industry

Codes	Responses	Frequency	Percentage	Weighted Frequency	Weighted Percentage
NA	APPROPRIATE SKIP	19,123	-	5,406,748	-
-8	I don't know	270	1.5	96,502	2.2
-7	I prefer not to answer	267	1.5	78,563	1.8
11	Agriculture, forestry, fishing and hunting	311	1.8	65,652	1.5
21	Mining, quarrying, and oil and gas extraction	47	0.3	9,612	0.2
22	Utilities	269	1.5	63,382	1.4
23	Construction	645	3.6	158,150	3.5
31	Manufacturing	2,556	14.4	666,481	14.9
42	Wholesale trade	187	1.1	42,841	1.0
44	Retail trade	1,606	9.0	406,187	9.1
48	Transportation and warehousing	590	3.3	158,328	3.5
51	Information	264	1.5	78,291	1.7
52	Finance and insurance	686	3.9	170,631	3.8
53	Real estate, rental and leasing	239	1.3	60,260	1.3
54	Professional, scientific and technical services	1,319	7.4	364,057	8.1
55	Management of companies and enterprises	98	0.6	23,001	0.5
56	Administration and support of waste management and remediation services	190	1.1	56,479	1.3
61	Educational services	2,416	13.6	540,076	12.1
62	Healthcare and social assistance	2,725	15.3	631,348	14.1
71	Arts, entertainment, and recreation	454	2.6	123,032	2.7
72	Food and drinking establishments	865	4.9	255,374	5.7
81	Other services (except public administration)	1,260	7.1	311,463	7.0
92	Public administration	504	2.8	117,193	2.6
		36,891	100.0	9,883,650	100.0

Variable Name: INDUS_O Other, industry

Codes	Responses	Frequency	Percentage	Weighted Frequency	Weighted Percentage
-------	-----------	-----------	------------	--------------------	---------------------

Codes	Responses	Frequency	Percentage	Weighted Frequency	Weighted Percentage
NA	APPROPRIATE SKIP	36,891	-	9,883,650	-
		36,891	100.0	9,883,650	100.0

Variable Name: DELIV_DRIV Drive for daily work

Codes	Responses	Frequency	Percentage	Weighted Frequency	Weighted Percentage
NA	APPROPRIATE SKIP	19,123	-	5,406,748	-
-8	I don't know	83	0.5	29,108	0.7
-7	I prefer not to answer	80	0.5	28,960	0.6
1	Yes	2,838	16.0	709,621	15.9
2	No	14,767	83.1	3,709,214	82.9
		36,891	100.0	9,883,650	100.0

Variable Name: TCOFF Telecommuting Offered

Codes	Responses	Frequency	Percentage	Weighted Frequency	Weighted Percentage
NA	APPROPRIATE SKIP	19,702	-	5,547,228	-
-8	I don't know	2,044	11.9	538,630	12.4
-7	I prefer not to answer	82	0.5	29,390	0.7
1	Yes	2,060	12.0	546,488	12.6
2	No	13,003	75.6	3,221,913	74.3
		36,891	100.0	9,883,650	100.0

Variable Name: TCDAYS Telecommuting Days

Codes	Responses	Frequency	Percentage	Weighted Frequency	Weighted Percentage
NA	APPROPRIATE SKIP	34,828	-	9,336,745	-
0	NA	1,004	48.7	276,010	50.5
1	NA	389	18.9	106,475	19.5
2	NA	189	9.2	44,686	8.2
3	NA	130	6.3	36,278	6.6
4	NA	55	2.7	9,949	1.8
5	NA	238	11.5	60,846	11.1
6	NA	16	0.8	4,139	0.8

Codes	Responses	Frequency	Percentage	Weighted Frequency	Weighted Percentage
7	NA	42	2.0	8,524	1.6
		36,891	100.0	9,883,650	100.0

Variable Name: STUDE Student status

Codes	Responses	Frequency	Percentage	Weighted Frequency	Weighted Percentage
-8	I don't know	70	0.2	29,480	0.3
-7	I prefer not to answer	237	0.6	81,472	0.8
1	Yes - Full Time	6,348	17.2	2,183,727	22.1
2	Yes - Part Time	1,272	3.4	387,988	3.9
3	No	28,964	78.5	7,200,982	72.9
		36,891	100.0	9,883,650	100.0

Variable Name: SCHOL Level of school

Codes	Responses	Frequency	Percentage	Weighted Frequency	Weighted Percentage
NA	APPROPRIATE SKIP	29,271	-	7,311,935	-
-8	I don't know	18	0.2	5,710	0.2
-7	I prefer not to answer	63	0.8	22,982	0.9
1	Daycare	301	4.0	86,505	3.4
2	Nursery/Pre-school	478	6.3	153,489	6.0
3	Kindergarten to 8th grade	3,115	40.9	1,025,588	39.9
4	9th 12th grade	1,421	18.6	510,892	19.9
5	Vocational/Technical school	129	1.7	46,742	1.8
6	2-year college (community college)	556	7.3	186,208	7.2
7	4-year college or university	973	12.8	367,238	14.3
8	Graduate/Professional school	548	7.2	161,515	6.3
97	Something else	18	0.2	4,846	0.2
		36,891	100.0	9,883,650	100.0

Variable Name: SCHOL_O Other, level of school

Codes	Responses	Frequency	Percentage	Weighted Frequency	Weighted Percentage
NA	APPROPRIATE SKIP	36,873	-	9,878,804	-

Codes	Responses	Frequency	Percentage	Weighted Frequency	Weighted Percentage
SPECIAL EDUCATION	NA	18	100.0	4,846	100.0
		36,891	100.0	9,883,650	100.0

Variable Name: SLOC Home school status

Codes	Responses	Frequency	Percentage	Weighted Frequency	Weighted Percentage
NA	APPROPRIATE SKIP	31,477	-	8,073,638	-
-8	I don't know	2	0.0	1,099	0.1
-7	I prefer not to answer	35	0.6	11,424	0.6
1	Yes	242	4.5	86,644	4.8
2	No	5,135	94.8	1,710,845	94.5
		36,891	100.0	9,883,650	100.0

Variable Name: SWEB School online-only status

Codes	Responses	Frequency	Percentage	Weighted Frequency	Weighted Percentage
NA	APPROPRIATE SKIP	34,597	-	9,096,051	-
-8	I don't know	21	0.9	4,662	0.6
-7	I prefer not to answer	16	0.7	4,461	0.6
1	Yes	315	13.7	96,842	12.3
2	No	1,942	84.7	681,633	86.5
		36,891	100.0	9,883,650	100.0

Variable Name: SMODE Mode of transport to school

Codes	Responses	Frequency	Percentage	Weighted Frequency	Weighted Percentage
NA	APPROPRIATE SKIP	29,862	-	7,506,531	-
-8	I don't know	11	0.2	4,622	0.2
-7	I prefer not to answer	17	0.2	6,131	0.3
1	Walk	428	6.1	166,409	7.0
2	Bicycle	79	1.1	27,434	1.2
3	Motorcycle/moped	5	0.1	851	0.0
4	Auto/van/truck (as the driver)	1,681	23.9	590,193	24.8
5	Auto/van/truck (as the passenger)	2,577	36.7	833,552	35.1

Codes	Responses	Frequency	Percentage	Weighted Frequency	Weighted Percentage
6	Carpool/vanpool	111	1.6	34,239	1.4
7	School bus	1,838	26.1	604,379	25.4
8	Public transit local bus	155	2.2	60,741	2.6
9	Dial-a-ride/paratransit	12	0.2	3,817	0.2
10	Private bus or shuttle	15	0.2	7,445	0.3
11	Taxi/limo	4	0.1	2,002	0.1
12	Train/Amtrak	1	0.0	188	0.0
14	Airplane	3	0.0	1,685	0.1
16	[\$I_DO] not travel to school	91	1.3	33,348	1.4
97	Something else	1	0.0	82	0.0
		36,891	100.0	9,883,650	100.0

Variable Name: SMODE_O Other, mode of Transport to School

Codes	Responses	Frequency	Percentage	Weighted Frequency	Weighted Percentage
NA	APPROPRIATE SKIP	36,890	-	9,883,568	-
OTHER PERSONAL TRANSPORT	NA	1	100.0	82	100.0
		36,891	100.0	9,883,650	100.0

Variable Name: EDUC Educational attainment

Codes	Responses	Frequency	Percentage	Weighted Frequency	Weighted Percentage
-9	NOT ASCERTAINED	20	0.1	8,611	0.1
-8	I don't know	176	0.5	75,899	0.8
-7	I prefer not to answer	345	0.9	108,537	1.1
1	Not a high school graduate, grade 12 or less (this includes very young children)	7,834	21.2	2,588,096	26.2
2	High school graduate (high school diploma or GED)	5,953	16.1	1,535,515	15.5
3	Some college credit but no degree	6,360	17.2	1,704,284	17.2
4	Associate or technical school degree	4,160	11.3	962,299	9.7
5	Bachelor's or undergraduate degree	7,390	20.0	1,778,043	18.0
6	Graduate degree (includes professional degree like PHD, MD, DD, JD)	4,652	12.6	1,122,321	11.4
97	Some other degree	1	0.0	46	0.0

Codes	Responses	Frequency	Percentage	Weighted Frequency	Weighted Percentage
		36,891	100.0	9,883,650	100.0

Variable Name: EDUC_O Other, educational attainment

Codes	Responses	Frequency	Percentage	Weighted Frequency	Weighted Percentage
NA	APPROPRIATE SKIP	36,890	-	9,883,604	-
MILITARY	NA	1	100.0	46	100.0
		36,891	100.0	9,883,650	100.0

Variable Name: CPLOG Complete Log

Codes	Responses	Frequency	Percentage	Weighted Frequency	Weighted Percentage
-8	I don't know	171	0.5	44,933	0.5
-7	I prefer not to answer	177	0.5	49,650	0.5
1	Yes	32,800	88.9	8,671,404	87.7
2	No	3,743	10.1	1,117,663	11.3
		36,891	100.0	9,883,650	100.0

Variable Name: HVLOG Have Log

Codes	Responses	Frequency	Percentage	Weighted Frequency	Weighted Percentage
NA	APPROPRIATE SKIP	4,091	-	1,212,246	-
-8	I don't know	70	0.2	23,397	0.3
-7	I prefer not to answer	116	0.4	27,209	0.3
1	Yes	29,697	90.5	7,798,826	89.9
2	No	2,917	8.9	821,973	9.5
		36,891	100.0	9,883,650	100.0

Variable Name: PERCOMP Person Level Completion

Codes	Responses	Frequency	Percentage	Weighted Frequency	Weighted Percentage
0	Person did not complete survey	604	1.6	158,546	1.6

Codes	Responses	Frequency	Percentage	Weighted Frequency	Weighted Percentage
1	Person completed survey	36,287	98.4	9,725,104	98.4
		36,891	100.0	9,883,650	100.0

Variable Name: GPSSAMP Person GPS sampled flag

Codes	Responses	Frequency	Percentage	Weighted Frequency	Weighted Percentage
NA	APPROPRIATE SKIP	34,340	-	9,171,609	-
1	NA	2,551	100.0	712,041	100.0
		36,891	100.0	9,883,650	100.0

Variable Name: NOGOWHY Reason for no trips

Codes	Responses	Frequency	Percentage	Weighted Frequency	Weighted Percentage
NA	APPROPRIATE SKIP	32,909	-	8,740,670	-
-8	I don't know	111	2.8	44,797	3.9
-7	I prefer not to answer	134	3.4	41,680	3.6
1	Personally sick	529	13.3	153,994	13.5
2	Vacation or personal day	189	4.7	65,479	5.7
3	Caretaking	167	4.2	55,916	4.9
4	Home-bound elderly or disabled	351	8.8	99,569	8.7
5	Worked at home (for pay)	231	5.8	51,076	4.5
6	Not scheduled to work	641	16.1	186,421	16.3
7	Worked around home (not for pay)	821	20.6	192,981	16.9
8	Out of area	215	5.4	61,332	5.4
9	No transportation available	100	2.5	29,706	2.6
97	Something else	493	12.4	160,028	14.0
		36,891	100.0	9,883,650	100.0

Variable Name: NOGOWHY_O Other, reason for no trips

Codes	Responses	Frequency	Percentage	Weighted Frequency	Weighted Percentage
NA	APPROPRIATE SKIP	36,398	-	9,723,622	-
RETIRED	NA	83	16.8	15,236	9.5
SCHOOL FROM HOME	NA	99	20.1	31,626	19.8

Codes	Responses	Frequency	Percentage	Weighted Frequency	Weighted Percentage
TOO YOUNG	NA	290	58.8	107,767	67.3
WEATHER	NA	21	4.3	5,398	3.4
		36,891	100.0	9,883,650	100.0

Variable Name: PROXYPERNO Proxy person identifier

Codes	Responses	Frequency	Percentage	Weighted Frequency	Weighted Percentage
1	NA	29,434	79.8	7,907,914	80.0
2	NA	6,148	16.7	1,479,267	15.0
3	NA	980	2.7	367,299	3.7
4	NA	243	0.7	96,362	1.0
5	NA	59	0.2	24,654	0.2
6	NA	17	0.0	5,708	0.1
7	NA	5	0.0	1,365	0.0
8	NA	3	0.0	820	0.0
9	NA	2	0.0	261	0.0
		36,891	100.0	9,883,650	100.0

Variable Name: PERTRIPS Total Count of Person Trips. This count does not exclude trips identified as work-related by the IS_TRIP variable.

Codes	Responses	Frequency	Percentage	Weighted Frequency	Weighted Percentage
0	NA	3,982	10.8	1,142,980	11.6
1	NA	370	1.0	105,789	1.1
2	NA	9,100	24.7	2,586,719	26.2
3	NA	4,465	12.1	1,188,812	12.0
4	NA	6,282	17.0	1,736,536	17.6
5	NA	3,783	10.3	921,809	9.3
6	NA	3,166	8.6	790,741	8.0
7	NA	1,904	5.2	454,502	4.6
8	NA	1,388	3.8	333,863	3.4
9	NA	843	2.3	205,659	2.1
10	NA	593	1.6	135,696	1.4
11	NA	409	1.1	110,888	1.1
12	NA	242	0.7	69,306	0.7
13	NA	130	0.4	35,690	0.4

Codes	Responses	Frequency	Percentage	Weighted Frequency	Weighted Percentage
14	NA	64	0.2	15,299	0.2
15	NA	54	0.1	16,545	0.2
16	NA	39	0.1	11,269	0.1
17	NA	21	0.1	6,253	0.1
18	NA	21	0.1	5,996	0.1
19	NA	13	0.0	1,856	0.0
20	NA	5	0.0	461	0.0
21	NA	3	0.0	1,270	0.0
22	NA	1	0.0	239	0.0
23	NA	4	0.0	2,028	0.0
25	NA	2	0.0	474	0.0
26	NA	2	0.0	1,076	0.0
27	NA	2	0.0	198	0.0
37	NA	1	0.0	273	0.0
48	NA	1	0.0	46	0.0
55	NA	1	0.0	1,378	0.0
		36,891	100.0	9,883,650	100.0

Variable Name: PERTYPE Person Type

Codes	Responses	Frequency	Percentage	Weighted Frequency	Weighted Percentage
-9	NOT ASCERTAINED	520	1.4	166,261	1.7
1	Full-time Worker	15,652	42.4	3,776,940	38.2
3	University Student	2,413	6.5	839,412	8.5
4	Non-worker	4,211	11.4	1,341,242	13.6
5	Retiree	7,125	19.3	1,468,757	14.9
6	Driving Age Child	724	2.0	299,838	3.0
7	Pre-driving Age Child	4,173	11.3	1,334,743	13.5
8	Preschool Child	2,073	5.6	656,456	6.6
		36,891	100.0	9,883,650	100.0

Variable Name: PERRKWT0 Person Weight

Codes	Responses	Frequency	Percentage	Weighted Frequency	Weighted Percentage
{range}	NA	36,891	100	9,883,650	100
		36,891	100	9,883,650	100

Michigan Statewide Household Travel Survey - MTCIII

Household File Codebook

July 20, 2016

Prepared For
Michigan Department of Transportation
Bureau of Transportation Planning
425 Ottawa Street
Lansing, MI 48909

Prepared By
Westat
An Employee-Owned Research Corporation®
1600 Research Boulevard
Rockville, MD 20850-3129

Variable Name: SAMPNO Sample identifier

Codes	Responses	Frequency	Percentage	Weighted Frequency	Weighted Percentage
{range}	NA	16,276	100	3,872,508	100
		16,276	100	3,872,508	100

Variable Name: TRIPDATE Travel date

Codes	Responses	Frequency	Percentage	Weighted Frequency	Weighted Percentage
2015-04-20	NA	356	2.2	106,641	2.8
2015-04-21	NA	417	2.6	99,513	2.6
2015-04-22	NA	440	2.7	120,919	3.1
2015-04-23	NA	492	3.0	113,434	2.9
2015-04-27	NA	321	2.0	80,068	2.1
2015-04-28	NA	405	2.5	98,762	2.6
2015-04-29	NA	355	2.2	91,096	2.4
2015-04-30	NA	334	2.1	85,003	2.2
2015-05-04	NA	473	2.9	112,374	2.9
2015-05-05	NA	457	2.8	117,454	3.0
2015-05-06	NA	460	2.8	121,106	3.1
2015-05-07	NA	397	2.4	90,622	2.3
2015-05-11	NA	348	2.1	89,102	2.3
2015-05-12	NA	343	2.1	99,575	2.6
2015-05-13	NA	313	1.9	74,234	1.9
2015-05-14	NA	299	1.8	82,939	2.1
2015-05-18	NA	231	1.4	57,000	1.5
2015-05-19	NA	228	1.4	56,268	1.5
2015-05-20	NA	210	1.3	52,843	1.4
2015-05-21	NA	189	1.2	54,019	1.4
2015-05-26	NA	122	0.7	35,599	0.9
2015-05-27	NA	120	0.7	27,079	0.7
2015-05-28	NA	107	0.7	29,318	0.8
2015-06-01	NA	164	1.0	39,303	1.0
2015-06-02	NA	58	0.4	19,966	0.5
2015-06-03	NA	62	0.4	14,875	0.4
2015-06-04	NA	55	0.3	13,618	0.4
2015-09-08	NA	6	0.0	925	0.0
2015-09-09	NA	10	0.1	1,294	0.0
2015-09-10	NA	36	0.2	7,410	0.2

Codes	Responses	Frequency	Percentage	Weighted Frequency	Weighted Percentage
2015-09-14	NA	73	0.4	13,709	0.4
2015-09-15	NA	90	0.6	20,896	0.5
2015-09-16	NA	133	0.8	31,682	0.8
2015-09-17	NA	142	0.9	31,979	0.8
2015-09-21	NA	258	1.6	64,471	1.7
2015-09-22	NA	283	1.7	62,134	1.6
2015-09-23	NA	271	1.7	57,458	1.5
2015-09-24	NA	359	2.2	79,208	2.0
2015-09-28	NA	384	2.4	85,533	2.2
2015-09-29	NA	381	2.3	85,954	2.2
2015-09-30	NA	360	2.2	78,601	2.0
2015-10-01	NA	392	2.4	93,370	2.4
2015-10-05	NA	432	2.7	86,128	2.2
2015-10-06	NA	421	2.6	88,403	2.3
2015-10-07	NA	435	2.7	91,217	2.4
2015-10-08	NA	327	2.0	72,026	1.9
2015-10-12	NA	360	2.2	83,144	2.1
2015-10-13	NA	346	2.1	76,777	2.0
2015-10-14	NA	312	1.9	64,441	1.7
2015-10-15	NA	326	2.0	79,137	2.0
2015-10-19	NA	249	1.5	48,855	1.3
2015-10-20	NA	309	1.9	68,803	1.8
2015-10-21	NA	285	1.8	63,856	1.6
2015-10-22	NA	224	1.4	52,792	1.4
2015-10-26	NA	171	1.1	37,799	1.0
2015-10-27	NA	155	1.0	32,368	0.8
2015-10-28	NA	134	0.8	29,031	0.7
2015-10-29	NA	131	0.8	28,647	0.7
2015-11-02	NA	96	0.6	21,577	0.6
2015-11-03	NA	93	0.6	19,195	0.5
2015-11-04	NA	93	0.6	18,020	0.5
2015-11-05	NA	77	0.5	20,153	0.5
2015-11-09	NA	49	0.3	13,588	0.4
2015-11-10	NA	39	0.2	10,672	0.3
2015-11-11	NA	42	0.3	8,642	0.2
2015-11-12	NA	37	0.2	8,005	0.2
2015-11-16	NA	25	0.2	6,374	0.2
2015-11-17	NA	32	0.2	6,757	0.2
2015-11-18	NA	13	0.1	4,232	0.1
2015-11-19	NA	31	0.2	6,997	0.2

Codes	Responses	Frequency	Percentage	Weighted Frequency	Weighted Percentage
2015-11-23	NA	23	0.1	8,145	0.2
2015-11-24	NA	23	0.1	5,185	0.1
2015-11-30	NA	18	0.1	2,348	0.1
2015-12-01	NA	5	0.0	2,254	0.1
2015-12-02	NA	19	0.1	6,705	0.2
2015-12-03	NA	10	0.1	2,880	0.1
		16,276	100.0	3,872,508	100.0

Variable Name: TRAVDAY Day of week

Codes	Responses	Frequency	Percentage	Weighted Frequency	Weighted Percentage
2	Monday	4,031	24.8	956,160	24.7
3	Tuesday	4,213	25.9	1,007,461	26.0
4	Wednesday	4,067	25.0	957,330	24.7
5	Thursday	3,965	24.4	951,557	24.6
		16,276	100.0	3,872,508	100.0

Variable Name: RECMODE Recruitment survey collection mode

Codes	Responses	Frequency	Percentage	Weighted Frequency	Weighted Percentage
1	CATI	1,394	8.6	396,490	10.2
2	Web	14,882	91.4	3,476,018	89.8
		16,276	100.0	3,872,508	100.0

Variable Name: RETMODE Retrieval survey collection mode

Codes	Responses	Frequency	Percentage	Weighted Frequency	Weighted Percentage
1	CATI	4,764	29.3	1,237,742	32
2	Web	11,512	70.7	2,634,766	68
		16,276	100.0	3,872,508	100

Variable Name: SPONSOR Sample sponsor

Codes	Responses	Frequency	Percentage	Weighted Frequency	Weighted Percentage
1	Michigan Department of Transportation	13,428	82.5	2,028,315	52.4
2	Michigan Department of Transportation and the Southeast Michigan Council of Governments	2,848	17.5	1,844,193	47.6
		16,276	100.0	3,872,508	100.0

Variable Name: REGION Home Region

Codes	Responses	Frequency	Percentage	Weighted Frequency	Weighted Percentage
1	Southeast Michigan Council of Governments (SEMCOG) minus Washtenaw County (WATS)	1,914	11.8	1,707,565	44.1
2	Southern Michigan Rural	1,355	8.3	386,208	10.0
3	Northern Michigan Rural	1,281	7.9	306,995	7.9
4	Small Cities	1,091	6.7	130,357	3.4
5	Grand Valley Metropolitan Council (GVMC)	1,081	6.6	263,361	6.8
6	Tri-County Regional Planning Commission (TCRPC)	839	5.2	183,589	4.7
7	Genesee County Metropolitan Planning Commission (GCMPC)	1,005	6.2	169,202	4.4
8	Great Lakes Bay Region (GLBR)	896	5.5	157,051	4.1
9	Washtenaw Area Transportation Study (WATS)	938	5.8	137,193	3.5
10	Kalamazoo Area Transportation Study (KATS)	876	5.4	110,760	2.9
11	West Michigan Metropolitan Transportation Planning Program (WestPlan)	748	4.6	86,600	2.2
12	Jackson Area Comprehensive Transportation Study (JACTS)	955	5.9	60,771	1.6
13	Twin Cities Area Transportation Study (TwinCATS) and Nilles/Buchanan/Cass Area Transportation Study (NATS)	914	5.6	57,322	1.5
14	Macatawa Area Coordinating Council (MACC)	892	5.5	43,752	1.1
15	Battle Creek Area Transportation Study (BCATS)	840	5.2	37,849	1.0
16	Traverse City (TVC)	651	4.0	33,933	0.9
		16,276	100.0	3,872,508	100.0

Variable Name: CTYFIPS State and county FIPS concatenation

Codes	Responses	Frequency	Percentage	Weighted Frequency	Weighted Percentage
26001	NA	11	0.1	2,978	0.1
26003	NA	10	0.1	2,537	0.1

Codes	Responses	Frequency	Percentage	Weighted Frequency	Weighted Percentage
26005	NA	296	1.8	47,268	1.2
26007	NA	94	0.6	18,263	0.5
26009	NA	36	0.2	9,166	0.2
26011	NA	31	0.2	7,941	0.2
26013	NA	16	0.1	4,456	0.1
26015	NA	103	0.6	27,322	0.7
26017	NA	244	1.5	43,353	1.1
26019	NA	27	0.2	5,535	0.1
26021	NA	872	5.4	66,221	1.7
26023	NA	57	0.4	13,027	0.3
26025	NA	920	5.7	53,394	1.4
26027	NA	137	0.8	17,013	0.4
26029	NA	53	0.3	13,852	0.4
26031	NA	55	0.3	12,862	0.3
26033	NA	90	0.6	13,907	0.4
26035	NA	50	0.3	12,812	0.3
26037	NA	152	0.9	32,369	0.8
26039	NA	20	0.1	4,526	0.1
26041	NA	92	0.6	16,643	0.4
26043	NA	75	0.5	12,031	0.3
26045	NA	202	1.2	43,681	1.1
26047	NA	97	0.6	17,678	0.5
26049	NA	1,005	6.2	169,202	4.4
26051	NA	39	0.2	9,553	0.2
26053	NA	55	0.3	8,481	0.2
26055	NA	640	3.9	36,482	0.9
26057	NA	79	0.5	14,676	0.4
26059	NA	52	0.3	12,315	0.3
26061	NA	113	0.7	22,176	0.6
26063	NA	37	0.2	10,301	0.3
26065	NA	485	3.0	107,539	2.8
26067	NA	115	0.7	23,373	0.6
26069	NA	44	0.3	10,106	0.3
26071	NA	18	0.1	4,653	0.1
26073	NA	132	0.8	27,128	0.7
26075	NA	955	5.9	60,771	1.6
26077	NA	780	4.8	99,184	2.6
26079	NA	18	0.1	4,038	0.1
26081	NA	915	5.6	225,718	5.8
26083	NA	2	0.0	638	0.0

Codes	Responses	Frequency	Percentage	Weighted Frequency	Weighted Percentage
26085	NA	16	0.1	3,998	0.1
26087	NA	136	0.8	30,808	0.8
26089	NA	69	0.4	9,649	0.2
26091	NA	152	0.9	32,503	0.8
26093	Livingston County	103	0.6	57,873	1.5
26095	NA	6	0.0	1,823	0.0
26097	NA	13	0.1	2,998	0.1
26099	Macomb County	349	2.1	321,441	8.3
26101	NA	56	0.3	11,001	0.3
26103	NA	253	1.6	38,404	1.0
26105	NA	61	0.4	10,471	0.3
26107	NA	75	0.5	17,550	0.5
26109	NA	52	0.3	8,974	0.2
26111	NA	224	1.4	37,816	1.0
26113	NA	27	0.2	6,764	0.2
26115	Monroe County	58	0.4	50,022	1.3
26117	NA	83	0.5	19,902	0.5
26119	NA	21	0.1	5,475	0.1
26121	NA	490	3.0	58,874	1.5
26123	NA	77	0.5	21,072	0.5
26125	Oakland County	592	3.6	438,653	11.3
26127	NA	35	0.2	11,000	0.3
26129	NA	30	0.2	6,130	0.2
26131	NA	7	0.0	2,019	0.1
26133	NA	39	0.2	9,972	0.3
26135	NA	10	0.1	2,582	0.1
26137	NA	44	0.3	9,755	0.3
26139	NA	1,162	7.1	102,139	2.6
26141	NA	22	0.1	5,784	0.1
26143	NA	41	0.3	9,588	0.2
26145	NA	428	2.6	75,881	2.0
26147	St. Clair County	75	0.5	59,560	1.5
26149	NA	98	0.6	21,619	0.6
26151	NA	52	0.3	14,419	0.4
26153	NA	12	0.1	2,926	0.1
26155	NA	110	0.7	25,667	0.7
26157	NA	69	0.4	20,736	0.5
26159	NA	162	1.0	32,822	0.8
26161	Washtenaw County	938	5.8	137,193	3.5
26163	Wayne County	737	4.5	780,016	20.1

Codes	Responses	Frequency	Percentage	Weighted Frequency	Weighted Percentage
26165	NA	68	0.4	11,455	0.3
		16,276	100.0	3,872,508	100.0

Variable Name: POBOXFLAG Address PO box

Codes	Responses	Frequency	Percentage	Weighted Frequency	Weighted Percentage
0	Non-PO Box	16,261	99.9	3,867,703	99.9
1	PO Box	15	0.1	4,805	0.1
		16,276	100.0	3,872,508	100.0

Variable Name: CHGADDPHYS Address verification

Codes	Responses	Frequency	Percentage	Weighted Frequency	Weighted Percentage
NA	APPROPRIATE SKIP	15	-	4,805	-
-7	I prefer not to answer	22	0.1	6,536	0.2
1	Yes	16,085	98.9	3,827,067	98.9
2	No, the apartment number is incorrect	153	0.9	34,039	0.9
3	No, the zip code is incorrect	1	0.0	62	0.0
		16,276	100.0	3,872,508	100.0

Variable Name: CHGADDBOX PO box address verification

Codes	Responses	Frequency	Percentage	Weighted Frequency	Weighted Percentage
NA	APPROPRIATE SKIP	16,261	-	3,867,703	-
1	Yes	15	100.0	4,805	100.0
		16,276	100.0	3,872,508	100.0

Variable Name: HASPOBOX Confirmation of no PO box for non-PO box sample

Codes	Responses	Frequency	Percentage	Weighted Frequency	Weighted Percentage
NA	APPROPRIATE SKIP	15	-	4,805	-
1	Yes	178	1.1	39,151	1.0

Codes	Responses	Frequency	Percentage	Weighted Frequency	Weighted Percentage
2	No	16,083	98.9	3,828,553	99.0
		16,276	100.0	3,872,508	100.0

Variable Name: HHSIZ Household size, reported

Codes	Responses	Frequency	Percentage	Weighted Frequency	Weighted Percentage
1	NA	4,480	27.5	1,148,744	29.7
2	NA	7,107	43.7	1,318,726	34.1
3	NA	2,100	12.9	582,825	15.1
4	NA	1,696	10.4	535,893	13.8
5	NA	613	3.8	203,261	5.2
6	NA	205	1.3	55,278	1.4
7	NA	51	0.3	18,428	0.5
8	NA	16	0.1	7,643	0.2
9	NA	4	0.0	1,150	0.0
10	NA	1	0.0	101	0.0
11	NA	1	0.0	265	0.0
12	NA	2	0.0	194	0.0
		16,276	100.0	3,872,508	100.0

Variable Name: HHSIZX Household size, computed

Codes	Responses	Frequency	Percentage	Weighted Frequency	Weighted Percentage
1	NA	4,324	26.6	1,119,729	28.9
2	NA	7,212	44.3	1,338,030	34.6
3	NA	2,125	13.1	584,415	15.1
4	NA	1,712	10.5	544,891	14.1
5	NA	619	3.8	202,558	5.2
6	NA	206	1.3	52,839	1.4
7	NA	53	0.3	18,630	0.5
8	NA	16	0.1	9,336	0.2
9	NA	5	0.0	1,520	0.0
10	NA	1	0.0	101	0.0
11	NA	1	0.0	265	0.0
12	NA	2	0.0	194	0.0
		16,276	100.0	3,872,508	100.0

Variable Name: HHINC Household income

Codes	Responses	Frequency	Percentage	Weighted Frequency	Weighted Percentage
-8	I don't know	186	1.1	40,985	1.1
-7	I prefer not to answer	1,694	10.4	402,056	10.4
1	Less than \$15,000	1,481	9.1	480,993	12.4
2	\$15,000 to \$24,999	1,528	9.4	397,363	10.3
3	\$25,000 to \$34,999	1,636	10.1	378,677	9.8
4	\$35,000 to \$49,999	2,234	13.7	491,282	12.7
5	\$50,000 to \$74,999	3,113	19.1	631,357	16.3
6	\$75,000 to \$99,999	1,890	11.6	404,606	10.4
7	\$100,000 to \$124,999	1,208	7.4	255,051	6.6
8	\$125,000 to \$149,999	568	3.5	147,550	3.8
9	\$150,000 or more	738	4.5	242,588	6.3
		16,276	100.0	3,872,508	100.0

Variable Name: HHINC2 Household income follow-up

Codes	Responses	Frequency	Percentage	Weighted Frequency	Weighted Percentage
NA	APPROPRIATE SKIP	14,396	-	3,429,467	-
-8	I don't know	69	3.7	14,051	3.2
-7	I prefer not to answer	826	43.9	189,732	42.8
1	Less than \$25,000	198	10.5	58,473	13.2
2	\$25,000 to \$49,999	268	14.3	61,914	14.0
3	\$50,000 to \$74,999	203	10.8	37,590	8.5
4	\$75,000 or more	316	16.8	81,281	18.3
		16,276	100.0	3,872,508	100.0

Variable Name: HHVEH Number of household vehicles

Codes	Responses	Frequency	Percentage	Weighted Frequency	Weighted Percentage
0	NA	602	3.7	204,882	5.3
1	NA	4,936	30.3	1,246,010	32.2
2	NA	6,699	41.2	1,518,200	39.2
3	NA	2,575	15.8	571,749	14.8

Codes	Responses	Frequency	Percentage	Weighted Frequency	Weighted Percentage
4	NA	947	5.8	211,873	5.5
5	NA	316	1.9	69,325	1.8
6	NA	107	0.7	26,893	0.7
7	NA	49	0.3	12,754	0.3
8	NA	26	0.2	6,534	0.2
9	NA	9	0.1	2,590	0.1
10	NA	4	0.0	375	0.0
11	NA	4	0.0	1,064	0.0
12	NA	2	0.0	259	0.0
		16,276	100.0	3,872,508	100.0

Variable Name: HOMEOWN Home ownership status

Codes	Responses	Frequency	Percentage	Weighted Frequency	Weighted Percentage
NA	APPROPRIATE SKIP	13,428	-	2,028,315	-
-8	I don't know	6	0.2	6,318	0.3
-7	I prefer not to answer	70	2.5	51,441	2.8
1	Own without mortgage	704	24.7	479,890	26.0
2	Own with mortgage	1,352	47.5	830,141	45.0
3	Rent	680	23.9	451,058	24.5
4	Occupied without payment of rent	26	0.9	18,767	1.0
97	Some other arrangement	10	0.4	6,576	0.4
		16,276	100.0	3,872,508	100.0

Variable Name: HOMEOWN_O Other, home ownership status

Codes	Responses	Frequency	Percentage	Weighted Frequency	Weighted Percentage
NA	APPROPRIATE SKIP	16,266	-	3,865,932	-
CO-OP	NA	5	50.0	2,051	31.2
LAND CONTRACT	NA	5	50.0	4,525	68.8
		16,276	100.0	3,872,508	100.0

Variable Name: ALTADD Address for GPS FedEx label

Codes	Responses	Frequency	Percentage	Weighted Frequency	Weighted Percentage
NA	APPROPRIATE SKIP	14,950	-	3,539,215	-
1	Yes, I can receive FedEx packages at the address provided.	1,268	95.6	317,620	95.3
2	No, I would like to provide a different physical mailing address (such as work location) where the package should be sent.	57	4.3	15,262	4.6
3	I can only receive mail through my P.O. Box and there is no other reliable address at which I can receive packaged mail.	1	0.1	412	0.1
		16,276	100.0	3,872,508	100.0

Variable Name: GFLAG GPS sample flag

Codes	Responses	Frequency	Percentage	Weighted Frequency	Weighted Percentage
0	Non-GPS Household	10,012	61.5	2,378,969	61.4
1	GPS Household	6,264	38.5	1,493,539	38.6
		16,276	100.0	3,872,508	100.0

Variable Name: FINALGFLAG GPS survey option eligibility

Codes	Responses	Frequency	Percentage	Weighted Frequency	Weighted Percentage
0	Non-GPS Household	10,012	61.5	2,378,969	61.4
1	GPS HOUSEHOLD	1,325	8.1	332,905	8.6
2	Ineligible due to age	352	2.2	72,005	1.9
3	Refused GPS	1,016	6.2	257,986	6.7
4	Travel date too far	3,571	21.9	830,644	21.4
		16,276	100.0	3,872,508	100.0

Variable Name: GPSCTRL Household GPS deployment control code

Codes	Responses	Frequency	Percentage	Weighted Frequency	Weighted Percentage
NA	APPROPRIATE SKIP	14,951	-	3,539,603	-
8	Returned - Deployed	1,318	99.5	332,066	99.7
11	Returned - Prompted Recall Failure	7	0.5	839	0.3
		16,276	100.0	3,872,508	100.0

Variable Name: GPSSAMPCT Count of persons sampled for GPS in the household

Codes	Responses	Frequency	Percentage	Weighted Frequency	Weighted Percentage
NA	APPROPRIATE SKIP	14,951	-	3,539,603	-
1	NA	346	26.1	90,785	27.3
2	NA	797	60.2	182,675	54.9
3	NA	127	9.6	40,063	12.0
4	NA	41	3.1	13,772	4.1
5	NA	13	1.0	5,322	1.6
6	NA	1	0.1	288	0.1
		16,276	100.0	3,872,508	100.0

Variable Name: FUTURESURV Future survey participation

Codes	Responses	Frequency	Percentage	Weighted Frequency	Weighted Percentage
-9	NOT ASCERTAINED	5	0.0	1,475	0.0
-8	I don't know	1,557	9.6	342,858	8.9
-7	I prefer not to answer	55	0.3	12,991	0.3
1	Yes	13,908	85.5	3,326,031	85.9
2	No	751	4.6	189,153	4.9
		16,276	100.0	3,872,508	100.0

Variable Name: LD_INTRO Travelled farther than 100 miles in the last 3 months

Codes	Responses	Frequency	Percentage	Weighted Frequency	Weighted Percentage
-9	NOT ASCERTAINED	4	0.0	1,351	0.0
-8	I don't know	87	0.5	20,033	0.5
-7	I prefer not to answer	92	0.6	20,089	0.5
1	Yes	9,961	61.2	2,187,505	56.5
2	No	6,132	37.7	1,643,531	42.4
		16,276	100.0	3,872,508	100.0

Variable Name: HHCHILD # of household children

Codes	Responses	Frequency	Percentage	Weighted Frequency	Weighted Percentage
0	NA	12,462	76.6	2,747,742	71.0
1	NA	1,633	10.0	440,228	11.4
2	NA	1,483	9.1	460,111	11.9
3	NA	501	3.1	165,226	4.3
4	NA	146	0.9	39,808	1.0
5	NA	37	0.2	15,436	0.4
6	NA	6	0.0	2,246	0.1
7	NA	4	0.0	1,150	0.0
8	NA	1	0.0	101	0.0
9	NA	2	0.0	358	0.0
10	NA	1	0.0	101	0.0
		16,276	100.0	3,872,508	100.0

Variable Name: HHWORKER # of household workers

Codes	Responses	Frequency	Percentage	Weighted Frequency	Weighted Percentage
0	NA	4,924	30.3	1,173,560	30.3
1	NA	5,919	36.4	1,420,082	36.7
2	NA	4,773	29.3	1,081,610	27.9
3	NA	548	3.4	162,402	4.2
4	NA	94	0.6	30,294	0.8
5	NA	17	0.1	4,518	0.1
6	NA	1	0.0	43	0.0
		16,276	100.0	3,872,508	100.0

Variable Name: HHSTUD # of household students

Codes	Responses	Frequency	Percentage	Weighted Frequency	Weighted Percentage
0	NA	11,733	72.1	2,589,676	66.9
1	NA	2,386	14.7	618,517	16.0
2	NA	1,485	9.1	446,596	11.5
3	NA	485	3.0	158,066	4.1
4	NA	144	0.9	46,841	1.2
5	NA	29	0.2	8,798	0.2
6	NA	11	0.1	3,525	0.1
7	NA	2	0.0	396	0.0

Codes	Responses	Frequency	Percentage	Weighted Frequency	Weighted Percentage
8	NA	1	0.0	92	0.0
		16,276	100.0	3,872,508	100.0

Variable Name: HHLICDRV # of household driver's license holders

Codes	Responses	Frequency	Percentage	Weighted Frequency	Weighted Percentage
0	NA	393	2.4	139,004	3.6
1	NA	5,192	31.9	1,332,224	34.4
2	NA	9,102	55.9	1,945,936	50.3
3	NA	1,225	7.5	335,058	8.7
4	NA	303	1.9	98,149	2.5
5	NA	53	0.3	20,316	0.5
6	NA	8	0.0	1,821	0.0
		16,276	100.0	3,872,508	100.0

Variable Name: HHTRIPS Total Count of Household Trips. This count does not exclude trips identified as work-related by the IS_TRIP variable.

Codes	Responses	Frequency	Percentage	Weighted Frequency	Weighted Percentage
0	NA	469	2.9	111,321	2.9
1	NA	69	0.4	14,175	0.4
2	NA	1,162	7.1	290,065	7.5
3	NA	832	5.1	202,037	5.2
4	NA	1,763	10.8	411,651	10.6
5	NA	1,191	7.3	276,511	7.1
6	NA	1,606	9.9	372,562	9.6
7	NA	1,010	6.2	221,758	5.7
8	NA	1,393	8.6	317,929	8.2
9	NA	846	5.2	195,853	5.1
10	NA	1,043	6.4	244,599	6.3
11	NA	587	3.6	127,971	3.3
12	NA	779	4.8	184,555	4.8
13	NA	452	2.8	96,063	2.5
14	NA	546	3.4	133,204	3.4
15	NA	341	2.1	84,742	2.2
16	NA	354	2.2	87,991	2.3

Codes	Responses	Frequency	Percentage	Weighted Frequency	Weighted Percentage
17	NA	227	1.4	57,875	1.5
18	NA	281	1.7	66,794	1.7
19	NA	183	1.1	45,522	1.2
20	NA	193	1.2	51,336	1.3
21	NA	131	0.8	31,452	0.8
22	NA	128	0.8	35,342	0.9
23	NA	82	0.5	28,355	0.7
24	NA	95	0.6	24,680	0.6
25	NA	68	0.4	21,785	0.6
26	NA	60	0.4	22,189	0.6
27	NA	57	0.4	17,202	0.4
28	NA	53	0.3	12,591	0.3
29	NA	34	0.2	11,672	0.3
30	NA	45	0.3	10,816	0.3
31	NA	28	0.2	6,266	0.2
32	NA	25	0.2	7,089	0.2
33	NA	22	0.1	5,956	0.2
34	NA	15	0.1	5,931	0.2
35	NA	10	0.1	2,573	0.1
36	NA	11	0.1	2,058	0.1
37	NA	15	0.1	5,143	0.1
38	NA	6	0.0	2,711	0.1
39	NA	10	0.1	5,617	0.1
40	NA	5	0.0	959	0.0
41	NA	7	0.0	2,161	0.1
42	NA	7	0.0	1,788	0.0
43	NA	6	0.0	2,388	0.1
44	NA	4	0.0	829	0.0
45	NA	3	0.0	1,699	0.0
46	NA	1	0.0	215	0.0
47	NA	2	0.0	382	0.0
48	NA	1	0.0	648	0.0
49	NA	1	0.0	312	0.0
50	NA	1	0.0	357	0.0
51	NA	1	0.0	102	0.0
52	NA	1	0.0	47	0.0
53	NA	3	0.0	500	0.0
55	NA	1	0.0	275	0.0
56	NA	1	0.0	91	0.0
57	NA	1	0.0	118	0.0

Codes	Responses	Frequency	Percentage	Weighted Frequency	Weighted Percentage
62	NA	2	0.0	3,799	0.1
64	NA	1	0.0	62	0.0
67	NA	2	0.0	311	0.0
70	NA	1	0.0	1,356	0.0
73	NA	1	0.0	102	0.0
76	NA	1	0.0	62	0.0
		16,276	100.0	3,872,508	100.0

Variable Name: PUDOTRIPS Total Count of Pick Up / Drop Off Trips. This count does not exclude trips identified as work-related by the IS_TRIP variable.

Codes	Responses	Frequency	Percentage	Weighted Frequency	Weighted Percentage
0	NA	12,110	74.4	2,788,789	72.0
1	NA	1,167	7.2	292,787	7.6
2	NA	1,508	9.3	381,750	9.9
3	NA	467	2.9	119,574	3.1
4	NA	418	2.6	102,607	2.6
5	NA	165	1.0	51,246	1.3
6	NA	184	1.1	52,781	1.4
7	NA	82	0.5	30,643	0.8
8	NA	48	0.3	15,177	0.4
9	NA	34	0.2	7,620	0.2
10	NA	29	0.2	9,356	0.2
11	NA	22	0.1	4,206	0.1
12	NA	9	0.1	2,065	0.1
13	NA	10	0.1	3,251	0.1
14	NA	7	0.0	2,312	0.1
15	NA	2	0.0	334	0.0
16	NA	2	0.0	557	0.0
17	NA	1	0.0	370	0.0
20	NA	1	0.0	2,062	0.1
21	NA	1	0.0	2,301	0.1
23	NA	1	0.0	89	0.0
25	NA	2	0.0	194	0.0
27	NA	1	0.0	102	0.0
29	NA	1	0.0	246	0.0
30	NA	1	0.0	62	0.0
33	NA	1	0.0	245	0.0

Codes	Responses	Frequency	Percentage	Weighted Frequency	Weighted Percentage
35	NA	1	0.0	1,737	0.0
39	NA	1	0.0	47	0.0
		16,276	100.0	3,872,508	100.0

Variable Name: SHOPTRIPS Total Count of Shopping Trips. This count does not exclude trips identified as work-related by the IS_TRIP variable.

Codes	Responses	Frequency	Percentage	Weighted Frequency	Weighted Percentage
0	NA	8,300	51.0	1,994,242	51.5
1	NA	3,859	23.7	916,390	23.7
2	NA	2,163	13.3	512,547	13.2
3	NA	875	5.4	217,231	5.6
4	NA	578	3.6	123,900	3.2
5	NA	171	1.1	42,313	1.1
6	NA	170	1.0	31,373	0.8
7	NA	48	0.3	9,773	0.3
8	NA	53	0.3	10,741	0.3
9	NA	21	0.1	3,227	0.1
10	NA	15	0.1	5,029	0.1
11	NA	5	0.0	1,569	0.0
12	NA	9	0.1	1,401	0.0
13	NA	2	0.0	378	0.0
14	NA	3	0.0	1,560	0.0
15	NA	1	0.0	203	0.0
16	NA	1	0.0	357	0.0
18	NA	1	0.0	243	0.0
22	NA	1	0.0	32	0.0
		16,276	100.0	3,872,508	100.0

Variable Name: WORKTRIPS Total Count of Work Trips. This count does not exclude trips identified as work-related by the IS_TRIP variable.

Codes	Responses	Frequency	Percentage	Weighted Frequency	Weighted Percentage
0	NA	6,387	39.2	1,521,016	39.3
1	NA	4,416	27.1	1,085,058	28.0
2	NA	3,026	18.6	715,109	18.5

Codes	Responses	Frequency	Percentage	Weighted Frequency	Weighted Percentage
3	NA	1,218	7.5	281,039	7.3
4	NA	599	3.7	134,955	3.5
5	NA	259	1.6	50,731	1.3
6	NA	143	0.9	29,349	0.8
7	NA	71	0.4	16,864	0.4
8	NA	40	0.2	9,915	0.3
9	NA	34	0.2	6,405	0.2
10	NA	21	0.1	3,396	0.1
11	NA	14	0.1	4,673	0.1
12	NA	11	0.1	2,528	0.1
13	NA	8	0.0	2,203	0.1
14	NA	7	0.0	1,512	0.0
15	NA	4	0.0	614	0.0
16	NA	1	0.0	76	0.0
17	NA	3	0.0	462	0.0
18	NA	2	0.0	541	0.0
19	NA	2	0.0	1,134	0.0
20	NA	1	0.0	188	0.0
21	NA	2	0.0	291	0.0
22	NA	1	0.0	773	0.0
23	NA	1	0.0	1,104	0.0
25	NA	1	0.0	507	0.0
26	NA	1	0.0	120	0.0
30	NA	1	0.0	261	0.0
33	NA	1	0.0	330	0.0
55	NA	1	0.0	1,356	0.0
		16,276	100.0	3,872,508	100.0

Variable Name: LIFECYCLE Household lifecycle

Codes	Responses	Frequency	Percentage	Weighted Frequency	Weighted Percentage
1	Household has 1 adult, no children and no retired persons	2,858	17.6	741,886	19.2
2	Household has 2 or more adults, no children and no retired persons	4,580	28.1	841,770	21.7
3	Household has 1 adult and the youngest child is 0 to 4 years old	129	0.8	44,033	1.1
4	Household has 2 or more adults and the youngest child is 0 to 4 years old	1,416	8.7	417,141	10.8

Codes	Responses	Frequency	Percentage	Weighted Frequency	Weighted Percentage
5	Household has one adult and the youngest child is 5 to 17 years old	378	2.3	93,426	2.4
6	Household has 2 or more adults and the youngest child is 5 to 17 years old	1,891	11.6	570,166	14.7
7	Household has 2 adults and the age gap is 15 years or more	707	4.3	158,239	4.1
8	Household has 2 or more adults and the age gap for any two members is 15 years or more	1,062	6.5	313,686	8.1
9	Household has 1 or more adults with no children and all adults are retired	3,147	19.3	660,315	17.1
10	Too many item non-response cases to impute relationships	108	0.7	31,846	0.8
		16,276	100.0	3,872,508	100.0

Variable Name: DEL_DATE Initial Delivery Date

Codes	Responses	Frequency	Percentage	Weighted Frequency	Weighted Percentage
2015-07-24	NA	4,815	29.6	1,210,847	31.3
2015-09-18	NA	2,867	17.6	754,942	19.5
2015-11-20	NA	2,890	17.8	648,495	16.7
2016-01-22	NA	5,704	35.0	1,258,224	32.5
		16,276	100.0	3,872,508	100.0

Variable Name: HHRKWTO Household Weight

Codes	Responses	Frequency	Percentage	Weighted Frequency	Weighted Percentage
{range}	NA	16,276	100	3,872,508	100
		16,276	100	3,872,508	100

Variable Name: HHINC_I Household income (imputed)

Codes	Responses	Frequency	Percentage	Weighted Frequency	Weighted Percentage
1	NA	1,619	9.9	526,546	13.6
2	NA	1,733	10.6	451,554	11.7
3	NA	1,859	11.4	429,022	11.1

Codes	Responses	Frequency	Percentage	Weighted Frequency	Weighted Percentage
4	NA	2,535	15.6	560,174	14.5
5	NA	3,517	21.6	715,385	18.5
6	NA	2,166	13.3	461,277	11.9
7	NA	1,369	8.4	286,747	7.4
8	NA	637	3.9	163,558	4.2
9	NA	841	5.2	278,245	7.2
		16,276	100.0	3,872,508	100.0

Appendix JJ

Text and Email Reminders

1 **Text and Email Reminders**

2 *For MDOT/SEMCOG Travel Surveys*

3
4 **Prepared by:**

5 Westat

6
7
8 December 19, 2014

14 MI Travel Counts Survey Reminders Script

15 **Field Definitions**

16 REMCONT – Preferred Reminder Mode for Messages: 1=Text, 2=Email, 3=Phone

17 TRIPDATE – Travel Date

18 RETPREF – preferred Method for retrieval stated in REC: 1=WEB, 2=CATI, 3=No Preference

19 DOWNLOAD – Preference for downloading travel logs: 1=Printed at home (Yes), 2=Received in mail (No)

20 FINALGFLAG – GPS eligibility: 0=Non-GPS Household, 1=GPS Household, 2=Ineligible due to age, 3=Refused GPS, 9=Unexpected GPS ineligible

21 RELEASED – 1=Released for retrieval, 0 or null=not released

22 TEXTC – Flag for Text

23 TEXTR – Flag for Text

24 TEXT3 – Flag for Text

25 TEXT4 – Flag for Text

26 TEXT5 – Flag for Text

27 TEXT6 – Flag for Text

28 TEXT7 – Flag for Text

29 TEXT8 – Flag for Text

30 TEXT9 – Flag for Text

31 TEXT10 – Flag for Text

32 TEXT11 – Flag for Text

33 TEXT12 – Flag for Text

34 TEXT13 – Flag for Text

35 TEXTPR – Flag for Text

36 TEXTPR2 – Flag for Text

37 TEXTPR3 – Flag for Text

38 TEXT14 – Flag for Text

39 EMALC - Flag for Email

40 EMALR – Flag for Email

41 EMAL3 – Flag for Email

42 EMAL4 – Flag for Email

43 EMAL5 – Flag for Email

44 EMAL6 – Flag for Email

45 EMAL7 – Flag for Email

46 EMAL8 – Flag for Email

47 EMAL9 – Flag for Email

Email and Text Reminders

- 48 EMAL10 – Flag for Email
- 49 EMAL11 – Flag for Email
- 50 EMAL12 – Flag for Email
- 51 EMAL13 – Flag for Email
- 52 EMALPR – Flag for Email
- 53 EMALPR2 – Flag for Email
- 54 EMALPR3 – Flag for Email
- 55 EMAL14 – Flag for Email
- 56
- 57 REC DISPOSITION– **Recruit** – needed so we can send confirmations to recruit completes: 800
- 58 RET DISPOSITION – **Retrieval** – needed so messages aren’t sent to completed samples: 800
- 59 MAILFNAM/MAILFNAMGPS – Respondent First Name
- 60 MAILLNAM/ MAILLNAMGPS – Respondent Last Name
- 61

62 **CONTENTS**

63

64 **Email and Text Reminder Program Script.....1**

65 **MI Travel Counts Survey Reminders Script.....2**

66 *Field Definitions*..... 2

67 **Post Recruitment Confirmation9**

68 **Email for Logs-only with Preference for Mailed Logs (FLAG= EMALC) 9**

69 **Text for Logs-only with Preference for Mailed Logs (FLAG= TEXTC) 9**

70 **Email for Logs-only with Preference to Download Logs (FLAG= EMALC) 10**

71 **Text for Logs-only with Preference to Download Logs (FLAG=TEXTC) 10**

72 **Email for all GPS households (FLAG=EMALC) 10**

73 **Text for all GPS households (FLAG= TEXTC) 11**

74 **One Days Prior to Travel Date (TRIPDATE-1) – Pre-Travel Day Reminder11**

75 **Text - For Logs Only (Flag=TEXTR):..... 11**

76 **Email – For Logs Only – Receive by Mail (Flag=EMALR):..... 12**

77 **Email – For Logs Only – Print (Flag=EMAL?):..... 12**

78 **Text - For GPS: (FLAG=TEXTR) 13**

79 **Email - For GPS households where all members receive GPS devices, aka, no Log Only Household members (FLAG=EMALR) 13**

80 **Email - For GPS households with Log Only Household members (FLAG=EMALR) 14**

81 **One Day after Travel Date (TRIPDATE+1) – Retrieval Reminder and GPS Usage Reminder15**

82	Text - For Log Only (FLAG=TEXT3):	15
83	Email - For Log Only (FLAG=EMAL3):	15
84	Text – for GPS (FLAG= TEXT3)	16
85	Email - For GPS households where all members receive GPS devices, aka, no Log Only Household members (FLAG=EMAL3)	16
86	Email - For GPS with Log Only Household members: (FLAG=EMAL3)	16
87	Two Days after Travel Date (TRIPDATE+2) –GPS Usage Reminder	17
88	Text – for GPS (FLAG= TEXT4)	17
89	Email - For GPS with Log Only Household members: (FLAG=EMAL4)	17
90	Email - For GPS households where all members receive GPS devices, aka, no Log Only Household members (FLAG=EMAL4)	18
91	Three Days after Travel Date (TRIPDATE+3) – GPS Return	19
92	Text - For GPS (FLAG=TEXT5)	19
93	Email - For GPS households where all members receive GPS devices, aka, no Log Only Household members (FLAG=EMAL5)	19
94	Email - For GPS with Log Only Household members (FLAG=EMAL5)	20
95	Four Days after Travel Date (TRIPDATE+4) – GPS Return	21
96	Text - For GPS (FLAG=TEXT6)	21
97	Email - For GPS households where all members receive GPS devices, aka, no Log Only Household members (FLAG=EMAL6)	21
98	Email - For GPS with Log Only Household members (FLAG=EMAL6)	22
99	Five Days after Travel Date (TRIPDATE +5) – Retrieval Reminder	23
100	Text - For Log Only (FLAG=TEXT7):	23

101	Email - For Log Only (FLAG=EMAL7):	23
102	Five Days after Travel Date (TRIPDATE+5) – GPS Return	23
103	Text - For GPS (FLAG=TEXT7)	24
104	Email - For GPS households where all members receive GPS devices, aka, no Log Only Household members (FLAG=EMAL7)	24
105	Email - For GPS with Log Only Household members (FLAG=EMAL7)	25
106	Seven Days after Travel Date (TRIPDATE+7) – GPS Return	25
107	Text - For GPS (FLAG=TEXT8)	26
108	Email - For GPS households where all members receive GPS devices, aka, no Log Only Household members (FLAG=EMAL8)	26
109	Email - For GPS with Log Only Household members (FLAG=EMAL8)	27
110	Ten Days after Travel Date (TRIPDATE +10) – Retrieval Reminder and GPS Device Return Reminder.....	28
111	Text - For Log Only (FLAG=TEXT9):.....	28
112	Email - For Log Only (FLAG=EMAL9):	28
113	Text - For GPS (FLAG=TEXT9)	29
114	Email - For GPS households where all members receive GPS devices, aka, no Log Only Household members (FLAG=EMAL9)	29
115	Email - For GPS with Log Only Household members (FLAG=EMAL9)	30
116	14 Days after Travel Date (TRIPDATE + 14) Equipment Retrieval.....	31
117	Email - For GPS households where all members receive GPS devices, aka, no Log Only Household members (FLAG=EMAL10)	31
118	Email - For GPS with Log Only Household members (FLAG=EMAL10)	33
119	17 Days after Travel Date (TRIPDATE + 17) Equipment Retrieval.....	33

120	Email - For GPS households where all members receive GPS devices, aka, no Log Only Household members (FLAG=EMAL11)	34
121	Email - For GPS with Log Only Household members (FLAG=EMAL11)	35
122	21 Days after Travel Date (TRIPDATE + 21) Equipment Retrieval.....	36
123	Email - For GPS households where all members receive GPS devices, aka, no Log Only Household members (FLAG=EMAL12)	36
124	Email - For GPS with Log Only Household members (FLAG=EMAL12)	37
125	28 Days after Travel Date (TRIPDATE + 28) Equipment Retrieval.....	38
126	Prompted Recall Notification (Released=Today) (FLAG=TextPR)	39
127	<i>Text - For GPS+PR (FLAG=TEXTPR):</i>	39
128	<i>Email - For GPS+PR (FLAG=EMALPR):</i>	39
129	Prompted Recall Reminder (Released, Not Complete in last 5 days)	39
130	<i>Text - For GPS+PR (FLAG=TextPR2):</i>	40
131	<i>Email - For GPS+PR (FLAG=EMALPR2):</i>	40
132	Prompted Recall Reminder (Released, but not complete in 10 days).....	40
133	<i>Text - For GPS+PR (FLAG=TextPR3):</i>	40
134	<i>Email - For GPS+PR (FLAG=EMALPR3):</i>	40
135	Completion Confirmation.....	41
136	Email - Log Only, Retrieval Complete (FLAG=EMAL14).....	41
137	Text – Log Only, Retrieval Complete (FLAG=TEXT14).....	42
138	Email - For GPS Retrieval Complete, GPS Returned (FLAG=EMAL14),.....	42

139 **Text - For GPS Retrieval Complete, GPS Returned (FLAG=EMAL14), 43**

140 **Table of Reminders for each Participant Type44**

141

142

143 **Post Recruitment Confirmation**

144 These messages should be sent to participants after they have completed the recruit phase as a confirmation.

145 **Email for Logs-only with Preference for Mailed Logs (FLAG= EMALC)**

146 **Conditions:** (INSTRUMENTDISPOSITION=RECRUIT COMPLETE AND REMCONT = 2 AND SAMPLEDISPOSITION=800); (FINALGFLAG=0,2,3); DOWNLOAD=2

147 **Conditions for Dev:** \$TODAY_ASSN < assn AND recdispoid = 800 AND retdispoid != 800 AND hh_dispoid not in (501,602,603,202) AND email = 1 AND gflag != 1
148 ~~IN (0,2,3)~~ AND download = 2

149 **File:** PostRecruitConfirmationLogOnlyEmail.html

150 Hello <MAILFNAM> <MAILLNAM>,

151 This is a confirmation that you have successfully completed the first step of your participation in the MI Travel Counts survey. We will send your travel log(s) by
152 mail a few days before your assigned travel day on <TRIPDATE>.

153 If you have any questions, please call us at 1-855-774-1800.

154 Thank you again for participating in MI Travel Counts! Remember, we value your input, no matter how much or how little you travel!

155
156 The MI Travel Counts Survey Team

157
158 (reference: <SAMPNO>)

159 **Text for Logs-only with Preference for Mailed Logs (FLAG= TEXTC)**

160 **Conditions:** (INSTRUMENTDISPOSITION=RECRUIT COMPLETE AND REMCONT = 1 AND SAMPLEDISPOSITION=800); (FINALGFLAG=0,2,3); DOWNLOAD=2

161 **Conditions for Dev:** \$TODAY_ASSN < assn AND recdispoid = 800 AND hh_dispoid not in (501,602,603,202) AND download = 2 AND text=1 AND gflag != 1

162 **File:** PostRecruitConfirmationLogOnlyText.txt

163 Hi, We will send your MI Travel Counts travel log by mail a few days before your travel day on <TRIPDATE>. Questions? Call 1-855-774-1800.

164 **Email for Logs-only with Preference to Download Logs (FLAG= EMALC)**

165 **Conditions:** (INSTRUMENTDISPOSITION=RECRUIT COMPLETE AND REMCONT = 2 AND SAMPLEDISPOSITION=800); (FINALGFLAG=0,2,3); DOWNLOAD=1

166 **Conditions for Dev:** \$TODAY_ASSN < assn AND recdispoid = 800 AND hh_dispoid not in (501,602,603,202) AND email=1 AND download = 1 AND gflag != 1

167 **File:** PostRecruitConfirmationDownloadLogOnlyEmail.html

168 Hello <MAILFNAM> <MAILLNAM>,

169 This is a confirmation that you have successfully completed the first step of your participation in the MI Travel Counts survey. Please use the travel log(s) you
170 downloaded from www.MITravelCounts.com to record your travel on your travel day on <TRIPDATE>.

171 If you have any questions, please call us at 1-855-774-1800.

172 Thank you again for participating in MI Travel Counts! Remember, we value your input, no matter how much or how little you travel.

173

174 The MI Travel Counts Survey Team

175
176 (reference: <SAMPNO>)

177 **Text for Logs-only with Preference to Download Logs (FLAG=TEXTC)**

178 **Conditions:** (INSTRUMENTDISPOSITION=RECRUIT COMPLETE AND REMCONT = 1 AND SAMPLEDISPOSITION=800); (FINALGFLAG=0,2,3); DOWNLOAD=1

179 **Conditions for Dev:** \$TODAY_ASSN < assn AND recdispoid = 800 AND hh_dispoid not in (501,602,603,202) AND text=1 AND download = 1 AND gflag != 1

180 **File:** PostRecruitConfirmationDownloadLogOnlyText.txt

181 Hi, Please use the travel logs you downloaded to report travel on your travel day on <TRIPDATE>. Questions? Call 1-855-774-1800.

182 **Email for all GPS households (FLAG=EMALC)**

183 **Conditions:** (INSTRUMENTDISPOSITION=RECRUIT COMPLETE AND REMCONT = 2 AND SAMPLEDISPOSITION=800); (FINALGFLAG=1)

184 **Conditions for Dev:** \$TODAY_ASSN < assn AND recdispoid = 800 AND hh_dispoid not in (501,602,603,202) AND email=1 AND download = 1 AND gflag = 1
Email and Text Reminders

185 File: PostRecruitConfirmationGpsEmail.html

186 Hello <MAILFNAMGPS> <MAILLNAMGPS>,

187 This is a confirmation that you have successfully completed the first step of your participation in the MI Travel Counts survey. We will send your GPS device(s)
188 along with travel log(s) by FedEx a few days before your assigned travel day on <TRIPDATE>.

189 If you have any questions, please call 1-855-774-1800.

190 Thank you again for participating in MI Travel Counts! Remember, we value your input, no matter how much or how little you travel!

191

192 The MI Travel Counts Survey Team

193

194 (reference: <SAMPNO>)

195 **Text for all GPS households (FLAG= TEXTC)**

196 Conditions: (INSTRUMENTDISPOSITION=RECRUIT COMPLETE AND REMCONT = 1 AND SAMPLEDISPOSITION=800); (FINALGFLAG=1)

197 Conditions for Dev: \$TODAY_ASSN < assn AND recdispoid = 800 AND hh_dispid NOT IN (501,602,603,202) AND text=1 AND download=1 AND gflag = 1

198 File: PostRecruitConfirmationGpsText.txt

199 Hello, Your MI Travel Counts GPS devices and travel logs will arrive by FedEx a few days before <TRIPDATE>. Questions? Call 1-855-774-1800.

200 **One Days Prior to Travel Date (TRIPDATE-1) – Pre-Travel Day Reminder**

201 These messages go out to remind households to record travel on the assigned travel day and to use GPS devices if they are a GPS household.

202 **Text - For Logs Only (Flag=TEXTR):**

203 Conditions: (FINALGFLAG=0,2,3) AND REMCONT=1, TRIPDATE is tomorrow. Message has not already been sent.

204 Conditions for Dev: assn <= (\$TRAVEL_ASSN) AND assn >= (\$TRAVEL_ASSN - 1) AND recdispoid = 800 AND hh_dispid NOT IN (501,602,603,202) AND
205 text=1 AND gflag != 1

206 File: OneDayPriorToTravelLogOnlyText.txt

Email and Text Reminders

207
208
209
210
211
212
213
214
215
216
217
218
219
220
221
222
223
224
225
226
227
228
229
230
231
232
233
234
235
236
237

Thanks for participating in the MI Travel Counts survey. Please use all travel logs on <TRIPDATE>. Questions? Call 1-855-774-1800.

Email – For Logs Only – Receive by Mail (Flag=EMALR):

Conditions: (FINALGFLAG=0,2,3) AND REMCONT=2, TRIPDATE is tomorrow. Message has not already been sent.

Conditions for Dev: assn <=& (\$TRAVEL_ASSN) AND assn >= (\$TRAVEL_ASSN - 1) AND recdispoid = 800 AND hh_dispoid NOT IN (501,602,603,202) AND email=1 AND gflag != 1 AND DOWNLOAD=2

File: [OneDayPriorToTravelLogOnlyEmail.html](#)

Hello <MAILFNAM> <MAILLNAM>,

Thank you for participating in the MI Travel Counts survey. Your household is scheduled to participate in the survey on <TRIPDATE>. Please have each person in your home take their travel log with them and record their travel for the day. If you have not yet received your logs, you can download them at www.MITravelCounts.com, or you can simply note where, when, how and why you go for each place you visit on <TRIPDATE>.

Remember, households that complete the survey will receive \$20.

If you have questions, please reply to this email or call us at 1-855-774-1800.

Thank you,

The MI Travel Counts Survey Team

(reference: <SAMPNO>)

Email – For Logs Only – Print (Flag=EMAL?):

Conditions: (FINALGFLAG=0,2,3) AND REMCONT=2, TRIPDATE is tomorrow. Message has not already been sent.

Conditions for Dev: assn <=& (\$TRAVEL_ASSN) AND assn >= (\$TRAVEL_ASSN - 1) AND recdispoid = 800 AND hh_dispoid NOT IN (501,602,603,202) AND email=1 AND download = 1 AND gflag != 1 AND DOWNLOAD=1

File: [OneDayPriorToTravelLogOnlyPrintEmail.html](#)

Hello <MAILFNAM> <MAILLNAM>,

238 Thank you for participating in the MI Travel Counts survey. Your household is scheduled to participate in the survey on <TRIPDATE>. Please have each person in
239 your home take their travel log with them and record their travel for the day. If you have not yet printed your logs, you can download them at
240 www.MITravelCounts.com, or you can simply note where, when, how and why you go for each place you visit on <TRIPDATE>.

241
242 Remember, households that complete the survey will receive \$20.

243
244 If you have questions, please reply to this email or call us at 1-855-774-1800.

245
246 Thank you,

247
248 The MI Travel Counts Survey Team

249
250 (reference: <SAMPNO>)

251

252 **Text - For GPS: (FLAG=TEXTR)**

253 **Conditions: (FINALGFLAG=1) AND REMCONT=1, TRIPDATE is tomorrow. Message has not already been sent.**

254 **Conditions for Dev: assn <= (\$TRAVEL_ASSN) AND assn >= (\$TRAVEL_ASSN - 1) AND recdispoid = 800 AND hh_dispoid NOT IN (501,602,603,202) AND**
255 **text=1 AND gflag = 1**

256 **File: OneDayPriorToTravelGpsText.txt**

257

258 Your MI Travel Counts survey starts on <TRIPDATE>. Please use your GPS device(s) & log(s) as instructed. Questions? Call 1-855-774-1800.

259 **Email - For GPS households where all members receive GPS devices, aka, no Log Only Household members (FLAG=EMALR)**

260 **Conditions: (FINALGFLAG=1) AND REMCONT=2, AND LOG_ONLY persons=0 AND TRIPDATE is tomorrow. Message has not already been sent.**

261 **Conditions for Dev: assn <= (\$TRAVEL_ASSN) AND assn >= (\$TRAVEL_ASSN - 1) AND recdispoid = 800 AND hh_dispoid NOT IN (501,602,603,202) AND**
262 **email=1 AND gflag = 1 AND log_only = 0**

263 **File: OneDayPriorToTravelGpsNoLogOnlyEmail.html**

264 Hello <MAILFNAMGPS> <MAILLNAMGPS>,

265 Thank you for participating in the MI Travel Counts survey. Your household is scheduled to start the survey on <TRIPDATE>. Please have each person in your
266 household take their logs with them and record their travel for the day. In addition to using the logs, the GPS devices should be used as instructed.

Email and Text Reminders

267 Remember, your household will receive \$25 per person that received the GPS devices ONLY if each member of your household:
268 1. Uses the GPS device(s) on the assigned travel days
269 2. Returns the GPS device(s) and the completed usage log
270 3. When contacted, confirms their travel for the first travel day by phone or web

271 If you have questions, please reply to this email or call us at 1-855-774-1800.

272 Thank you,

273 The MI Travel Counts Survey Team

274
275 (reference: <SAMPNO>)

276 **Email - For GPS households with Log Only Household members (FLAG=EMALR)**

277 **Conditions: (FINALGFLAG=1) AND TRIPDATE is tomorrow AND (REMCONT=2) AND LOG_ONLY persons>0**

278 **Conditions for Dev: assn <= (\$TRAVEL_ASSN) AND assn >= (\$TRAVEL_ASSN - 1) AND recdispoid = 800 AND hh_dispoid NOT IN (501,602,603,202) AND**
279 **text=1 AND gflag = 1 AND log_only > 0**

280 **File: OneDayPriorToTravelGpsLogOnlyEmail.html**

281 Hello <MAILFNAMGPS> <MAILLNAMGPS>,

282 Thank you for participating in the MI Travel Counts survey. Your household is scheduled to start the survey on <TRIPDATE>. Please have each person in your
283 household take their logs with them and record their travel for the day. In addition to using the logs, the GPS devices should be used as instructed.

284 Remember, your household will receive \$25 per person that received the GPS devices ONLY if each member of your household:
285 1. Uses the GPS device(s) on the assigned travel days
286 2. Returns the GPS device(s) and the completed usage log
287 3. When contacted, household members assigned a GPS device confirm their travel for the first travel day by phone or web
288 4. When contacted, household members assigned a log report their travel for the first travel day by phone or web

289
290 If you have questions, please reply to this email or call us at 1-855-774-1800.

291 Thank you,
292 The MI Travel Counts Survey Team
293
294 (reference: <SAMPNO>)

295 **One Day after Travel Date (TRIPDATE+1) – Retrieval Reminder and GPS Usage Reminder**

296 This message goes out one day after the assigned travel date to remind households to report travel and to ask GPS households to continue using the devices.

297 **Text - For Log Only (FLAG=TEXT3):**

298 Conditions: (FINALGFLAG=0,2,3); REMCONT=1, TRIPDATE is 1 day ago, and RETRIEVAL NOT COMPLETE

299 Conditions for Dev: text=1 AND recdispoid = 800 AND retdispoid != 800 AND hh_dispoid NOT IN (501,602,603,202) AND gflag != 1

300 File: OneDayAfterTravelLogOnlyText.txt

301 Thank you for participating in the survey. Please report your yesterday's travel NOW at www.MItravelcounts.com. Questions? Call 1-855-774-1800.

302 **Email - For Log Only (FLAG=EMAL3):**

303 Conditions: (FINALGFLAG=0,2,3); REMCONT=2, TRIPDATE is 1 day ago, AND RETRIEVAL NOT COMPLETE

304 Conditions for Dev: email=1 AND recdispoid = 800 AND retdispoid != 800 AND hh_dispoid NOT IN (501,602,603,202) AND gflag != 1

305 File: OneDayAfterTravelLogOnlyEmail.html

306 Hello <MAILFNAM> <MAILLNAM>,

307 Thank you for participating in the MI Travel Counts survey. Please log in to www.MITravelCounts.com, enter your pin: <PINNO> and report your travel **as soon as possible**.

309 Remember, households that complete both parts of the survey will receive \$20.

310 If you have questions, please reply to this email or call us at 1-855-774-1800.

311 Thank you,

312 The MI Travel Counts Survey Team

313
314 (reference: <SAMPNO>)

Email and Text Reminders

315 **Text – for GPS (FLAG= TEXT3)**

316 Conditions: (FINALGFLAG=1); REMCONT=1, TRIPDATE is 1 day ago

317 Conditions for Dev: text=1 AND recdispoid = 800 AND retdispoid != 800 AND hh_dispoid NOT IN (501,602,603,202) AND gflag = 1

318 File: OneDayAfterTravelGpsText.txt

319

320 Thank you for participating. Please use GPS devices through tomorrow, charging overnight, then return them. Questions? Call 1-855-774-1800.

321 **Email - For GPS households where all members receive GPS devices, aka, no Log Only Household members (FLAG=EMAL3)**

322 Conditions: (FINALGFLAG=1); REMCONT=2, TRIPDATE is 1 days ago and LOG_ONLY persons=0

323 Conditions for Dev: email=1 AND recdispoid = 800 AND retdispoid != 800 AND hh_dispoid NOT IN (501,602,603,202) AND gflag = 1 AND log_only=0

324 File: OneDayAfterTravelGpsNoLogOnlyEmail.html

325

326 Hello <MAILFNAMGPS> <MAILLNAMGPS>,

327 Please charge and keep using your GPS devices through the end of the day tomorrow before returning them in the box and return FedEx envelope provided.

328 Remember, your household will receive \$25 per person that received the GPS devices ONLY if each member of your household:

- 329 1. Uses the GPS device(s) on the assigned travel days
- 330 2. Returns the GPS device(s) and the completed usage log
- 331 3. When contacted, confirms their travel for the first travel day by phone or web

332 If you have questions, please reply to this email or call us at 1-855-774-1800.

333 Thank you,

334 The MI Travel Counts Survey Team

335 Reference: <SAMPNO>

336 **Email - For GPS with Log Only Household members: (FLAG=EMAL3)**

337 Conditions: (FINALGFLAG=1); REMCONT=2, TRIPDATE is 1 day ago and LOG_ONLY persons>0

338 Conditions for Dev: email=1 AND recdispoid = 800 AND retdispoid != 800 AND hh_dispoid NOT IN (501,602,603,202) AND gflag = 1 AND log_only > 0

339 File: OneDayAfterTravelGpsLogOnlyEmail.html

340 Hello <MAILFNAMGPS> <MAILLNAMGPS>,

341 Please charge and keep using your GPS devices through the end of the day tomorrow before returning them in the box and return FedEx envelope provided.

342 Remember, your household will receive \$25 per person that received the GPS devices ONLY if each member of your household:

- 343 1. Uses the GPS device(s) on the assigned travel days
- 344 2. Returns the GPS device(s) and the completed usage log
- 345 3. When contacted, household members assigned a GPS device confirm their travel for the first travel day by phone or web
- 346 4. When contacted, household members assigned a log report their travel for the first travel day by phone or web

347

348 If you have questions, please reply to this email or call us at 1-855-774-1800.

349 Thank you,

350 The MI Travel Counts Survey Team

351 Reference: <SAMPNO>

352 **Two Days after Travel Date (TRIPDATE+2) -GPS Usage Reminder**

353 This message goes out two days after the assigned travel date to remind GPS households to continue using the devices.

354 **Text – for GPS (FLAG= TEXT4)**

355 Conditions: (FINALGFLAG=1); REMCONT=1, TRIPDATE is 2 days ago

356 Conditions for Dev: text=1 AND recdispoid = 800 AND retdispoid != 800 AND hh_dispoid NOT IN (501,602,603,202) AND gflag = 1

357 File: TwoDaysAfterTravelGpsText.txt

358 Thank you for participating in MI Travel Counts. Please use GPS devices through today and return them tomorrow. Questions? Call 1-855-774-1800.

359 **Email - For GPS with Log Only Household members: (FLAG=EMAL4)**

360 Conditions: (FINALGFLAG=1); REMCONT=2, TRIPDATE is 2 days ago and LOG_ONLY persons>0

361 Conditions for Dev: email=1 AND recdispoid = 800 AND retdispoid != 800 AND hh_dispoid NOT IN (501,602,603,202) AND gflag = 1 AND log_only > 0

362 File: TwoDaysAfterTravelGpsLogOnlyEmail.html

363 Hello <MAILFNAMGPS> <MAILLNAMGPS>,

364 Please keep using your GPS devices through the end of the day today before returning them tomorrow in the box and FedEx envelope provided.

365 Remember, your household will receive \$25 per person that received the GPS devices ONLY if each member of your household:

- 366 1. Uses the GPS device(s) on the assigned travel days
- 367 2. Returns the GPS device(s) and the completed usage log
- 368 3. When contacted, household members assigned a GPS device confirm their travel for the first travel day by phone or web
- 369 4. When contacted, household members assigned a log report their travel for the first travel day by phone or web

370

371 If you have questions, please reply to this email or call us at 1-855-774-1800.

372 Thank you,

373 The MI Travel Counts Survey Team

374 Reference: <SAMPNO>

375 **Email - For GPS households where all members receive GPS devices, aka, no Log Only Household members (FLAG=EMAL4)**

376 **Conditions: (FINALFLAG=1); REMCONT=2, TRIPDATE is 2 days ago and LOG_ONLY persons=0**

377 **Conditions for Dev: email=1 AND recdispoid = 800 AND retdispoid != 800 AND hh_dispoid NOT IN (501,602,603,202) AND gflag = 1 AND log_only = 0**

378 **File: TwoDaysAfterTravelGpsNoLogOnlyEmail.html**

379

380 Hello <MAILFNAMGPS> <MAILLNAMGPS>,

381 Please keep using your devices through the end of the day today before returning them tomorrow in the box and FedEx envelope provided.

382 Remember, your household will receive \$25 per person who received the GPS devices ONLY if each member of your household:

- 383 1. Uses the GPS device(s) on the assigned travel days
- 384 2. Returns the GPS device(s) and the completed usage log
- 385 3. When contacted, confirms their travel for the first travel day by phone or web

386 If you have questions, please reply to this email or call us at 1-855-774-1800.

387 Thank you,

388 The MI Travel Counts Survey Team

Email and Text Reminders

389 Reference: <SAMPNO>

390 **Three Days after Travel Date (TRIPDATE+3) – GPS Return**

391 This message goes out 3 days after the assigned travel date to remind GPS households to return their GPS equipment.

392 **Text - For GPS (FLAG=TEXT5)**

393 Conditions: (FINALFLAG=1) AND (DATE=TRIPDATE+3) AND (REMCNT=1) AND shippedback<>1 OR (CONTROLCODE IN (1, 6))

394 Conditions for Dev: text=1 AND recdispoid = 800 AND (retdispoid != 800 AND OR controlcode in (1, 6)) AND hh_dispoid NOT IN (501,602,603,202) AND gflag = 1
395 ~~AND dow = 5~~

396 File: ThreeDaysAfterTravelGpsText.txt

397 Thank you for participating in the MI Travel Counts survey. Use the pre-paid FedEx packaging to return GPS devices. Questions? Call 1-855-774-1800.

398 **Email - For GPS households where all members receive GPS devices, aka, no Log Only Household members (FLAG=EMAL5)**

399 Conditions: (FINALFLAG=1) AND (DATE=TRIPDATE+3) AND (REMCNT=2) AND (shippedback<>1) OR (RETRIEVAL NOT COMPLETE OR CONTROLCODE IN (1, 6))
400 AND LOG_ONLY persons=0

401 Conditions for Dev: email=1 AND recdispoid = 800 AND (retdispoid != 800 AND OR controlcode in (1, 6)) AND hh_dispoid NOT IN (501,602,603,202) AND gflag = 1
402 ~~AND dow = 5~~ AND log_only = 0

403 File: ThreeDaysAfterTravelGpsNoLogOnlyEmail.html

404 Hello <MAILFNAMGPS> <MAILLNAMGPS>,

405 Thank you for participating in the MI Travel Counts survey. Please return your GPS device(s) as soon as possible by calling FedEx at 1-800-GO-FEDEX or placing
406 the return package in a FedEx drop box. Once we receive your devices, we will contact you via phone, email, or text. At that time, you will be asked to confirm
407 your travel online at www.MItravelcounts.com or by phone at 1-855-774-1800.

408 Remember, your household will receive \$25 per person that received the GPS devices ONLY if each member of your household:

- 409 1. Uses the GPS device(s) on the assigned travel days
- 410 2. Returns the GPS device(s) and the completed usage log

411 3. When contacted, confirms their travel for the first travel day by phone or web

412

413 If you have questions, please reply to this email or call us at 1-855-774-1800.

414 Thank you,

415 The MI Travel Counts Survey Team

416 Reference: <SAMPNO>

417 **Email - For GPS with Log Only Household members (FLAG=EMAL5)**

418 **Conditions: (FINALFLAG=1) AND (DATE=TRIPDATE+3) AND (REMCONT=2) AND (shippedback<>1) OR (RETRIEVAL NOT COMPLETE OR CONTROLCODE IN (1, 6))**
419 **AND LOG_ONLY persons>0**

420 **Conditions for Dev: email=1 AND recdispoid = 800 AND (retdispoid != 800 OR controlcode in (1, 6)) AND hh_dispoid NOT IN (501,602,603,202) AND gflag = 1 AND**
421 **dw=5 AND log_only > 0**

422 **File: ThreeDaysAfterTravelGpsLogOnlyEmail.html**

423 Hello <MAILFNAMGPS> <MAILLNAMGPS>,

424 Thank you for participating in the MI Travel Counts survey. Please return your GPS device(s) as soon as possible by calling FedEx at 1-800-GO-FEDEX or placing
425 the return package in a FedEx drop box. Once we receive your devices, we will contact you via phone, email, or text. At that time, you will be asked to confirm
426 your travel online at www.MItravelcounts.com or by phone at 1-855-774-1800.

427 Remember, your household will receive \$25 per person that received the GPS devices ONLY if each member of your household:

- 428 1. Uses the GPS device(s) on the assigned travel days
- 429 2. Returns the GPS device(s) and the completed usage log
- 430 3. When contacted, household members assigned a GPS device confirm their travel for the first travel day by phone or web
- 431 4. When contacted, household members assigned a log report their travel for the first travel day by phone or web

432 If you have questions, please reply to this email or call us at 1-855-774-1800.

433 Thank you,

434 The MI Travel Counts Survey Team

435 Reference: <SAMPNO>

436 **Four Days after Travel Date (TRIPDATE+4) – GPS Return**

437 This message goes out 4 days after the assigned travel date to remind GPS households to return their GPS equipment.

438 **Text - For GPS (FLAG=TEXT6)**

439 Conditions: (FINALFLAG=1) AND (DATE=TRIPDATE+4) AND (REMCONT=1) AND (shippedback<>1) OR (CONTROLCODE IN (1, 6))

440 Conditions for Dev: text=1 AND recdispoid = 800 AND retdispoid != 800 AND hh_dispoid NOT IN (501,602,603,202) AND gflag = 1 AND controlcode in (1, 6)

441 File: FourDaysAfterTravelGpsText.txt

442 Thank you for participating in the MI Travel Counts survey. Use the pre-paid FedEx packaging to return GPS devices. Questions? Call 1-855-774-1800.

443 **Email - For GPS households where all members receive GPS devices, aka, no Log Only Household members (FLAG=EMAL6)**

444 Conditions: (FINALFLAG=1) AND (DATE=TRIPDATE+4) AND (REMCONT=2) AND (shippedback<>1) OR CONTROLCODE IN (1, 6)) AND LOG_ONLY persons=0

445 Conditions for Dev: email=1 AND recdispoid = 800 AND retdispoid != 800 AND hh_dispoid NOT IN (501,602,603,202) AND gflag = 1 AND controlcode in (1, 6)
446 AND log_only = 0

447 File: FourDaysAfterTravelGpsNoLogOnlyEmail.html

448 Hello <MAILFNAMGPS> <MAILLNAMGPS>,

449 Thank you for participating in the MI Travel Counts survey. Please return your GPS device(s) as soon as possible by calling FedEx at 1-800-GO-FEDEX or placing
450 the return package in a FedEx drop box. Once we receive your devices, we will contact you via phone, email, or text. At that time, you will be asked to confirm
451 your travel online at www.MItravelcounts.com or by phone at 1-855-774-1800.

452 Remember, your household will receive \$25 per person that received the GPS devices ONLY if each member of your household:

- 453 1. Uses the GPS device(s) on the assigned travel days
- 454 2. Returns the GPS device(s) and the completed usage log
- 455 3. When contacted, confirms their travel for the first travel day by phone or web

Email and Text Reminders

456
457 If you have questions, please reply to this email or call us at 1-855-774-1800.

458 Thank you,

459 The MI Travel Counts Survey Team

460 Reference: <SAMPNO>

461 **Email - For GPS with Log Only Household members (FLAG=EMAL6)**

462 **Conditions: (FINALGFLAG=1) AND (DATE=TRIPDATE+4) AND (REMCONT=2) AND (shippedback<>1) OR CONTROLCODE IN (1, 6)) AND LOG_ONLY persons>0**

463 **Conditions for Dev: email=1 AND recdispoid = 800 AND retdispoid != 800 AND hh_dispoid NOT IN (501,602,603,202) AND gflag = 1 AND controlcode in (1, 6)**
464 **log_only > 0**

465 **File: FourDaysAfterTravelGpsLogOnlyEmail.html**

466 Hello <MAILFNAMGPS> <MAILLNAMGPS>,

467 Thank you for participating in the MI Travel Counts survey. Please return your GPS device(s) as soon as possible by calling FedEx at 1-800-GO-FEDEX or placing
468 the return package in a FedEx drop box. Once we receive your devices, we will contact you via phone, email, or text. At that time, you will be asked to confirm
469 your travel online at www.MItravelcounts.com or by phone at 1-855-774-1800.

470 Remember, your household will receive \$25 per person that received the GPS devices ONLY if each member of your household:

- 471 1. Uses the GPS device(s) on the assigned travel days
- 472 2. Returns the GPS device(s) and the completed usage log
- 473 3. When contacted, household members assigned a GPS device confirm their travel for the first travel day by phone or web
- 474 4. When contacted, household members assigned a log report their travel for the first travel day by phone or web

475 If you have questions, please reply to this email or call us at 1-855-774-1800.

476 Thank you,

477 The MI Travel Counts Survey Team

478 Reference: <SAMPNO>

479 **Five Days after Travel Date (TRIPDATE +5) – Retrieval Reminder**

480 This message goes out five days after the assigned travel date to remind households to report their travel.

481 **Text - For Log Only (FLAG=TEXT7):**

482 Conditions: FINALGFLAG IN (0,2,3); REMCONT=1 AND TRIPDATE is 5 days ago and RETRIEVAL NOT COMPLETE

483 Conditions for Dev: text=1 AND recdispoid = 800 AND retdispoid != 800 AND hh_dispoid NOT IN (501,602,603,202) AND gflag ~~IN (0,2,3)~~ != 1

484 File: FiveDaysAfterTravelLogOnlyText.txt

485 Thank you for participating in the MI Travel Counts survey. Please report your travel NOW at www.mitracounts.com or call 1-855-774-1800.

486 **Email - For Log Only (FLAG=EMAL7):**

487 Conditions: FINALGFLAG IN (0,2,3); REMCONT=2, TRIPDATE is 5 days ago, and RETRIEVAL NOT COMPLETE

488 Conditions for Dev: email=1 AND recdispoid = 800 AND retdispoid != 800 AND hh_dispoid NOT IN (501,602,603,202) AND gflag ~~IN (0,2,3)~~ != 1

489 File: FiveDaysAfterTravelLogOnlyEmail.html

490 Hello <MAILFNAM> <MAILLNAM>,

491

492 Thank you for participating in the MI Travel Counts survey. Please log in at www.MITracounts.com, enter your pin: <PINNO> and report your travel **as soon as possible**.

493

494 **Remember**, households that complete both parts of the survey will receive \$20.

495

496 If you have questions, please reply to this email or call us at 1-855-774-1800.

497

498 Thank you,

499

500 The MI Travel Counts Survey Team

501

503 **Five Days after Travel Date (TRIPDATE+5) – GPS Return**

504 This message goes out 5 days after the assigned travel date to remind GPS households to return their GPS equipment.

505 **Text - For GPS (FLAG=TEXT7)**

506 Conditions: (FINALFLAG=1) AND (DATE=TRIPDATE+5) AND (REMCOUNT=1) AND (shippedback<>1) OR (CONTROLCODE IN (1, 6))

507 Conditions for Dev: text=1 AND recdispoid = 800 AND retdispoid != 800 AND hh_dispoid NOT IN (501,602,603,202) AND gflag = 1 AND controlcode IN (1, 6)

508 File: FiveDaysAfterTravelGpsText.txt

509 Thanks for participating in the MI Travel Counts survey. Use the pre-paid FedEx Pak to return GPS devices. Questions? Call 1-855-774-1800.

510 **Email - For GPS households where all members receive GPS devices, aka, no Log Only Household members (FLAG=EMAL7)**

511 Conditions: (FINALFLAG=1) AND (DATE=TRIPDATE+5) AND (REMCOUNT=2) AND (shippedback<>1) OR CONTROLCODE IN (1, 6)) AND LOG_ONLY persons=0

512 Conditions for Dev: email=1 AND recdispoid = 800 AND retdispoid != 800 AND hh_dispoid NOT IN (501,602,603,202) AND gflag = 1 AND controlcode IN (1, 6)
513 AND log_only = 0

514 File: FiveDaysAfterTravelGpsNoLogOnlyEmail.html

515 Hello <MAILFNAMGPS> <MAILLNAMGPS>,

516 Thank you for participating in the MI Travel Counts survey. Please return your GPS device(s) as soon as possible by calling FedEx at 1-800-GO-FEDEX or placing
517 the return package in a FedEx drop box. Once we receive your devices, we will contact you via phone, email, or text. At that time, you will be asked to confirm
518 your travel online at www.MItravelcounts.com or by phone at 1-855-774-1800.

519 Remember, your household will receive \$25 per person that received the GPS devices ONLY if each member of your household:

- 520 1. Uses the GPS device(s) on the assigned travel days
521 2. Returns the GPS device(s) and the completed usage log
522 3. When contacted, confirms their travel for the first travel day by phone or web

523

524 If you have questions, please reply to this email or call us at 1-855-774-1800.

525 Thank you,

526 The MI Travel Counts Survey Team

527 Reference: <SAMPNO>

528 **Email - For GPS with Log Only Household members (FLAG=EMAL7)**

529 Conditions: (FINALFLAG=1) AND (DATE=TRIPDATE+4) AND (REMCONT=2) AND (shippedback<>1) OR CONTROLCODE IN (1, 6) AND LOG_ONLY persons>0

530 Conditions for Dev: email=1 AND recdispoid = 800 AND retdispoid != 800 AND hh_dispoid NOT IN (501,602,603,202) AND gflag = 1 AND controlcode IN (1, 6)
531 AND log_only > 0

532 File: FiveDaysAfterTravelGpsLogOnlyEmail.html

533 Hello <MAILFNAMGPS> <MAILLNAMGPS>,

534 Thank you for participating in the MI Travel Counts survey. Please return your GPS device(s) as soon as possible by calling FedEx at 1-800-GO-FEDEX or placing
535 the return package in a FedEx drop box. Once we receive your devices, we will contact you via phone, email, or text. At that time, you will be asked to confirm
536 your travel online at www.MItravelcounts.com or by phone at 1-855-774-1800.

537 Remember, your household will receive \$25 per person that received the GPS devices ONLY if each member of your household:

- 538 1. Uses the GPS device(s) on the assigned travel days
- 539 2. Returns the GPS device(s) and the completed usage log
- 540 3. When contacted, household members assigned a GPS device confirm their travel for the first travel day by phone or web
- 541 4. When contacted, household members assigned a log report their travel for the first travel day by phone or web

542 If you have questions, please reply to this email or call us at 1-855-774-1800.

543 Thank you,

544 The MI Travel Counts Survey Team

545 Reference: <SAMPNO>

546 **Seven Days after Travel Date (TRIPDATE+7) – GPS Return**

547 This message goes out 7 days after the assigned travel date to remind GPS households to return their GPS equipment.

548 **Text - For GPS (FLAG=TEXT8)**

549 Conditions: (FINALFLAG=1) AND (DATE=TRIPDATE+) AND (REMCNT=1) AND (shippedback<>1) OR (CONTROLCODE IN (1, 6))

550 Conditions for Dev: text=1 AND recdispoid = 800 AND retdispoid != 800 AND hh_dispoid NOT IN (501,602,603,202) AND gflag = 1 AND controlcode IN (1, 6)

551 File: SevenDaysAfterTravelGpsText.txt

552 Thank you for participating in the MI Travel Counts survey. Use the pre-paid FedEx Pak to return GPS devices. Questions? Call 1-855-774-1800.

553 **Email - For GPS households where all members receive GPS devices, aka, no Log Only Household members (FLAG=EMAL8)**

554 Conditions: (FINALFLAG=1) AND (DATE=TRIPDATE+4) AND (REMCNT=2) AND (shippedback<>1) OR (RETRIEVAL NOT COMPLETE OR CONTROLCODE IN (1, 6))
555 AND LOG_ONLY persons=0

556 Conditions for Dev: email=2 AND recdispoid = 800 AND (retdispoid != 800 AND ~~OR~~ controlcode IN (1, 6))AND hh_dispoid NOT IN (501,602,603,202) AND gflag = 1
557 AND log_only = 0

558 File: SevenDaysAfterTravelGpsNoLogOnlyEmail.html

559 Hello <MAILFNAMGPS> <MAILLNAMGPS>,

560 Thank you for participating in the MI Travel Counts survey. If you haven't already done so, please return your GPS device(s) as soon as possible by calling FedEx
561 at 1-800-GO-FEDEX or placing the return package in a FedEx drop box. Once we receive your devices, we will contact you via phone, email, or text. At that time,
562 you will be asked to confirm your travel online at www.MItravelcounts.com or by phone at 1-855-774-1800.

563 Remember, your household will receive \$25 per person that received the GPS devices ONLY if each member of your household:

- 564 1. Uses the GPS device(s) on the assigned travel days
- 565 2. Returns the GPS device(s) and the completed usage log
- 566 3. When contacted, household members assigned a GPS device confirm their travel for the first travel day by phone or web

567 If you have questions, please reply to this email or call us at 1-855-774-1800.

568 Thank you,

569 The MI Travel Counts Survey Team

570

Email and Text Reminders

571 Reference: <SAMPNO>

572 **Email - For GPS with Log Only Household members (FLAG=EMAL8)**

573 Conditions: (FINALFLAG=1) AND (DATE=TRIPDATE+4) AND (REMCONT=2) AND (shippedback<>1) OR (RETRIEVAL NOT COMPLETE OR CONTROLCODE IN (1, 6))
574 AND LOG_ONLY persons>0

575 Conditions for Dev: email=1 AND recdispoid = 800 AND (retdispoid != 800 AND ~~OR~~ controlcode IN (1, 6)) AND hh_dispoid NOT IN (501,602,603,202) AND gflag =
576 1 AND log_only > 0

577 File: SevenDaysAfterTravelGpsLogOnlyEmail.html

578 Hello <MAILFNAMGPS> <MAILLNAMGPS>,

579 Thank you for participating in the MI Travel Counts survey. If you haven't already done so, please return your GPS device(s) as soon as possible by calling FedEx
580 at 1-800-GO-FEDEX or placing the return package in a FedEx drop box. Once we receive your devices, we will contact you via phone, email, or text. At that time,
581 you will be asked to confirm your travel online at www.MItravelcounts.com or by phone at 1-855-774-1800.

582 Remember, your household will receive \$25 per person that received the GPS devices ONLY if each member of your household:

- 583 1. Uses the GPS device(s) on the assigned travel days
- 584 2. Returns the GPS device(s) and the completed usage log
- 585 3. When contacted, household members assigned a GPS device confirm their travel for the first travel day by phone or web
- 586 4. When contacted, household members assigned a log report their travel for the first travel day by phone or web

587

588 If you have questions, please reply to this email or call us at 1-855-774-1800.

589 Thank you,

590 The MI Travel Counts Survey Team

591

592 Reference: <SAMPNO>

593 **Ten Days after Travel Date (TRIPDATE +10) – Retrieval Reminder and GPS Device Return**
594 **Reminder**

595 This message goes out 10 days after the assigned travel date to remind log only households to report their travel and remind GPS households to return their
596 devices.

597 **Text - For Log Only (FLAG=TEXT9):**

598 Conditions: FINALGFLAG IN (0,2,3); REMCONT=1, TRIPDATE is 10 days ago, and DISPOSITION<>800 AND (CONTROLCODE IN (1, 6))

599 Conditions for Dev: text=1 AND recdispoid = 800 AND retdispoid != 800 AND hh_dispoid NOT IN (501,602,603,202) AND gflag IN (0,2,3) != 1

600 File: TenDaysAfterTravelLogOnlyText.txt

601
602 Thank you for participating in the MI Travel Counts survey. Please report your travel NOW at www.MITravelCounts.com or call 1-855-774-1800.

603 **Email - For Log Only (FLAG=EMAL9):**

604 Conditions: FINALGFLAG IN (0,2,3); REMCONT=2, TRIPDATE is 10 days ago, and DISPOSITION<>800 AND (CONTROLCODE IN (1, 6))

605 Conditions for Dev: email=1 AND recdispoid = 800 AND retdispoid != 800 AND hh_dispoid NOT IN (501,602,603,202) AND gflag IN (0,2,3) != 1

606 File: TenDaysAfterTravelLogOnlyEmail.html

607 Hello <MAILFNAM> <MAILLNAM>,
608

609 Thank you for participating in the MI Travel Counts Survey. There's still time for you to log in to www.MITravelCounts.com, enter your pin: <PINNO> and report
610 your travel.

611
612 **Remember**, households that complete both parts of the survey will receive \$20.

613
614 If you have questions, please reply to this email or call us at 1-855-774-1800.

615
616 Thank you,
617

618 The MI Travel Counts Survey Team
619
620 (reference: <SAMPNO>
621

622 **Text - For GPS (FLAG=TEXT9)**

623 Conditions: FINALGFLAG=1; REMCONT=1, TRIPDATE is 10 days ago AND (DISPOSITION <>800AND (shippedback<>1) OR (CONTROLCODE IN (1, 6))

624 Conditions for Dev: text=1 AND recdispoid = 800 AND (retdispoid != 800 OR controlcode in (1, 6)) AND hh_dispoid NOT IN (501,602,603,202) AND gflag = 1

625 File: TenDaysAfterTravelGpsText.txt

626 Thank you for participating in the MI Travel Counts survey. Please return the GPS devices via FedEx asap. Questions? Call 1-855-774-1800.

627 **Email - For GPS households where all members receive GPS devices, aka, no Log Only Household members (FLAG=EMAL9)**

628 Conditions: (FINALGFLAG=1) AND (DATE=TRIPDATE+10) AND (REMCNT=2) AND (shippedback<>1) OR CONTROLCODE IN (1, 6)) AND LOG_ONLY persons=0

629 Conditions for Dev: email=1 AND recdispoid = 800 AND retdispoid != 800 AND hh_dispoid NOT IN (501,602,603,202) AND gflag = 1 AND controlcode in (1, 6) AND
630 log_only = 0

631 File: TenDaysAfterTravelGpsNoLogOnlyEmail.html

632 Hello <MAILFNAMGPS> <MAILLNAMGPS>,

633 Thank you for participating in the MI Travel Counts survey. If you haven't already done so, please return your GPS device(s) as soon as possible by calling FedEx
634 at 1-800-GO-FEDEX or placing the return package in a FedEx drop box. Once we receive your devices, we will contact you via phone, email, or text. At that time,
635 you will be asked to confirm your travel online at www.MItravelcounts.com or by phone at 1-855-774-1800.

636 Remember, your household will receive \$25 per person that received the GPS devices ONLY if each member of your household:

- 637 1. Uses the GPS device(s) on the assigned travel days
- 638 2. Returns the GPS device(s) and the completed usage log
- 639 3. When contacted, household members assigned a GPS device confirm their travel for the first travel day by phone or web

640 If you have questions, please reply to this email or call us at 1-855-774-1800.

641 Thank you,
642 The MI Travel Counts Survey Team
643
644 Reference: <SAMPNO>

645 **Email - For GPS with Log Only Household members (FLAG=EMAL9)**

646 **Conditions: (FINALFLAG=1) AND (DATE=TRIPDATE+10) AND (REMCOUNT=2) AND (shippedback<>1) OR CONTROLCODE IN (1, 6)) AND LOG_ONLY persons>0**

647 **Conditions for Dev: email=1 AND recdispoid = 800 AND retdispoid != 800 AND hh_dispoid NOT IN (501,602,603,202) AND gflag = 1 AND controlcode in (1, 6) AND**
648 **log_only > 0**

649 **File: TenDaysAfterTravelGpsLogOnlyEmail.html**

650 Hello <MAILFNAMGPS> <MAILLNAMGPS>,

651 Thank you for participating in the MI Travel Counts survey. If you haven't already done so, please return your GPS device(s) as soon as possible by calling FedEx
652 at 1-800-GO-FEDEX or placing the return package in a FedEx drop box. Once we receive your devices, we will contact you via phone, email, or text. At that time,
653 you will be asked to confirm your travel online at www.MItravelcounts.com or by phone at 1-855-774-1800.

654 Remember, your household will receive \$25 per person that received the GPS devices ONLY if each member of your household:

- 655 1. Uses the GPS device(s) on the assigned travel days
- 656 2. Returns the GPS device(s) and the completed usage log
- 657 3. When contacted, household members assigned a GPS device confirm their travel for the first travel day by phone or web
- 658 4. When contacted, household members assigned a log report their travel for the first travel day by phone or web

659 If you have questions, please reply to this email or call us at 1-855-774-1800.

660 Thank you,
661 The MI Travel Counts Survey Team
662 Reference: <SAMPNO>

14 Days after Travel Date (TRIPDATE + 14) Equipment Retrieval

This message goes out 14 days after the travel date to remind GPS households to return their equipment.

Text – For GPS (FLAG=TEXT10)

Conditions: FINALGFLAG IN (1); REMCONT=1, TRIPDATE is 14 days ago AND (shippedback<>1) OR CONTROL CODE IN (1, 6)

Conditions for Dev: text=1 AND recdispoid = 800 AND retdispoid != 800 AND hh_dispoid NOT IN (501,602,603,202) AND gflag = 1 AND controlcode in (1, 6)

File: FourteenDaysAfterTravelGpsText.txt

Please return the GPS device(s) by calling FedEx (1-800-GO-FEDEX) or by putting the return package in a FedEx box. Questions? Call 1-855-774-1800.

Email - For GPS households where all members receive GPS devices, aka, no Log Only Household members (FLAG=EMAL10)

Conditions: (FINALGFLAG=1) AND (DATE=TRIPDATE+14) AND (REMCNT=2) AND (shippedback<>1) OR CONTROLCODE IN (1, 6)) AND LOG_ONLY persons=0

Conditions for Dev: email=1 AND recdispoid = 800 AND retdispoid != 800 AND hh_dispoid NOT IN (501,602,603,202) AND gflag = 1 AND controlcode in (1, 6) AND log_only = 0

File: FourteenDaysAfterTravelGpsNoLogOnlyEmail.html

Hello <MAILFNAMGPS> <MAILLNAMGPS>,

Thank you for participating in the MI Travel Counts survey. Our records indicate that we have not received the GPS device(s) that we sent to you. ***We need your help to get the unit(s) back so that you can complete the survey and so that we can use them again for other study participants. We have made several attempts to contact you via telephone, email and mail.*** Please call us at 1-855-774-1800 to let us know if you can return the devices soon or if you have already returned them. To return the GPS device(s), please call FedEx at 1-800-GO-FEDEX or place the return package in a FedEx drop box. (If you need a replacement envelope, we would be happy to send one to you - just give us a call.)

Remember, your household will receive \$25 per person that received the GPS devices ONLY if each member of your household:

1. Uses the GPS device(s) on the assigned travel days
2. Returns the GPS device(s) and the completed usage log
3. When contacted, confirms their travel for the first travel day by phone or web

687 If you have questions, please reply to this email or call us at 1-855-774-1800.

688 Thank you,

689 The MI Travel Counts Survey Team

690

691 (reference: <SAMPNO>)

692

693 Reference: <SAMPNO>

694 **Email - For GPS with Log Only Household members (FLAG=EMAL10)**

695 Conditions: (FINALFLAG=1) AND (DATE=TRIPDATE+14) AND (REMCNT=2) AND (shippedback<>1) OR CONTROLCODE IN (1, 6)) AND LOG_ONLY persons>0

696 Conditions for Dev: email=1 AND recdispoid = 800 AND retdispoid != 800 AND hh_dispoid NOT IN (501,602,603,202) AND gflag = 1 AND controlcode in (1, 6) AND
697 log_only > 0

698 File: FourteenDaysAfterTravelGpsLogOnlyEmail.html

699 Hello <MAILFNAMGPS> <MAILLNAMGPS>,

700 Thank you for participating in the MI Travel Counts survey. Our records indicate that we have not received the GPS device(s) that we sent to you. **We need your**
701 **help to get the unit(s) back so that you can complete the survey and so that we can use them again for other study participants. We have made several**
702 **attempts to contact you via telephone and mail.** Please call us 1-855-774-1800 to let us know if you can return the devices soon or if you have already returned
703 them. To return the GPS device(s), please call FedEx at 1-800-GO-FEDEX or place the return package in a FedEx drop box. (If you need a replacement envelope,
704 we would be happy to send one to you - just give us a call.)

705 Remember, your household will receive \$25 per person that received the GPS devices ONLY if each member of your household:

- 706 1. Uses the GPS device(s) on the assigned travel days
- 707 2. Returns the GPS device(s) and the completed usage log
- 708 3. When contacted, household members assigned a GPS device confirm their travel for the first travel day by phone or web
- 709 4. When contacted, household members assigned a log report their travel for the first travel day by phone or web

710 If you have questions, please reply to this email or call us at 1-855-774-1800.

711 Thank you,

712 The MI Travel Counts Survey Team

713 Reference: <SAMPNO>

714 **17 Days after Travel Date (TRIPDATE + 17) Equipment Retrieval**

715 This message goes out 17 days after the travel date to remind GPS households to return their devices.

Email and Text Reminders

716 **Text – For GPS (FLAG=TEXT11)**

717 Conditions: FINALGFLAG IN (1); REMCONT=1, TRIPDATE is 17 days ago AND (shippedback<>1) OR CONTROL CODE IN (1, 6)

718 Conditions for Dev: text=1 AND recdispoid = 800 AND retdispoid != 800 AND hh_dispoid NOT IN (501,602,603,202) AND gflag = 1 AND controlcode in (1, 6)

719 File: SeventeenDaysAfterTravelGpsText.txt

720 Please return your GPS device(s) by calling FedEx at 1-800-GO-FEDEX or by placing the return package in a FedEx box. Questions? Call 1-855-774-1800.

721

722 **Email - For GPS households where all members receive GPS devices, aka, no Log Only Household members (FLAG=EMAL11)**

723 Conditions: (FINALGFLAG=1) AND (DATE=TRIPDATE+17) AND (REMCOUNT=2) AND (shippedback<>1) OR CONTROLCODE IN (1, 6)) AND LOG_ONLY persons=0

724 Conditions for Dev: email=1 AND recdispoid = 800 AND retdispoid != 800 AND hh_dispoid NOT IN (501,602,603,202) AND gflag = 1 AND controlcode in (1, 6) AND
725 log_only = 0

726 File: SeventeenDaysAfterTravelGpsNoLogOnlyEmail.html

727 Hello <MAILFNAMGPS> <MAILLNAMGPS>,

728 Thank you for participating in the MI Travel Counts survey. Our records indicate that we have not received the GPS device(s) that we sent to you. **We need your**
729 **help to get the unit(s) back so that you can complete the survey and so that we can use them again for other study participants. We have made several**
730 **attempts to contact you via telephone and mail.** Please call us at 1-855-774-1800 to let us know if you can return the devices soon or if you have already
731 returned them. To return the GPS device(s), please call FedEx at 1-800-GO-FEDEX or place the return package in a FedEx drop box. (If you need a replacement
732 envelope, we would be happy to send one to you - just give us a call.)

733 Remember, your household will receive \$25 per person that received the GPS devices ONLY if each member of your household:

- 734 1. Uses the GPS device(s) on the assigned travel days
735 2. Returns the GPS device(s) and the completed usage log
736 3. When contacted, confirms their travel for the first travel day by phone or web

737

738 If you have questions, please reply to this email or call us at 1-855-774-1800.

739 Thank you,

740 The MI Travel Counts Survey Team

741 Reference: <SAMPNO>

742 **Email - For GPS with Log Only Household members (FLAG=EMAL11)**

743 **Conditions: (FINALFLAG=1) AND (DATE=TRIPDATE+17) AND (REMCOUNT=2) AND (shippedback<>1) OR CONTROLCODE IN (1, 6)) AND LOG_ONLY persons>0**

744 **Conditions for Dev: email=1 AND recdispoid = 800 AND retdispoid != 800 AND hh_dispoid NOT IN (501,602,603,202) AND gflag = 1 AND controlcode in (1, 6) AND**
745 **log_only > 0**

746 **File: SeventeenDaysAfterTravelGpsLogOnlyEmail.html**

747 Hello <MAILFNAMGPS> <MAILLNAMGPS>,

748 Thank you for participating in the MI Travel Counts survey. Our records indicate that we have not received the GPS device(s) that we sent to you. ***We need your***
749 ***help to get the unit(s) back so that you can complete the survey and so that we can use them again for other study participants. We have made several***
750 ***attempts to contact you via telephone and mail.*** Please call us at 1-855-774-1800 to let us know if you can return the devices soon or if you have already
751 returned them. To return the GPS device(s), please call FedEx at 1-800-GO-FEDEX or place the return package in a FedEx drop box. (If you need a replacement
752 envelope, we would be happy to send one to you - just give us a call.)

753 Remember, your household will receive \$25 per person that received the GPS devices ONLY if each member of your household:

- 754 1. Uses the GPS device(s) on the assigned travel days
- 755 2. Returns the GPS device(s) and the completed usage log
- 756 3. When contacted, household members assigned a GPS device confirm their travel for the first travel day by phone or web
- 757 4. When contacted, household members assigned a log report their travel for the first travel day by phone or web

758 If you have questions, please reply to this email or call us at 1-855-774-1800.

759 Thank you,

760 The MI Travel Counts Survey Team

761 Reference: <SAMPNO>

762

21 Days after Travel Date (TRIPDATE + 21) Equipment Retrieval

This message is sent out 21 days after the travel date to remind GPS households to return their devices.

Text – For GPS (FLAG=TEXT12)

Conditions: FINALFLAG IN (1); REMCONT=1, TRIPDATE is 21 days ago AND (DISPOSITION <>800 AND (shippedback<>1) OR CONTROLCODE IN (1, 6))

Conditions for Dev: text=1 AND recdispoid = 800 AND (retdispoid != 800 OR controlcode in (1, 6)) AND hh_dispoid NOT IN (501,602,603,202) AND gflag = 1

File: TwentyOneDaysAfterTravelGpsText.txt

Thank you for participating. Use the pre-paid packaging to return your GPS devices asap. Questions? Call 1-855-774-1800.

Email - For GPS households where all members receive GPS devices, aka, no Log Only Household members (FLAG=EMAL12)

Conditions: (FINALFLAG=1) AND (DATE=TRIPDATE+21) AND (REMCNT=2) AND (shippedback<>1) OR CONTROLCODE IN (1, 6)) AND LOG_ONLY persons=0

Conditions for Dev: email=1 AND recdispoid = 800 AND retdispoid != 800 AND hh_dispoid NOT IN (501,602,603,202) AND gflag = 1 AND controlcode in (1, 6) AND log_only = 0

File: TwentyOneDaysAfterTravelGpsNoLogOnlyEmail.html

Hello <MAILFNAMGPS> <MAILLNAMGPS>,

Thank you for participating in the MI Travel Counts survey. Our records indicate that we have not received the GPS device(s) that we sent to you. ***We need your help to get the unit(s) back so that you can complete the survey and so that we can use them again for other study participants. We have made several attempts to contact you via telephone and mail.*** Please call us at 1-855-774-1800 to let us know if you can return the devices soon or if you have already returned them. To return the GPS device(s), please call FedEx at 1-800-GO-FEDEX or place the return package in a FedEx drop box. (If you need a replacement envelope, we would be happy to send one to you - just give us a call.)

Remember, your household will receive \$25 per person that received the GPS devices ONLY if each member of your household:

1. Uses the GPS device(s) on the assigned travel days
2. Returns the GPS device(s) and the completed usage log
3. When contacted, confirms their travel for the first travel day by phone or web

If you have questions, please reply to this email or call us at 1-855-774-1800.

Email and Text Reminders

787 Thank you,
788 The MI Travel Counts Survey Team
789 Reference: <SAMPNO>

790 **Email - For GPS with Log Only Household members (FLAG=EMAL12)**

791 **Conditions: (FINALFLAG=1) AND (DATE=TRIPDATE+21) AND (REMCOUNT=2) AND (shippedback<>1) OR CONTROLCODE IN (1, 6)) AND LOG_ONLY persons>0**

792 **Conditions for Dev: email=1 AND recdispoid = 800 AND retdispoid != 800 AND hh_dispoid NOT IN (501,602,603,202) AND gflag = 1 AND controlcode in (1, 6) AND**
793 **log_only > 0**

794 **File: [TwentyOneDaysAfterTravelGpsLogOnlyEmail.html](#)**

795 Hello <MAILFNAMGPS> <MAILLNAMGPS>,

796 Thank you for participating in the MI Travel Counts survey. Our records indicate that we have not received the GPS device(s) that we sent to you. **We need your**
797 **help to get the unit(s) back so that you can complete the survey and so that we can use them again for other study participants. We have made several**
798 **attempts to contact you via telephone and mail.** Please call us at 1-855-774-1800 to let us know if you can return the devices soon or if you have already
799 returned them. To return the GPS device(s), please call FedEx at 1-800-GO-FEDEX or place the return package in a FedEx drop box. (If you need a replacement
800 envelope, we would be happy to send one to you - just give us a call.)

801 Remember, your household will receive \$25 per person that received the GPS devices ONLY if each member of your household:

- 802 1. Uses the GPS device(s) on the assigned travel days
- 803 2. Returns the GPS device(s) and the completed usage log
- 804 3. When contacted, household members assigned a GPS device confirm their travel for the first travel day by phone or web
- 805 4. When contacted, household members assigned a log report their travel for the first travel day by phone or web

806 If you have questions, please reply to this email or call us at 1-855-774-1800.

807 Thank you,
808 The MI Travel Counts Survey Team
809 Reference: <SAMPNO>

Email and Text Reminders

810

The following messages should be sent out weekly after TRIPDATE+28 for 20 weeks, or until Controlcode=8

812

28 Days after Travel Date (TRIPDATE + 28) Equipment Retrieval (EMAL13)

813

Text – For GPS (FLAG=TEXT13)

814

Conditions: FINALGFLAG IN (1); REMCONT=1, TRIPDATE is 28 days ago AND (shippedback<>1) OR (DISPOSITION <>800 OR CONTROLCODE IN (1, 6))

815

Conditions for Dev: text=1 AND recdispoid = 800 AND (retdispoid != 800 AND OR controlcode in (1, 6)) AND gflag = 1

816

File: TwentyEightDaysAfterTravelGpsText.txt

817

Thank you for participating. Use the pre-paid packaging to return your GPS devices asap. Questions? Call 1-855-774-1800.

818

Email – For GPS (FLAG=EMAL13)

819

Conditions: FINALGFLAG IN (1); REMCONT=2, TRIPDATE is 28 days ago AND (shippedback<>1) OR (DISPOSITION <> 800 OR CONTROL CODE IN (1, 6))

820

Conditions for Dev: email=1 AND recdispoid = 800 AND (retdispoid != 800 AND OR controlcode in (1, 6)) AND gflag = 1

821

File: TwentyEightDaysAfterTravelGpsEmail.html

822

823

Hello <MAILFNAMGPS> <MAILLNAMGPS>,

824

Thank you for participating in the MI Travel Counts Survey. Our records indicate that we have not received the GPS device(s) that we sent to you. **We need your help to get the unit(s) back so that we can use them again for other study participants. We have made several attempts to contact you via telephone and mail.**

825

826

827

Please call us at 1-855-774-1800 to let us know if you can return the devices soon or if you have already returned them. To return the GPS device(s), please call FedEx at 1-800-GO-FEDEX or place the return package in a FedEx drop box. (If you need a replacement envelope, we would be happy to send one to you - just give us a call.)

828

829

830

If you have questions, please reply to this email or call us at 1-855-774-1800.

831

Thank you,

Email and Text Reminders

832 The MI Travel Counts Survey Team

833 Reference: <SAMPNO>

834 **Prompted Recall Notification (Released=Today) (FLAG=TextPR)**

835 This message goes out once data has been processed and released for retrieval for the household and message has not been sent already.

836 ***Text - For GPS+PR (FLAG=TEXTPR):***

837 **Conditions: PR_RELEASED=1 AND FINALFLAG=1 AND TEXT=1 AND PR_RELEASED_DATETIME_LOCAL BETWEEN NOW() - 1 day AND NOW()**
838 Your GPS device(s) have been received and your data is ready for you to confirm at www.MITravelCounts.com. Questions? Call 1-855-774-1800

839 ***Email - For GPS+PR (FLAG=EMALPR):***

840 **Conditions: PR_RELEASED=1 AND FINALFLAG=1 AND EMAIL=1 AND PR_RELEASED_DATETIME_LOCAL BETWEEN NOW() - 1 day AND NOW()**

841 Hello <MAILFNAMGPS> <MAILLNAMGPS>,
842

843 We have received the GPS devices you used for the MI Travel Counts survey. Please visit www.MITravelCounts.com and enter your **PIN:** <PIN> to review and
844 confirm your travel data, and if applicable, report travel data for household members that did not receive GPS devices.

845
846 As soon as you successfully complete this final step in the study, your participation check of \$<INAMT> will be processed and sent.

847
848 If you have questions, please reply to this email or call 1-855-774-1800.

849
850 Best regards,

851
852 The MI Travel Counts Survey Team

853
854 Reference: <SAMPN>
855

856 **Prompted Recall Reminder (Released, Not Complete in last 5 days)**

857 This message goes out once data has been processed and released for retrieval but the household has completed RET in last 5 days.

858 ***Text - For GPS+PR (FLAG=TextPR2):***

859 **Conditions: PR_RELEASED=1 AND but not complete in last 5 days AND FINALFLAG=1 AND TEXT=1**

860 Your GPS device(s) have been received and your data is ready for you to confirm at www.MITTravelCounts.com. Questions? Call 1-855-774-1800

861 ***Email - For GPS+PR (FLAG=EMALPR2):***

862 **Conditions: prreleased=1 but not RET complete in last 5 days AND FINALFLAG=1 AND EMAIL=1**

863 Hello <MAILFNAMGPS> < MAILLNAMGPS>,
864

865 We have received the GPS devices you used for the MI Travel Counts survey. Please visit www.MITTravelCounts.com and enter your **PIN:** <PIN> to review and
866 confirm your travel data, and if applicable, report travel data for household members that did not receive GPS devices.

867
868 As soon as you successfully complete this final step in the study, your participation check of \$<INAMT> will be processed and sent.

869
870 If you have questions, please reply to this email or call 1-855-774-1800.

871
872 Best regards,

873
874 The MI Travel Counts Survey Team

875
876 Reference: <SAMPN>
877

878 **Prompted Recall Reminder (Released, but not complete in 10 days)**

879 This message goes out once data has been processed and released for retrieval but the household but has not retrieved in last 10 days.
880 .

881 ***Text - For GPS+PR (FLAG=TextPR3):***

882 **Conditions: prreleased=1 but not RET complete in last 10 days AND GFLAG=1 AND TEXT=1**

883 Your GPS device(s) have been received and your data is ready for you to confirm at www.MITTravelCounts.com. Questions? Call 1-855-774-1800

884 ***Email - For GPS+PR (FLAG=EMALPR3):***

885 **Conditions: prreleased=1 but not RET complete in last 10 days AND GFLAG=1 AND EMAIL=1**

886 Hello <MAILFNAMGPS> < MAILLNAMGPS>,
887

Email and Text Reminders

887
888
889
890
891
892
893
894
895
896
897
898
899
900

901

902
903

904
905
906
907

908
909
910
911
912
913
914
915

We have received the GPS devices you used for the MI Travel Counts survey. Please visit www.MITravelCounts.com and enter your **PIN:** <PIN> to review and confirm your travel data, and if applicable, report travel data for household members that did not receive GPS devices.

As soon as you successfully complete this final step in the study, your participation check of \$<INAMT> will be processed and sent.

If you have questions, please reply to this email or call 1-855-774-1800.

Best regards,

The MI Travel Counts Survey Team

Reference: <SAMPN>

Completion Confirmation

This message goes out if a household has completed the final step of the survey.

Email - Log Only, Retrieval Complete (FLAG=EMAL14)

Conditions: Instrument DISPOSITION = 800 AND Retrieval Complete AND REMCONT = 2 AND FINALGFLAG IN (0, 2, 3)

Conditions for Dev: retdispoid = 800 AND hh_dispoid NOT IN (501,602,603,202) AND gflag IN (0,2,3) != 1

File: CompletionConfirmationLogOnlyEmail.html

Hello <MAILFNAM> <MAILLNAM>,

Thank you for participating in the MI Travel Counts survey. This email is a confirmation that you have successfully completed the final step of the survey. Your household's participation check will be processed for payment as soon as we are able to confirm some basic details about the information you provided to us. You should expect to receive your check within a few weeks.

If you have questions, please reply to this email or call us at 1-855-774-1800.

Email and Text Reminders

916 Thank you,
917
918 The MI Travel Counts Survey Team

919 Reference: <SAMPNO>

920 **Text – Log Only, Retrieval Complete (FLAG=TEXT14)**

921 Conditions: Instrument DISPOSITION = 800 AND Retrieval Complete AND REMCONT = 1 AND FINALGFLAG IN (0, 2, 3)

922 Conditions for Dev: retdispoid = 800 AND hh_dispoid NOT IN (501,602,603,202) AND gflag ~~IN (0,2,3)~~ != 1

923 File: CompletionConfirmationLogOnlyText.txt

924 You have completed the MI Travel Counts Survey. Thank you for your participation. Questions? Call 1-855-774-1800

925 **Email - For GPS Retrieval Complete, GPS Returned (FLAG=EMAL14),**

926 Conditions: Instrument DISPOSITION = 800 AND Retrieval Complete AND REMCONT = 2 AND FINALGFLAG=1 AND CONTROLCODE=8

927 Conditions for Dev: retdispoid = 800 AND hh_dispoid NOT IN (501,602,603,202) AND gflag = 1 AND controlcode = 8 AND email=1

928 File: CompletionConfirmationGpsReturnedEmail.html

929
930 Hello <MAILFNAMGPS> <MAILLNAMGPS>,
931

932 Thank you for participating in the MI Travel Counts survey. This email is a confirmation that you have successfully completed the final step of the survey. Your
933 household's participation check will be processed for payment as soon as we are able to confirm some basic details about the information you provided to us.
934 You should expect to receive your check within a few weeks.

935
936 If you have questions, please reply to this email or call us at 1-855-774-1800.

937
938 Thank you,

939
940 The MI Travel Counts Survey Team

941 Reference: <SAMPNO>

942 **Text - For GPS Retrieval Complete, GPS Returned (FLAG=EMAL14),**

943 **Conditions: Instrument DISPOSITION = 800 AND Retrieval Complete AND REMCONT = 1 AND FINALGFLAG=1 AND CONTROLCODE=8**

944 **Conditions for Dev: retdispoid = 800 AND hh_dispoid NOT IN (501,602,603,202) AND gflag = 1 AND controlcode = 8**

945 **File: CompletionConfirmationGpsReturnedText.txt**

946 You have completed the MI Travel Counts survey. Thank you for your participation. Questions? Call 1-855-774-1800.

947

948
949

Table of Reminders for each Participant Type

Sample Type	REMINDER TYPE	REC Confirm	-1	+1	+2	+3	+4	+5	+10	+14	+17	+21	+28	COMPLETION
Logs Only	EMAIL	X	X	X				X	X					X
	TEXT	X	X	X				X	X					X
GPS and Logs	EMAIL	X	X	X	X	X	X	X	X	X	X	X	X	X
	TEXT	X	X	X	X	X	X	X	X	X	X	X	X	X

950

Appendix KK

Diary Survey Methods Memo

Task 3c (MDOT) and Task 14c (SEMCOG): Develop Diary Survey Methodology, Including Incentive Plan

This document describes Westat’s survey methodology plan for the travel diary (log) sample for the MTC III / STC15 survey. This methodology will also be used for the global positioning system (GPS) subsample and will not be restated in the Task 3d/14d discussion. The additional requirements for the GPS sample will be discussed in the GPS Survey Methodology, Including Incentive Plan report (Tasks 3d/14d).

Sample Selection, Management and Recruitment: Inviting Participants

Westat will use address-based sampling (ABS) to obtain a representative sample of households for each of the geographical areas in the MDOT and the SEMCOG regions. The sample design plans for the MTC III / STC15 are detailed in the Sample Design Plan (Task 2). The sampling frame will be a database of addresses created by Marketing Systems Group (MSG) from the U.S. Postal Service’s (USPS) Computerized Delivery Sequence (CDS) file. Westat will use MSG’s geocoding for the initial frame selection, but will re-geocode all addresses in the frame to confirm location before final sample selection. In addition to containing non-vacant addresses, the sampling frame will include: vacant residential addresses in each region except in areas where the vacancy rate was found to be higher than generally found in other areas across the state, P.O. Box addresses will be excluded from the sampling frame, except in the Northern Michigan Rural Area, where P.O. Boxes that are the only way for the household to receive mail will be included. The sampling frame will also include throwback addresses (i.e., street addresses for which mail is redirected by USPS to a specified P.O. Box), but will not include seasonal addresses.

See the MDOT and SEMCOG sampling plans for tables indicating for each sample area the approximate number of residential addresses in the area’s sampling frame and the target number of completed cases. In particular, see Table 2-1 (for target number of completes by sample area) and Table 3-1 (for approximate number of residential addresses by area).

In each region, Westat will select a stratified samples of addresses consisting of a high-density stratum and a low-density stratum. The high-density stratum will contain a higher concentration of hard to reach households than the low-density stratum. Oversampling the high-density stratum will help address achieving specified sample size targets for post-stratification cells defined by respondent characteristics, such as household income and measures of travel, such as number of vehicles and household workers.

During the sampling process, addresses will be randomly assigned a day of week and a release group for the initial mailout. Assigning addresses with a day of week will help balance travel across the travel week, Monday through Thursday. Release groups will be used to manage the release of the sample and subsequently the flow of completed households throughout the field period. Westat will

release addresses on an arranged schedule based on expected response rates. Reserve sample will be drawn when the main sample is drawn as insurance in case response rates are lower than anticipated. Westat will draw the sample for the pilot and spring data collection at the same time. We will use the results of the spring data collection to inform the amount of sample and frequency of release groups required for the fall data collection. Knowing the level of response that can be expected across the state, based on observations from the spring, using the methodology, materials, and public awareness plan for this study, will allow us to make appropriate adjustments to the sample design for the fall data collection.

Each sampled address will be sent up to three pieces of mail requesting its participation in the study. The first contact will be a letter, on letterhead using the study logo representing the MI Travel Counts and both sponsor agencies. The letter will provide a brief description of the study, an overview of the requirements for participation, information about the incentive, the URL for the public website, and a personal identification number (PIN) that provides access to the survey. If needed, the second and third contacts will be reminder postcards. These will provide a bit less information, but will still provide the URL and PIN that will allow access to the survey website. The first reminder postcard will be sent seven days after the initial invitation letter and will be mailed to all sampled addresses. The second reminder postcard will be sent seven days after the first and will be sent only to non-responding addresses.

Sampled households will be directed to the secure project website (www.MITravelCounts.com) where they will be asked to complete the recruitment survey. This component of the survey process is where respondents indicate willingness to participate and provide key demographic and contact data for the household. While the primary mode of participation at this stage is via web, a telephone recruitment option will be provided for those participants who request to complete their enrollment by phone. As part of the sample selection, we will attempt to match each sampled address to a telephone number. This process typically results in approximately 40 to 50 percent of the sampled addresses having a telephone number associated with it. These telephone numbers will be used to augment the contact information collected from each household in the recruitment survey (telephone number and email address), and possibly to attempt to recruit households by telephone. In recent regional household travel surveys Westat has found that interviewer resources are more effective when focused on completing retrieval interviews. The retrieval calling process includes contacting households that have appointments and those without appointments that have not yet completed the retrieval survey, even when they report that they prefer to complete online. However, when there are no cases that meet these criteria interviewing staff will place outbound recruitment call attempts.

Assembling and Mailing Survey Materials: Travel Logs

Each responding household is assigned a travel date at the end of the recruitment survey. Before the assignment of the travel date, we will offer survey participants a choice of whether they want to have

personalized travel logs (diaries) mailed to them or to print the logs themselves from the website. Households that choose to have the travel logs mailed will be assigned a travel date at least 10 days in the future so the logs can be prepared and mailed to arrive a few days before the travel date. Those who opt to print their own materials will be assigned the next available travel date.

Instead of the diary booklet approach that has been used in the past, Westat will use a travel log memory jogger to help participants keep track of all the places they go on their travel day. This approach is consistent with current best practices in the household travel behavior research community. It reduces actual and perceived respondent burden and survey costs.

The travel log packets for the log only households will be sent using first class postage in 6 x 9 envelopes and will include a cover letter, individualized travel logs for all household members, and a \$1 bill (as a “primer” incentive to further encourage completion of the travel day survey). The letter will also remind participants about the final \$20 household incentive. Westat’s in-house mail processing staff will execute the travel log preparation and mailing, GPS deployment, and incentive processing. Households that opt to download their travel logs will not receive a \$1 “primer” incentive.

Interviewer Staff and Training

Westat will use two types of interviewing staff to conduct the MTC III / STC15 household travel survey. One set of interviewers will be located in our Atlanta, Georgia office and will staff our inbound call center operation. These staff will be responsible for responding to calls to the toll-free number and emails received through our public website. Westat will also use telephone interviewers from our Rockville, Maryland based Telephone Research Center (TRC). These staff will be responsible for telephone reminder contacts, recruitment calls (as requested), and retrieval contacts. Retrieval call attempts will be the priority for call center staff. We have developed this division of labor to maximize staff skills and provide the highest quality of service to the MTC III / STC15 survey.

All call center staff will be trained in the conduct of both the recruitment and retrieval surveys. The retrieval survey is the component of the study where the travel behavior details are collected. Details about the places visited on the assigned travel day, including place name, address, times and activities engaged in, are among the data items collected in this survey. The training for these staff members will include contact procedures, refusal avoidance training, and specifics of conducting the recruitment and retrieval surveys. The staff members used in our inbound call center operations have received additional training targeted at assisting respondents with miscellaneous issues (e.g., troubleshooting internet browser problems). While managed from Rockville, most of Westat’s TRC staff are distributed across the country and work in an at-home environment. Westat has successfully used this dispersed workforce for nearly a decade. The training for these staff is conducted using a combination of self-paced exercises and interactive training via WebEx.

Project Website

Westat will create a project-specific, public facing website that will be used for promoting the survey, communicating with the general population and will serve as an access point to the survey instruments. This website will include highlights of the project, frequently asked questions, PDF versions of survey materials (e.g., travel logs and GPS instructions), links to “in the news” items and to MDOT and SEMCOG home pages, and both a toll free phone number and email link to contact the study team. Westat will coordinate with the MDOT Office of Communications to ensure that the public awareness campaign and the project website are linked and in sync with each other. Westat has secured the URL MITravelCounts.com for the study.

The website will be the access point for our self-administered web-based data collection instrument. The recruitment and retrieval surveys will be supported through an integrated WebGeoSurvey (WGS) / TripBuilder Web™ (TBW) software system, a web-based survey system designed by Westat specifically for household travel surveys. TBW is a Web 2.0 Application with an integrated online map (provided via the Google Maps API) that enables real-time geocoding, and point-of-interest lookups, to collect accurate travel details via a web browser. Westat will work with SEMCOG to integrate point files that have been developed and refined to ensure a high level of geocoding accuracy when reporting place coordinates.

TBW is a web-based system, which will be used for both computer-assisted self-interviews (CASI) and computer-assisted telephone interviews (CATI). All data, whether collected through self-report or by interviewer assisted methods, will use one system for the collection of all travel survey data, ensuring that all collected data goes through the same underlying questions and corresponding response options, the same branching, and the same logic checks. The data will all be stored in one database (with the reporting mode—web or telephone—captured as an additional data element).

Pre-and Post-travel Day Followup and Retrieval

Westat has developed a sophisticated reminder protocol that will be implemented in the MTC III / STC15 household travel survey. In the recruitment survey, each participating household will be informed that we will provide them with reminders and asked how they would prefer to receive those reminders. The reminder options are telephone, text, and email. If by telephone, the first reminder will occur the day before the travel date. If by email or text, the reminder will be sent two days before the travel day. If an electronic reminder fails for any reason, this approach provides time for the participating household to be contacted by other means (if they are available). Post-travel day email and text reminders will be programmed to be delivered at one, five, and ten days after the travel day. Those that select email or text reminders will also be sent a confirmation of completion on the day after the recruitment survey has been completed.

In the recruitment survey, respondents will be asked to indicate how they would prefer to complete the retrieval survey. Those preferring telephone participation are contacted by an interviewer the first day following the assigned travel date. Those choosing to respond online are given two days to do so before being contacted by telephone. We ask all respondents to provide a telephone number in the recruitment survey, even if we obtained a telephone match at the time the address was sampled. Westat will make at least five retrieval calls per each household that has yet to complete their retrieval survey.

A completed household is one in which a household-level recruitment survey has been completed, and a retrieval survey has been completed that includes the trip data for each household member. In larger households, those with more than four total household members, the household may be considered complete if only one household member fails to complete the retrieval survey¹.

Public Awareness Outreach

A strong public outreach and survey branding that resonates with the population across the study region helps improve participation rates and mitigate incentive costs. Task 3a/14a is the development of the Public Awareness Plan. Implementation of this plan will include the staff from Westat, Parsons Brinckerhoff, MDOT, and SEMCOG. Collectively we will execute the details of the plan designed to validate the study among the general population of the state and encourage those selected to participate to do so, especially those typically under-represented populations.

Incentive Plan

Incentives have become an essential component of survey research and determining a responsible level of incentives is vital to success of the project. Westat has used varying levels of incentives in recent regional household travel surveys. Based on our experiences conducting these surveys and observations from other types of survey experiments, we are recommending a two-stage incentive approach for the travel log component of the MTC III / STC15.

The invitation to participate letter will describe the survey process to the recipient and inform each of the incentive offer of a \$20 check per household upon completion of the retrieval interview. This incentive is consistent with rates used successfully in the past. To further facilitate a higher retrieval response rate, we will include a \$1 bill in the travel log package. In a forthcoming article, Caporaso et al. (2014)² find that, “pre-paid incentives offered in mail surveys had the largest per dollar impact on response” when compared with promised incentives and non-mail modes. Based on these and other

¹ For example, the survey is considered as complete if four people in a five person household provide the trip data (N, N-1) if N>=5.

² Caporaso, et al. (2014) Monetary incentives and response rates. *Public Opinion Quarterly*.

similar findings in the research,³ Westat proposes this “primer” gesture to encourage households to keep track of and report their travel. An additional incentive will be offered to participants in the GPS study and will be discussed in the Task 3d/14d report.

³ Han et al. (2013). An evaluation of incentive experiments in a two-phased address-based sample mail survey. *Survey Research Methods*, 7(3), 207-218.

Appendix LL

GPS Survey Methods Memo

Task 3d (MDOT) and Task 14d (SEMCOG): Develop GPS Survey Methodology, Including Incentive Plan

This document describes the additional requirements for Westat’s survey methodology to be used for the GPS subsample of the MTC III / STC15 survey. Refer to the Task 3c/14c Develop Diary Survey Methods, Including Incentives report for a description of the overall study description.

The primary sample (90 percent of all participating households) will collect travel behavior data by completing an independent self-report survey. The remaining 10 percent of the participating households will use GPS technology to capture the traces of all the places they visit while carrying the device. These GPS traces will be processed into place sequences and the respondents will then be asked to confirm the destinations and provide details for each place. Additional details about the GPS methodology and the uses of these data are provided in the following subsections.

Sample Selection, Management, and Recruitment: Inviting Participants

During the recruitment survey, respondents will be asked if they are interested in participating in the GPS technology component of the study. A 10 percent GPS subsample will be targeted for each of the two study areas (MDOT and SEMCOG). The goal is to complete data collection with 1,400 households in the MDOT GPS sample and 700 households in the SEMCOG GPS sample, with a total of 2,100 GPS households collected across the state. Of the 1,400 MDOT-funded GPS households, 233 will be targeted in the SEMCOG region, resulting in a target of 933 complete GPS households from the SEMCOG region. As part of the overall sampling process described in Task 3c/14c, Westat will randomly flag 40 percent of all sampled addresses to be invited to take part in the GPS portion of the study. While only 10 percent are targeted for inclusion in this subsample, invitations for the GPS component of the study are typically offered to a higher percentage of sampled addresses because participation in the GPS subsample is optional and limited to specific age ranges. This oversampling rate adjustment ensures an adequate GPS sample size after accounting for non-responding, ineligible, and non-participating households.

For households that agree to participate in this component of the study, GPS devices will be sent to all household members who are between the ages of 16 and 75. The GPS participants will be asked to carry these wearable devices for three consecutive days and then to report their travel details for the first of the three days in a GPS-based Prompted Recall (GPS+PR) survey. The travel date assignment will be made consistent with the non-GPS households, with the first of the three GPS travel days starting Monday through Thursday, and continuing for two additional consecutive days.

Assembling and Mailing Survey Materials: GPS Devices

Upon completion of the recruitment interview, GPS devices with charging cables, equipment use and return instructions, an equipment usage log, individualized travel logs, and pre-paid FedEx return packaging will be shipped to the GPS households. The packages will be shipped via FedEx two-day service to arrive at least two days before the assigned travel date. All GPS households will be asked to return the GPS devices as soon as the assigned data collection period is complete. Telephone, text, and email reminders will be used as needed to prompt households to return the GPS devices.

Westat will use the GlobalSat DG-100 Data Logger, a simple yet rugged device, which has proven to provide the key features needed for capturing detailed GPS data from a wide variety of persons and conditions experienced in large-scale household travel surveys. The standard GPS data stream elements recorded by the GlobalSat device include date, time, latitude, longitude, and speed. These elements are stored in the logger in standard NMEA units and are converted into user-specified units and formats upon download.

The Retrieval Survey Process

Once the devices are returned to Westat, the GPS data will be downloaded from the devices, and the data files will be uploaded to a secure project website and processed into place sequences. After the data have been processed, the household will then be notified by text, email, and/or phone that their retrieval survey is ready to be completed. Respondents will be encouraged to complete the survey online, but may also complete the survey by speaking with one of our interviewers.

Instead of reporting all the places visited on the travel day, as is done by non-GPS households, GPS-eligible respondents will be presented with a survey interface that shows the travel traces from their GPS device and will be asked to confirm the list of places visited and to provide details about each place. They will also be asked to use their completed travel log as a reference. Travel details for non-GPS-eligible household members will be entered based on their travel log information.

The initial GPS processing, the GPS+PR interview, and the non-GPS person log entry will be conducted using the Trip Builder Web (TBW) interface. TBW was designed to handle log-based or GPS+PR methods for collecting travel details and will be used for both types of households in this study. TBW captures travel data as place sequences, which can be easily converted into trips by combining subsequent places' destination coordinates and departure and arrival times. In fact, within a travel day all places after the first one (which works as an anchor point for the start of the day) can be interpreted as "trips to a place."

TBW collects travel information in two steps. For participants in the GPS subsample, the initial list of places will be loaded from the processed GPS data, along with a map display of the actual routes

taken and place arrival and departure times. Respondents are asked to confirm or edit all imputed data. The next step collects additional place details, such as the activities occurring at the place.

Westat will process the GPS data for days two and three, identifying trip ends and trip attributes, and imputing travel modes and trip purposes. Westat plans to use discrete choice modeling techniques for identifying trip purpose on days two and three. This method will include developing and estimating a multinomial logit (MNL) model for selecting trip purposes using the day one data and then applying it to the other two days. Because this model will be estimated using day one data (which is a weekday), trip purpose will only be imputed for GPS-based travel occurring on Tuesday through Thursday. The day two and three places and related attributes will be included in the household travel survey data deliverable.

In addition to meeting the completion requirements outlined in the Task 3c/14c discussion, a completed household is one in which all household members who have been equipped with a GPS device used it at least on the assigned travel date. In larger households (those with more than four total household members), the household may be considered complete if only one household member fails to comply with all of the completion requirements¹.

The purpose of the GPS+PR sample is two-fold: (1) to calculate GPS correction factors for use with the data from the non-GPS sample; and (2) to generate calibration and validation data sets to improve the accuracy of the imputation algorithms and models used in generating trip details (such as trip purpose and travel mode) for the additional GPS days collected by the GPS+PR households. The GPS+PR design has the advantage of combining increased report accuracy and lower respondent burden compared to log-based self-report data collection methods and provides the ability to capture travel activities across multiple days.

Users of multiday GPS data may benefit from ongoing research efforts² that are exploring the expansion of multiday travel data into additional household equivalents based on the additional complete days of travel. These methods were originally documented in Stopher et al and are currently being refined by Parsons Brinckerhoff using another data set, but are not yet published. It is also likely that results from NCHRP 08-36-123 Survey Sample Size and Weighting, which is specifically designed to investigate impacts of multiday household travel survey data on model estimation, will be available to provide guidance to MDOT and SEMCOG in the use and application of the multiday data resulting from the GPS component of this survey.

¹ For example, the survey is considered as complete if four people in a five person household provide the trip data (N, N-1) if N>=5.

²Stopher, Peter R, Kara Kockelman, S. Greaves, and E. Clifford. "Reducing Burden and Sample Sizes in Multi-day Household Travel Surveys." *Transportation Research Record No. 2064*, 2008: 12-18.

Incentives

GPS households will be offered an incentive check for \$25 per GPS-instrumented person upon completion of the GPS+PR interview and travel reporting for non-GPS eligible household members. This amount is consistent with amounts offered in our other wearable GPS studies. This approach provides an incentive that is commensurate with the level of burden required to participate in the study and that is enough to motivate households to return the GPS devices. GPS households will receive only the GPS person-based incentive and not the household-level completion incentive offered to non-GPS households.