

Student Scholarships and Grants (SSG)



2013-14 Annual Report

Michigan Department of Treasury
Student Financial Services Bureau

Pursuant to PA 203 of 2010, Sec.315,

“By February 15 of each year, the department of treasury shall submit a report to the state budget director, the house and senate appropriations subcommittees on higher education, and the house and senate fiscal agencies for the preceding fiscal year on all student financial aid programs for which funds are appropriated in part 1.”

Since all of the student financial aid programs for which funds were appropriated are administered by the Department of Treasury, Student Scholarships and Grants, this report will be referred to as the Student Scholarships and Grant Annual Report.

Find us online at [www.michigan.gov/SSG/AboutUs/Annual Reports](http://www.michigan.gov/SSG/AboutUs/Annual%20Reports).

Student Scholarships and Grants

2014 Student Financial Aid Reports

<u>Report</u>	<u>Page</u>
Fund Distribution by Fund Source	1
Michigan Competitive Scholarship (MCS) and Michigan Tuition Grant (MTG) Cumulative Program Performance.....	2
Michigan Competitive Scholarship (MCS) and Michigan Tuition Grant (MTG) by Number of Students Served.....	3
Michigan Competitive Scholarship (MCS) and Michigan Tuition Grant (MTG) Recipients by Characteristics.....	4
Michigan Competitive Scholarship (MCS) and Michigan Tuition Grant (MTG) Recipients by Family Income and Prior Year Comparison	5
Combined Michigan Competitive Scholarship (MCS) and Michigan Tuition Grant (MTG) Recipients and Non-recipients by Gross Income.....	6
Michigan Competitive Scholarship (MCS) Freshman Awards by Fiscal Year	7
Michigan Competitive Scholarship (MCS) and Michigan Tuition Grant (MTG) by College Sector....	8-9
Michigan Competitive Scholarship (MCS) and Michigan Tuition Grant (MTG) by Institution.....	10-11
Merit Military Payments to Michigan Institutions	12
Children of Veterans Tuition Grant Program (CVTG)	13-15
Police Officer's and Fire Fighter's Survivor's Tuition Grant (STG) Waiver	16
Tuition Incentive Program (TIP)	17-21
Dual Enrollment.....	22
GEAR UP Michigan! Scholarship (GEAR UP 1)	23-24
GEAR UP College Day Scholarship (GEAR UP 2)	25-26

Michigan Department of Treasury
Student Financial Services Bureau (SFSB)

STUDENT SCHOLARSHIPS AND GRANTS

ANNUAL REPORT 2014

Fund Distribution by Fund Source*

Program	Volume	Amount
Children of Veterans Tuition Grant	418	1,006,303
Dual Enrollment	798	632,851
GEAR UP Michigan! Scholarship	35	122,980
GEAR UP College Day	245	1,259,881
Michigan Competitive Scholarship*	31,161	18,164,609
Michigan Merit Award	5	8,063
Michigan Tuition Grant*	22,642	31,271,999
Police Officer's and Firefighter's Tuition Waiver	12	90,850
Tuition Incentive Program	17,989	45,720,824
TOTAL	73,305	\$98,278,360

*Totals for MCS/MTG are noted as Award Type in the chart below. Other sections of the report show distribution by Fund Source. See the chart below.

Award Type versus Fund Source
By Student

Number of Awards by Type of Award	Michigan Competitive Scholarship	Michigan Tuition Grant
	37,003	16,800
Number Receiving Supplement	-5,842	+5842
Number Receiving by Fund Source	31,161	22,642

Michigan Competitive Scholarship (MCS)

Program provides renewable scholarships for students enrolled in approved degree-granting Michigan colleges and universities based on academic merit (ACT exam) and financial need. The maximum award is to be determined annually by the Department of Treasury.

Legal Citation
Public Act 208 If 1964

Michigan Tuition Grant (MTG)

Program provides grant assistance to needy students attending Michigan non-profit, independent colleges and universities. The maximum award is to be determined annually by the Department of Treasury.

Legal Citation
Public Act 313 of 1966

Student Scholarships and Grants

Michigan Competitive Scholarship (MCS) and Michigan Tuition Grant (MTG) Cumulative Program Performance

<i>Program</i>	<i>Initial Year</i>	<i>Awards</i>	<i>Amount</i>	<i>Average Award</i>	<i>Eligibility Requirements</i>
Michigan Competitive Scholarship	1964	1,109,594	\$1,143,521,132	\$1,031	ACT score and financial need
Michigan Tuition Grant	1966	988,527	\$1,427,092,972	\$1,444	Financial need
Total		2,098,121	2,570,614,104		

Footnote

In this table, the total dollar amount for MCS includes supplemental funds from the MTG Program for MCS students attending independent institutions.

Student Scholarships and Grants

Michigan Competitive Scholarships (MCS) and Michigan Tuition Grants (MTG) by Number of Students Served

<i>Fiscal Year</i>	<i>MCS</i>	<i>MTG</i>
2013-14	31,161	22,642
2012-13	33,891	22,226
2011-12	34,413	21,827
2010-11	34,943	22,269
2009-10	32,220	23,520
2008-09	28,832	35,660
2007-08	27,885	35,518
2006-07	27,802	34,141
2005-06	26,434	35,942
2004-05	28,580	37,958
2003-04	29,485	37,045
2002-03	29,512	36,961
2001-02	28,276	32,844
2000-01	29,612	30,544
1999-00	28,463	28,441
1998-99	29,217	30,456
1997-98	30,100	30,026
1996-97	28,829	31,459
1995-96	28,217	30,583
1994-95	26,596	31,704
1993-94	26,986	31,660
1992-93	25,764	30,939
1991-92	25,487	28,019
1990-91	24,279	26,872
1989-90	25,126	24,331
1988-89	23,999	22,356
1987-88	24,083	19,649
1986-87	23,133	18,174
1985-86	22,193	17,671
1984-85	20,104	15,287
1983-84	18,199	13,717
1982-83	18,046	13,436
1981-82	19,066	12,706
1980-81	21,520	11,748
1979-80	18,196	13,811
1978-79	17,659	13,496
1977-78	18,004	12,656
1976-77	17,519	11,370
1975-76	15,971	9,484
1974-75	15,625	8,456
1973-74	13,953	7,703
1972-73	15,581	7,920
1971-72	16,274	7,785
1970-71	15,565	7,885
1969-70	16,152	8,497
1968-69	15,277	8,576
1967-68	13,655	5,579
1966-67	9,515	2,638
Total	1,131,399	1,024,187

Student Scholarships and Grants

Michigan Competitive Scholarship (MCS) and Michigan Tuition Grant (MTG) Recipients by Characteristics

Category	MCS		MTG	
	Number	Percent	Number	Percent
<u>Gender</u>				
Female	17,142	55.01%	13,993	61.80%
Male	14,019	44.99%	8,649	38.20%
Totals	31,161		22,642	
<u>Class Level</u>				
Freshman	9,621	30.88%	4,577	20.21%
Sophomore	6,881	22.08%	4,938	21.81%
Junior	6,493	20.84%	6,080	26.85%
Senior	8,012	25.71%	5,904	26.08%
Special	154	0.49%	1,143	5.05%
Totals	31,161		22,642	
<u>Family Relationship</u>				
Dependent	28,912	92.78%	11,442	50.53%
Independent	2,249	7.22%	11,200	49.47%
Totals	31,161		22,642	

Student Scholarships and Grants

Michigan Competitive Scholarship (MCS) and Michigan Tuition Grant (MTG) Recipients by Family Income and Prior Year Comparison

Dependent Students

Taxable Income	MCS				MTG				Total			
	2013-14		2012-13		2013-14		2012-13		2013-14		2012-13	
	Number	Percent	Number	Percent	Number	Percent	Number	Percent	Number	Percent	Number	Percent
Not Provided	16	0%	34	0%	7	0%	11	0%	23	0%	45	0%
\$0-5,999	1,024	4%	1,184	4%	598	5%	627	6%	1,622	4%	1,811	4%
6,000-11,999	801	3%	956	3%	452	4%	408	4%	1,253	3%	1,364	3%
12,000-19,999	1,648	6%	1,834	6%	811	7%	835	8%	2,459	6%	2,669	6%
20,000-24,999	1,217	4%	1,330	4%	527	5%	471	4%	1,744	4%	1,801	4%
25,000-29,999	1,129	4%	1,347	4%	517	5%	540	5%	1,646	4%	1,887	4%
30,000-34,999	1,171	4%	1,379	4%	495	4%	509	5%	1,666	4%	1,888	4%
35,000-39,999	1,318	5%	1,546	5%	471	4%	479	4%	1,789	4%	2,025	5%
40,000-49,999	2,606	9%	2,898	9%	948	8%	965	9%	3,554	9%	3,863	9%
50,000 - or more	17,982	62%	18,470	60%	6,616	58%	6,218	56%	24,598	61%	24,688	59%
Total	28,912	100%	30,978	100%	11,442	100%	11,063	100%	40,354	100%	42,041	100%
Average Total Income	\$ 65,124		\$ 62,380		\$ 63,526		\$ 61,458		\$ 64,671		\$ 62,138	

Independent Students

Taxable Income	MCS				MTG				Total			
	2013-14		2012-13		2013-14		2012-13		2013-14		2012-13	
	Number	Percent	Number	Percent	Number	Percent	Number	Percent	Number	Percent	Number	Percent
Not Provided	23	1%	52	2%	93	1%	82	1%	116	1%	134	1%
\$0-5,999	788	35%	958	30%	2,010	18%	2,159	19%	2,798	21%	3,117	22%
6,000-11,999	498	22%	613	20%	1,398	12%	1,458	13%	1,896	14%	2,071	15%
12,000-19,999	464	21%	645	21%	1,941	17%	1,979	18%	2,405	18%	2,624	19%
20,000-24,999	146	6%	213	8%	1,018	9%	965	9%	1,164	9%	1,178	8%
25,000-29,999	118	5%	151	6%	796	7%	791	7%	914	7%	942	7%
30,000-34,999	67	3%	90	4%	663	6%	641	6%	730	5%	731	5%
35,000-39,999	36	2%	56	2%	562	5%	479	4%	598	4%	535	4%
40,000-49,999	61	3%	77	3%	738	7%	780	7%	799	6%	857	6%
50,000 - or more	48	2%	58	3%	1,981	18%	1,829	16%	2,029	15%	1,887	13%
Total	2,249	100%	2,913	100%	11,200	100%	11,163	100%	13,449	100%	14,076	100%
Average Total Income	\$ 12,735		\$ 13,133		\$ 28,263		\$ 27,020		\$ 25,667		\$ 24,146	

Student Scholarships and Grants

Combined Michigan Competitive Scholarship (MCS) and Michigan Tuition Grant (MTG) Recipients and Non-recipients by Gross Income

Dependent Students

<i>Income</i>	<i>Applications Processed</i>	<i>Percent</i>	<i>Award Recipients</i>	<i>Percent</i>	<i>Non-recipients</i>	<i>Percent</i>
Not Provided	2,769	1%	23	1%	2,746	1%
\$0-5,999	16,874	7%	1,622	4%	15,252	8%
6,000-11,999	9,518	4%	1,253	3%	8,265	4%
12,000-19,999	17,402	8%	2,459	6%	14,943	8%
20,000-24,999	10,463	5%	1,744	4%	8,719	5%
25,000-29,999	9,508	4%	1,646	4%	7,862	4%
30,000-34,999	9,142	4%	1,666	4%	7,476	4%
35,000-39,999	8,749	4%	1,789	4%	6,960	4%
40,000-49,999	15,600	7%	3,554	9%	12,046	8%
50,000 - or more	125,249	56%	24,598	61%	100,651	54%
Total	225,274	100%	40,354	100%	184,920	100%

Independent Students

<i>Income</i>	<i>Applications Processed</i>	<i>Percent</i>	<i>Award Recipients</i>	<i>Percent</i>	<i>Non-recipients</i>	<i>Percent</i>
Not Provided	1,387	1%	116	1%	1,271	1%
\$0-5,999	58,144	28%	2,798	21%	55,346	28%
6,000-11,999	31,122	15%	1,896	14%	29,226	15%
12,000-19,999	37,005	18%	2,405	18%	34,600	18%
20,000-24,999	16,199	8%	1,164	9%	15,035	8%
25,000-29,999	11,863	6%	914	7%	10,949	6%
30,000-34,999	9,063	4%	730	5%	8,333	4%
35,000-39,999	7,133	3%	598	4%	6,535	3%
40,000-49,999	10,116	5%	799	6%	9,317	5%
50,000 - or more	25,332	12%	2,029	15%	23,303	12%
Total	207,364	100%	13,449	100%	193,915	100%

Student Scholarships and Grants

Michigan Competitive Scholarship (MCS) Freshman Awards by Fiscal Year

Award Year	Qualifying Score	Semi-finalists	Award Recipients	% of Semi-finalists to Receive Monetary Awards
2013-14	90	34,260	8,786	25.6%
2012-13	90	33,023	7,279	22.0%
2011-12	90	26,365	7,344	27.9%
2010-11	90	30,425	8,445	27.8%
2009-10	90	31,580	8,119	25.7%
2008-09	90	28,414	7,725	27.2%
2007-08	90	32,654	8,125	24.9%
2006-07	90	29,932	7,217	24.1%
2005-06	90	30,650	6,985	22.8%
2004-05	90	30,154	7,754	25.7%
2003-04	90	30,583	7,576	24.8%
2002-03	90	29,440	8,195	27.8%
2001-02	90	29,278	7,724	26.4%
2000-01	90	28,540	7,784	27.3%
1999-00	90	27,858	8,407	30.2%
1998-99	90	26,516	8,645	32.6%
1997-98	90	25,963	8,098	31.2%
1996-97	90	23,733	7,553	31.8%
1995-96	90	23,527	7,517	32.0%
1994-95	90	21,968	7,158	32.6%
1993-94	90	21,233	7,084	33.4%
1992-93	86	25,357	6,841	27.0%
1991-92	86	24,303	7,038	29.0%
1990-91	86	24,503	6,961	28.4%
1989-90	86	28,066	7,790	27.8%
1988-89	80	29,219	7,626	26.1%
1987-88	80	26,423	6,822	25.8%
1986-87	80	26,381	6,621	25.1%
1985-86	85	23,508	6,364	27.1%
1984-85	85	22,684	4,931	21.7%
1983-84	85	22,857	4,771	20.9%
1982-83	85	27,237	4,633	17.0%
1981-82	80	29,550	7,378	25.0%
1980-81	80	28,113	7,450	26.5%
1979-80	80	27,807	5,472	19.7%
1978-79	80	26,860	5,798	21.6%
1977-78	80	27,675	6,891	24.9%
1976-77	80	27,685	6,691	24.2%
1975-76	80	24,655	6,322	25.6%
1974-75	75	22,878	6,032	26.4%
1973-74	81	16,269	5,754	35.4%
1972-73	88	14,839	6,300	42.5%
1971-72	92	14,480	4,987	34.4%
1970-71	94	12,991	5,298	40.8%
1969-70	91	16,323	4,278	26.2%

Footnote

Participants must take the American College Test. Students who achieve the qualifying score of 90 (sum of reading, writing, math, science) are selected as semi-finalists. The maximum award amount is determined by estimating the number of qualified students who can be assisted with available money. Monetary awards are based upon need.

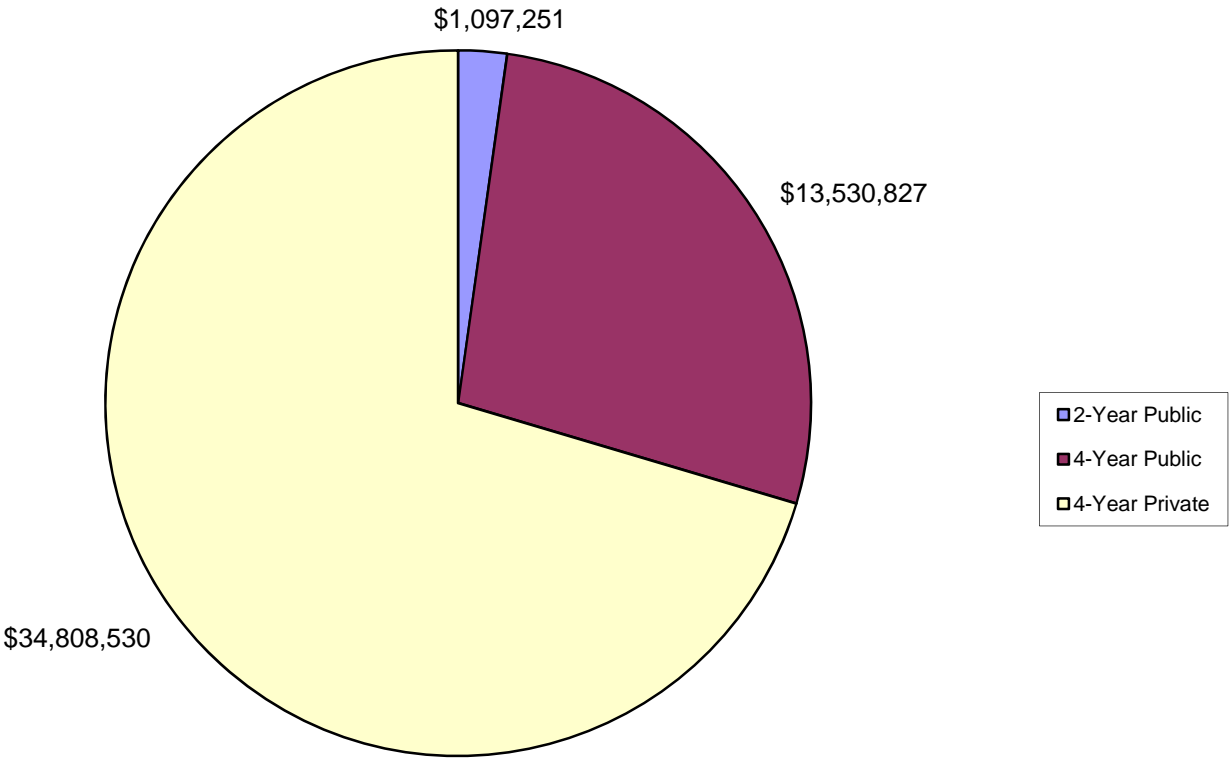
Student Scholarships and Grants

Michigan Competitive Scholarships (MCS) and Michigan Tuition Grants (MTG) by College Sector

<i>Competitive Scholarships</i>					<i>Tuition Grants</i>				<i>Total Combined Awards</i>			
<i>Fiscal Year</i>	<i>No. of Awards</i>	<i>% of Awards</i>	<i>Dollar Amount</i>	<i>% of Exp.</i>	<i>No. of Awards</i>	<i>% of Awards</i>	<i>Dollar Amount</i>	<i>% of Exp.</i>	<i>No. of Awards</i>	<i>% of Awards</i>	<i>Dollar Amount</i>	<i>% of Exp.</i>
<i>Two-year Public Institutions</i>												
2013-14	2,191	7.03%	\$1,097,251	4.79%					2,191	4.07%	\$1,097,251	2.22%
2012-13	2,493	7.36%	\$1,097,894	4.79%					2,493	4.44%	\$1,097,894	2.25%
2011-12	2,364	6.87%	\$1,067,061	4.49%					1,994	3.57%	\$1,067,061	2.18%
2010-11	2,351	6.73%	\$1,109,935	4.48%					2,351	4.11%	\$1,109,935	2.22%
2009-10	1,994	6.19%	\$824,308	3.86%					1,994	3.58%	\$824,308	1.76%
2008-09	1,943	6.74%	\$1,966,409	5.11%					1,943	3.01%	\$1,966,409	2.11%
2007-08	1,811	6.49%	\$1,810,856	4.88%					1,811	2.86%	\$1,810,856	2.01%
2006-07	1,854	6.67%	\$1,813,572	4.90%					1,854	2.99%	\$1,813,572	2.06%
2005-06	1,810	6.85%	\$1,723,274	4.98%					1,810	2.90%	\$1,723,274	2.01%
2004-05	2,038	7.13%	\$2,018,650	5.39%					2,038	3.06%	\$2,018,650	2.21%
2003-04	2,018	6.84%	\$1,989,904	5.02%					2,018	3.03%	\$1,989,904	2.15%
2002-03	2,409	8.16%	\$2,332,043	5.92%					2,409	3.62%	\$2,332,043	2.33%
<i>Public Universities</i>												
2013-14	23,067	74.03%	\$13,530,827	92.50%					23,067	42.87%	\$13,530,827	92.50%
2012-13	25,342	74.78%	\$13,384,427	92.42%					25,342	45.16%	\$13,384,427	27.49%
2011-12	25,425	73.88%	\$13,480,818	56.72%					25,425	45.51%	\$13,480,818	27.55%
2010-11	25,951	74.27%	\$14,486,367	58.43%					25,951	45.36%	\$14,486,367	29.00%
2009-10	23,727	73.64%	\$11,359,343	65.93%					23,721	42.56%	\$11,359,343	24.24%
2008-09	21,374	91.67%	\$25,619,954	63.96%					21,374	33.14%	\$25,619,954	27.46%
2007-08	20,531	73.63%	\$24,442,047	65.93%					20,531	32.38%	\$24,442,047	27.11%
2006-07	20,019	72.01%	\$23,684,127	63.96%					20,019	32.32%	\$23,684,127	26.92%
2005-06	18,858	71.34%	\$22,173,191	64.13%					18,858	30.23%	\$22,173,191	25.88%
2004-05	20,450	71.55%	\$24,083,197	64.35%					20,450	30.73%	\$24,083,197	26.34%
2003-04	20,521	69.60%	\$24,770,860	62.54%					20,521	30.84%	\$24,770,860	26.75%
2002-03	20,743	70.29%	\$23,903,416	54.32%					20,743	31.21%	\$23,903,416	23.91%
<i>Independent Colleges/Universities</i>												
2013-14	5,902	18.94%	\$8,287,517	36.17%	22,642	100%	\$26,520,383	100%	28,544	53.05%	\$34,807,900	70.41%
2012-13	6,055	17.87%	\$8,441,275	36.82%	22,226	100%	\$25,763,513	100%	28,281	50.40%	\$34,204,788	70.25%
2011-12	6,621	19.24%	\$9,216,646	38.78%	21,827	100%	\$25,165,137	100%	28,448	50.92%	\$34,381,783	70.27%
2010-11	6,640	19.00%	\$9,197,889	37.10%	22,269	100%	\$25,151,099	100%	28,909	50.53%	\$34,348,988	68.77%
2009-10	6,495	20.16%	\$9,192,160	43.00%	23,520	100%	\$25,480,385	100%	30,015	53.85%	\$34,672,545	73.99%
2008-09	5,506	19.10%	\$10,849,504	28.23%	35,660	100%	\$54,864,134	100%	41,166	63.84%	\$65,713,638	70.43%
2007-08	5,538	19.86%	\$10,812,697	29.17%	35,518	100%	\$53,088,352	100%	41,056	64.75%	\$63,901,049	70.88%
2006-07	5,917	21.28%	\$11,519,795	31.11%	34,141	100%	\$50,961,457	100%	40,058	64.67%	\$62,481,252	71.01%
2005-06	5,755	21.77%	\$10,664,009	30.84%	35,942	100%	\$51,094,356	100%	41,697	66.85%	\$61,758,365	72.09%
2004-05	6,074	21.25%	\$11,305,695	30.21%	37,958	100%	\$53,989,044	100%	44,032	66.18%	\$65,294,739	71.43%
2003-04	6,924	23.48%	\$12,818,501	32.37%	37,045	100%	\$52,996,579	100%	43,969	66.09%	\$65,815,080	71.07%
2002-03	6,333	21.46%	\$13,142,114	33.35%	36,961	100%	\$60,583,353	100%	43,294	65.13%	\$73,725,467	73.73%
<i>Additional Scholarship-eligible Institutions</i>												
2013-14	1	0.00%	\$630	0.00%					1	0.00%	\$630	0.00%
2012-13	1	0.00%	\$575	0.00%					1	0.00%	\$575	0.00%
2011-12	3	0.01%	\$1,246	0.01%					3	0.01%	\$1,246	0.00%
2010-11	1	0.00%	\$400	0.00%					1	0.00%	\$400	0.00%
2009-10	4	0.01%	\$1,955	0.01%					10	0.02%	\$1,955	0.00%
2008-09	9	0.03%	\$8,561	0.02%					9	0.01%	\$8,561	0.01%
2007-08	5	0.02%	\$5,851	0.02%					5	0.01%	\$5,851	0.01%
2006-07	12	0.04%	\$12,893	0.03%					12	0.02%	\$12,893	0.01%
2005-06	11	0.04%	\$13,219	0.04%					11	0.02%	\$13,219	0.02%
2004-05	18	0.06%	\$18,420	0.05%					18	0.03%	\$18,420	0.02%
2003-04	22	0.07%	\$26,119	0.07%					22	0.03%	\$26,119	0.03%
2002-03	27	0.09%	\$27,745	0.07%					27	0.04%	\$27,745	0.03%

MCS/MTG Payments By Sector

FY 2014



Student Scholarships and Grants

Michigan Competitive Scholarships (MCS) and Michigan Tuition Grants (MTG) by Institution

<i>Institution</i>	<i>MCS</i>		<i>MTG</i>		<i>Totals</i>	
	<i>Awards</i>	<i>Award Amount</i>	<i>Awards</i>	<i>Award Amount</i>	<i>Awards</i>	<i>Award Amount</i>
Adrian College	249	\$361,433	705	\$988,029	954	\$1,349,462
Albion College	263	\$389,162	469	\$677,983	732	\$1,067,145
Alma College	369	\$531,072	457	\$652,966	826	\$1,184,038
Alpena Community College	35	\$20,100			35	\$20,100
Andrews University	20	\$28,956	160	\$223,156	180	\$252,112
Aquinas College	368	\$527,520	742	\$1,008,991	1,110	\$1,536,511
Baker College	323	\$372,620	2188	\$2,785,369	2,511	\$3,157,989
Bay De Noc Community College	45	\$24,958			45	\$24,958
Bay Mills Community College	0	\$0			0	\$0
Calvin College	704	\$1,027,376	583	\$827,994	1,287	\$1,855,370
Central Michigan University	2,099	\$1,241,646			2,099	\$1,241,646
Cleary University	9	\$5,842	286	\$262,729	295	\$268,571
College for Creative Studies	133	\$187,081	586	\$751,463	719	\$938,544
Compass College of Cinematic Arts	8	\$9,335	44	\$53,556	52	\$62,891
Concordia University	43	\$62,484	186	\$253,292	229	\$315,776
Cornerstone University	220	\$313,242	1129	\$1,318,517	1,349	\$1,631,759
Davenport University	252	\$256,455	3792	\$2,878,886	4,044	\$3,135,341
Delta College	180	\$95,631			180	\$95,631
Eastern Michigan University	1,004	\$578,733			1,004	\$578,733
Ferris State University	1,118	\$655,319			1,118	\$655,319
Finlandia University	37	\$52,247	286	\$377,896	323	\$430,143
Glen Oaks Community College	10	\$5,041			10	\$5,041
Gogebic Community College	28	\$16,379			28	\$16,379
Grace Bible College	44	\$63,056	171	\$227,454	215	\$290,510
Grand Rapids Community College	275	\$138,584			275	\$138,584
Grand Valley State University	3,456	\$2,020,989			3,456	\$2,020,989
Great Lakes Christian College	9	\$11,530	108	\$127,022	117	\$138,552
Henry Ford College	71	\$32,655			71	\$32,655
Hope College	701	\$1,035,965	499	\$718,505	1,200	\$1,754,470
ITT Technical Institute	1	\$630			1	\$630
Jackson College	95	\$50,787			95	\$50,787
Kalamazoo College	279	\$415,648	165	\$245,531	444	\$661,179
Kalamazoo Valley Community College	88	\$43,839			88	\$43,839
Kellogg Community College	78	\$39,926			78	\$39,926
Kettering University	413	\$568,874	418	\$574,799	831	\$1,143,673
Kirtland Community College	19	\$9,059			19	\$9,059
Kuyper College	44	\$63,056	143	\$188,384	187	\$251,440
Lake Michigan College	47	\$24,099			47	\$24,099
Lake Superior State University	310	\$185,328			310	\$185,328
Lansing Community College	185	\$89,691			185	\$89,691
Lawrence Technological University	224	\$311,221	662	\$820,675	886	\$1,131,896
Macomb Community College	140	\$60,947			140	\$60,947
Madonna University	123	\$169,971	1250	\$1,439,241	1,373	\$1,609,212
Marygrove College	15	\$21,717	726	\$892,568	741	\$914,285
Michigan Jewish Institute	3	\$4,572	7	\$10,668	10	\$15,240
Michigan State University	5,187	\$3,082,714			5,187	\$3,082,714
Michigan Technological University	1,040	\$591,411			1,040	\$591,411
Mid-Michigan Community College	58	\$26,881			58	\$26,881

Student Scholarships and Grants

Michigan Competitive Scholarships (MCS) and Michigan Tuition Grants (MTG) by Institution

<i>Institution</i>	<i>MCS</i>		<i>MTG</i>		<i>Totals</i>	
	<i>Awards</i>	<i>Award Amount</i>	<i>Awards</i>	<i>Award Amount</i>	<i>Awards</i>	<i>Award Amount</i>
Monroe County Community College	25	\$12,484			25	\$12,484
Montcalm Community College	26	\$12,839			26	\$12,839
Mott Community College	95	\$45,847			95	\$45,847
Muskegon Community College	80	\$39,270			80	\$39,270
North Central Michigan College	34	\$17,169			34	\$17,169
Northern Michigan University	610	\$351,073			610	\$351,073
Northwestern Michigan College	133	\$67,085			133	\$67,085
Northwood University	183	\$254,999	1093	\$1,375,462	1,276	\$1,630,461
Oakland Community College	117	\$56,938			117	\$56,938
Oakland University	1,205	\$687,495			1,205	\$687,495
Olivet College	103	\$147,842	768	\$1,027,794	871	\$1,175,636
Robert B. Miller College	3	\$3,620	188	\$163,233	191	\$166,853
Rochester College	34	\$46,049	441	\$543,017	475	\$589,066
Sacred Heart Major Seminary		\$0	8	\$9,335	8	\$9,335
Saginaw Valley State University	898	\$522,498			898	\$522,498
Schoolcraft College	95	\$48,468			95	\$48,468
Siena Heights University	97	\$136,401	1335	\$1,464,533	1,432	\$1,600,934
Southwestern Michigan College	61	\$31,825			61	\$31,825
Spring Arbor University	274	\$398,127	1353	\$1,698,217	1,627	\$2,096,344
St. Clair County Community College	74	\$38,152			74	\$38,152
University of Detroit Mercy	341	\$499,752	1404	\$1,738,617	1,745	\$2,238,369
University of Michigan - Ann Arbor	3,074	\$1,861,225			3,074	\$1,861,225
University of Michigan - Dearborn	504	\$286,818			504	\$286,818
University of Michigan - Flint	384	\$217,224			384	\$217,224
Walsh College	15	\$10,922	290	\$194,501	305	\$205,423
Washtenaw Community College	58	\$30,010			58	\$30,010
Wayne County Community College	19	\$8,506			19	\$8,506
Wayne State University	950	\$533,846			950	\$533,846
West Shore Community College	20	\$10,081			20	\$10,081
Western Michigan University	1,227	\$713,878			1,227	\$713,878
Total	31,161	\$22,916,225	22,642	\$26,520,383	53,803	\$49,436,608

Footnotes

The total dollar amount for MCS includes \$4,751,616 in supplemental funds from the MTG Program for 5,842 MCS students attending independent institutions. The total dollar amount for MTG is less \$4,751,616 from the MTG fund used to supplement MCS awards.

Michigan Merit Award (Merit)

Eligibility for this award has now expired for all students unless they have served or are currently serving in the military. Students with a military extension can still collect their award up through 2017 with proof of military service.

The maximum award ranged from \$2,500 to \$3,000 and was based on how well the student tested on the Michigan Merit Exam.

Legal Citation
Public Act 94 of 1999

Student Scholarships and Grants

Merit Military Payments

<i>Institution</i>	<i>Total Students</i>	<i>Amount Paid</i>
Central Michigan University	1	\$1,438.00
Lansing Community College	1	\$2,500.00
Macomb Community College	1	\$1,438.00
Northern Michigan University	1	\$1,250.00
Western Michigan University	1	\$1,437.00
Total	5	\$8,063.00

Footnote:

Only returning military students are eligible for payment

Children of Veterans Tuition Grant (CVTG)

The program provides undergraduate tuition assistance to certain children of qualified Michigan veterans who are permanently and totally disabled, MIA or deceased. The renewable award pays a maximum of \$2,800 per academic year.

Legal Citation
Public Act 248 of 2005

Student Scholarships and Grants

Children of Veterans Tuition Grant Program

<i>Institution</i>	<i>Students</i>	<i>Award Amount</i>
Alpena Community College	9	\$23,675.00
Albion College	1	\$5,600.00
Aquinas College	2	\$5,600.00
Baker College - Auburn Hills	2	\$4,199.00
Baker College - Cadillac	2	\$1,866.00
Baker College - Clinton Township	2	\$5,461.00
Baker College - Flint	4	\$6,532.00
Baker College - Jackson	1	\$2,800.00
Baker College - Muskegon	1	\$1,235.00
Baker College - Owosso	2	\$5,600.00
Bay de Noc Community College	9	\$21,760.00
Central Michigan University	26	\$71,400.00
College for Creative Studies	1	\$2,450.00
Concordia University	1	\$2,800.00
Cornerstone University	1	\$2,800.00
Davenport University	4	\$8,750.00
Delta College	16	\$25,632.00
Eastern Michigan University	9	\$25,200.00
Ferris State University	24	\$65,100.00
Finlandia University	2	\$5,600.00
Grace Bible College	1	\$2,800.00
Grand Rapids Community College	19	\$42,122.50
Grand Valley State University	23	\$63,000.00
Henry Ford College	2	\$4,900.00
Hope College	2	\$5,600.00
Jackson College	5	\$9,100.00
Kalamazoo College	1	\$2,800.00
Kalamazoo Valley Community College	6	\$12,318.00
Kellogg Community College	1	\$2,450.00
Kirtland Community College	4	\$7,945.00
Lake Michigan College	3	\$7,000.00
Lake Superior State University	5	\$14,000.00
Lansing Community College	17	\$38,924.00
Lawrence Technological University	2	\$5,600.00
Macomb Community College	10	\$16,751.00
Madonna University	1	\$2,800.00
Marygrove College	2	\$5,250.00
Michigan State University	27	\$72,450.00
Michigan Technological University	7	\$19,600.00
Mid-Michigan Community College	3	\$5,095.00
Monroe County Community College	1	\$1,283.00
Mott Community College	11	\$21,189.68
North Central Michigan College	4	\$10,099.50
Northern Michigan University	9	\$25,200.00
Northwestern Michigan College	7	\$15,040.00
Northwood University	2	\$3,712.00
Oakland Community College	8	\$11,052.80
Oakland University	18	\$42,450.00
Saginaw Valley State University	10	\$26,600.00
Saint Clair County Community College	5	\$13,300.00
Schoolcraft College	7	\$13,759.40
Southwestern Michigan College	1	\$2,268.75

Student Scholarships and Grants

Children of Veterans Tuition Grant Program

<i>Institution</i>	<i>Students</i>	<i>Award Amount</i>
University of Detroit Mercy	1	\$2,800.00
University of Michigan – Ann Arbor	11	\$30,800.00
University of Michigan – Dearborn	3	\$8,400.00
University of Michigan – Flint	5	\$12,600.00
Walsh College	1	\$1,400.00
Washtenaw Community College	10	\$16,777.00
Wayne County Community College	1	\$1,210.00
Wayne State University	18	\$45,423.20
West Shore Community College	2	\$2,672.00
Western Michigan University	23	\$63,700.00
Total	418	\$1,006,302.83

Footnotes

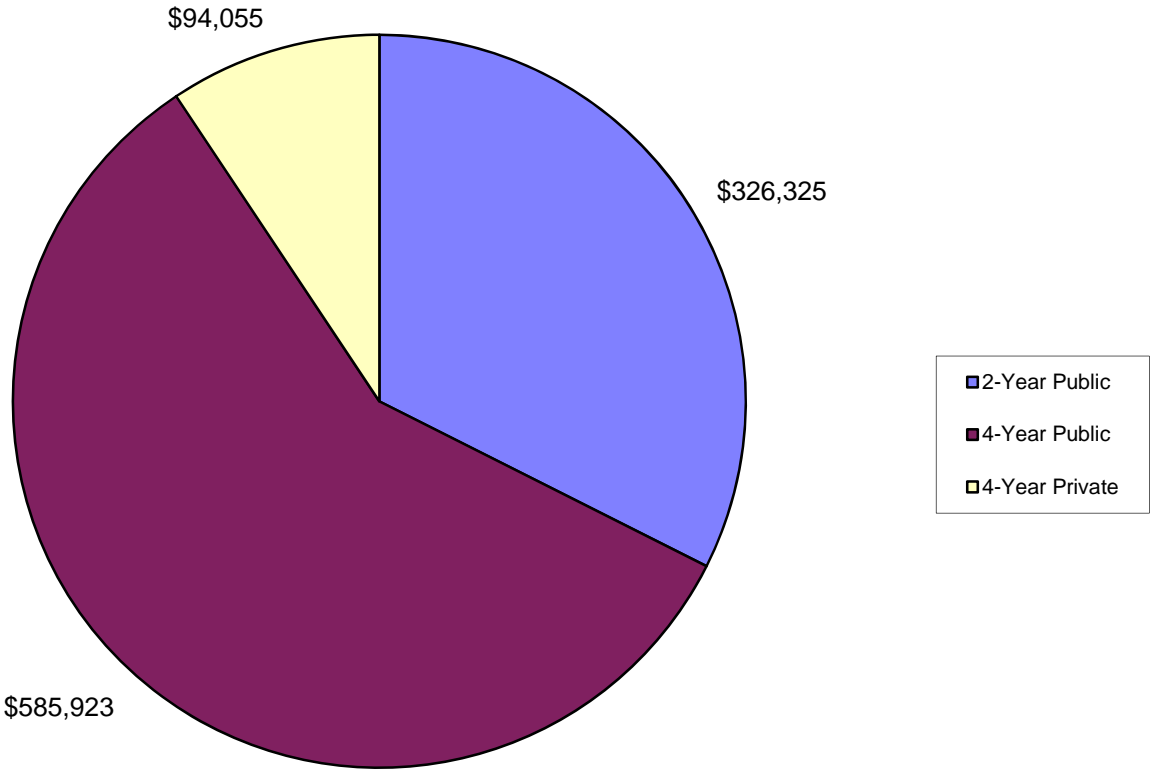
An increase of 4 students from 2012-13 academic year

69 eligible students did not use program funds

SSG approved 87 new applications for 2014-15

Children of Veterans Tuition Grant Program (CVTG)

FY 2014



Police Officer's and Fire Fighter's Survivor's Tuition Grant (STG)

The program provides a waiver of tuition at state public institutions of higher education for children and surviving spouses of Michigan police officer's and fire fighter's killed in the line of duty.

Citation
Public Act 195 of 1996

Student Scholarships and Grants

Police Officer's and Fire Fighter's Tuition Waiver

<i>Institution</i>	<i>Total Students</i>	<i>Amount Paid</i>
Central Michigan University	1	\$13,440.00
Eastern Michigan University	1	\$8,832.60
Grand Valley State University	1	\$10,663.00
Lake Superior State University	1	\$9,210.00
Macomb Community College	1	\$1,068.00
Michigan State University	2	\$15,724.50
Oakland Community College	1	\$264.20
Saginaw Valley State University	2	\$18,430.10
University of Michigan - Dearborn	2	\$13,218.00
Total	12	\$90,850.40

Tuition Incentive Program (TIP)

The program pays for the first two years of college tuition and beyond for eligible students. Eligible students are those who have or have had Medicaid coverage for 24 months within a 36-month period as identified by the Michigan Department of Human Services.

Citation
Public Act 124 of 1987

Student Scholarships and Grants

Tuition Incentive Program

<i>Institution</i>	<i>Students</i>	<i>Award Amount</i>
Adrian College	55	\$86,536.00
Albion College	11	\$9,500.00
Alma College	7	\$7,000.00
Alpena Community College	165	\$443,538.50
Andrews University	4	\$3,500.00
Aquinas College	62	\$97,804.00
Baker College of Allen Park	122	\$212,954.00
Baker College of Auburn Hills	72	\$140,964.00
Baker College of Cadillac	82	\$155,708.00
Baker College of Clinton Twp.	172	\$311,928.00
Baker College of Flint	371	\$713,401.00
Baker College - Online	16	\$31,102.00
Baker College of Jackson	65	\$122,112.00
Baker College of Muskegon	277	\$577,398.00
Baker College of Owosso	241	\$551,662.00
Baker College of Port Huron	91	\$181,767.00
Bay de Noc Community College	187	\$565,190.00
Bay Mills Community College	16	\$17,600.00
Calvin College	5	\$5,000.00
Central Michigan University	161	\$137,000.00
Cleary University	7	\$14,560.00
College for Creative Studies	5	\$5,000.00
Compass College of Cinematic Arts	1	\$2,504.00
Concordia University	28	\$48,946.00
Cornerstone University	84	\$145,832.00
Davenport University West-Grand Rapids	154	\$260,184.00
Delta College	671	\$1,284,175.02
Eastern Michigan University	160	\$129,000.00
Ferris State University	1242	\$8,305,962.25
Finlandia University	42	\$89,688.00
Glen Oaks Community College	71	\$129,163.00
Gogebic Community College	87	\$226,415.00
Grace Bible College	35	\$61,296.00
Grand Rapids Community College	947	\$2,342,492.63
Grand Valley State University	213	\$185,000.00
Great Lakes Christian College	22	\$36,695.00
Henry Ford College	998	\$1,818,151.00
Hope College	12	\$11,000.00
Jackson College	340	\$913,666.00
Kalamazoo Valley Community College	400	\$703,687.80
Kellogg Community College	210	\$408,335.93
Kettering University	9	\$8,000.00
Kirtland Community College	159	\$302,267.00
Kuyper College	10	\$15,792.00
Lake Michigan College	247	\$499,525.50
Lake Superior State University	267	\$2,053,670.90

Student Scholarships and Grants

Tuition Incentive Program

<i>Institution</i>	<i>Students</i>	<i>Award Amount</i>
Lansing Community College	669	\$1,204,474.06
Lawrence Technological University	49	\$87,536.00
Macomb Community College	844	\$1,405,963.50
Madonna University	37	\$66,976.00
Marygrove College	88	\$160,305.00
Michigan Jewish Institute	6	\$12,384.00
Michigan State University	135	\$233,352.50
Michigan Technological University	251	\$2,429,435.00
Mid-Michigan Community College	252	\$716,457.00
Monroe County Community College	105	\$195,674.00
Montcalm Community College	132	\$264,175.50
Mott Community College	800	\$1,886,536.08
Muskegon Community College	336	\$761,643.89
North Central Michigan College	196	\$466,761.28
Northern Michigan University	543	\$3,340,869.58
Northwestern Michigan College	346	\$941,122.66
Northwood University	75	\$127,511.60
Oakland Community College	998	\$1,334,521.36
Oakland University	86	\$75,000.00
Olivet College	20	\$16,000.00
Robert B. Miller College	4	\$3,000.00
Rochester College	41	\$60,083.60
Saginaw Chippewa Tribal College	4	\$5,615.00
Saginaw Valley State University	98	\$83,000.00
Saint Clair County Community College	304	\$674,600.25
Schoolcraft College	359	\$661,114.00
Siena Heights University	87	\$173,122.00
Southwestern Michigan College	232	\$578,641.88
Spring Arbor University	106	\$180,728.00
University of Detroit Mercy	29	\$26,000.00
University of Michigan-Ann Arbor	125	\$112,500.00
University of Michigan-Dearborn	89	\$82,312.00
University of Michigan-Flint	51	\$44,000.00
Walsh College	7	\$6,800.00
Washtenaw Community College	351	\$569,852.00
Wayne County Community College	1083	\$1,904,089.50
Wayne State University	193	\$161,500.00
West Shore Community College	90	\$157,493.00
Western Michigan University	165	\$137,000.00
Total	17989	\$45,720,823.77

Student Scholarships and Grants

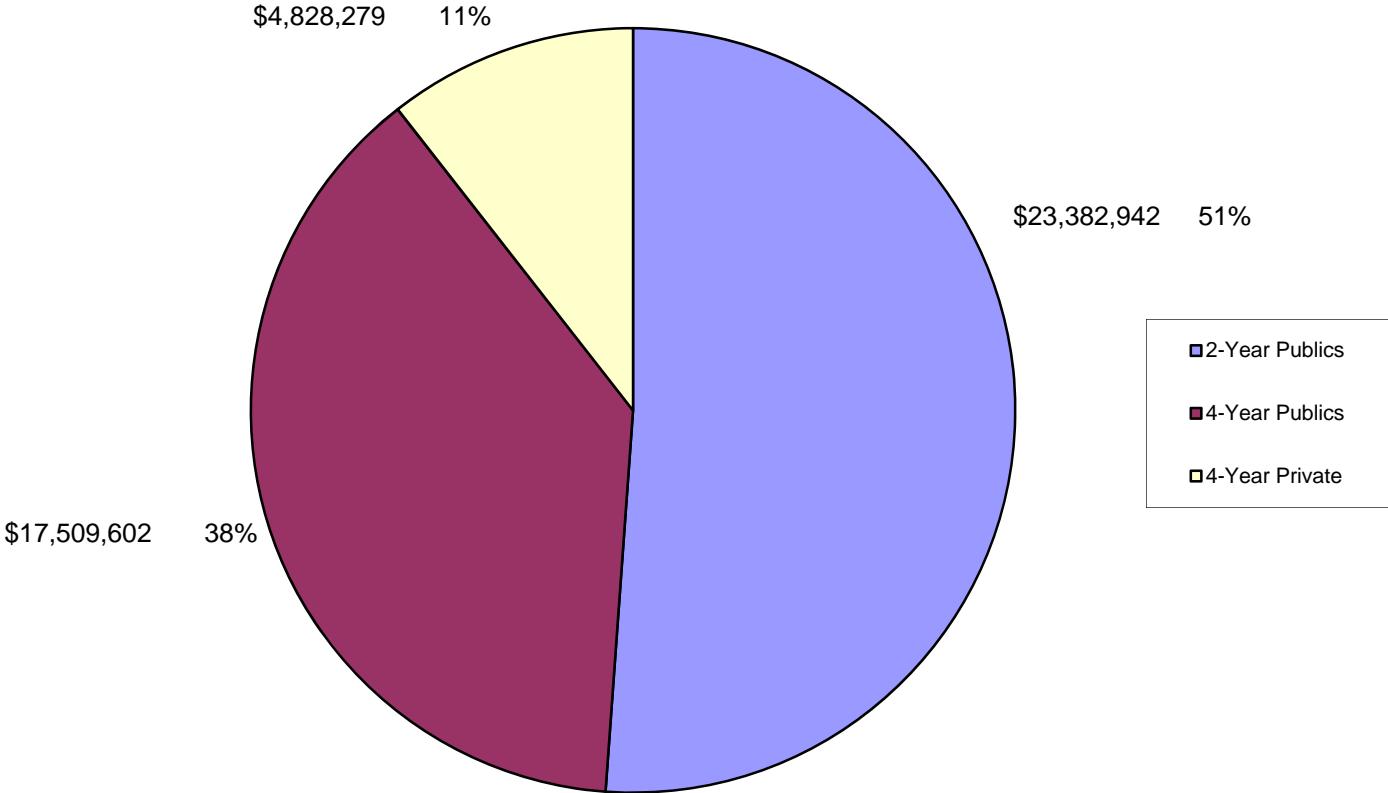
Tuition Incentive Program - Phase I and Phase II

<i>Institution</i>	<i>Phase I</i>		<i>Phase II</i>	
	<i>Students</i>	<i>Dollars</i>	<i>Students</i>	<i>Dollars</i>
Alpena Community College	165	443,538.50		
Bay de Noc Community College	187	565,190.00		
Bay Mills Community College	16	17,600.00		
Delta College	671	1,284,175.02		
Glen Oaks Community College	71	129,163.00		
Gogebic Community College	87	226,415.00		
Grand Rapids Community College	947	2,342,492.63		
Henry Ford Community College	998	1,818,151.00		
Jackson College	340	913,666.00		
Kalamazoo Valley Community College	400	703,687.80		
Kellogg Community College	210	408,335.93		
Kirtland Community College	159	302,267.00		
Lake Michigan College	247	499,525.50		
Lansing Community College	669	1,204,474.06		
Macomb Community College	844	1,405,963.50		
Mid-Michigan Community College	252	716,457.00		
Monroe County Community College	105	195,674.00		
Montcalm Community College	132	264,175.50		
Mott Community College	800	1,886,536.08		
Muskegon Community College	336	761,643.89		
North Central Michigan College	196	466,761.28		
Northwestern Michigan College	346	941,122.66		
Oakland Community College	998	1,334,521.36		
Saginaw Chippewa Tribal College	4	5,615.00		
St. Clair County Community College	304	674,600.25		
Schoolcraft College	359	661,114.00		
Southwestern Michigan College	232	578,641.88		
Washtenaw Community College	351	569,852.00		
Wayne County Community College	1083	1,904,089.50		
West Shore Community College	90	157,493.00		
Community College Totals	11,599	23,382,942.34	N/A	N/A
Central Michigan University			161	137,000.00
Eastern Michigan University			160	129,000.00
Ferris State University	1004	8,107,962.00	238	198,000.00
Grand Valley State University			213	185,000.00
Lake Superior State University	206	2,008,171.00	61	45,500.00
Michigan State University	121	128,853.00	14	104,500.00
Michigan Technological University	200	2,390,935.00	51	38,500.00
Northern Michigan University	438	3,262,369.00	105	78,500.00
Oakland University			86	75,000.00
Saginaw Valley State University			98	83,000.00
University of Michigan - Ann Arbor			125	112,500.00
University of Michigan - Dearborn			89	82,312.00
University of Michigan - Flint			51	44,000.00
Wayne State University			193	161,500.00
Western Michigan University			165	137,000.00

Public 4-Year Totals	1,969	15,898,290.00	1,810	1,611,312.00
Adrian College	28	61,536.00	27	25,000.00
Albion College			11	9,500.00
Alma College			7	7,000.00
Andrews University			4	3,500.00
Aquinas College	37	74,304.00	25	23,500.00
Baker College of Allen Park	105	197,954.00	17	15,000.00
Baker College of Auburn Hills	67	135,364.00	5	5,600.00
Baker College of Cadillac	76	152,908.00	6	2,800.00
Baker College of Clinton Twp.	164	305,128.00	8	6,800.00
Baker College of Flint	356	699,801.00	15	13,600.00
Baker College -Online	15	30,702.00	1	400.00
Baker College of Jackson	63	119,712.00	2	2,400.00
Baker College of Muskegon	267	566,998.00	10	10,400.00
Baker College of Owosso	233	543,262.00	8	8,400.00
Baker College of Port Huron	85	174,967.00	6	6,800.00
Calvin College			5	5,000.00
Cleary University	6	13,760.00	1	800.00
College for Creative Studies			5	5,000.00
Compass College of Cinematic Arts	1	2,504.00		
Concordia University	22	43,946.00	6	5,000.00
Cornerstone University	53	120,957.00	31	24,875.00
Davenport University West-GR	128	238,184.00	26	22,000.00
Finlandia University	33	81,188.00	9	8,500.00
Grace Bible College	26	52,796.00	9	8,500.00
Great Lakes Christian College	18	33,195.00	4	3,500.00
Hope College			12	11,000.00
Kettering University			9	8,000.00
Kyper College	6	12,292.00	4	3,500.00
Lawrence Technological University	32	76,536.00	17	11,000.00
Madonna University	29	58,976.00	8	8,000.00
Marygrove College	60	138,805.00	28	21,500.00
Michigan Jewish Institute	6	12,384.00		
Northwood University	59	117,012.00	16	10,500.00
Olivet College			20	16,000.00
Robert B. Miller College			4	3,000.00
Rochester College	18	38,084.00	23	22,000.00
Siena Heights University	68	155,122.00	19	18,000.00
Spring Arbor University	62	139,728.00	44	41,000.00
University of Detroit Mercy			29	26,000.00
Walsh College			7	6,800.00
Independent 4-Year Totals	2,123	4,398,105.00	488	430,175.00
Grand Totals - All Sectors	15,691	43,679,337.34	2,298	2,041,487.00

Tuition Incentive Program (TIP) Payments by Sector

FY 2014



Dual Enrollment Program

The program allows students from a state approved nonpublic high school to dual enroll in college courses beginning in the 9th grade. The Michigan Department of Education (MDE) approves the billings and the Michigan Department of Treasury pays the postsecondary institutions on behalf of the students.

Citation

Public Acts 131 - 134 of 2012

Student Scholarships and Grants

Dual Enrollment Program

<i>Institution</i>	<i>Students</i>	<i>Award Amount</i>
Adrian College	48	\$35,155.00
Baker College of Cadillac	47	\$29,940.00
Baker College of Jackson	8	\$5,500.00
Calvin College	7	\$8,061.00
Central Michigan University	3	\$2,904.00
College for Creative Studies	1	\$601.00
Concordia University	83	\$51,042.13
Cornerstone University	56	\$42,019.76
Delta College	16	\$11,373.38
Eastern Michigan University	1	\$519.00
Ferris State University	10	\$6,619.00
Glen Oaks Community College	3	\$4,609.66
Grand Rapids Community College	35	\$38,647.12
Grand Valley State University	1	\$1,331.37
Henry Ford College	2	\$1,498.00
Hope College	2	\$1,971.00
Jackson College	10	\$8,206.00
Kalamazoo Valley Community College	13	\$7,657.00
Kellogg Community College	19	\$17,030.00
Lansing Community College	46	\$42,724.00
Macomb Community College	5	\$3,691.00
Madonna University	55	\$53,864.06
Michigan Jewish Institute	7	\$2,824.08
Mid-Michigan Community College	37	\$34,057.00
Monroe County Community College	9	\$12,103.10
Montcalm Community College	1	\$2,220.00
Mott Community College	7	\$9,009.42
North Central Michigan College	27	\$37,175.15
Northwestern Michigan College	3	\$3,325.03
Oakland Community College	4	\$1,550.20
Saint Clair County Community College	2	\$898.50
Schoolcraft College	6	\$5,693.56
Siena Heights University	28	\$33,982.00
Southwestern Michigan College	1	\$453.75
Spring Arbor University	80	\$51,949.13
University of Detroit Mercy	87	\$30,168.12
University of Michigan-Dearborn	7	\$10,188.00
University of Michigan-Flint	7	\$9,600.00
Washtenaw Community College	2	\$4,620.00
West Shore Community College	12	\$8,070.00
Total	798	\$632,850.52

Footnote:

The count is a duplicated count as some students attend multiple institutions.

GEAR UP Michigan! Scholarship (GEAR UP 1)

A federal program that delivers over \$6 million in scholarships to needy students from three urban public school systems: Detroit, Muskegon, and Flint. These awards utilize federal funds received as part of the GEAR UP Grant administered by the Workforce Development Agency (WDA). Scholarships are renewable for up to four years in an amount equal to Pell Grant maximums.

Legal Citation

Public Law 105-244, Higher Education Amendments of 1998.

Student Scholarships and Grants

GEAR UP Michigan! Scholarship

<i>Institution</i>	<i>Students</i>	<i>Award Amount</i>
Baker College - All Campuses	7	\$20,581.00
Central Michigan University	4	\$14,444.00
Eastern Michigan University	3	\$13,775.00
Mid-Michigan Community College	1	\$5,550.00
Mott Community College	12	\$30,155.00
Saginaw Valley State University	1	\$4,681.00
University of Michigan-Flint	6	\$28,244.00
Western Michigan University	1	\$5,550.00
Total	35	\$122,980.00

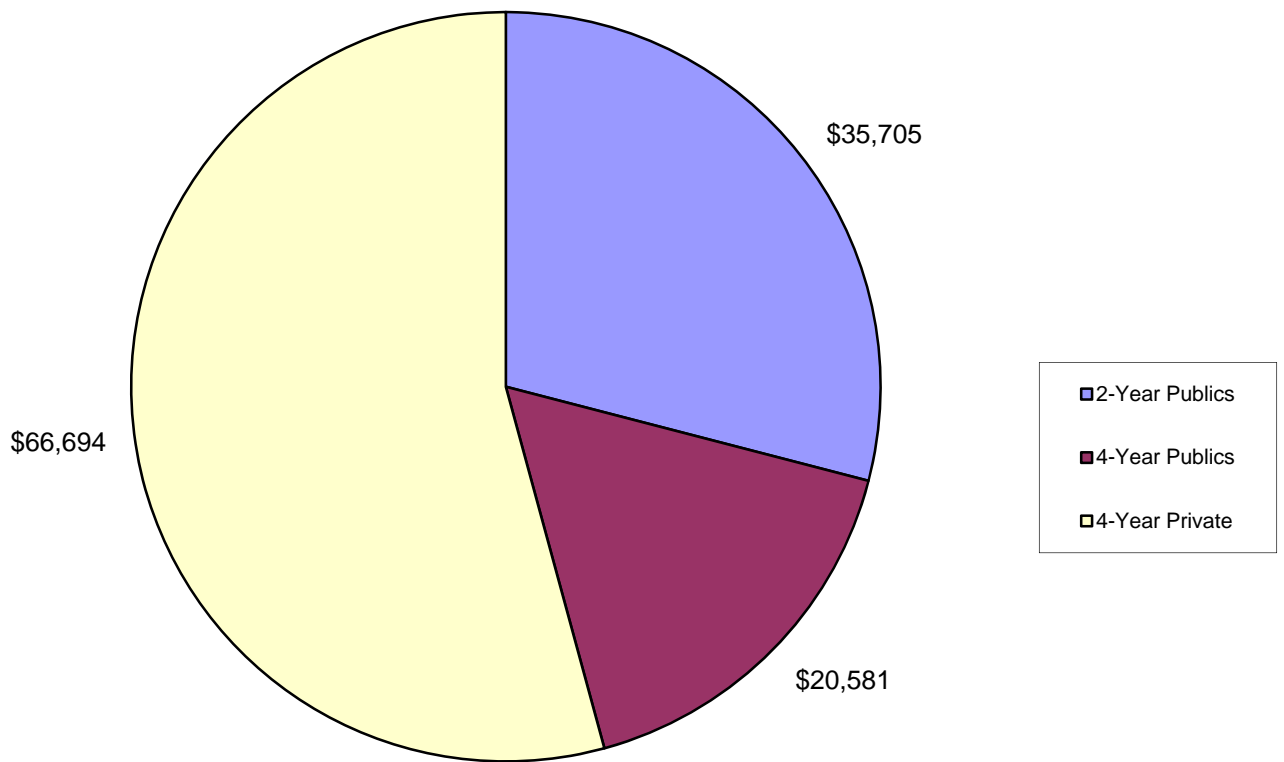
Footnotes:

Funds for this program are appropriated from the federal government and administered by SSG. The student count is a duplicated count as students transfer between semesters/institutions.

This program was for class years 2007 - 2011 only. All remaining program eligibility will expire at the end of FY16

GEAR UP Michigan! Payments by Sector

FY 2014



GEAR UP College Day Scholarship (GEAR UP 2)

Michigan received a second federal grant that will pay out over \$7.7 million in scholarships to students. Awards go to students who participated in programs developed by Michigan's 15 Public Universities. Scholarship maximum is \$5,550 and is renewable for five years.

Legal Citation

Public Law 105-244, Higher Education Amendments of 1998.

Student Scholarships and Grants

GEAR UP College Day Scholarship

<i>Institution</i>	<i>Students</i>	<i>Award Amount</i>
Bay De Noc Community College	1	\$2,081.00
Central Michigan University	18	\$95,822.00
Delta College	2	\$10,406.00
Eastern Michigan University	22	\$115,856.00
Ferris State University	8	\$44,183.00
Gogebic Community College	1	\$5,550.00
Grand Rapids Community College	0	\$0.00
Grand Valley State University	22	\$120,605.00
Henry Ford Community College	6	\$33,541.00
Jackson College	2	\$4,856.00
Kalamazoo Valley Community College	2	\$9,596.00
Kellogg Community College	2	\$5,517.24
Lake Superior State University	3	\$16,558.00
Lansing Community College	15	\$74,926.00
Macomb Community College	1	\$2,775.00
Michigan State University	32	\$170,663.00
Michigan Technological University	4	\$22,200.00
Mid-Michigan Community College	0	\$0.00
Mott Community College	7	\$24,507.00
Muskegon Community College	1	\$835.00
Northern Michigan University	11	\$53,610.00
Oakland Community College	8	\$40,237.00
Oakland University	9	\$47,175.00
Saginaw Valley State University	3	\$15,263.00
Southwestern Michigan College	2	\$11,100.00
University of Michigan - Ann Arbor	22	\$116,550.00
University of Michigan - Dearborn	4	\$22,200.00
University of Michigan - Flint	9	\$45,094.00
Washtenaw Community College	1	\$2,775.00
Wayne County Community College	6	\$30,234.00
Wayne State University	11	\$54,114.00
West Shore Community College	0	\$0.00
Western Michigan University	10	\$61,052.00
Total	245	\$1,259,881.24

Footnotes:

Funds for this program are appropriated from the federal government and administered by SSG. The student count is a duplicated count as students transfer between semesters/institutions.

GEAR UP College Day Payments by Sector

FY 2014

