

Student Scholarships and Grants



2016-2017 ANNUAL REPORT

MICHIGAN DEPARTMENT OF TREASURY - STUDENT FINANCIAL SERVICES BUREAU

Message from the DIRECTOR

I am pleased to share with you what Student Scholarships and Grants (SSG), within the Michigan Department of Treasury - Student Financial Services Bureau, has accomplished during the 2017 fiscal year. The following report provides information about funds administered and number of Michigan students awarded.

Our goal during the year was to enhance the customer service experience and to expand resources to help Michigan students afford college. In addition to promoting State aid programs, we utilized a place-based scholarship initiative to identify more opportunities for students. We analyzed data to determine what areas of the state had low Free Application for Federal Student Aid (FAFSA) or Tuition Incentive Program (TIP) application completion rates and then worked with our Outreach Unit (MI Student Aid) to target those areas as they developed regional statewide events.

Our data management system, MiSSG has allowed for easier access for students, counselors and financial aid administrators. Students can quickly set up a portal account where they can view their award information in real-time. Counselors can easily identify which of their students haven't filed a FAFSA or completed their TIP application. It's no longer necessary for students to provide eligibility documentation to their college. Colleges can view student awards and certify enrollment directly from MiSSG.

MiSSG update:

- Added three additional programs (Tuition Incentive Program, Children of Veterans Tuition Grant, and Police Officer's and Fire Fighter's Survivor Tuition Grant) to MiSSG, for a total of five current programs.
- We began gathering the requirements for the future implementation of the Fostering Futures Scholarship, MI GEAR UP, and Dual Enrollment programs with anticipated completion Summer 2018.
- Provided assistance to 30,557 MiSSG users.

SSG continues to focus on working with students and parents regarding eligibility for state awards.

Sincerely,



Carla Foltyn, Director
Student Scholarships and Grants
Student Financial Services Bureau
Michigan Department of Treasury

Table of Contents

Fund Distribution by Fund Source	3
Children of Veterans Tuition Grant Program (CVTG).....	4
Dual Enrollment	8
Fostering Futures Scholarship (FFS).....	12
GEAR UP College Day Scholarship (GEAR UP 2).....	16
Merit Military Payments to Michigan Institutions.....	19
Michigan Competitive Scholarship (MCS) and Michigan Tuition Grant (MTG)	22
Michigan Competitive Scholarship (MCS) and Michigan Tuition Grant (MTG) by Number of Students Served	23
Michigan Competitive Scholarship (MCS) and Michigan Tuition Grant (MTG) by College Sector	24
Michigan Competitive Scholarship (MCS) and Michigan Tuition Grant (MTG) by Institution.....	26
Police Officer's and Fire Fighter's Survivor Tuition Grant (STG)	28
Tuition Incentive Program (TIP)	31

STUDENT SCHOLARSHIPS AND GRANTS

ANNUAL REPORT 2017

Fund Distribution by Fund Source*

Program	Volume	Amount
Children of Veterans Tuition Grant	449	\$1,098,518
Dual Enrollment Program	1,348	\$1,397,331
Fostering Futures Scholarship	412	\$1,120,309
GEAR UP College Day Scholarship	191	\$817,527
Michigan Competitive Scholarship*	34,288	\$20,018,747
Michigan Merit Award	1	\$1,250
Michigan Tuition Grant*	15,920	\$30,437,411
Police Officer's and Fire Fighter's Survivor Tuition Grant	8	\$61,727
Tuition Incentive Program	22,332	\$56,788,471
TOTAL	74,949	\$111,741,291

Footnotes:

*Total amounts for MCS and MTG are noted as Funding Source in this chart. Other sections of this report show distribution by Award Type.

The higher number of awarded MCS students exceeded the 2017 appropriation. A total of \$6,978,851 of MCS funds went to MCS students attending private institutions. The lower enrollment of strictly MTG students (15,920) left approximately \$6,300,000 in the MTG fund. Approximately \$1,600,000 was then transferred to cover the MCS shortfall. Approximately \$4,700,000 remained in the MTG fund to be carried forward for 2018 awards. This illustrates that the funding between the programs should be rebalanced.

Children of Veterans Tuition Grant (CVTG)

The program provides undergraduate tuition assistance to certain children of qualified Michigan veterans who are permanently and totally disabled, MIA, or deceased. The renewable award pays a maximum of \$2,800 per academic year.

Legal Citation
Public Act 248 of 2005

Student Scholarships and Grants

Children of Veteran's Tuition Grant Program

Institution	Students	Award Amount
Albion College	1	\$2,800.00
Alma College	7	\$19,600.00
Alpena Community College	4	\$8,240.00
Andrews University	1	\$2,800.00
Baker College	21	\$38,734.00
Bay College	5	\$8,486.00
Calvin College	1	\$2,800.00
Central Michigan University	35	\$89,558.50
Compass College	1	\$2,800.00
Davenport University	3	\$7,000.00
Delta College	24	\$48,480.00
Eastern Michigan University	13	\$34,498.00
Ferris State University	31	\$85,488.00
Finlandia University	1	\$2,800.00
Glen Oaks Community College	1	\$966.00
Gogebic Community College	3	\$7,000.00
Grand Rapids Community College	8	\$15,904.50
Grand Valley State University	30	\$82,600.00
Great Lakes Christian College	1	\$2,450.00
Henry Ford College	1	\$2,800.00
Jackson College	4	\$10,267.00
Kalamazoo College	1	\$2,800.00
Kalamazoo Valley Community College	7	\$12,310.00
Kettering University	1	\$2,800.00
Kirtland Community College	10	\$24,704.00
Lake Michigan College	4	\$11,113.00
Lake Superior State University	3	\$8,400.00
Lansing Community College	9	\$22,315.00
Lawrence Technological University	2	\$5,288.00
Macomb Community College	6	\$10,094.00
Madonna University	2	\$5,600.00
Marygrove College	1	\$2,800.00
Michigan State University	32	\$84,000.00
Michigan Technological University	9	\$25,200.00
Mid Michigan Community College	6	\$12,950.00
Monroe County Community College	1	\$2,800.00
Mott Community College	8	\$16,370.60

Student Scholarships and Grants

Children of Veteran's Tuition Grant Program

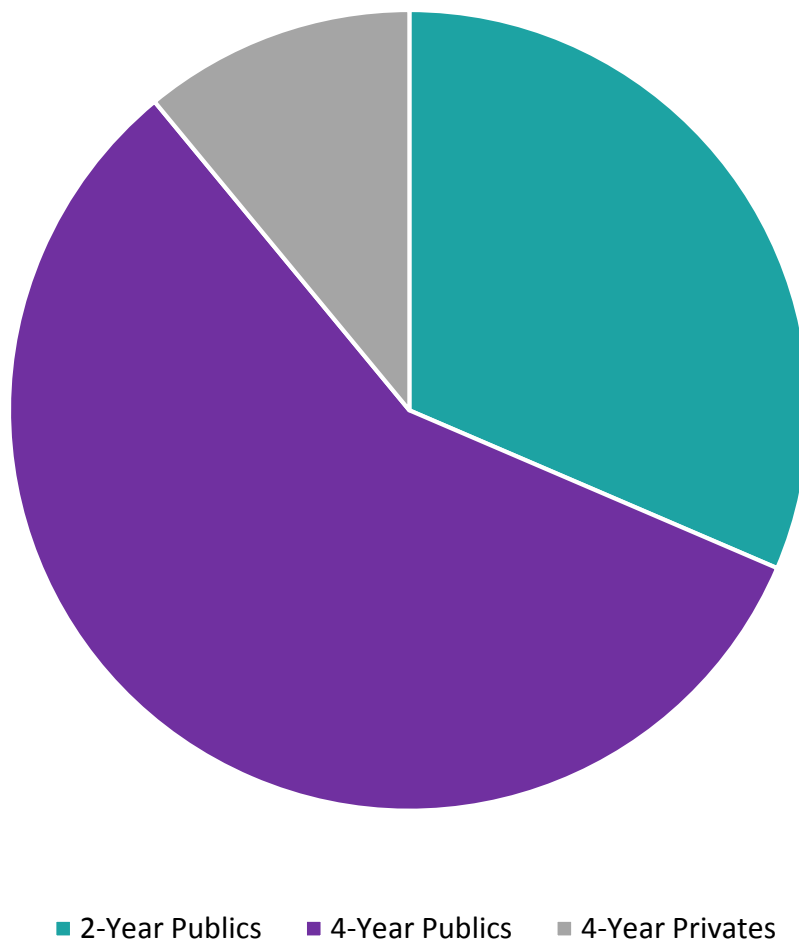
Institution	Students	Award Amount
Muskegon Community College	9	\$16,456.00
North Central Michigan College	8	\$18,200.00
Northern Michigan University	10	\$24,182.44
Northwestern Michigan College	2	\$4,900.00
Oakland Community College	19	\$38,944.00
Oakland University	11	\$28,000.00
Olivet College	3	\$8,400.00
Saginaw Valley State University	10	\$21,312.50
Schoolcraft College	5	\$14,000.00
Southwestern Michigan College	1	\$2,800.00
Spring Arbor University	2	\$5,600.00
St. Clair County Community College	7	\$18,620.00
University of Detroit Mercy	1	\$2,800.00
University of Michigan - Ann Arbor	6	\$15,400.00
University of Michigan - Dearborn	6	\$16,800.00
University of Michigan - Flint	10	\$25,900.00
Walsh College	1	\$2,800.00
Washtenaw Community College	5	\$13,330.00
Wayne County Community College	2	\$3,456.80
Wayne State University	12	\$32,200.00
Western Michigan University	21	\$58,800.00
Total	449	\$1,098,518.34

Footnotes:

Decrease of 17 students from previous Academic Year.

91 new applications were eligible but did not use program funds.

Children of Veterans Tuition Grant Program Payments by Sector FY 2017



2-Year Publics	\$345,506.90
4-Year Publics	\$632,339.44
4-Year Privates	\$120,672.00

Dual Enrollment Program

The program allows students from a state approved nonpublic high school to dual enroll in college courses beginning in the 9th grade. The Michigan Department of Education (MDE) approves the billings and the Michigan Department of Treasury pays the postsecondary institutions on behalf of the students.

Citation

Public Acts 131 - 134 of 2012

Student Scholarships and Grants Dual Enrollment Program

Institution	Students	Award Amount
Aquinas College	114	\$101,343.20
Baker College - Flint	13	\$3,960.00
Baker College - Jackson	13	\$11,468.21
Baker College - Muskegon	1	\$1,896.51
Calvin College	23	\$21,111.34
Central Michigan University	5	\$12,462.71
College for Creative Studies	2	\$1,896.51
Concordia University	65	\$53,393.27
Cornerstone University	67	\$54,624.94
Davenport University	3	\$4,082.51
Delta College	24	\$12,300.16
Eastern Michigan University	8	\$8,962.85
Ferris State - Kendall College of Art	13	\$10,840.01
Grace Bible College	40	\$45,895.39
Grand Rapids Community College	75	\$95,252.81
Grand Valley State University	1	\$1,517.20
Henry Ford College	31	\$65,670.98
Hope College	10	\$11,505.49
Jackson College	27	\$21,082.18
Kalamazoo Valley Community College	24	\$22,436.32
Kellogg Community College	18	\$14,817.69
Lake Superior State University	3	\$1,896.51
Lansing Community College	37	\$52,330.12
Macomb Community College	20	\$15,568.41
Madonna University	58	\$72,857.29
Marygrove College	4	\$3,793.00
Michigan State University	6	\$4,425.19
Mid Michigan Community College	53	\$54,858.85
Monroe County Community College	10	\$12,763.09
Mott Community College	25	\$26,915.59
Muskegon Community College	5	\$5,252.00
North Central Michigan College	30	\$24,499.61
Northwestern Michigan College	5	\$5,233.90
Oakland Community College	8	\$5,948.34
Oakland University	2	\$1,806.20
Schoolcraft College	68	\$61,282.00
Siena Heights University	52	\$36,552.17
Southwestern Michigan College	1	\$1,956.00
Spring Arbor University	66	\$54,443.68
University of Detroit Mercy	153	\$55,399.87

Student Scholarships and Grants Dual Enrollment Program

Institution	Students	Award Amount
University of Michigan - Dearborn	2	\$1,517.20
University of Michigan - Flint	106	\$264,877.48
Washtenaw Community College	49	\$46,029.41
West Shore Community College	7	\$9,964.00
Western Michigan University	1	\$641.17
Total	1,348	\$1,397,331.36

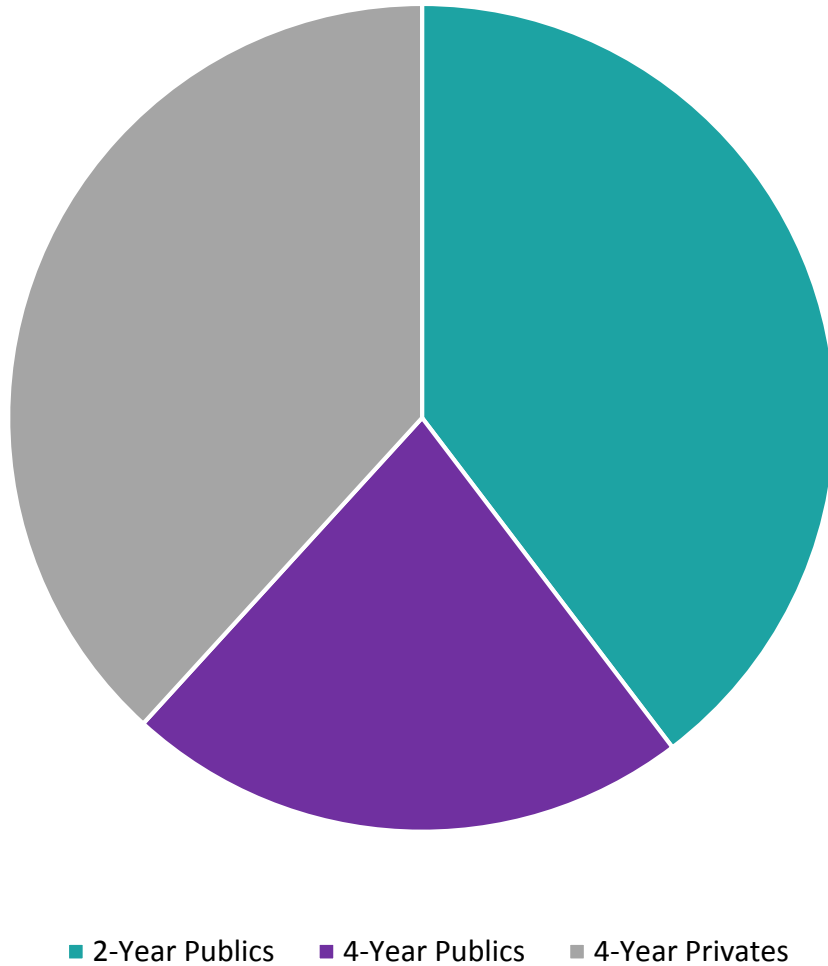
Footnotes:

The count is a duplicated count as some students attend multiple institutions.

Unduplicated Count: 1,247

Total courses taken: 2,757

Dual Enrollment Program Payments by Sector FY 2017



2-Year Publics	\$554,161.46
4-Year Publics	\$308,946.52
4-Year Privates	\$534,223.38

Fostering Futures Scholarship (FFS)

The program provides eligible young adults that have experienced foster care with scholarship funds for tuition, fees, room/board, books, and supplies/equipment required for enrollment.

Citation
Public Act 530 of 2012

Student Scholarships and Grants

Fostering Futures Scholarship

Institution	Students	Award Amount
Adrian College	2	\$3,000.00
Alpena Community College	1	\$1,500.00
Aquinas College	1	\$3,000.00
Art Institute of Michigan	1	\$1,500.00
Baker College	12	\$36,000.00
Bay College	1	\$800.00
Calvin College	3	\$7,500.00
Central Michigan University	3	\$9,000.00
Cornerstone University	1	\$3,000.00
Davenport University	1	\$3,000.00
Delta College	6	\$10,541.00
Eastern Michigan University	13	\$36,000.00
Ferris State University	19	\$43,742.00
Grand Rapids Community College	7	\$19,500.00
Grand Valley State University	9	\$27,000.00
Great Lakes Christian College	1	\$3,000.00
Henry Ford College	5	\$13,500.00
Jackson College	5	\$15,000.00
Kalamazoo Valley Community College	7	\$17,231.00
Kellogg Community College	4	\$9,000.00
Kirtland Community College	1	\$1,500.00
Lake Michigan College	2	\$6,000.00
Lake Superior State University	1	\$3,000.00
Lansing Community College	16	\$33,314.00
Macomb Community College	5	\$12,452.00
Michigan State University	17	\$48,000.00
Michigan Technological University	3	\$5,578.00
Mid Michigan Community College	4	\$12,000.00
Montcalm Community College	3	\$5,454.00
Mott Community College	6	\$13,596.00
Muskegon Community College	3	\$8,120.00
North Central Michigan College	1	\$3,000.00
Northern Michigan University	8	\$18,400.00
Northwestern Michigan College	7	\$19,500.00
Northwood University	2	\$6,000.00
Oakland Community College	11	\$30,000.00
Oakland University	4	\$12,000.00

Student Scholarships and Grants

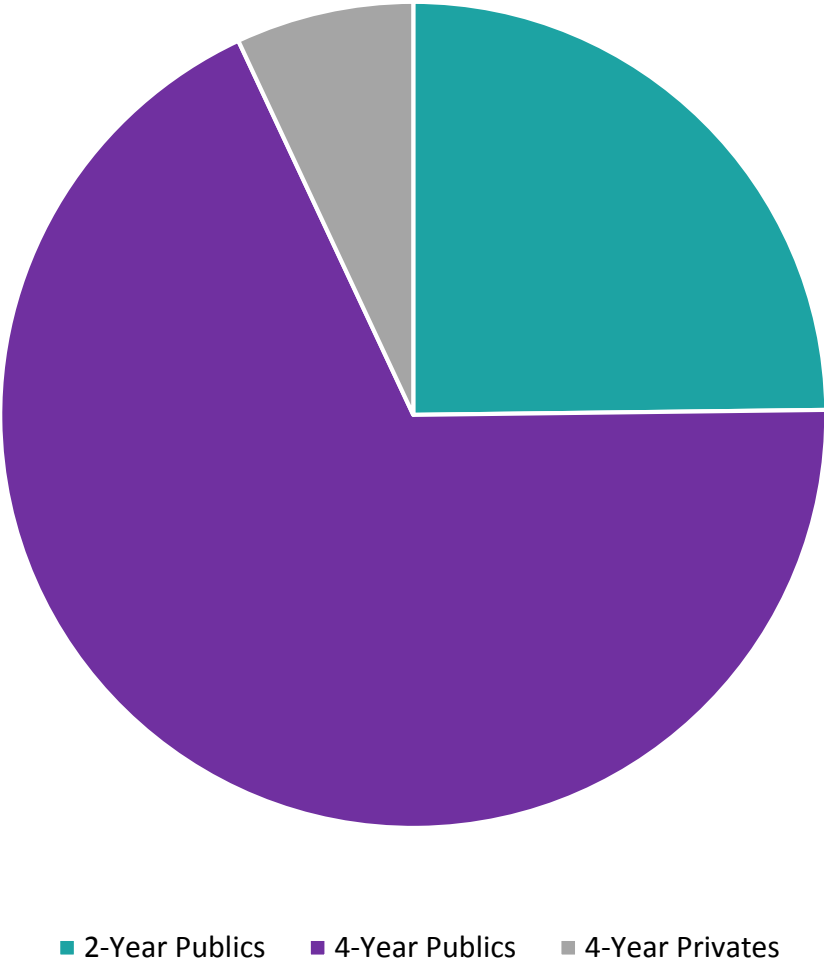
Fostering Futures Scholarship

Institution	Students	Award Amount
Olivet College	1	\$3,000.00
Rochester College	1	\$3,000.00
Saginaw Valley State University	13	\$37,500.00
Schoolcraft College	4	\$11,676.00
Siena Heights University	1	\$3,000.00
Southwestern Michigan College	1	\$3,000.00
University of Detroit Mercy	1	\$3,000.00
University of Michigan - Ann Arbor	11	\$33,000.00
University of Michigan - Dearborn	1	\$1,500.00
University of Michigan - Flint	10	\$28,500.00
Washtenaw Community College	4	\$8,608.00
Wayne County Community College	8	\$22,635.00
Wayne State University	19	\$52,500.00
Western Michigan University	141	\$408,662.00
Total	412	\$1,120,309.00

Footnote:

The count is a duplicated count as some students attend multiple institutions.

**Fostering Futures Scholarship
Payments by Sector
FY 2017**



2-Year Publics	\$277,927.00
4-Year Publics	\$764,382.00
4-Year Privates	\$78,000.00

GEAR UP College Day Scholarship (GEAR UP 2)

Michigan received a second federal grant that will pay out over \$7.7 million in scholarships to students. Awards go to students who participated in programs developed by Michigan's 15 Public Universities. Scholarship maximum is \$5,550 and is renewable for five years.

Legal Citation

Public Law 105-244, Higher Education Amendments of 1998.

Student Scholarships and Grants

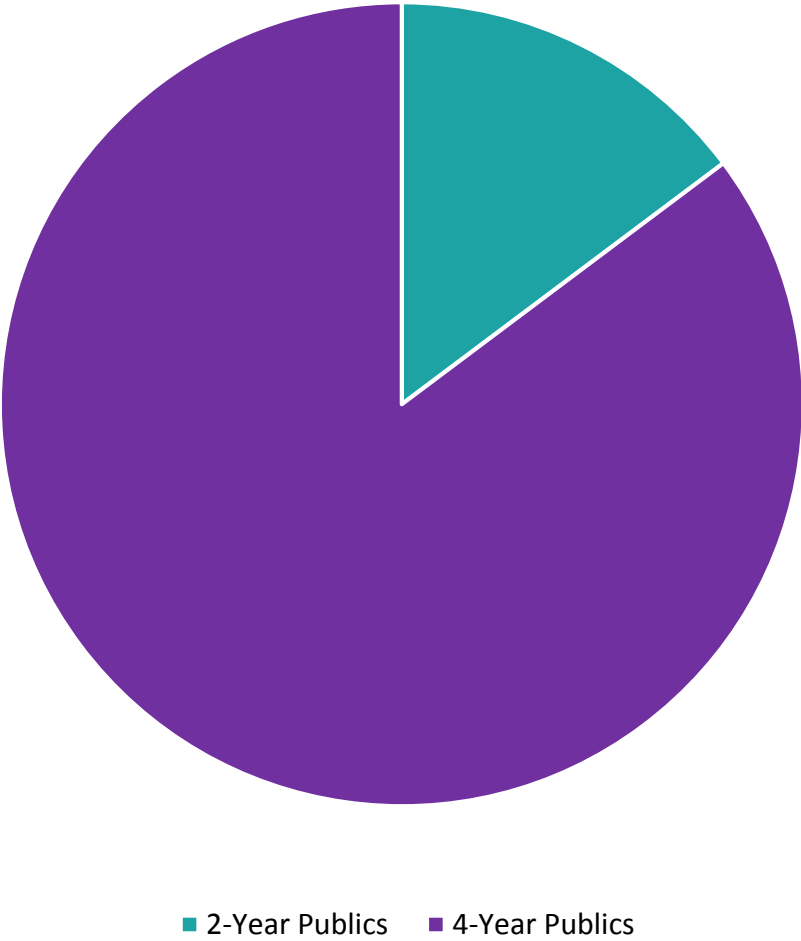
GEAR UP College Day Scholarship

Institution	Students	Award Amount
Central Michigan University	17	\$76,314.00
Delta College	6	\$15,461.00
Eastern Michigan University	22	\$99,707.00
Ferris State University	11	\$51,338.00
Grand Rapids Community College	3	\$9,713.00
Grand Valley State University	14	\$63,131.00
Henry Ford College	3	\$17,344.00
Kalamazoo Valley Community College	2	\$6,938.00
Kellogg Community College	2	\$9,020.00
Lake Michigan College	1	\$2,776.00
Lake Superior State University	3	\$16,650.00
Lansing Community College	3	\$3,469.00
Macomb Community College	1	\$5,550.00
Michigan State University	21	\$85,330.00
Michigan Technological University	3	\$11,100.00
Mott Community College	3	\$10,406.00
Muskegon Community College	2	\$7,410.00
Northern Michigan University	8	\$37,463.00
Oakland Community College	1	\$2,775.00
Oakland University	4	\$20,119.00
Saginaw Valley State University	7	\$30,526.00
University of Michigan - Ann Arbor	7	\$36,075.00
University of Michigan - Dearborn	2	\$8,325.00
University of Michigan - Flint	7	\$29,457.00
Washtenaw Community College	2	\$2,776.00
Wayne County Community College	6	\$27,057.00
Wayne State University	12	\$52,902.00
Western Michigan University	18	\$78,395.00
Total	191	\$817,527.00

Footnotes:

Funds for this program are appropriated from the Federal government and administered by SSG. The count is a duplicated count as some students attend multiple institutions.

**GEAR UP College Day Scholarship
Payments by Sector
FY 2017**



2-Year Publics	\$120,695.00
4-Year Publics	\$696,832.00

Michigan Merit Award (Merit)

Eligibility for this award has now expired for all students unless they have served or are currently serving in the military. Students with a military extension could collect their award up through 2017 with proof of military service. The maximum award ranged from \$2,500 to \$3,000 and was based on how well the student tested on the Michigan Merit Exam.

Legal Citation
Public Act 94 of 1999

Student Scholarships and Grants

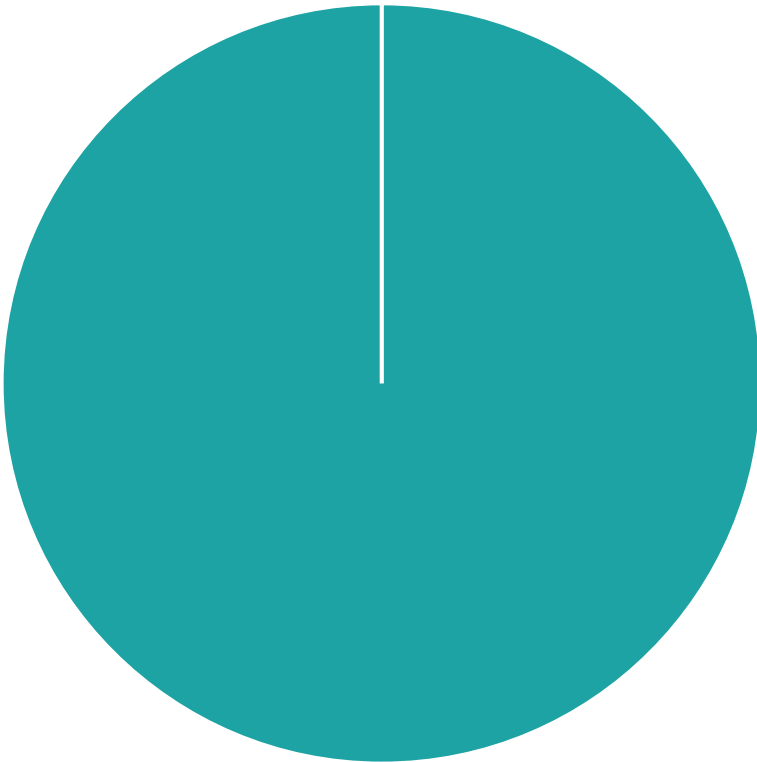
Michigan Merit Award - Merit Military Payments

Institution	Students	Award Amount
Columbia College, San Diego CA	1	\$1,250.00
Total	1	\$1,250.00

Footnote:

Through FY17 - Only returning military students were eligible for funds.

Michigan Merit Award
Merit Military Payments
Payments by Sector
FY 2017



■ 4-Year Privates

4-Year Privates	\$1,250.00
-----------------	------------

Michigan Competitive Scholarship (MCS)

Program provides renewable scholarships for students enrolled in approved degree-granting Michigan colleges and universities based on academic merit (SAT assessment) and financial need. The maximum award is to be determined annually by the Department of Treasury.

Legal Citation
Public Act 208 of 1964

Michigan Tuition Grant (MTG)

Program provides grant assistance to needy students attending Michigan non-profit, independent colleges and universities. The maximum award is to be determined annually by the Department of Treasury.

Legal Citation
Public Act 313 of 1966

Student Scholarships and Grants

Michigan Competitive Scholarships (MCS) and Michigan Tuition Grants (MTG) by Number of Students Served

Fiscal Year	MCS	MTG
2016-17	34,288	15,920
2015-16	32,378	17,484
2014-15	29,527	21,893
2013-14	31,161	22,642
2012-13	33,891	22,226
2011-12	34,413	21,827
2010-11	34,943	22,269
2009-10	32,220	23,520
2008-09	28,832	35,660
2007-08	27,885	35,518
2006-07	27,802	34,141
2005-06	26,434	35,942
2004-05	28,580	37,958
2003-04	29,485	37,045
2002-03	29,512	36,961
2001-02	28,276	32,844
2000-01	29,612	30,544
1999-00	28,463	28,441
1998-99	29,217	30,456
1997-98	30,100	30,026
1996-97	28,829	31,459
1995-96	28,217	30,583
1994-95	26,596	31,704
1993-94	26,986	31,660
1992-93	25,764	30,939
1991-92	25,487	28,019
1990-91	24,279	26,872
1989-90	25,126	24,331
1988-89	23,999	22,356
1987-88	24,083	19,649
1986-87	23,133	18,174
1985-86	22,193	17,671
1984-85	20,104	15,287
1983-84	18,199	13,717
1982-83	18,046	13,436
1981-82	19,066	12,706
1980-81	21,520	11,748
1979-80	18,196	13,811
Total	1,026,842	967,439

Student Scholarships and Grants

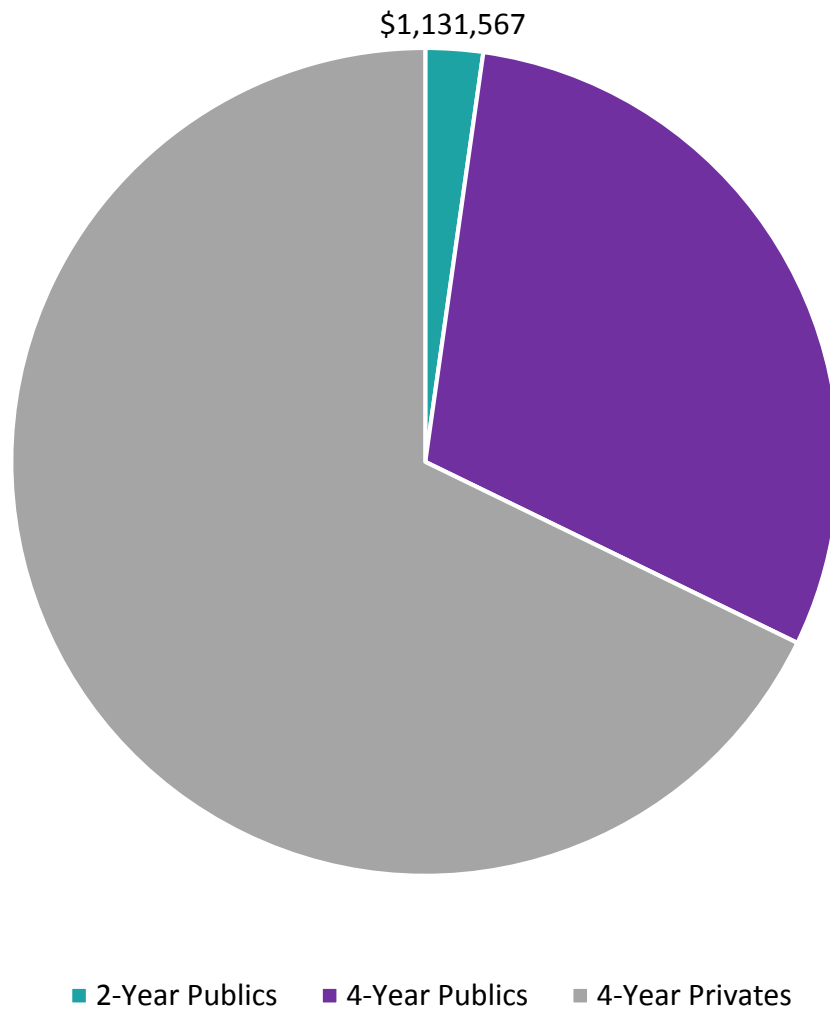
Michigan Competitive Scholarships (MCS) and Michigan Tuition Grants (MTG) by College Sector

Competitive Scholarships					Tuition Grants				Total Combined Awards			
Fiscal Year	No. of Awards	% of Awards	Dollar Amount	% of Exp.	No. of Awards	% of Awards	Dollar Amount	% of Exp.	No. of Awards	% of Awards	Dollar Amount	% of Exp.
<u>Two-year Public Institutions</u>												
2016-17	2,317	6.75%	\$1,131,567	4.19%					2,317	4.61%	\$1,131,567	2.24%
2015-16	2,052	6.34%	\$988,632	3.86%					2,052	4.12%	\$988,632	1.92%
2014-15	2,090	7.08%	\$1,091,932	4.89%					2,090	4.06%	\$1,091,932	2.15%
2013-14	2,191	7.03%	\$1,097,251	4.79%					2,191	4.07%	\$1,097,251	2.22%
2012-13	2,493	7.36%	\$1,097,894	4.79%					2,493	4.44%	\$1,097,894	2.25%
2011-12	2,364	6.87%	\$1,067,061	4.49%					2,364	4.20%	\$1,067,061	2.18%
2010-11	2,351	6.73%	\$1,109,935	4.48%					2,351	4.11%	\$1,109,935	2.22%
2009-10	1,994	6.19%	\$824,308	3.86%					1,994	3.58%	\$824,308	1.76%
2008-09	1,943	6.74%	\$1,966,409	5.11%					1,943	3.01%	\$1,966,409	2.11%
2007-08	1,811	6.49%	\$1,810,856	4.88%					1,811	2.86%	\$1,810,856	2.01%
2006-07	1,854	6.67%	\$1,813,572	4.90%					1,854	2.99%	\$1,813,572	2.06%
<u>Public Universities</u>												
2016-17	25,692	74.81%	\$15,119,029	56.00%					25,692	51.11%	\$15,119,029	29.97%
2015-16	24,280	74.99%	\$14,293,890	55.77%					24,280	48.69%	\$14,293,890	27.74%
2014-15	22,793	77.19%	\$14,318,801	64.10%					22,793	44.33%	\$14,318,801	28.19%
2013-14	23,067	74.03%	\$13,530,827	59.04%					23,067	42.87%	\$13,530,827	27.37%
2012-13	25,342	74.78%	\$13,384,427	58.39%					25,342	45.16%	\$13,384,427	27.49%
2011-12	25,425	73.88%	\$13,480,818	56.72%					25,425	45.21%	\$13,480,818	27.55%
2010-11	25,951	74.27%	\$14,486,367	58.43%					25,951	45.36%	\$14,486,367	29.00%
2009-10	23,727	73.64%	\$11,359,343	65.93%					23,721	42.56%	\$11,359,343	24.24%
2008-09	21,374	91.67%	\$25,619,954	63.96%					21,374	33.14%	\$25,619,954	27.46%
2007-08	20,531	73.63%	\$24,442,047	65.93%					20,531	32.38%	\$24,442,047	27.11%
2006-07	20,019	72.01%	\$23,684,127	63.96%					20,019	32.32%	\$23,684,127	26.92%
<u>Independent Colleges/Universities</u>												
2016-17	6,336	18.45%	\$10,746,421	39.81%	15,920	100%	\$23,458,560	100%	22,256	44.28%	\$34,204,981	67.79%
2015-16	6,046	18.67%	\$10,348,064	40.37%	17,484	100%	\$25,906,462	100%	23,530	47.19%	\$36,254,526	70.35%
2014-15	4,641	15.72%	\$6,924,084	31.00%	21,893	100%	\$28,456,012	100%	26,534	51.60%	\$35,380,096	69.66%
2013-14	5,902	18.94%	\$8,287,517	36.17%	22,642	100%	\$26,520,383	100%	28,544	53.05%	\$34,807,900	70.41%
2012-13	6,055	17.87%	\$8,441,275	36.82%	22,226	100%	\$25,763,513	100%	28,281	50.40%	\$34,204,788	70.25%
2011-12	6,621	19.24%	\$9,216,646	38.78%	21,827	100%	\$25,165,137	100%	28,448	50.58%	\$34,381,783	70.27%
2010-11	6,640	19.00%	\$9,197,889	37.10%	22,269	100%	\$25,151,099	100%	28,909	50.53%	\$34,348,988	68.77%
2009-10	6,495	20.16%	\$9,192,160	43.00%	23,520	100%	\$25,480,385	100%	30,015	53.85%	\$34,672,545	73.99%
2008-09	5,506	19.10%	\$10,849,504	28.23%	35,660	100%	\$54,864,134	100%	41,166	63.84%	\$65,713,638	70.43%
2007-08	5,538	19.86%	\$10,812,697	29.17%	35,518	100%	\$53,088,352	100%	41,056	64.75%	\$63,901,049	70.88%
2006-07	5,917	21.28%	\$11,519,795	31.11%	34,141	100%	\$50,961,457	100%	40,058	64.67%	\$62,481,252	71.01%
<u>Additional Scholarship-eligible Institutions</u>												
2016-17	0	0.00%	\$0	0.00%					0	0.00%	\$0	0.00%
2015-16	0	0.00%	\$0	0.00%					0	0.00%	\$0	0.00%
2014-15	3	0.01%	\$1,860	0.01%					3	0.01%	\$1,860	0.00%
2013-14	1	0.00%	\$630	0.00%					1	0.00%	\$630	0.00%
2012-13	1	0.00%	\$575	0.00%					1	0.00%	\$575	0.00%
2011-12	3	0.01%	\$1,246	0.01%					3	0.01%	\$1,246	0.00%
2010-11	1	0.00%	\$400	0.00%					1	0.00%	\$400	0.00%
2009-10	4	0.01%	\$1,955	0.01%					10	0.02%	\$1,955	0.00%
2008-09	9	0.03%	\$8,561	0.02%					9	0.01%	\$8,561	0.01%
2007-08	5	0.02%	\$5,851	0.02%					5	0.01%	\$5,851	0.01%
2006-07	12	0.04%	\$12,893	0.03%					12	0.02%	\$12,893	0.01%

Footnote:

Total MCS awards are duplicated counts due to students transferring between semesters/institutions.

MCS/MTG Payments by Sector FY 2017



2-Year Publics	\$1,131,567
4-Year Publics	\$15,119,029
4-Year Privates	\$34,204,981

Student Scholarships and Grants

Michigan Competitive Scholarships (MCS) and Michigan Tuition Grants (MTG) by Institution

Institution	MCS Award		MTG Award		Totals Award	
	Awards	Amount	Awards	Amount	Awards	Amount
Adrian College	216	\$365,999	630	\$1,036,698	846	\$1,402,697
Albion College	262	\$456,894	463	\$805,982	725	\$1,262,876
Alma College	443	\$766,572	429	\$725,337	872	\$1,491,909
Alpena Community College	23	\$11,876			23	\$11,876
Andrews University	25	\$36,638	101	\$161,505	126	\$198,143
Aquinas College	339	\$588,779	462	\$751,409	801	\$1,340,188
Baker College	309	\$417,906	2,185	\$2,929,349	2,494	\$3,347,255
Bay College	41	\$22,756			41	\$22,756
Bay Mills Community College	4	\$2,464			4	\$2,464
Calvin College	712	\$1,250,528	366	\$617,214	1,078	\$1,867,742
Central Michigan University	2,068	\$1,235,013			2,068	\$1,235,013
Cleary University	9	\$15,207	166	\$222,708	175	\$237,915
College for Creative Studies	193	\$321,079	502	\$771,468	695	\$1,092,547
Compass College of Cinematic Arts	16	\$28,366	70	\$116,178	86	\$144,544
Concordia University	60	\$101,107	214	\$350,444	274	\$451,551
Cornerstone University	203	\$355,020	660	\$1,008,126	863	\$1,363,146
Davenport University	282	\$444,515	2,004	\$2,519,206	2,286	\$2,963,721
Delta College	212	\$105,905			212	\$105,905
Eastern Michigan University	1,176	\$677,821			1,176	\$677,821
Ferris State University	1,028	\$598,437			1,028	\$598,437
Finlandia University	32	\$51,461	169	\$260,110	201	\$311,571
Glen Oaks Community College	10	\$4,691			10	\$4,691
Gogebic Community College	28	\$13,914			28	\$13,914
Grace Bible College	50	\$83,285	135	\$226,562	185	\$309,847
Grand Rapids Community College	290	\$142,080			290	\$142,080
Grand Valley State University	4,020	\$2,358,193			4,020	\$2,358,193
Great Lakes Christian College	4	\$6,405	72	\$110,716	76	\$117,121
Henry Ford College	90	\$43,107			90	\$43,107
Hope College	678	\$1,185,305	321	\$542,120	999	\$1,727,425
Jackson College	92	\$45,929			92	\$45,929
Kalamazoo College	310	\$532,316	135	\$236,359	445	\$768,675
Kalamazoo Valley Community	112	\$57,590			112	\$57,590
Kellogg Community College	68	\$34,453			68	\$34,453
Kettering University	588	\$997,427	316	\$521,188	904	\$1,518,615
Kirtland Community College	24	\$10,016			24	\$10,016
Kuyper College	39	\$68,231	78	\$121,204	117	\$189,435
Lake Michigan College	41	\$19,280			41	\$19,280
Lake Superior State University	287	\$171,342			287	\$171,342
Lansing Community College	211	\$98,041			211	\$98,041
Lawrence Technological	263	\$440,960	471	\$745,394	734	\$1,186,354
Macomb Community College	185	\$83,909			185	\$83,909
Madonna University	136	\$228,391	985	\$1,353,479	1,121	\$1,581,870

Student Scholarships and Grants

Michigan Competitive Scholarships (MCS) and Michigan Tuition Grants (MTG) by Institution

Institution	MCS		MTG		Totals	
	Awards	Award Amount	Awards	Award Amount	Awards	Award Amount
Marygrove College	6	\$10,065	295	\$441,927	301	\$451,992
Michigan State University	5,709	\$3,407,712			5,709	\$3,407,712
Michigan Technological University	1,149	\$651,722			1,149	\$651,722
Mid Michigan Community College	68	\$30,290			68	\$30,290
Monroe County Community	26	\$13,117			26	\$13,117
Montcalm Community College	20	\$8,491			20	\$8,491
Mott Community College	95	\$43,770			95	\$43,770
Muskegon Community College	110	\$53,307			110	\$53,307
North Central Michigan College	37	\$19,557			37	\$19,557
Northern Michigan University	582	\$339,253			582	\$339,253
Northwestern Michigan College	110	\$56,666			110	\$56,666
Northwood University	212	\$366,409	868	\$1,300,183	1,080	\$1,666,592
Oakland Community College	40	\$18,307			40	\$18,307
Oakland University	1,412	\$811,612			1,412	\$811,612
Olivet College	116	\$196,742	523	\$870,907	639	\$1,067,649
Rochester College	42	\$70,360	383	\$583,686	425	\$654,046
Sacred Heart Major Seminary			14	\$21,122	14	\$21,122
Saginaw Valley State University	941	\$544,412			941	\$544,412
Schoolcraft College	96	\$50,218			96	\$50,218
Siena Heights University	133	\$227,973	934	\$1,257,518	1,067	\$1,485,491
Southwestern Michigan College	61	\$33,471			61	\$33,471
Spring Arbor University	220	\$383,851	799	\$1,201,625	1,019	\$1,585,476
St. Clair County Community	74	\$39,160			74	\$39,160
University of Detroit Mercy	418	\$728,531	903	\$1,416,612	1,321	\$2,145,143
University of Michigan - Ann Arbor	3,116	\$1,904,394			3,116	\$1,904,394
University of Michigan - Dearborn	815	\$463,567			815	\$463,567
University of Michigan - Flint	392	\$225,100			392	\$225,100
Walsh College	20	\$20,099	275	\$232,224	295	\$252,323
Washtenaw Community College	103	\$47,339			103	\$47,339
Wayne County Community	21	\$9,223			21	\$9,223
Wayne State University	1,362	\$786,300			1,362	\$786,300
West Shore Community College	25	\$12,640			25	\$12,640
Western Michigan University	1,635	\$944,151			1,635	\$944,151
Total	34,345	\$26,997,017	15,928	\$23,458,560	50,273	\$50,455,577

Footnotes:

MCS students attending private institutions brought \$6,978,851 of their MCS awards to the private institutions reducing the overall amount from the MTG fund. This caused the MCS fund to be over-committed by approximately \$1,600,000 therefore; MTG funds were transferred to the MCS fund. Total awards are duplicated counts due to students transferring between semesters/institutions.

Police Officer's and Fire Fighter's Survivor Tuition Grant (STG)

The program provides a waiver of tuition at state public institutions of higher education for children and surviving spouses of Michigan police officers and fire fighters killed in the line of duty.

Citation
Public Act 195 of 1996

Student Scholarships and Grants Police Officer's and Fire Fighter's Survivor Tuition Grant

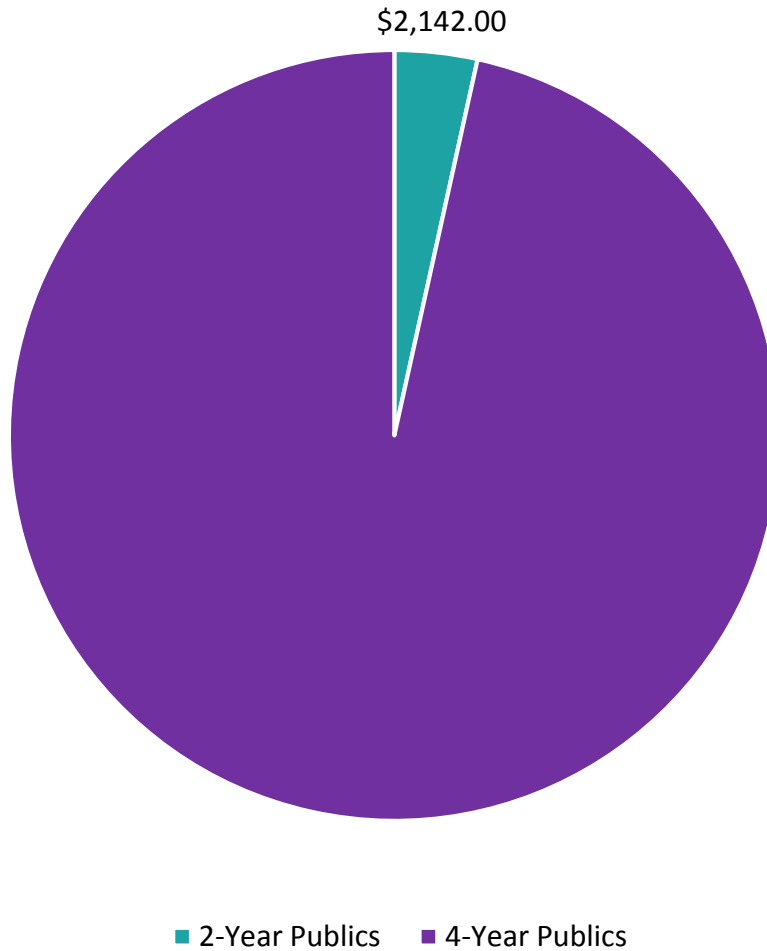
Institution	Students	Award Amount
Central Michigan University	1	\$12,150.00
Eastern Michigan University	1	\$4,199.00
Ferris State University	1	\$12,152.00
Grand Rapids Community College	1	\$2,142.00
Grand Valley State University	1	\$5,760.00
Michigan State University	1	\$14,062.50
Saginaw Valley State University	2	\$11,261.60
Total	8	\$61,727.10

Footnotes:

The count is a duplicated count as one student attended two different institutions.

Unduplicated Count: 7

Police Officer's and Fire Fighter's Survivor Tuition Grant Payments by Sector FY 2017



2-Year Publics	\$2,142.00
4-Year Publics	\$59,585.10

Tuition Incentive Program (TIP)

The program pays for the first two years of college tuition and beyond for eligible students. Eligible students are those who have or have had Medicaid coverage for 24 months within a 36-month consecutive period as identified by the Michigan Department of Health and Human Services.

Citation

Public Act 124 of 1987

Student Scholarships and Grants Tuition Incentive Program

Institution	Students	Award Amount
Adrian College	169	250,532.00
Albion College	26	24,500.00
Alma College	39	36,500.00
Alpena Community College	166	554,303.50
Andrews University	0	0.00
Aquinas College	88	103,904.00
Baker College - All Campuses	1,194	2,901,209.00
Bay College	161	486,005.00
Bay Mills Community College	22	27,900.00
Calvin College	41	35,500.00
Central Michigan University	506	458,500.00
Cleary University	30	42,130.00
College for Creative Studies	24	21,000.00
Compass College of Cinematic Arts	13	22,124.00
Concordia University	52	65,450.00
Cornerstone University	110	155,409.00
Davenport University- All Campuses	206	383,145.00
Delta College	716	1,660,471.59
Eastern Michigan University	457	401,386.00
Ferris State University	1,562	9,534,260.00
Finlandia University	56	130,860.00
Glen Oaks Community College	118	278,673.00
Gogebic Community College	94	280,153.00
Grace Bible College	60	110,722.00
Grand Rapids Community College	1,007	2,841,051.78
Grand Valley State University	285	247,314.00
Great Lakes Christian College	20	41,936.00
Henry Ford College	1,125	2,353,480.00
Hope College	41	36,000.00
Jackson College	595	1,863,729.00
Kalamazoo College	16	12,000.00
Kalamazoo Valley Community College	521	1,057,927.00
Kellogg Community College	193	487,186.00
Kettering University	27	20,500.00
Kirtland Community College	179	419,481.00
Kuyper College	17	20,550.00
Lake Michigan College	269	596,317.64
Lake Superior State University	345	2,417,110.00

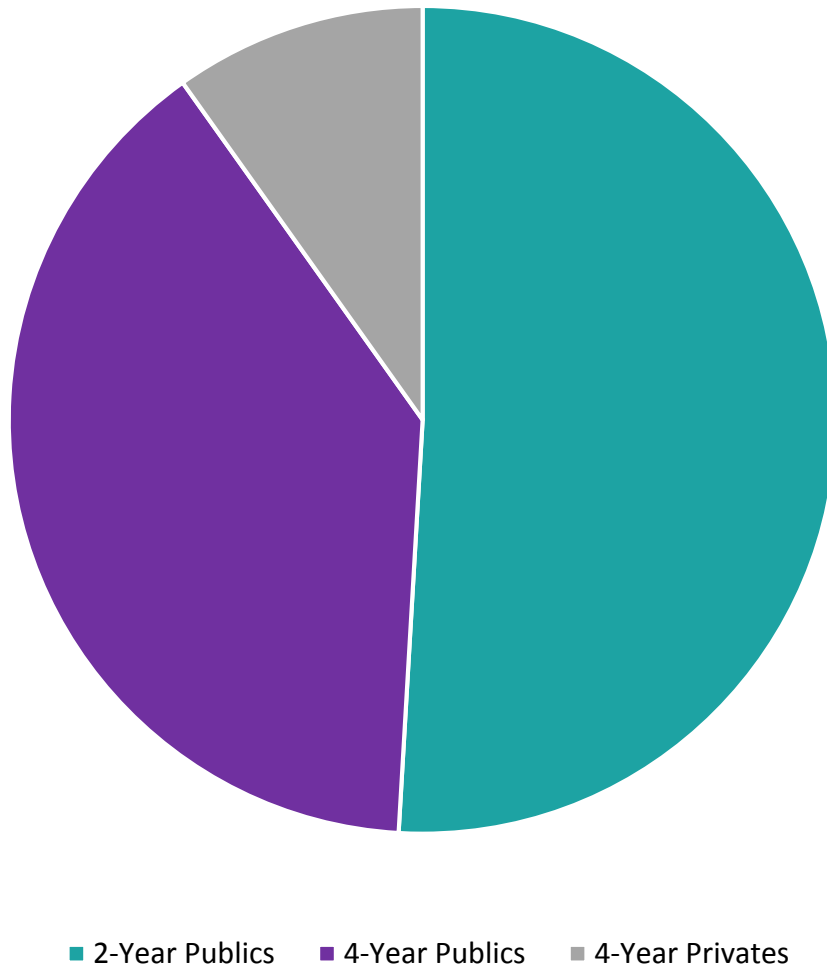
Student Scholarships and Grants Tuition Incentive Program

Institution	Students	Award Amount
Lansing Community College	793	1,907,945.63
Lawrence Technological University	77	156,254.00
Macomb Community College	953	1,734,821.17
Madonna University	51	88,878.00
Marygrove College	66	136,288.00
Michigan State University	164	409,505.50
Michigan Technological University	434	2,705,514.30
Mid Michigan Community College	391	1,199,448.32
Monroe County Community College	132	300,231.50
Montcalm Community College	153	362,089.25
Mott Community College	587	1,630,285.37
Muskegon Community College	420	1,115,202.00
North Central Michigan College	190	573,133.75
Northern Michigan University	608	3,674,248.14
Northwestern Michigan College	381	1,183,795.52
Northwood University	135	181,115.00
Oakland Community College	755	1,210,337.60
Oakland University	422	393,000.00
Olivet College	36	23,500.00
Rochester College	35	54,803.00
Saginaw Chippewa Tribal College	1	1,940.00
Saginaw Valley State University	236	197,500.00
Schoolcraft College	323	711,703.00
Siena Heights University	170	338,685.00
Southwestern Michigan College	245	618,165.10
Spring Arbor University	110	128,892.00
St. Clair County Community College	300	746,542.04
University of Detroit Mercy	67	56,648.00
University of Michigan - Ann Arbor	513	486,500.00
University of Michigan - Dearborn	232	228,500.00
University of Michigan - Flint	175	152,000.00
Walsh College	11	11,600.00
Washtenaw Community College	348	613,049.00
Wayne County Community College	1,008	1,909,560.15
Wayne State University	623	515,500.00
West Shore Community College	99	194,871.00
Western Michigan University	538	457,200.00
Total	22,332	56,788,470.85

Footnote:

A legislative supplemental of \$5.0 million was approved mid-year.

Tuition Incentive Program Payments by Sector FY 2017



2-Year Publics	\$28,919,799
4-Year Publics	\$22,278,038
4-Year Privates	\$5,590,634

Student Scholarships and Grants

Tuition Incentive Program - Phase I and Phase II

Institution	Phase I		Phase II	
	Students	Dollars	Students	Dollars
Alpena Community College	166	554,303.50		
Bay College	161	486,005.00		
Bay Mills Community College	22	27,900.00		
Delta College	716	1,660,471.59		
Glen Oaks Community College	118	278,673.00		
Gogebic Community College	94	280,153.00		
Grand Rapids Community College	1007	2,841,051.78		
Henry Ford College	1125	2,353,480.00		
Jackson College	595	1,863,729.00		
Kalamazoo Valley Community College	521	1,057,927.00		
Kellogg Community College	193	487,186.00		
Kirtland Community College	179	419,481.00		
Lake Michigan College	269	596,317.64		
Lansing Community College	793	1,907,945.63		
Macomb Community College	953	1,734,821.17		
Mid Michigan Community College	391	1,199,448.32		
Monroe County Community College	132	300,231.50		
Montcalm Community College	153	362,089.25		
Mott Community College	587	1,630,285.37		
Muskegon Community College	420	1,115,202.00		
North Central Michigan College	190	573,133.75		
Northwestern Michigan College	379	1,182,295.52	2	1,500.00
Oakland Community College	755	1,210,337.60		
Saginaw Chippewa Tribal College	1	1,940.00		
Schoolcraft College	323	711,703.00		
Southwestern Michigan College	245	618,165.10		
St. Clair County Community College	300	746,542.04		
Washtenaw Community College	348	613,049.00		
Wayne County Community College	1008	1,909,560.15		
West Shore Community College	99	194,871.00		
Community College Totals	12,243	28,918,298.91	2	1,500.00
Central Michigan University			506	458,500.00
Eastern Michigan University			457	401,386.00
Ferris State University	1190	9,211,857.00	372	322,403.00
Grand Valley State University			285	247,314.00
Lake Superior State University	259	2,353,110.00	86	64,000.00
Michigan State University	30	296,005.50	134	113,500.00
Michigan Technological University	309	2,640,364.30	125	65,150.00
Northern Michigan University	472	3,569,206.48	136	105,041.66
Oakland University			422	393,000.00
Saginaw Valley State University			236	197,500.00
University of Michigan - Ann Arbor			513	486,500.00
University of Michigan - Dearborn			232	228,500.00
University of Michigan - Flint			175	152,000.00
Wayne State University			623	515,500.00
Western Michigan University			538	457,200.00
Public 4-Year Totals	2,260	18,070,543.28	4,840	4,207,494.66

Student Scholarships and Grants

Tuition Incentive Program - Phase I and Phase II

Institution	Phase I		Phase II	
	Students	Dollars	Students	Dollars
Adrian College	118	204,532.00	51	46,000.00
Albion College			26	24,500.00
Alma College			39	36,500.00
Andrews University			0	0.00
Aquinas College	44	64,404.00	44	39,500.00
Baker College - All Campuses	1047	2,760,009.00	147	141,200.00
Calvin College			41	35,500.00
Cleary University	18	32,630.00	12	9,500.00
College for Creative Studies			24	21,000.00
Compass College of Cinematic Arts	9	16,624.00	4	5,500.00
Concordia University	33	48,450.00	19	17,000.00
Cornerstone University	70	123,409.00	40	32,000.00
Davenport University - All Campuses	130	310,145.00	76	73,000.00
Finlandia University	54	129,860.00	2	1,000.00
Grace Bible College	41	94,722.00	19	16,000.00
Great Lakes Christian College	17	39,436.00	3	2,500.00
Hope College			41	36,000.00
Kalamazoo College			16	12,000.00
Kettering University			27	20,500.00
Kuyper College	11	15,050.00	6	5,500.00
Lawrence Technological University	63	144,754.00	14	11,500.00
Madonna University	35	75,378.00	16	13,500.00
Marygrove College	44	115,788.00	22	20,500.00
Northwood University	80	146,115.00	55	35,000.00
Olivet College			36	23,500.00
Rochester College	16	36,303.00	19	18,500.00
Siena Heights University	111	289,185.00	59	49,500.00
Spring Arbor University	50	76,892.00	60	52,000.00
University of Detroit Mercy			67	56,648.00
Walsh College			11	11,600.00
Independent 4-Year Totals	1,991	4,723,686.00	996	866,948.00
Grand Totals - All Sectors	16,494	51,712,528.19	5,838	5,075,942.66

Student Financial Services Bureau

Our mission is to excel in assisting citizens to pursue postsecondary education by providing equality of access to student financial resources and information. Through the administration of various student financial assistance programs, students receive the guidance and funding necessary to pursue their educational goals.



MICHIGAN DEPARTMENT OF TREASURY
STUDENT SCHOLARSHIPS AND GRANTS DIVISION
P.O. Box 30462
Lansing, MI 48909-7962

1-888-447-2687
Fax: 517-241-5835
mistudentaid@michigan.gov
www.michigan.gov/mistudentaid

Connect with us on Instagram, Facebook,
Snapchat, and Twitter @mistudentaid