

MICHIGAN PUBLIC SERVICE COMMISSION

ANNUAL REPORT OF ELECTRIC UTILITIES (MAJOR AND NON-MAJOR)

This form is authorized by 1919 PA 419, as amended, being MCL 460.55 et seq.; and 1969 PA 306, as amended, being MCL 24.201 et seq. Filing of this form is mandatory. Failure to complete and submit this form will place you violation of state law.

Report submitted for year ending: December 31, 2018																				
Present name of respondent: DTE Electric Company																				
Address of principal place of business: One Energy Plaza, Detroit, MI 48226-1279																				
Utility representative to whom inquires regarding this report may be directed: <table><tr><td>Name:</td><td>Mark C. Rolling</td><td>Title:</td><td>Vice President and Controller</td></tr><tr><td>Address:</td><td colspan="3">One Energy Plaza</td></tr><tr><td>City:</td><td>Detroit</td><td>State:</td><td>MI</td><td>Zip:</td><td>48226-1279</td></tr><tr><td>Telephone, Including Area Code:</td><td colspan="5">313-235-4000</td></tr></table>	Name:	Mark C. Rolling	Title:	Vice President and Controller	Address:	One Energy Plaza			City:	Detroit	State:	MI	Zip:	48226-1279	Telephone, Including Area Code:	313-235-4000				
Name:	Mark C. Rolling	Title:	Vice President and Controller																	
Address:	One Energy Plaza																			
City:	Detroit	State:	MI	Zip:	48226-1279															
Telephone, Including Area Code:	313-235-4000																			
If the utility name has been changed during the past year: Prior Name: Date of Change:																				
Two copies of the published annual report to stockholders: <table><tr><td><input type="checkbox"/></td><td>]</td><td>were forwarded to the Commission</td></tr><tr><td><input type="checkbox"/></td><td>]</td><td>will be forwarded to the Commission</td></tr><tr><td></td><td></td><td><u>on or about</u></td></tr></table>	<input type="checkbox"/>]	were forwarded to the Commission	<input type="checkbox"/>]	will be forwarded to the Commission			<u>on or about</u>											
<input type="checkbox"/>]	were forwarded to the Commission																		
<input type="checkbox"/>]	will be forwarded to the Commission																		
		<u>on or about</u>																		
Annual reports to stockholders: <table><tr><td><input type="checkbox"/></td><td>]</td><td>are published</td></tr><tr><td><input checked="" type="checkbox"/></td><td>X]</td><td>are not published</td></tr></table>	<input type="checkbox"/>]	are published	<input checked="" type="checkbox"/>	X]	are not published														
<input type="checkbox"/>]	are published																		
<input checked="" type="checkbox"/>	X]	are not published																		


FOR ASSISTANCE IN COMPLETION OF THIS FORM:

Contact the Michigan Public Service Commission (Heather Cantin) at (517) 284-8266 or cantinh@michigan.gov OR forward correspondence to:

Michigan Public Service Commission
Financial Analysis & Audit Division (Heather Cantin)
7109 W Saginaw Hwy
PO Box 30221
Lansing, MI 48909

MPSC FORM P-521

ANNUAL REPORT OF ELECTRIC UTILITIES, LICENSEES AND OTHERS (Major and Nonmajor)

IDENTIFICATION		
01 Exact Legal Name of Respondent DTE Electric Company	02 Year of Report December 31, 2018	
03 Previous Name and Date of Change (if name changed during year)		
04 Address of Principal Business Office at End of Year (Street, City, State, Zip) One Energy Plaza, Detroit, Michigan 48826-1279		
05 Name of Contact Person Mark C. Rolling	06 Title of Contact Person Vice President and Controller	
07 Address of Contact Person (Street, City, State, Zip) One Energy Plaza, Detroit, Michigan 48826-1279		
08 Telephone of Contact Person, Including Area Code: (313) 235-4000	09 This Report is (1) <input checked="" type="checkbox"/> An Original (2) <input type="checkbox"/> A Resubmission	10 Date of Report (Mo, Da, Yr)
ATTESTATION		
The undersigned officer certifies that he/she has examined the accompanying report; that to the best of his/her knowledge, information, and belief, all statements of fact contained in the accompanying report are true and the accompanying report is a correct statement of the business and affairs of the above named respondent in respect to each and every matter set forth therein during the period from and including January 1 and including December 31 of the year of the report.		
01 Name Mark C. Rolling	03 Signature 	04 Date Signed (Mo, Da, Yr) April 30, 2019
02 Title Vice President and Controller		

MPSC FORM P-521

ANNUAL REPORT OF ELECTRIC UTILITIES, LICENSEES AND OTHERS (Major and Nonmajor)

IDENTIFICATION		
01 Exact Legal Name of Respondent DTE Electric Company	02 Year of Report December 31, 2018	
03 Previous Name and Date of Change (if name changed during year)		
04 Address of Principal Business Office at End of Year (Street, City, State, Zip) One Energy Plaza, Detroit, Michigan 48826-1279		
05 Name of Contact Person Mark C. Rolling	06 Title of Contact Person Vice President and Controller	
07 Address of Contact Person (Street, City, State, Zip) One Energy Plaza, Detroit, Michigan 48826-1279		
08 Telephone of Contact Person, Including Area Code: (313) 235-4000	09 This Report is (1) <input checked="" type="checkbox"/> An Original (2) <input type="checkbox"/> A Resubmission	10 Date of Report (Mo, Da, Yr)
ATTESTATION		
The undersigned officer certifies that he/she has examined the accompanying report; that to the best of his/her knowledge, information, and belief, all statements of fact contained in the accompanying report are true and the accompanying report is a correct statement of the business and affairs of the above named respondent in respect to each and every matter set forth therein during the period from and including January 1 and including December 31 of the year of the report.		
01 Name Mark C. Rolling	03 Signature /s/ Mark C. Rolling	04 Date Signed (Mo, Da, Yr) 4/30/2019
02 Title Vice President and Controller		

Name of Respondent	This Report Is:	Date of Report	Year of Report
DTE Electric Company	(1) <input checked="" type="checkbox"/> An Original (2) <input type="checkbox"/> A Resubmission	(Mo, Da, Yr)	2018/Q4

LIST OF SCHEDULES (Electric Utility)

1. Enter in column (c) the terms "none," "not applicable," or "NA," as appropriate, where no information or amounts have been reported for certain pages. Omit pages where the responses are "none", "not applicable", or "NA".

2. The "M" prefix below denotes those pages where the information requested by the MPSC differs from that requested by FERC. Each of these pages also contains the "M" designation on the page itself.

Title of Schedule (a)	Reference Page No. (b)	Remarks (c)
GENERAL CORPORATE INFORMATION AND FINANCIAL STATEMENTS		
General Information	101	
Control Over Respondent & Other Associated Companies	M 102-102v	
Corporations Controlled by Respondent	103	
Officers and Employees	M 104	
Directors	M 105	
Security Holders and Voting Powers	M 106-107	
Important Changes During the Year	108-109	
Comparative Balance Sheet	M 110-113	
Statement of Income for the Year	M 114-117	No Page 116
Statement of Retained Earnings for the Year	M 118-119	
Statement of Cash Flows	120-121	
Notes to Financial Statements	122-123	
BALANCE SHEET SUPPORTING SCHEDULES (Assets and Other Debits)		
Summary of Utility Plant and Accumulated Provisions for Depreciation, Amortization, and Depletion	200-201	
Nuclear Fuel Materials	202-203	
Electric Plant in Service	M 204-211	204-207 only
Electric Plant Leased to Others	213	None
Electric Plant Held for Future Use	214	
Construction Work in Progress - Electric	M 216	
Construction Overheads - Electric	217	
General Description of Construction Overhead Procedure	M 218	
Accumulated Provision for Depreciation of Electric Utility Plant	M 219	
Nonutility Property	M 221	
Investment in Subsidiary Companies	224-225	
Material and Supply	227	
Allowances	228-229	
Extraordinary Property Losses	230B	None
Unrecovered Plant and Regulatory Study Costs	230B	None
Other Regulatory Assets	M 232	
Miscellaneous Deferred Debits	M 233	
Accumulated Deferred Income Taxes (Account 190)	234A-B	Page 234 Only
BALANCE SHEET SUPPORTING SCHEDULES (Liabilities and Credits)		
Capital Stock	250-251	
Capital Stock Subscribed, Capital Stock Liability for Conversion Premium on Capital Stock, and Installments Received on Capital Stock	252	

Name of Respondent DTE Electric Company	This Report Is: (1) <input checked="" type="checkbox"/> An Original (2) <input type="checkbox"/> A Resubmission	Date of Report (Mo, Da, Yr)	Year of Report 2018/Q4
--	---	--------------------------------	---------------------------

LIST OF SCHEDULES (Electric Utility) (Continued)

Title of Schedule (a)	Reference Page No. (b)	Remarks (c)
BALANCE SHEET SUPPORTING SCHEDULES (Liabilities and Other Credits) (Continued)		
Other Paid-in Capital	253	
Discount on Capital Stock	254	None
Capital Stock Expense	254	
Long Term Debt	256-257	
Reconciliation of Reported Net Income with Taxable Income for Federal Income Tax	M 261A-B	Page 261 Only
Calculation of Federal Income Tax		
Taxes Accrued, Prepaid and Charged During Year	M 262-263	
Distribution of Taxes Charged	M 262-263	
Accumulated Deferred Investment Tax Credits	266-267	
Other Deferred Credits	269	
Accumulated Deferred Income Taxes - Accelerated Amortization Property	M 272-273	None
Accumulated Deferred Income Taxes - Other Property	M 274-275	
Accumulated Deferred Income Taxes - Other	M 276A-B	
Other Regulatory Liabilities	M 278	
INCOME ACCOUNT SUPPORTING SCHEDULES		
Electric Operating Revenues	M 300-301	
Customer Choice Electric Revenue	302-303	
Sales of Electricity by Rate Schedules	304	
Customer Choice Sales of Electricity by Rate Schedules	305	
Sales for Resale	310-311	
Electric Operation and Maintenance Expenses	320-323	
Number of Electric Department Employees	323	
Purchased Power	326-327	
Transmission of Electricity for Others	328-330	
Transmission of Electricity by Others	332	
Miscellaneous General Expenses - Electric	M 335	
Depreciation and Amortization of Electric Plant	M 336-337	
Particulars Concerning Certain Income Deduction and Interest Charges Accounts	340	
COMMON SECTION		
Regulatory Commission Expenses	350-351	
Research, Development and Demonstration Activities	352-353	
Distribution of Salaries and Wages	354-355	
Common Utility Plant and Expenses	356	None
ELECTRICAL PLANT STATISTICAL DATA		
Monthly Transmission System Peak Load	M 400	None
Electric Energy Account	401	Page 401a
Monthly Peaks and Output	401	Page 401b
Steam-Electric Generating Plant Statistics (Large Plants)	402-403	
Hydroelectric Generating Plant Statistics (Large Plants)	406-407	None
Pumped Storage Generating Plant Statistics (Large Plants)	408-409	
Generating Plant Statistics (Other Plants)	410-411	

Name of Respondent	This Report Is: (1) <input checked="" type="checkbox"/> An Original (2) <input type="checkbox"/> A Resubmission	Date of Report (Mo, Da, Yr)	Year of Report
DTE Electric Company			2018/Q4
LIST OF SCHEDULES (Electric Utility) (Continued)			
Title of Schedule (a)	Reference Page No. (b)	Remarks (c)	
ELECTRIC PLANT STATISTICAL DATA (Continued)			
Transmission Lines Statistics	422-423		
Transmission Lines Added During Year	424-425	None	
Substations	426-427		
Electric Distribution Meters and Line Transformers	429		
Environmental Protection Facilities	430		
Environmental Protection Expenses	431		
Renewable Energy Resources	432		
Renewable Energy Resource Expenses	433		
Footnote Data	450	None	
Stockholders' Report	--		
MPSC SCHEDULES			
Reconciliation of Deferred Income Tax Expenses	117A-B		
Operating Loss Carry Forward	117C		
Plant Acquisition Adjustments and Accumulated Provision for Amortization of Plant Acquisition Adjustments	215		
Construction Work in Progress and Completed Construction Not Classified - Electric	216		
Accumulated Provision for Depreciation and Amortization of Nonutility Property	221		
Investments	222-223		
Notes & Accounts Receivable Summary for Balance Sheet	226A		
Accumulated Provision for Uncollectible Accounts - Credit Receivables From Associated Companies	226A 226B		
Production Fuel and Oil Stocks	227A-B		
Miscellaneous Current and Accrued Assets	230A		
Preliminary Survey and Investigation Charges	231A-B		
Deferred Losses from Disposition of Utility Plant	235A-B	None	
Unamortized Loss and Gain on Reacquired Debt	237A-B		
Securities Issued or Assumed and Securities Refunded or Retired During the Year	255		
Notes Payable	260A		
Payables to Associated Companies	260B		
Investment Tax Credit Generated and Utilized	264-265	Pages eliminated by MPSC	
Miscellaneous Current and Accrued Assets	268		
Customer Advances for Construction	268		
Deferred Gains from Disposition of Utility Plant	270A-B	None	
Accumulated Deferred Income Taxes - Temporary	277	None	
Gain or Loss on Disposition of Property	280A-B		
Income from Utility Plant Leased to Others	281	None	
Particulars Concerning Certain Other Income Accounts	282		
Electric Operation and Maintenance Expenses (Nonmajor)	320N-324N	None	
Number of Electric Department Employees	234N	None	
Sales to Railroad & Railways and Interdepartmental Sales	331A	None	
Rent From Electric Property & Interdepartmental Rents	331A		
Sales of Water and Water Power	331B		
Misc. Service Revenues & Other Electric Revenues	331B		
Lease Rentals Charged	333A-D		
Expenditures for Certain Civic, Political and Related Activities	341		

Name of Respondent DTE Electric Company	This Report Is: (1) <input checked="" type="checkbox"/> An Original (2) <input type="checkbox"/> A Resubmission	Date of Report (Mo, Da, Yr)	Year of Report 2018/Q4
LIST OF SCHEDULES (Electric Utility) (Continued)			
Title of Schedule (a)	Reference Page No. (b)	Remarks (c)	
MPSC SCHEDULES (Continued)			
Extraordinary Items	342	None	
Charges for Outside Professional and Other Consultative Services	357		
Summary of Costs Billed to Associated Companies	358-359		
Summary of Costs Billed from Associated Companies	360-361		
Monthly Transmission System Peak Load	400	None	
Changes Made or Scheduled to be Made in Generating Plant Capacities	412		
Steam-Electric Generating Plants	413A-B		
Hydroelectric Generating Plants	414-415	None	
Pumped Storage Generating Plants	416-418		
Internal Combustion Engine and Gas Turbine Generating Plants	420-421		

Name of Respondent DTE Electric Company	This Report Is: (1) <input checked="" type="checkbox"/> An Original (2) <input type="checkbox"/> A Resubmission	Date of Report (Mo, Da, Yr) / /	Year/Period of Report End of <u>2018/Q4</u>
--	---	---------------------------------------	--

GENERAL INFORMATION

1. Provide name and title of officer having custody of the general corporate books of account and address of office where the general corporate books are kept, and address of office where any other corporate books of account are kept, if different from that where the general corporate books are kept.

Mark C. Rolling, Vice President and Controller
One Energy Plaza
Detroit, Michigan 48226-1279

2. Provide the name of the State under the laws of which respondent is incorporated, and date of incorporation. If incorporated under a special law, give reference to such law. If not incorporated, state that fact and give the type of organization and the date organized.

Michigan - April, 26, 1967 - P.A. 1965, no.161, 450.187a

3. If at any time during the year the property of respondent was held by a receiver or trustee, give (a) name of receiver or trustee, (b) date such receiver or trustee took possession, (c) the authority by which the receivership or trusteeship was created, and (d) date when possession by receiver or trustee ceased.

Not applicable

4. State the classes or utility and other services furnished by respondent during the year in each State in which the respondent operated.

Generation, purchase, distribution, and sale of electricity all within the state of Michigan.

5. Have you engaged as the principal accountant to audit your financial statements an accountant who is not the principal accountant for your previous year's certified financial statements?

- (1) Yes...Enter the date when such independent accountant was initially engaged:
(2) No

Name of Respondent	This Report Is:	Date of Report	Year of Report
DTE Electric Company	(1) <input checked="" type="checkbox"/> An Original (2) <input type="checkbox"/> A Resubmission	(Mo, Da, Yr)	2018/Q4

CONTROL OVER RESPONDENT & OTHER ASSOCIATED COMPANIES

1. If any corporation, business trust, or similar organization or combination of such organization jointly held control over respondent at the end of year, state name of controlling corporation or organization, manner in which control was held, and extent of control. If control was in a holding company organization, show the chain of ownership or control to the main parent company or organization. If control was held by a trustee(s), state name of trustee(s), name of beneficiary or beneficiaries for whom trust was maintained, and purpose of the trust.
2. List any entities which respondent did not control either directly or indirectly and which did not control respondent, but which were associated companies at any time during the year.
3. Provide an Organization Chart for the entire business network to include all corporations, business trusts, or similar organization or combination of such organizations whether the entities held control or not. Include any associated companies with the respondent at any time during the year. In addition to this visual representation, provide an explanation or narrative you believe to be useful to accurately describe the Organizational Chart.

On January 1, 1996, DTE Energy Company became the parent company of the respondent. The attached pages 102a - 102v detail DTE Energy Company holdings including chain of ownership and control.

I. NATURE OF BUSINESS OF CLAIMANTS AND EVERY SUBSIDIARY THEREOF

Claimant: DTE Energy Company

DTE Energy Company (Company or DTE) is a Michigan corporation. DTE owns, directly and indirectly, three utilities; DTE Electric Company (DTE Electric), DTE Gas Company (DTE Gas), and Citizens Gas Fuel Company (Citizens), and non-regulated subsidiaries engaged in energy marketing and trading, energy services, and various other electricity, coal and gas related businesses. The Company's address is One Energy Plaza, Detroit, Michigan 48226-1279.

Claimant: DTE Enterprises, Inc.

DTE Enterprises, Inc. (DTEE) owns, directly and indirectly, two utilities, DTE Gas and Citizens, and non-regulated subsidiaries primarily involved in natural gas production, gathering, processing, transmission, storage, distribution and marketing in the Midwest-to-Northeast corridor. DTEE is organized under the laws of the state of Michigan and has its principal executive offices at One Energy Plaza, Detroit, Michigan 48226-1279.

Claimant: DTE Gas Holdings, Inc.

DTE Gas Holdings, Inc., (Gas Holdings) is the holding company for DTE Gas Company and DTE Gas Services Company (Gas Services). Gas Holdings is organized under the laws of the state of Michigan and has its principal executive offices located at One Energy Plaza, Detroit, Michigan 48226-1279.

1. DTE Energy Company

- A. DTE Energy Corporate Services, LLC (Corporate Services) is a Michigan limited liability company. Corporate Services is a wholly owned subsidiary of DTE Energy Company with offices at One Energy Plaza, Detroit, Michigan 48226-1279. Corporate Services provides functional support to the DTE Energy enterprise.
- B. DTE Energy Resources, LLC (DTE ER) is a Delaware limited liability company. DTE ER is a wholly owned subsidiary of the Company with offices at 414 S. Main, Ann Arbor, Michigan 48104. DTE ER is engaged in energy services, electric generation, electric and gas marketing and trading and landfill gas projects. DTE ER is also conducting business under the assumed name of DTE Power and Industrial Group.
 - 1) DTE Biomass Energy, Inc., (DTE Biomass) is a Michigan corporation with offices at 414 S. Main, Ann Arbor, Michigan 48104. DTE Biomass is a wholly owned subsidiary of DTE ER and is engaged in landfill and renewable natural gas projects
 - a) Adrian Energy Associates, LLC (Adrian Energy) is a Michigan limited liability company with offices at 29261 Wall Street, Wixom, Michigan 48393. Adrian Energy is a 50% owned subsidiary of DTE Biomass and is engaged in the production of electricity from landfill gas.
 - b) Bellefontaine Gas Producers, L.L.C. (Bellefontaine Gas) is a Delaware limited liability company with offices at 414 S. Main, Ann Arbor, Michigan 48104. Bellefontaine Gas is a 50% owned subsidiary of DTE Biomass and is engaged in landfill gas projects.
 - c) Blue Water Renewables, Inc. (Blue Water) is a Michigan corporation with offices located at 414 S. Main, Ann Arbor, Michigan 48104 is a wholly owned subsidiary of DTE Biomass and is engaged in landfill gas projects.
 - d) Davidson Gas Producers, LLC (Davidson) is a Michigan limited liability company with offices at 414 S. Main, Ann Arbor, Michigan 48104. Davidson is a wholly owned subsidiary of DTE Biomass and is engaged in landfill gas projects.

- e) Denton Power, LLC (Denton) is a Michigan limited liability company with offices at 414 S. Main, Ann Arbor, Michigan 48104. Denton is a wholly owned subsidiary of DTE Biomass and is engaged in landfill gas projects.
- f) DTE Methane Resources, L.L.C. (DTE Methane) is a Michigan limited liability company with offices at 425 S. Main St., Ann Arbor, Michigan 48104. DTE Methane is a wholly owned subsidiary, 50% by DTE Biomass and 50% by DTE Coal Services, and is an inactive company.
- g) DTE RENEWABLE HOLDINGS, LLC (DTERH) is a Delaware limited liability company with offices at 414 S. Main Street, Ann Arbor, Michigan 48104. DTERH is wholly owned subsidiary of DTE Biomass Energy, Inc. and is a holding company for renewable natural gas projects.
NEW FORMATION 03/02/2019

- 1. CALUMET RENEWABLE ENERGY, LLC (CALUMET) is a Delaware limited liability company with offices at 414 S. Main St. Ann Arbor, Michigan 48104. CALUMET is 90% owned subsidiary by DTERH and is engaged in renewable natural gas project. **NAME CHANGE TO CALUMET RENEWABLE ENERGY, LLC (1/24/2018) AND PARENT CHANGE FROM DTE BIOMASS ENERGY, INC. TO DTE RENEWABLE HOLDINGS, LLC (08/20/2018)**
- 2. DANE RENEWABLE ENERGY, LLC (Dane) is a Delaware limited liability company with offices at 414 S. Main Street, Ann Arbor, Michigan 48104. Dane is owned 90% by DTERH and holds ownership of a renewable natural gas project.
NEW FORMATION 08/13/2018
- 3. NEW CHESTER RENEWABLE ENERGY, LLC (Chester) is a Delaware limited liability company with offices at 414 S. Main Street, Ann Arbor, Michigan 48104. Chester is a wholly owned subsidiary of DTERH and maintains and operates renewable natural gas project in Wisconsin.
NEW FORMATION 11/19/2018
- 4. Rosendale Renewable Energy, LLC (Rosendale) is a Delaware limited liability company with offices at 414 S. Main Street, Ann Arbor, Michigan 48104. Rosendale is a wholly owned subsidiary of DTERHC and owns and operates a renewable natural gas facility.
NEW FORMATION 09/07/2018

- h) Enerdyne LTD, LLC, is a North Carolina limited liability company with offices at 414 S. Main, Ann Arbor, Michigan 48104. Enerdyne LTD is a wholly owned subsidiary of DTE Biomass and owns 100% of Eagle Hill Renewable Energy, LLC.
 - 1. Eagle Hill Renewable Energy, LLC (Eagle Hill) is a Virginia limited liability company with offices at 414 S. Main, Ann Arbor, Michigan 48104. Eagle Hill is wholly owned by Enerdyne LTD, LLC and is an inactive company.
- i) Enerdyne TEN, LLC is a Virginia limited liability company with offices at 414 S. Main, Ann Arbor, Michigan 48104. Enerdyne TEN, LLC is 75.5% owned by DTE Biomass and owns King George Gas Producers, LLC.
 - 1. King George Gas Producers, LLC (King George) is a Virginia limited liability company with offices at 414 S. Main, Ann Arbor, Michigan 48104. King George is wholly owned by Enerdyne TEN, LLC and is an inactive company.
- j) Fayetteville Gas Producers, L.L.C. (Fayetteville) is a North Carolina limited liability company with offices located at 414 S. Main, Ann Arbor, Michigan, 48104. Fayetteville is a wholly owned subsidiary of DTE Biomass and is engaged in landfill gas projects.

- k) Fort Bend Power Producer, LLC (Fort Bend) is a **Delaware** limited liability company with offices located at 425 S. Main, Ann Arbor, Michigan 48104. Fort Bend is wholly owned by DTE Biomass and operates a renewable natural gas processing facility.
- l) Iredell Transmission, LLC (Iredell Trans) is a North Carolina limited liability company with offices at 414 S. Main, Ann Arbor, Michigan 48104. Iredell is wholly owned by DTE Biomass and is engaged in landfill gas projects.
- m) Kiefer Landfill Generating II, LLC (Kiefer) is a Michigan limited liability company with offices at 414 S. Main, Ann Arbor, Michigan 48104. Kiefer is a 10% owned subsidiary of DTE Biomass and is engaged in landfill gas projects.
- n) Oklahoma Gas Producers, L.L.C. (Oklahoma) is a Michigan limited liability company with offices at 414 S. Main, Ann Arbor, Michigan 48104. Oklahoma is a wholly owned subsidiary of DTE Biomass and is an inactive company.
- o) Phoenix Gas Producers, L.L.C. (Phoenix) is a Michigan limited liability company with offices at 414 S. Main, Ann Arbor, Michigan 48104. Phoenix is a wholly owned subsidiary of DTE Biomass and is engaged in landfill gas projects.
- p) Pinnacle Gas Producers, L.L.C. (Pinnacle) is a Michigan limited liability company with offices at 414 S. Main, Ann Arbor, Michigan 48104. Pinnacle is a wholly owned subsidiary of DTE Biomass and is engaged in a landfill gas-to-energy project.
- q) Potrero Hills Energy Producers, LLC (Potrero) is a Michigan limited liability company with offices at 414 S. Main, Ann Arbor, Michigan, 48104. Potrero is a 50% owned subsidiary of DTE Biomass and is engaged in landfill gas projects.
- r) Raleigh Steam Producers, LLC (Raleigh) is a North Carolina limited liability company with offices at 414 S. Main, Ann Arbor, Michigan 48104. Raleigh is a wholly owned subsidiary of DTE Biomass and is an inactive company.
- s) RES Power, Inc. (RESP) is a Michigan corporation with offices at 414 S. Main, Ann Arbor, Michigan 48104. RESP is a wholly owned subsidiary of DTE Biomass and is engaged in landfill gas projects. It owns 50% of Riverview Energy Systems.
 - 1. Riverview Energy Systems (Riverview) is a Michigan partnership with offices at 29261 Wall Street, Wixom, Michigan 48393. Riverview is a 50% owned subsidiary of RESP and is engaged in the production of electricity from landfill gas.
- t) Riverview Gas Producers, Inc. (RPG) is a Michigan corporation with offices at 414 S. Main, Ann Arbor, Michigan 48104. RPG is a wholly owned subsidiary of DTE Biomass and is engaged in landfill gas projects.
- u) Salem Energy Systems, LLC (Salem) is a North Carolina limited liability company with offices at 29261 Wall Street, Wixom, Michigan 48393. Salem is 50% owned by DTE Biomass and is engaged in the production of electricity from landfill gas.
- v) Salt Lake Energy Systems, L.L.C. (Salt Lake) is a Michigan limited liability company with offices at 414 S. Main, Ann Arbor, Michigan 48104. Salt Lake is a 50% owned subsidiary of DTE Biomass and is engaged in a landfill gas-to-energy project.
- w) Seabreeze Energy Producers, LLC (SEP) is a Texas limited liability company with offices at 425 S. Main, Ann Arbor, Michigan 48104. SEP is wholly owned subsidiary of DTE Biomass and is engaged in a landfill gas to energy project.

- x) Sunshine Gas Producers, LLC (Sunshine) is a Michigan limited liability company with offices at 425 S. Main, Ann Arbor, Michigan 48104. Sunshine Gas is a 50% owned subsidiary of DTE Biomass and is engaged in landfill gas projects.
 - y) Uwharrie Mountain Renewable Energy, LLC (Uwharrie) is a Delaware limited liability company with offices at 414 S. Main, Ann Arbor, Michigan 48014. Uwharrie is a wholly owned subsidiary of DTE Biomass and is a landfill gas facility.
 - z) Wake Gas Producers, L.L.C. (Wake) is a North Carolina limited liability company with offices at 414 S. Main, Ann Arbor, Michigan 48104. Wake is a wholly owned subsidiary of DTE Biomass and is engaged in landfill gas projects.
 - aa) Westside Gas Producers, L.L.C. (Westside) is a Michigan limited liability company with offices at 414 S. Main, Ann Arbor, Michigan 48104. Westside is a wholly owned subsidiary of DTE Biomass and is engaged in landfill gas projects.
- 2) DTE Coal Services, Inc., (DTE Coal) is a Michigan corporation with offices at 414 S. Main, Ann Arbor, Michigan 48104. DTE Coal is a wholly owned subsidiary of DTE ER and is an inactive company.
- a) DTE Chicago Fuels Terminal, LLC (Chicago Fuels) is a Michigan limited liability company with offices at 414 S. Main, Ann Arbor, Michigan 48104. This company is a wholly owned subsidiary of DTE Coal and is inactive.
 - b) DTE Peptec, Inc., (DTE Peptec) is a Michigan corporation with offices at 414 S. Main, Ann Arbor, Michigan 48104. DTE Peptec is a wholly owned subsidiary of DTE Coal and is an inactive company.
 - 1. Peptec, Inc. (Peptec) is a Pennsylvania corporation with offices at 414 S. Main, Ann Arbor, Michigan 48104. Peptec is a wholly owned subsidiary of DTE Peptec and is an inactive company.
 - c) Omni Coal Group, LLC (Omni) is a Delaware limited liability company with offices at 414 S. Main, Ann Arbor, Michigan, 48104. Omni is wholly owned by DTE Coal and is an inactive company.
- 3) DTE Energy Services, Inc. (DTE ES) is a Michigan corporation with offices at 414 S. Main, Ann Arbor, Michigan 48104. DTE ES is a wholly owned subsidiary of DTE ER and is engaged in energy services activities.
- a) Delta Township Utilities II, LLC (Utilities II) is a Delaware limited liability company with offices at 414 S. Main, Ann Arbor, Michigan, 48104. Utilities II is owned 56% by DTE ES. It provides utility services to an automobile manufacturing facility in Lansing, Michigan.
 - b) DTE Backup Generation Equipment Leasing, L.L.C. (Backup Generation Equipment Leasing) is a Delaware limited liability company with offices at 414 S. Main, Ann Arbor, Michigan, 48104. Backup Generation Equipment Leasing is a wholly owned subsidiary of DTE ES, and is engaged in the equipment leasing business.
 - c) DTE Boca Raton, LLC (Boca) is a Delaware limited liability company with offices at 414 S. Main, Ann Arbor, Michigan, 48104. Boca is a wholly owned subsidiary of DTE ES and is an inactive company. **DISSOLVED 11/29/2018**
 - d) DTE Coke Holdings, LLC (Coke Holdings) is a Delaware limited liability company with offices at 414 S. Main, Ann Arbor, Michigan 48104. Coke Holdings is a wholly owned subsidiary of DTE ES and is a holding company.

1. DTE Coke Operations, LLC (DTE Coke) is a Michigan limited liability company with offices at 414 S. Main, Ann Arbor, Michigan 48104. DTE Coke is a wholly owned subsidiary of DTE Coke Holdings, LLC and is involved in the operation and maintenance of coke battery facilities.
 2. **DTE Gary LLC (Gary)** is a Delaware limited liability company with offices at 414 S. Main Street, Ann Arbor, Michigan 48104. Gary is a wholly owned subsidiary of DTE Coke Holdings, LLC and is an inactive company. **NEW FORMATION 03/13/2018/NAME CHANGE from DTE Data Center, LLC to DTE Gary, LLC (07/18/2018)/PARENT CHANGE FROM DTE ON-SITE ENERGY, LLC TO DTE COKE HOLDINGS, LLC (07/18/2018)**
 3. DTE PCI Enterprises Company, LLC (DTE PCI) is a Delaware limited liability company with offices at 414 S. Main, Ann Arbor, Michigan 48104. DTE PCI is a wholly owned subsidiary of DTE Coke Holdings, LLC and operates a pulverized coal facility.
 4. EES Coke Battery, L.L.C. (EES) is a Michigan limited liability company with offices at 414 S. Main, Ann Arbor, Michigan 48104. EES is wholly owned by DTE Coke Holdings, LLC and is engaged in coke supply and coke battery operations.
 5. Shenango LLC (Shenango) is a Pennsylvania corporation with offices at 414 S. Main, Ann Arbor, Michigan 48104. Shenango is a wholly owned subsidiary of Coke Holdings and operates a coke battery facility.
- e) DTE East China, LLC (East China) is a Michigan limited liability company with offices at 414 S. Main Street, Ann Arbor, Michigan 48104. East China is a wholly owned subsidiary of DTE ES and is an inactive company. **DISSOLVED 09/20/2018**
 - f) DTE Energy Center Operations, LLC (DTE Energy Cent Oper) is a Delaware limited liability company with offices at 414 S. Main, Ann Arbor, Michigan 48104. DTE Energy Cent Oper is a wholly owned subsidiary of DTE ES and is involved in the operation of Energy Center.
 - g) DTE ES Holdings No. 1, LLC (ES Holdings) is a Delaware limited liability company with offices at 414 S. Main Street, Ann Arbor, Michigan 48104. ES Holdings is a wholly owned subsidiary of DTE ES and is a holding company.
 - h) DTE ES Operations, LLC (ES Oper) is a Delaware limited liability company with offices at 414 S. Main Street, Ann Arbor, Michigan 48104. ES Oper is a wholly owned subsidiary of DTE ES and is engaged in the operation and maintenance of electric generation facilities.
 - i) DTE Mobile Operations, LLC (DTE Mobile) is a Delaware limited liability company with offices at 414 S. Main, Ann Arbor, Michigan 48104. DTE Mobile is a wholly owned subsidiary of DTE ES and is involved in the operation of Mobile Energy.
 - j) DTE On-Site Energy, LLC (On-Site) is a Delaware limited liability company with offices at 414 S. Main, Ann Arbor, Michigan, 48104. DTE On-Site is a wholly owned subsidiary of DTE ES and is involved in on-site energy projects.

1. Delta Township Utilities, LLC (Delta Township) is a Delaware limited liability company with offices at 414 S. Main, Ann Arbor, Michigan, 48104. Delta Township is wholly owned by On-Site. It operates and maintains a facility that provides a primary switch house and associated equipment, electrical distribution and unit substations, etc. for a metal stamping facility in Lansing, Michigan.
2. DTE Ashtabula, LLC (Ashtabula) is a Delaware limited liability company with offices at 414 S. Main, Ann Arbor, Michigan, 48104. Ashtabula is wholly owned by On-Site. It operates five Co-Generation units that provide steam, electricity, boiler feed water and compressed air to a facility in Ashtabula Ohio.
3. DTE Calvert City, LLC (DTE Calvert) is a Delaware limited liability company with offices at 414 S. Main, Ann Arbor, Michigan 48104. Calvert is a wholly owned subsidiary of On-Site and provides energy related services.
4. DTE Dearborn, LLC (Dearborn) is a Delaware limited liability company with offices at 414 S. Main, Ann Arbor, Michigan 48104. Dearborn is a wholly owned subsidiary of On-Site and is engaged in the operation of a compressed air facility.
5. DTE Dearborn CEP, LLC, (CEP) is a Delaware limited liability company with offices at 414 South Main Street, Ann Arbor, Michigan 48104. CEP is a wholly owned subsidiary of On-Site and is involved in construction, operation and ownership of an energy infrastructure at the Ford Research and Engineering Campus in Dearborn, Michigan.
6. DTE Defiance, LLC, (Defiance) is an Ohio limited liability company with offices at 414 S. Main, Ann Arbor, Michigan 48104. Defiance is a wholly owned subsidiary of On-Site and is engaged in the operation of a compressed air facility.
7. DTE Heritage, LLC (DTE Heritage) is a Michigan limited liability company with offices at 414 S. Main, Ann Arbor, Michigan 48104. DTE Heritage is a wholly owned subsidiary of On-Site and is engaged in the ownership and operation of an internal electric distribution system of electricity.
8. DTE Indiana Harbor Holdings, LLC (DTE Indiana Harbor) is a Delaware limited liability company with offices at 414 S. Main, Ann Arbor, Michigan 48104. DTE Indiana Harbor is a wholly owned subsidiary of On-Site. DTE Indiana Harbor owns 14.8% of Indiana Harbor Coke Company L.P.
 - a. Indiana Harbor Coke Company L.P., (Indiana Harbor Coke Company) is a Delaware limited partnership with offices at 414 S. Main, Ann Arbor, Michigan 48104. Indiana Harbor Coke Company is 14.8% owned by DTE Indiana Harbor and operates a coke battery facility.
9. DTE Lansing, LLC (Lansing) is a Delaware limited liability company with offices at 414 S. Main Street, Ann Arbor, Michigan 48104. It is wholly owned by On-Site and it operates and maintains a Central Utilities Complex (CUC) providing utility services to 3 buildings at the Grand River Assembly Facility. Lansing owns 80% of Utility Services of Lansing, LLC.
 - a. Utility Services of Lansing, LLC (Utility Services) is a Delaware limited liability company with offices at 414 S. Main, Ann Arbor, Michigan 48104. Utility Services is owned 80% by Lansing and provides utility services to a facility in Lansing, Michigan.

10. DTE Lordstown, LLC (Lordstown) is an Ohio limited liability company with offices at 414 S. Main, Ann Arbor, Michigan 48104. DTE Lordstown is a wholly owned subsidiary of On-Site and is engaged in the operation of a compressed air facility.
11. DTE Marietta, LLC (Marietta) is a Delaware limited liability company with offices at 414 S. Main Street, Ann Arbor, Michigan 48104. It is a wholly owned subsidiary of On-Site and holds project contracts to provide energy related services.
12. DTE Northwind, LLC, (Northwind) is a Delaware limited liability company with offices at 414 S. Main, Ann Arbor, Michigan 48104. Northwind is a wholly owned subsidiary of On-Site and operates a chilled water plant.
13. DTE Philadelphia, LLC (Philadelphia) is a Delaware limited liability company with offices at 414 S. Main Street, Ann Arbor, Michigan 48104. Philadelphia is a wholly owned subsidiary of On-Site. It operates and maintains the electric distribution, heat and non-potable water systems for the Philadelphia Authority for Industrial Development.
14. DTE Pittsburgh, LLC (Pittsburgh) is a Delaware limited liability company with offices at 414 S. Main, Ann Arbor, Michigan 48104. Pittsburgh is a wholly owned subsidiary of On-Site and provides energy related services.
15. DTE Pontiac North, LLC (Pontiac) is a Michigan limited liability company with offices at 414 S. Main Street, Ann Arbor, Michigan 48104. Pontiac is a wholly owned subsidiary of On-Site and is an inactive company.
16. DTE SAN DIEGO COGEN, INC. (San Diego Cogen) is a Delaware corporation with offices at 414 S. Main, Ann Arbor, Michigan, 48104. San Diego Cogen is a wholly owned subsidiary of On-Site and operates and maintains a cogeneration facility in San Diego California.
17. DTE Sparrows Point, L.L.C., (Sparrows Point) is a Delaware limited liability company with offices at 414 S. Main, Ann Arbor, Michigan 48104. Sparrows Point is a wholly owned subsidiary of On-Site and is an inactive company.
18. DTE St. Bernard, LLC (St. Bernard) is a Delaware limited liability company with offices at 414 S. Main, Ann Arbor, Michigan, 48104. St. Bernard is a wholly owned subsidiary of On-Site. It provides steam, electricity, high density liquid processing, water, sewer, fuel and coal services to a facility in Cincinnati.
19. DTE St. Paul, LLC (St. Paul) is a Delaware limited liability company with offices at 414 S. Main, Ann Arbor, Michigan, 48104. St. Paul is a wholly owned subsidiary of On-Site. It is part of a joint venture providing electricity from wood waste to biomass to Northern States Power Company. It owns 50% of St. Paul Cogeneration, LLC and 50% of Environmental Wood Supply, LLC.)
 - a. St. Paul Cogeneration, LLC (St. Paul Cogen) is a Minnesota limited liability company with offices at 414 S. Main, Ann Arbor, Michigan, 48104. It is 50% owned by St. Paul. It provides electricity and heat through a wood-fired combined heat and power plant to a state government complex.
 - b. Environmental Wood Supply, LLC (Environmental Wood) is a Minnesota limited liability company with offices at 414 S. Main, Ann Arbor, Michigan, 48104. It is 50% owned by St. Paul. It provides electricity and heat through a wood-fired combined heat and power plant to Northern States Power Company.

20. DTE Tonawanda, LLC (Tonawanda) is a Michigan limited liability company with offices at 414 S. Main, Ann Arbor, Michigan 48104. Tonawanda is a wholly owned subsidiary of On-Site and is engaged in wastewater treatment and supply of chilled water.
21. DTE Utility Service Holdings, LLC (Utility Serv) is a Delaware limited liability company with offices at 414 S. Main Street, Ann Arbor, Michigan 48104. Utility Serv is a wholly owned subsidiary of On-Site and is a holding company. Utility Services owns 50% of DTE Energy Center, LLC.
 - a. DTE Energy Center, LLC (Energy Center) is a Delaware limited liability company with offices at 414 S. Main Street, Ann Arbor, Michigan 48104. Energy Center is 50% owned by Utility Serv and is involved in providing utility and energy conservation services.
22. Energy Equipment Leasing, LLC (Energy Equipment) is a Delaware limited liability company with offices at 414 S. Main, Ann Arbor, Michigan 48104. Energy Equipment Leasing is a wholly owned subsidiary of On-Site and leases boiler and turning equipment to a facility near Baltimore, Maryland and cogeneration equipment to a facility in Ashtabula, Ohio.
23. Metro Energy, LLC (Metro) is a Michigan limited liability company with offices at 414 S. Main Street, Ann Arbor, Michigan 48104. Metro Energy, LLC is a wholly owned subsidiary of On-Site and provides energy related service.
- k) DTE PetCoke, LLC (Pet Coke) is a Delaware limited liability company with offices at 414 S. Main Street, Ann Arbor, Michigan 48104. Pet Coke is wholly owned subsidiary of DTE ES, and is engaged in the supply of petroleum coke.
- l) DTE Pulp & Paper Holdings, LLC (DTE Pulp) is a limited liability Delaware company with offices at 414 S. Main Street, Ann Arbor, Michigan 48104. DTE Pulp is a wholly owned subsidiary of DTE ES and is a holding company. DTE Pulp owns 50% of MESC Capital, LLC
 1. MESC Capital, LLC (MESC Cap) is a Delaware limited liability company with offices at 414 S. Main Street, Ann Arbor, Michigan 48104. MESC Cap is 50% owned by DTE Pulp and is involved in financing and investing activities. MESC Cap owns Mobile Energy Services Company, LLC.
 - a. Mobile Energy Services Company, LLC (Mobile Energy) is an Alabama limited liability company with offices at 414 S. Main, Ann Arbor, Michigan 48104. Mobile Energy is a wholly owned subsidiary of MESC Cap and owns and operates the energy and recovery complex and related facilities located at the pulp and tissue mill in Mobile, Alabama.
- m) DTE REF Holdings, LLC (DTE REF) is a Delaware limited liability company with offices at 414 S. Main, Ann Arbor, Michigan 48104. It is a wholly owned subsidiary of DTE ES and is a holding company.
 1. Belle River Fuels Holdings, LLC (Belle River Fuels) is a Delaware limited liability company with offices at 414 S. Main, Ann Arbor, Michigan 48104. Belle River Fuels is owned 1% by DTE REF and 99% by DTE ES. Belle River Fuels owns 100% of Belle River Fuels Company, LLC.
 - a. Belle River Fuels Company, LLC (Belle River) is a Delaware limited liability company with offices at 414 S. Main, Ann Arbor, Michigan, 48104. Belle River is a wholly owned subsidiary of Belle River Fuels and it owns and operates a facility to produce refined coal.

2. DTE REF Holdings II, LLC (REF Holdings II) is a Delaware limited liability company with offices at 414 S. Main, Ann Arbor, Michigan 48104. It is wholly owned by DTE REF and is a holding company.
 - a. Arbor Fuels Company, LLC (Arbor) is a Delaware limited liability company with offices at 414 S. Main, Ann Arbor, Michigan 48104. Arbor is wholly owned by REF Holdings II, LLC and operates a refined emissions fuel facility.
 - b. Canton Fuels Company, LLC (Canton) is a Delaware limited liability company with offices at 414 S. Main, Ann Arbor, Michigan, 48104. **Canton is wholly owned by REF Holdings II** and it operates a refined emissions fuel facility.
 - c. ERIE FUELS COMPANY, LLC is a Delaware Limited Liability Company with offices at 414 S. Main, Ann Arbor, Michigan, 48104. ERIE FUELS COMPANY, LLC is owned 1% by REF Holdings II, LLC and is the lessee of a reduced emissions fuel facility
NEW FORMATION 06/18/2018
 - d. Huron Fuels Company LLC is a Delaware limited liability company with offices at 414 S. Main, Ann Arbor, Michigan 48104. It is owned 45% by DTE REF Holdings II, LLC and leases a refined emissions fuel facility from Belle River.
 - e. NEWTON RC, LLC (Newton) is a Delaware limited liability company with offices at 414 S. Main, Ann Arbor, Michigan 48104. It is owned 1% by REF Holdings II, LLC and operates a refined emissions fuel facility at Newton Power Station located in Newton Illinois.
 - f. Ontario Fuels Company is a Delaware limited liability company with offices at 414 S. Main, Ann Arbor, Michigan 48104. It is wholly owned by REF Holdings II, LLC and owns a refined coal facility and produces refined coal for sale. **NEW FORMATION 08/03/2018**
 - g. Pleasant Prairie RC, LLC (PPRC) is a Delaware limited liability company with offices at 414 S. Main, Ann Arbor, Michigan 48104. It is owned 1% by REF Holdings II, LLC and leases and operates a refined emissions fuel facility at Kenosha.
(DISSOLVED 11/28/2018)
 - h. Portage Fuel Company, LLC is a Delaware limited liability company with offices at 414 S. Main, Ann Arbor, Michigan 48104. It is wholly owned by DTE REF Holdings II, LLC and leases and operates a reduced emissions fuel facility at the Columbia Power Plant owned by Alliant Energy.
 - i. Shawnee SL, LLC is a Delaware limited liability company with offices at 414 S. Main, Ann Arbor, Michigan 48104. It is a wholly owned by REF Holdings II, LLC and is a holds sublicense to certain reduced emissions fuel technology.

- j. SUPERIOR FUELS COMPANY 1, LLC is a Delaware limited liability company and with offices at 414 South Main St. Ann Arbor, Michigan 48104 it is owned 55% by REF Holdings II, LLC and is involved in the production of a lease agreement with an REF facility (Arbor Fuels Company) to produce reduced emissions fuels. **NEW FORMATION 05/09/2019/ NAME CHANGE FROM SUPERIOR FUELS COMPANY, LLC TO SUPERIOR FUELS COMPANY 1, LLC 05/17/2018**
- 3. DTE REF Management Company, LLC, is a Delaware limited liability company with offices at 414 S. Main, Ann Arbor, Michigan 48104. It is wholly owned by DTE REF and is a holding company for the management of a refined coal facility.
- 4. Jasper Fuels Company, LLC, (Jasper), is a Delaware limited liability company with offices at 414 S. Main, Ann Arbor, Michigan 48104. Jasper is a wholly owned subsidiary of DTE REF. Jasper owns and operates a facility to produce refined coal.
- 5. Kenosha Fuels Company, LLC (Kenosha) is a Delaware limited liability company with offices at 414 S. Main, Ann Arbor, Michigan, 48104. Kenosha is a wholly owned subsidiary of DTE REF. Kenosha owns and operates a facility to produce refined coal.
- 6. Mansfield Technology, LLC (Mansfield) is a Delaware limited liability company with offices at 414 S. Main, Ann Arbor, Michigan 48104. Mansfield Technology is owned 32% by DTE REF Holdings, LLC and licenses certain coal modification technology.
- 7. Monroe Fuels Company, LLC (Monroe) is a Delaware limited liability company with offices at 414 S. Main, Ann Arbor, Michigan, 48104. Monroe is 1% owned by DTE REF. It owns and operates a facility to produce refined coal.
- 8. REF HOLDINGS III, LLC is a Delaware limited liability company with offices at 414 S. Main, Ann Arbor, Michigan, 48104. REF Holdings III, LLC is 1% owned by DTE REF, it is a holding company. **NEW FORMATION 09/11/2018**
 - a. Chouteau Fuels Company, LLC (Chouteau) is a Delaware limited liability company with offices at 414 S. Main, Ann Arbor, Michigan, 48104. Chouteau is wholly owned by REF Holdings III, LLC and it operates a refined emissions fuel facility. **Parent Change 11/01/2018 REF Holdings III purchased membership interests from DTE REF Holdings II, LLC**
 - b. EROC Fuels, Company, LLC (EROC) and is a Delaware limited liability Company with offices at 414 S. Main, Ann Arbor, Michigan 48104. It is wholly owned by REF Holdings III, LLC and operates of refined emissions fuel facility at a facility in Wisconsin. **Parent Change 11/01/2018 REF Holdings III purchased membership interests from DTE REF Holdings II, LLC**
 - c. Gallia Fuels Company, LLC, (Gallia), is a Delaware limited liability company with offices at 414 S. Main, Ann Arbor, Michigan, 48104. Gallia is a wholly owned subsidiary of REF Holdings III, LLC and operates a refined emissions fuel production line. **Parent Change 11/01/2018 REF Holdings III purchased membership interests from DTE REF Holdings II, LLC**
- 9. St. Clair Fuels Company, LLC (St. Clair Fuels) is a Delaware limited liability company with offices at 414 S. Main Street, Ann Arbor, Michigan 48104. St. Clair Fuels is 1% owned DTE REF. St. Clair Fuels owns and operates a facility to produce refined coal.

- n) DTE Stoneman, LLC (Stoneman) is a Wisconsin limited liability company with offices at 414 S. Main, Ann Arbor, Michigan 48104. Stoneman is a wholly owned subsidiary of DTE ES and is an inactive company.
- o) DTE Tuscola, LLC (Tuscola) is a Delaware limited liability company with offices at 414 S. Main Street, Ann Arbor, Michigan 48104. Tuscola is a wholly owned subsidiary of DTE ES. It is involved in the operation and maintenance of steam and power generation equipment at a facility in Tuscola, Illinois.
- p) DTE Woodland, LLC (Woodland) is a Delaware limited liability company with offices at 414 S. Main, Ann Arbor, Michigan 48104. Woodland is a wholly owned subsidiary of DTE ES and is engaged in biomass energy projects. Woodland owns:
 - 1. DTE Mt. Poso, LLC (Mt. Poso) is a Delaware limited liability company with offices at 414 S. Main, Ann Arbor, Michigan 48104. Mt. Poso is a wholly owned subsidiary of Woodland and owns 50% of Mt. Poso Cogeneration Company, LLC
 - a. Mt. Poso Cogeneration Company, LLC (Mt. Poso Cogen) is a Delaware limited liability company with offices at 414 S. Main, Ann Arbor, Michigan 48104. Mt. Poso Cogen is owned 50 % by Mt. Poso. Mt. Poso Cogen owns and operates a biomass energy facility and oil field.
 - 2. DTE Stockton, LLC (Stockton) is a Delaware limited liability company with offices at 414 S. Main, Ann Arbor, Michigan 48104. Stockton is a wholly owned subsidiary of Woodland and owns and operates a Biomass facility.
 - 3. Woodland Biomass Power LLC (WBP) is a California limited liability company in which Woodland is the sole member, with offices at 414 S. Main, Ann Arbor, Michigan 48104. This company is a wholly owned subsidiary of Woodland and owns and operates a biomass energy facility.
- 4) DTE Energy Trading, Inc. (DTE Energy Trading) is a Michigan corporation with offices at 414 S. Main, Ann Arbor, Michigan 48104. DTE Energy Trading is a wholly owned subsidiary of DTE ER. DTE Energy Trading is engaged in wholesale and retail energy marketing. DTE Energy Trading owns DTE Energy Supply, Inc.
 - a) DTE Energy Supply, Inc. (Energy Supply) is a Michigan Corporation with offices at 414 S. Main, Ann Arbor, Michigan 48104. Energy Supply is a wholly owned subsidiary of DTE Energy Trading and is engaged in providing retail energy services.
- 5) DTE Generation, Inc. (DTE Generation) is a Michigan corporation with offices at 414 S. Main, Ann Arbor, Michigan, 48104. DTE Generation is a wholly owned subsidiary of DTE ER and is a holding company. DTE Generation owns DTE River Rouge, No. 1, LLC.
 - a) DTE River Rouge, No. 1, LLC (DTE River) is a Michigan limited liability company with offices at 414 S. Main, Ann Arbor, Michigan, 48104. DTE River is a wholly owned subsidiary of DTE Generation and is involved in a project at River Rouge Power Plant.
- C. DTE Energy Trust III (DTE III) is a Delaware statutory trust with offices at One Energy Plaza, Detroit, Michigan 48226-1279. DTE III may offer from time to time trust preferred securities.
- D. DTE Energy Ventures, Inc. (DTE Ventures) is a Michigan corporation with offices at One Energy Plaza, Detroit, Michigan 48226-1279. DTE Ventures is a wholly owned subsidiary of DTE and is engaged in business development. DTE Energy Ventures, Inc. owns DTE Solar Company of California.

- 1) DTE Solar Company of California (Solar) is a Michigan corporation with offices at One Energy Plaza, Detroit, Michigan 48226-1279. Solar is a wholly owned subsidiary of DTE Ventures. Solar is engaged in solar photovoltaic leasing.
 - 2) Insight Energy Venture, LLC is a Michigan limited liability company with offices at The Corporation Company, 30600 Telegraph Rd, Suite 2345, Bingham Farms, Michigan 48025. Insight Energy Venture, LLC is owned 43% by DTE Energy Ventures, Inc. and 35% by Vectorform (non DTE entity). This company was formed for development, marketing, sale and delivery of energy management software, mobile applications and hardware technologies to the Utility Industry.
 - 3) Renaissance Venture Capital Fund 1, L.P. is a Limited Partnership company with offices at 600 Renaissance Center, Suite 1760 Detroit, Michigan 48243. Renaissance Venture Capital Fund 1, L.P. is owned 22% by DTE Energy Ventures, Inc. DTE Energy Ventures, Inc. holds subscription agreement with this company for limited partnership interest. Fund I is a venture capital fund of funds.
 - 4) Renaissance Venture Capital Fund 11, L.P. is a Limited Partnership company with offices at 201 S. Main Street Suite 1000 Ann Arbor, Michigan 48104. Renaissance Venture Capital Fund 11, L.P. is owned 12.7% by DTE Energy Ventures, Inc. Fund II is a venture capital fund of funds.
 - 5) Renaissance Venture Capital Fund III, L.P. is a Limited Partnership Company with offices at 201 S. Main, Ann Arbor, Michigan 48104. Renaissance Venture Capital Fund III, L.P. is owned 12.7% by DTE Energy Ventures, Inc.
- E. DTE Enterprises, Inc. (DTEE) is a Michigan corporation with offices at One Energy Plaza, Detroit, Michigan 48226-1279. Except where otherwise indicated, DTEE owns, directly or indirectly, all the outstanding common stock of DTE Gas Holdings, Inc., Citizens Gas Fuel Company (Citizens), and DTE Gas Enterprises, LLC (Gas Enterprises).
- 1) Citizen's a Michigan corporation, is a public utility engaged in the distribution of natural gas in Michigan. Citizens' principal executive offices are located at 127 N. Main Street, Adrian, Michigan 49221. Citizen's is a wholly owned subsidiary of DTEE.
 - 2) DTE Gas Holdings, Inc., a Michigan corporation with offices at One Energy Plaza, Detroit, Michigan 48226-1279, is the holding company for DTE Gas Company, a Michigan corporation, and DTE Gas Services Company.
 - a) DTE Gas Services Company is a Michigan corporation with offices at One Energy Plaza, Detroit, Michigan 48226-1279. It markets natural gas as a vehicular fuel and markets energy to residential and commercial customers through a transportation brokerage pilot program. DTE Gas Services Company became inactive in 2001. DTE Gas Services Company is a wholly owned subsidiary of DTE Gas Holdings, Inc.
 - b) DTE Gas Company (DTE Gas) is a public utility engaged in the distribution and transmission of natural gas in the state of Michigan. DTE Gas's principal executive offices are located at One Energy Plaza, Detroit, Michigan 48226-1279. DTE Gas conducts substantially all its business in the state of Michigan and is subject to the jurisdiction of the Michigan Public Service Commission as to various phases of its operations, including gas sales rates, service, and accounting.
 1. Blue Lake Holdings, Inc. (Blue Lake) is a Michigan corporation with offices at One Energy Plaza, Detroit, Michigan 48226-1279. Blue Lake Holdings, Inc. is a wholly owned subsidiary of DTE Gas. It holds a 25% interest in Blue Lake Gas Storage Company.
 - a. Blue Lake Gas Storage Company is a partnership that has converted a depleted natural gas field in northern Michigan into a 46 billion cubic feet (Bcf) natural gas storage field, which it operates.

- 3) DTE Gas Enterprises, LLC (DTEGS) is the holding company for DTEE's various diversified energy subsidiaries. DTEGS, through its subsidiaries and joint ventures, provides gathering, processing and transmission services; engages in energy marketing activities and storage services; engages in gas and oil exploration, development and production; and is involved in other energy-related businesses. Except where otherwise indicated, the companies set forth below are wholly owned subsidiaries of DTEGS.
 - a) DTE Gas Storage Company is a Michigan corporation with offices at One Energy Plaza, Detroit, Michigan 48226-1279. It engages in the storage of natural gas and is wholly owned by DTEGS.
 1. Shelby Storage, L.L.C. is a Michigan limited liability company with offices at One Energy Plaza, Detroit, Michigan 48226-1279. It is used to procure storage, mineral and load rights for a storage field. Shelby Storage, L.L.C. is wholly owned by DTE Gas Storage Company.
 2. South Romeo Gas Storage Company, L.L.C. (South Romeo) is a Michigan limited liability company with offices at One Energy Plaza, Detroit, Michigan 48226-1279. It is owned 50% by DTE Gas Storage Company. South Romeo holds a 33.3% interest in South Romeo Gas Storage Corporation.
 - a. South Romeo Gas Storage Corporation is a Michigan corporation which was formed to facilitate the development of the Washington 28 storage field. It is owned 33.3% by South Romeo Gas Storage Company, L.L.C. and 33.3% by DTE Gas Storage Company.
 3. Washington 10 Storage Corporation is a Michigan corporation with offices at One Energy Plaza, Detroit Michigan 48226-1279. It is wholly owned by DTE Gas Storage Company and has entered a Participation Agreement dated June, 1997 with respect to the construction and leveraged lease financing of a natural gas storage facility located in Macomb County, Michigan
 4. Washington Resources, LLC is a Michigan limited liability company with offices at One Energy Plaza, Detroit, Michigan 48226-1279; it is wholly owned by DTE Gas Storage Company.
 - b) DTE Pipeline Company is a Michigan corporation with offices at One Energy Plaza, Detroit, Michigan 48226-1279. It owns interests in pipeline and processing projects directly and through the following subsidiaries and partnerships. It is wholly owned by DTE Gas Enterprises, LLC.
 1. Bluestone Gas Corporation of New York, Inc. is a New York corporation with offices at One Energy Plaza, Detroit, Michigan 48226. It is a wholly owned subsidiary of DTE Pipeline Company and it is engaged in natural gas gathering services.
 2. Bluestone Pipeline Company of Pennsylvania, LLC (Bluestone Pipeline) is a Pennsylvania company with offices at One Energy Plaza, Detroit, Michigan 48226. It is a wholly owned subsidiary of DTE Pipeline Company and it is engaged in natural gas gathering services.
 - a. Susquehanna Gathering Company I, LLC (Susquehanna) is a Pennsylvania company with offices at One Energy Plaza, Detroit, Michigan 48226. It is a wholly owned subsidiary of Bluestone Pipeline and is engaged in natural gas gathering services.
 3. DTE Appalachia Holdings, LLC is a Delaware limited liability company with offices at One Energy Plaza, Detroit, Michigan 48226. DTE Appalachia Holdings, LLC is wholly owned by DTE Pipeline Company and owns and operates AGS and SGG Gas gathering projects and related assets. It owns 100% of M3 Appalachia Operating, LLC, and DTE Series B Holdings, LLC.

- a. M3 Appalachia Operating, LLC is a Delaware Series Limited Liability Company with offices at One Energy Plaza Detroit, Michigan 48226. It is wholly owned by DTE Appalachia Holdings, LLC. This is not an operating company and consists of one series (which function as separate entities), Series B of M3 Appalachia Operating, LLC which owns and operates the Stone Gas Gathering System.
- b. DTE Appalachia Gathering, LLC is a Delaware Limited Liability Company with offices at One Energy Plaza, Detroit, Michigan 48226. It is wholly owned by DTE Appalachia Holdings, LLC and it owns and operates the Appalachia Gathering System gathering assets.
- c. DTE Series B Holdings, LLC is a Delaware limited liability company with offices at One Energy Plaza, Detroit, Michigan 48226. DTE Series B Holdings, LLC is wholly owned by DTE Appalachia Holdings, LLC, and owns 55% of Series B of M3 Appalachia Operating, LLC, which operates the SGG gas gathering projects and related assets.
 - i. Series B of M3 Appalachia Operating, LLC is a series limited liability company LC with offices at One Energy Plaza Detroit, Michigan 48226. It is owned 55% by DTE Series B Holdings, LLC, and DTE Appalachia Holdings, LLC is the managing member.
 - ii. Stonewall Gas Holdings; LLC is a Delaware Limited Liability Company with offices at One Energy Plaza, Detroit, Michigan 48226. It is wholly owned by M3 Appalachia Operating, LLC. It owns 100% of the equity of Stonewall Gas Gathering, LLC.
 - i. Stonewall Gas Gathering, LLC is a Delaware series Limited Liability Company with offices at One Energy Plaza, Detroit, Michigan 48226 it is wholly owned by Stonewall Gas Holdings, LLC and it owns and operates the Stone Gas Gathering assets.
- 4. DTE Birdsboro Pipeline, LLC is a Michigan limited liability company with offices in Pennsylvania. It is wholly owned by DTE Pipeline Company and is a developer of gas storage and pipeline projects.
- 5. DTE Dawn Gateway Canada Inc. is a Canadian corporation with offices at 44 Chipman Hill, Suite 1000 Saint John, New Brunswick, E2L 2A9. DTE Dawn Gateway Canada Inc. is a wholly owned subsidiary of DTE Pipeline Company.
- 6. DTE Michigan Gathering Holding Company is a Michigan corporation with offices at One Energy Plaza, Detroit, Michigan 48226-1279. DTE Michigan Gathering Holding Company is wholly owned by DTE Pipeline Company. Through the subsidiaries below, it is engaged in pipeline and gathering projects in Michigan.
 - a. CVB Pipeline, LLC is a Michigan limited liability company with offices at One Energy Plaza, Detroit, Michigan 48226-1279. It owns and operates a gas pipeline. It is owned 99% by DTE Michigan Gathering Holding Company.
 - b. DTE Michigan Gathering Company is a Michigan corporation with offices at One Energy Plaza, Detroit, Michigan 48226-1279. It owns and operates the Antrim Expansion Pipeline. It is wholly owned by DTE Michigan Gathering Holding Company.
 - c. DTE Michigan Lateral Company is a Michigan corporation with offices at One Energy Plaza, Detroit, Michigan 48226-1279. It owns and operates a 210-mile pipeline and 325 miles of gathering lines in northern Michigan. It is wholly owned by DTE Michigan Gathering Holding Company and owns 51% of Hayes Otsego Pipeline, LLC.

- i. Hayes Otsego Pipeline, LLC (Hayes Otsego) is a Michigan limited liability company with offices at One Energy Plaza, Detroit, Michigan 48226-1279. It is owned 51% by DTE Michigan Lateral Company. It is engaged in pipeline and gathering projects.
 - d. Saginaw Bay Pipeline Company is a Michigan corporation with offices at One Energy Plaza, Detroit, Michigan 48226-1279. It currently owns and operates a 68-mile pipeline that transports natural gas and natural gas liquids from reserves in east-central Michigan to natural gas processing plants in northern Michigan. It is wholly owned by DTE Michigan Gathering Holding Company.
- 7. DTE MIDSTREAM APPALACHIA, LLC is a Michigan limited liability company with offices at One Energy Plaza Detroit, Michigan 48226. It is wholly owned by DTE Pipeline Company. The company was formed to own and operate gas gathering projects and supply laterals.
- 8. DTE Ohio Midstream, LLC is a Delaware limited liability company with offices at One Energy Plaza, Detroit, MI 48226. It is wholly owned by DTE Pipeline Company and was formed to hold Oregon Energy Center lateral project. **NEW FORMATION 02/08/2018**
- 9. DTE Millennium Company is a Michigan corporation with offices at One Energy Plaza, Detroit, Michigan 48226-1279. It is wholly owned by DTE Pipeline Company. It owns a 26.25% interest in Millennium Pipeline Company, L.L.C.
 - a. Millennium Pipeline Company, L.L.C. is a Delaware limited liability company with offices at One Blue Hill Plaza, 7th Floor, and P.O. Box 1565, Pearl River, New York 10965. It owns and operates the Millennium Pipeline system. DTE Millennium Company owns 26.25% of Millennium Pipeline Company, L.L.C.
- 10. DTE NEXUS HOLDINGS, LLC a Michigan limited liability company with offices at One Energy Plaza, Detroit, Michigan 48226. It is wholly owned by DTE Pipeline Company and is the holding company to hold DTE Pipeline's membership interest in DTE NEXUS, LLC, the owner of NEXUS Gas Transmission, LLC
 NEW FORMATION 10/05/2018
 - a. DTE NEXUS, LLC is a Delaware limited liability company with offices at One Energy Plaza, 2130 WCB Detroit, Michigan 48226. It is wholly owned by DTE Nexus Holdings, LLC. The company was formed to hold DTE Energy's ownership interest in Nexus Gas Transmission, LLC.
 - i. Nexus Gas Transmission, LLC is a Delaware limited liability Company with offices at 5400 Westheimer Court, Houston, Texas 77056. Nexus Gas Transmission, LLC is owned 50% by DTE NEXUS, LLC and operates the Greenfield Facilities.
 - i. NEXUS CAPACITY SERVICES, ULC is an unlimited liability company with offices at 4529 Melrose Street, Port Alberni, BC Canada. It is wholly owned by Nexus Gas Transmission, LLC
 FORMATION 07/28/2017

11. DTE Ohio Holdings, LLC is a Delaware limited liability company with offices at One Energy Plaza, Detroit, Michigan 48226. It is wholly owned by DTE Pipeline Company. The company was formed as a holding company for potential GSP transaction in Ohio.
NEW FORMATION 12/17/2018

12. DTE Renaissance Pipeline, LLC is a Michigan limited liability company with offices at One Energy Plaza, 2130 WCB, Detroit, Michigan 48226. It is wholly owned by DTE Pipeline Company. The company is intended to be a FERC regulated entity to hold APV pipeline lateral project.

13. DTE Tioga Gas Holdings, LLC is a Delaware limited liability company with offices at One Energy Plaza, Detroit, Michigan 48226. It is wholly owned by DTE Pipeline Company and is the holding company for DTE Tioga Gas Gathering, LLC.
ACQUIRED 08/08/2018 – NAME CHANGE TO DTE MOONSHADOW GAS HOLDINGS, LLC 09/04/2018 – NAME CHANGE TO DTE TIOGA GAS HOLDINGS, LLC 09/28/2019
 - a. DTE Tioga Gas Gathering, LLC is a Delaware limited liability company with offices at One Energy Plaza, Detroit, Michigan 48226. It is wholly owned by DTE Tioga Gas Holdings, LLC and owns a 3.4-mile natural gas gathering system that moves gas from producing wells to market. Eclipse Resources Corp is the producer/customer for this asset.
ACQUIRED 08/08/2018 – NAME CHANGE TO DTE MOONSHADOW GAS HOLDINGS, LLC 09/04/2018 – NAME CHANGE TO DTE TIOGA GAS HOLDINGS, LLC 09/28/2019

14. DTE Vector Canada, Inc. is a New Brunswick corporation with offices at One Energy Plaza, Detroit, Michigan 48226-1279. It is wholly owned by DTE Pipeline Company. It holds a 39.6% limited partnership interest in Vector Pipeline Limited Partnership, an Alberta, Canada limited partnership which owns the Canadian portion of the Vector Pipeline.
 - a. Vector Pipeline Limited Partnership is an Alberta Canada limited partnership with offices at 38750 Seven Mile Road, Suite 490, Livonia, Michigan 48152. DTE Vector Canada, Inc. owns 39.6% of Vector Pipeline Limited Partnership and Vector Pipeline Limited own 1%.

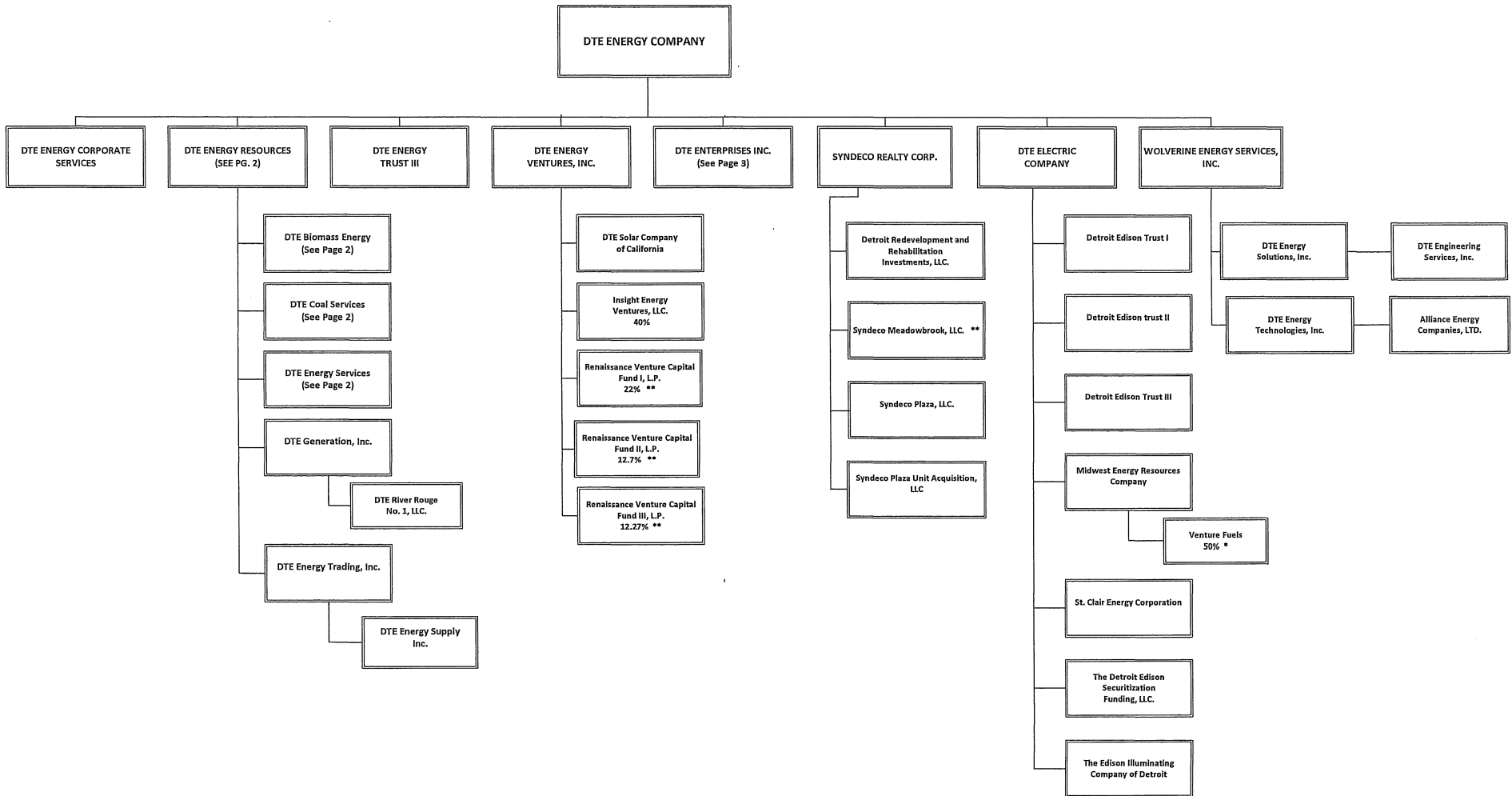
15. DTE Vector Canada II, Inc. is a New Brunswick corporation. It is wholly owned by DTE Pipeline Company. It holds a 40% interest in Vector Pipeline Limited, which owns a 1% general partnership interest in Vector Pipeline Limited Partnership, an Alberta, Canada limited partnership which owns the Canadian portion of the Vector Pipeline.
 - a. Vector Pipeline Limited is an Alberta, Canada Corporation, with offices at 38705 Seven Mile Road, Suite 490, Livonia, Michigan 48152. It is owned 40% by DTE Vector Canada II, Inc., and it owns a 1% general partnership interest in Vector Pipeline Limited Partnership, an Alberta Canada limited partnership which owns the Canadian portion of the Vector Pipeline.

16. DTE Vector Company is a Michigan corporation with offices at One Energy Plaza, Detroit, Michigan 48226-1279. It is wholly owned by DTE Pipeline Company. It was formed to hold a 39.6% limited partnership interest in Vector Pipeline L.P., a Delaware Limited Partnership which owns and operates the Vector Pipeline.
 - a. Vector Pipeline, L.P. is a Delaware limited partnership with offices at 38750 Seven Mile Road, Suite 490, Livonia, Michigan 48152. It owns and operates the Vector Pipeline. It is owned 39.6% by DTE Vector Company and 1% by Vector Pipeline, LLC.

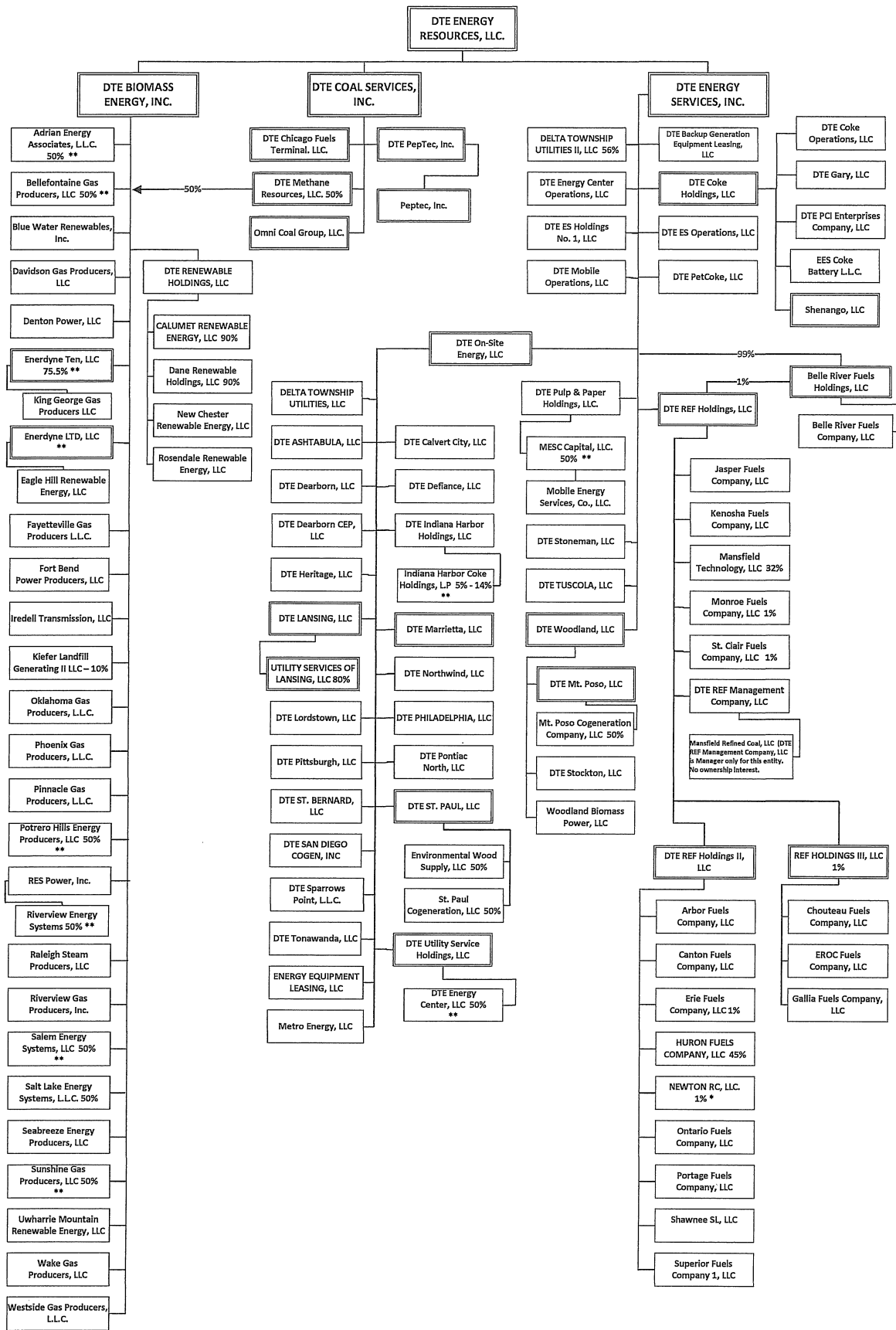
17. DTE Vector II Company is a Michigan corporation with offices at One Energy Plaza, Detroit, Michigan 48226-1279. It is wholly owned by DTE Pipeline Company. It holds a 40% interest in Vector Pipeline, LLC.
 - a. Vector Pipeline, LLC is a Delaware limited liability company with offices at 38750 Seven Mile Road, Suite 490, Livonia, Michigan 48152. It is owned 40% by DTE Vector II Company and owns a 1% general partnership interest in Vector Pipeline L.P., a Delaware limited partnership which owns and operates the Vector Pipeline.
 - c) DTE Oil & Gas Group, Inc. is a Michigan corporation with offices at One Energy Plaza, Detroit, Michigan 48226-1279. It is wholly owned by DTE Gas Enterprises, LLC. It is engaged in natural gas and oil exploration, development and production through the following subsidiaries:
 1. MCNIC Enhanced Production, Inc. is a wholly owned subsidiary of DTE Oil & Gas Group, Inc. It owns a 75% interest in Otsego EOR, L.L.C. It is a Michigan corporation with offices at One Energy Plaza, Detroit, Michigan 48226-1279.
 - a. Otsego EOR, L.L.C. is a Michigan limited liability company with offices at One Energy Plaza, Detroit, Michigan 48226-1279 and is owned 75% by MCNIC Enhanced Production, Inc.
 2. MCNIC Oil & Gas Midcontinent, Inc., a wholly owned subsidiary of DTE Oil & Gas Group, Inc. It is a Michigan corporation with offices at One Energy Plaza, Detroit, Michigan 48226-1279.
 3. MCNIC Oil & Gas Properties, Inc., a wholly owned subsidiary of DTE Oil & Gas Group, Inc., is a Michigan corporation with offices at One Energy Plaza, Detroit, Michigan 48226-1279.
 4. Otsego Exploration Company, L.L.C., a wholly owned subsidiary of DTE Oil & Gas Group, Inc., is a Michigan limited liability company with offices at One Energy Plaza, Detroit, Michigan 48226-1279.
 - d) MCN International Corporation is a Michigan corporation with offices at One Energy Plaza, Detroit, Michigan 48226-1279. It was formed as a holding company for DTEE's international subsidiaries and is wholly owned by DTE Gas Enterprises, LLC.
 1. MCNIC International Holdings of Grand Cayman, Cayman Islands is wholly owned by MCN International Corporation and is an inactive company
 2. MCNIC UAE Limited of Grand Cayman, Cayman Island is wholly owned by MCN International Corporation and was formed to hold a 39% interest in a United Arab Emirate fertilizer plant project. Subsequently, MCNIC UAE Limited converted its equity interest into a loan. The loan was sold in 2004, leaving MCNIC UAE with no remaining assets and is an F company.
- F. Syndeco Realty Corporation (Syndeco) is a Michigan corporation with offices at One Energy Plaza, Detroit, Michigan 48226-1279. Syndeco is a wholly owned subsidiary of DTE. Syndeco is engaged in real estate projects.
- 1) Detroit Redevelopment and Rehabilitation Investments, LLC is a Michigan Company with offices at One Energy Plaza, Detroit, Michigan 48226-1289. It is a wholly owned subsidiary of Syndeco and is engaged in real estate acquisitions.

- 2) Syndeco Meadowbrook, LLC (Meadowbrook) is a Michigan limited liability company with offices at One Energy Plaza, Detroit, Michigan 48226-1279. Meadowbrook is a wholly owned subsidiary of Syndeco and owns property in Novi for future development.
 - 3) Syndeco Plaza L.L.C. (Syndeco Plaza) is a Michigan limited liability company with offices at One Energy Plaza, Detroit, Michigan 48226-1279. Syndeco Plaza is a wholly owned subsidiary of Syndeco and is engaged real estate projects.
 - 4) Syndeco Plaza Unit Acquisition LLC (Plaza Unit) is a Michigan limited liability company with offices at One Energy Plaza, Detroit, Michigan 48226-1279. Syndeco owns 100% of this entity.
- G. DTE Electric Company, (DTE Electric), is incorporated in Michigan and is a Michigan public utility. It is engaged in the generation, purchase, distribution and sale of electric energy in Southeastern Michigan. It also owned and operated a steam heating system in Detroit, Michigan, which was sold in January, 2003. On January 1, 1996, DTE Electric became a wholly owned subsidiary of the DTE Energy Company. DTE Electric's address is One Energy Plaza, Detroit, Michigan 48226-1279.
- 1) Detroit Edison Trust I (DET I) is a Delaware statutory trust with offices at One Energy Plaza, Detroit, Michigan 48226-1279. DET I may offer from time to time trust preferred securities.
 - 2) Detroit Edison Trust II (DET II) is a Delaware statutory trust with offices at One Energy Plaza, Detroit, Michigan 48226-1279. DET II may offer from time to time trust preferred securities.
 - 3) Detroit Edison Trust III (DET III) is a Delaware statutory trust with offices at One Energy Plaza, Detroit, Michigan 48226-1279. DET III may offer from time to time trust preferred securities.
 - 4) Midwest Energy Resources Company (MERC) is a Michigan corporation with offices at One Energy Plaza, Detroit, Michigan 48226-1279. MERC is a wholly owned subsidiary of DTE Electric and is engaged in operating a coal-transshipment facility in Superior, Wisconsin. It owns 50% of Venture Fuels.
 - a) Venture Fuels is a Colorado partnership formed for marketing coal in the Great Lakes Region and is 50% owned by MERC.
 - 5) St. Clair Energy Corporation (St. Clair) is a Michigan corporation with offices at One Energy Plaza, Detroit, Michigan 48226-1279. St. Clair is a wholly owned subsidiary of DTE Electric and is engaged in fuel procurement.
 - 6) The Detroit Edison Securitization Funding, L.L.C. (Securitization Funding) is a Michigan limited liability company with offices at One Energy Plaza, Detroit, Michigan 48226-1279. Securitization Funding is a wholly owned subsidiary of DTE Electric and is a special purpose entity established to recover certain stranded costs, called Securitization Property by Michigan Statute.
 - 7) The Edison Illuminating Company of Detroit (EIC) is a Michigan corporation with offices at One Energy Plaza, Detroit, Michigan 48226-1279. EIC is a wholly owned subsidiary of DTE Electric and holds real estate.
- H. Wolverine Energy Services, Inc. (Wolverine) is a Michigan corporation with offices at One Energy Plaza, Detroit, Michigan 48226-1279. Wolverine is a wholly owned subsidiary of DTE Energy Company and is a holding company.
- 1) DTE Energy Solutions, Inc. (Solutions) is a Michigan corporation with offices at One Energy Plaza, Detroit, Michigan 48226-1279. Solutions is a wholly owned subsidiary of Wolverine and is engaged in system based energy related products and services.

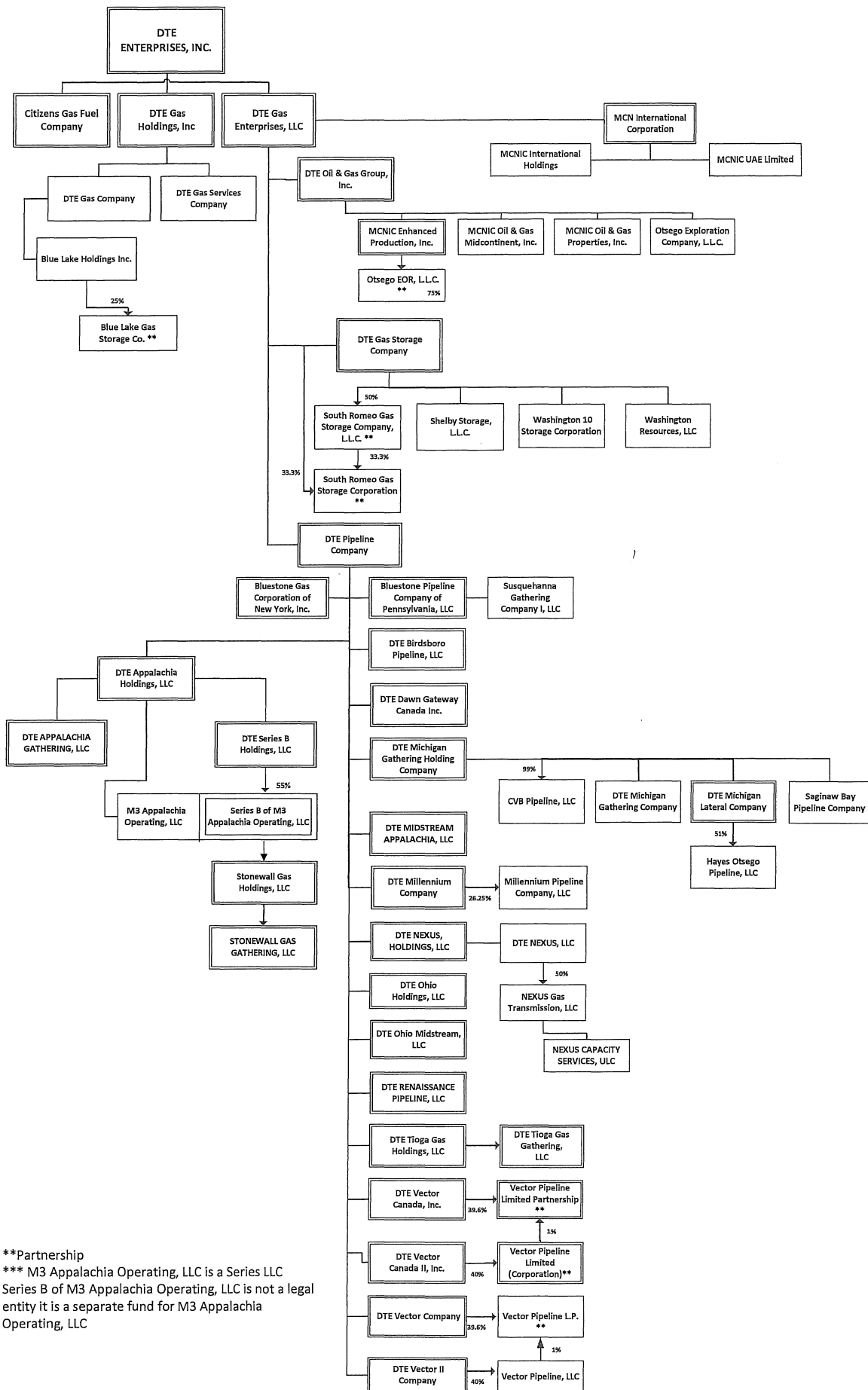
- 2) DTE Engineering Services, Inc., (DTE Engineering Services), is a Michigan corporation with offices at One Energy Plaza, Detroit, Michigan 48226-1279. DTE Engineering Services is a wholly owned subsidiary of Solutions. DTE Engineering Services is engaged in professional engineering services.
- 3) DTE Energy Technologies, Inc. (Technologies) is a Michigan corporation with offices at One Energy Plaza, Detroit, Michigan 48226-1279. Technologies are a wholly owned subsidiary of Wolverine and are engaged in energy solutions for industrial, commercial and small businesses.
- 4) Alliance Energy Companies, Ltd. (Alliance) is a Minnesota corporation with offices at 1715 Lake Drive West, Chanhassen, Minnesota 55317-8580. Alliance is a wholly owned subsidiary of Technologies and is the holding company for the following entity.



* Joint Venture **Partnership



* Joint Venture **Partnership



**Partnership

*** M3 Appalachia Operating, LLC is a Series LLC
 Series B of M3 Appalachia Operating, LLC is not a legal
 entity it is a separate fund for M3 Appalachia
 Operating, LLC

Name of Respondent DTE Electric Company	This Report Is: (1) <input checked="" type="checkbox"/> An Original (2) <input type="checkbox"/> A Resubmission	Date of Report (Mo, Da, Yr) / /	Year/Period of Report End of 2018/Q4
--	---	---------------------------------------	---

CORPORATIONS CONTROLLED BY RESPONDENT

1. Report below the names of all corporations, business trusts, and similar organizations, controlled directly or indirectly by respondent at any time during the year. If control ceased prior to end of year, give particulars (details) in a footnote.
2. If control was by other means than a direct holding of voting rights, state in a footnote the manner in which control was held, naming any intermediaries involved.
3. If control was held jointly with one or more other interests, state the fact in a footnote and name the other interests.

Definitions

1. See the Uniform System of Accounts for a definition of control.
2. Direct control is that which is exercised without interposition of an intermediary.
3. Indirect control is that which is exercised by the interposition of an intermediary which exercises direct control.
4. Joint control is that in which neither interest can effectively control or direct action without the consent of the other, as where the voting control is equally divided between two holders, or each party holds a veto power over the other. Joint control may exist by mutual agreement or understanding between two or more parties who together have control within the meaning of the definition of control in the Uniform System of Accounts, regardless of the relative voting rights of each party.

Line No.	Name of Company Controlled (a)	Kind of Business (b)	Percent Voting Stock Owned (c)	Footnote Ref. (d)
1	The Edison Illuminating Company of Detroit	Real Estate	100	
2	Midwest Energy Resources Company	Fuel Procurement	100	
3	St. Clair Energy Corporation	Fuel Procurement	100	
4	The Detroit Edison Securitization Funding, LLC	Securitization Financing	N/A - Sole Member	
5	Detroit Edison Trust I	Business Trust	N/A - Sole Member	
6	Detroit Edison Trust II	Business Trust	N/A - Sole Member	
7	Detroit Edison Trust III	Business Trust	N/A - Sole Member	
8				
9				
10				
11				
12				
13				
14				
15				
16				
17				
18				
19	Note:			
20	The DTE Electric Company is a wholly-owned			
21	subsidiary of DTE Energy Company which has			
22	ownership of a number of other subsidiaries.			
23				
24				
25				
26				
27				

Name of Respondent DTE Electric Company	This Report Is: (1) <input checked="" type="checkbox"/> An Original (2) <input type="checkbox"/> A Resubmission	Date of Report (Mo, Da, Yr)	Year of Report 2018/Q4
--	---	--------------------------------	---------------------------

OFFICERS AND EMPLOYEES

- Report below the name, title, and salary for the five executive officers.
- Report in column (b) salaries and wages accrued during the year including deferred compensation.
- In column (c) report any other compensation provided, such as bonuses, car allowance, stock options and rights, savings contribution, etc., and explain in a footnote what the amounts represent. Provide type code for other compensation in column (d).
- If a change was made during the year in the incumbent of any position, show the name and total remuneration of the previous incumbent and the date the change in incumbency occurred.
- Upon request, the Company will provide the Commission with supplemental information on officers and other employees and salaries.

Line	Name and Title (a)	Base Wages (b)	Other Compensation (1) (c)	Type of Other Compensation (d)	Total Compensation (2) (e)
1	Gerard M. Anderson, Chairman and Chief Executive Officer	\$ 1,344,231	\$ 2,500,000 \$ 80,654 \$ 6,992,734 \$ 69,190	A B C D	\$ 10,986,809
2	Peter B. Oleksiak, Senior Vice President and Chief Financial Officer	\$ 615,385	\$ 663,000 \$ 36,917 \$ 1,522,908 \$ 40,847	A B C D	\$ 2,879,057
3	Trevor F. Lauer President and Chief Operating Officer — DTE Electric	\$ 534,615	\$ 600,000 \$ 32,072 \$ 1,151,476 \$ 45,492	A B C D	\$ 2,363,655
4	David E. Meador, Vice Chairman and Chief Administrative Officer	\$ 727,692	\$ 857,000 \$ 43,062 \$ 1,743,060 \$ 45,674	A B C D	\$ 3,416,488
5	Gerardo Norcia, President and Chief Operating Officer	\$ 826,923	\$ 1,264,700 \$ 49,608 \$ 2,979,048 \$ 72,113	A B C D	\$ 5,192,392

- (1) **Footnote Data**
Includes stock awards, non-equity incentive plan compensation, matching contributions to the 401k, and supplemental savings plans and executive cash benefit allowance in lieu of certain non-cash benefits.
- (2) Includes compensation for services provided to DTE Energy Company and subsidiary companies, including DTE Electric.

Compensation Type Codes: A=Executive Incentive Compensation
B=Incentive Plan (Matching Employer Contribution)
C=Stock Plans
D=Other Reimbursements

Name of Respondent DTE Electric Company	This Report Is: (1) <input checked="" type="checkbox"/> An Original (2) <input type="checkbox"/> A Resubmission	Date of Report (Mo, Da, Yr)	Year of Report 2018/Q4
DIRECTORS			
<p>1. Report below any information called for concerning each director of the respondent who held office at any time during the year. Include in column (a), abbreviated titles of the directors who are officers of the respondent.</p> <p>2. Designate members of the Executive Committee by a triple asterisk and the Chairman of the Executive Committee by a double asterisk.</p>			
Name and Title of Director (a)	Principal Business Address (b)	# of Directors Meetings During Yr (c)	Fees During Yr (d)
1. Gerard M. Anderson Chairman of the Board and CEO	DTE Electric Company One Energy Plaza Detroit, MI 48226-1279	0	0
2. Peter B. Oleksiak Senior Vice President and Chief Financial Officer	DTE Electric Company One Energy Plaza Detroit, MI 48226-1279	0	0
3. Lisa Muschong Vice President, Corporate Secretary and Chief of Staff	DTE Electric Company One Energy Plaza Detroit, MI 48226-1279	0	0
4. Bruce Peterson Senior Vice President and General Counsel	DTE Electric Company One Energy Plaza Detroit, MI 48226-1279	0	0
<p><u>Footnote Data</u></p> <p>1. DTE Electric Company Directors held no meetings in 2018. As permitted by the law, the Board acted on numerous matters by written Consent.</p>			

Name of Respondent	This Report Is:	Date of Report	Year of Report
DTE Electric Company	(1) <input checked="" type="checkbox"/> An Original (2) <input type="checkbox"/> A Resubmission	(Mo, Da, Yr)	2018/Q4

SECURITY HOLDERS AND VOTING POWERS

1. (A) Give the names and addresses of the 10 security holders of the respondent who, at the date of the latest closing of the stock book or compilation of list of stockholders of the respondent, prior to the end of the year, had the highest voting powers in the respondent, and state the number of votes which each would have had the right to cast on that date if a meeting were then in order. If any such holder held in trust, give a footnote the known particulars of the trust (whether voting trust, etc.), duration of trust, and principal holders of beneficiary interests in the trust. If the stock book was not closed or a list of stockholders was not compiled within one year prior to the end of the year, or if since the previous compilation of a list of stockholders, some other class of security has become vested with voting rights, then show such 10 security holders as of the close of the year. Arrange the names of the security holders in the order of voting power, commencing with the highest. Show in column (a) the titles of officers and directors included in such list of 10 security holders.

1. (B) Give also the name and indicate the voting powers resulting from ownership of securities of the respondent of each officer and director not included in the list of 10 largest security holders.

2. If any security other than stock carries voting rights, explain in a supplemental statement the circumstances whereby such security became vested with voting rights and give other important particulars (details) concerning the voting rights of such security. State whether voting rights are actual or contingent; if contingent, describe the contingency.

3. If any class or issue of security has any special privileges in the election of directors, trustees or managers, or in the determination of corporate action by any method, explain briefly in a footnote.

4. Furnish particulars (details) concerning any options, warrants, or rights outstanding at the end of the year for others to purchase securities of the respondent or any securities or other assets owned by the respondent, including prices, expiration dates, and other material information relating to exercise of the options, warrants, or rights. Specify the amount of such securities or assets so entitled to be purchased by any officer, director, associated company, or any of the ten largest security holders. This instruction is inapplicable to convertible securities or to any securities substantially all of which are outstanding in the hands of the general public where the options, warrants, or rights were issued on a prorata basis.

1. Give date of the latest closing of the stock book prior to end of year, and state the purpose of such closing:

Not Applicable

2. State the total number of votes cast at the latest general proxy meeting prior to the end of year for election of directors of the respondent and number of such notes cast by proxy:

Total: Not Applicable

By Proxy: Not Applicable

3. Give the date and place of such meeting:

The DTE Electric Company directors held no meetings in 2018. As permitted by law, the Board acted on numerous matters by written consent.

Name of Respondent DTE Electric Company	This Report Is: (1) <input checked="" type="checkbox"/> An Original (2) <input type="checkbox"/> A Resubmission	Date of Report (Mo, Da, Yr)	Year of Report 2018/Q4
--	---	--------------------------------	---------------------------

SECURITY HOLDERS AND VOTING POWERS (Continued)

Line	Name (Title) and Address of Security Holder (a)	VOTING SECURITIES			
		Number of votes as of (date): 12/31/2016			
		Total Votes (b)	Common Stock (c)	Preferred Stock (d)	Other (e)
4	TOTAL votes all voting securities	138,632,324	138,632,324	0	0
5	TOTAL number of security holders	1	1	0	0
6	TOTAL votes of security holders listed below	138,632,324	138,632,324	0	0
7					
8	DTE Energy Company				
9	One Energy Plaza				
10	Detroit, MI 48226-1279	138,632,324	138,632,324	0	0
11					
12					
13					
14					
15					
16					
17					
18					
19					
20					
21					
22					
23					
24					
25					
26					
27					
28					
29					
30					
31					
32					
33					
34					
35					

RESPONSE/NOTES TO INSTRUCTION

Name of Respondent DTE Electric Company	This Report Is: (1) <input checked="" type="checkbox"/> An Original (2) <input type="checkbox"/> A Resubmission	Date of Report / /	Year/Period of Report End of <u>2018/Q4</u>
--	---	-----------------------	--

IMPORTANT CHANGES DURING THE QUARTER/YEAR

Give particulars (details) concerning the matters indicated below. Make the statements explicit and precise, and number them in accordance with the inquiries. Each inquiry should be answered. Enter "none," "not applicable," or "NA" where applicable. If information which answers an inquiry is given elsewhere in the report, make a reference to the schedule in which it appears.

1. Changes in and important additions to franchise rights: Describe the actual consideration given therefore and state from whom the franchise rights were acquired. If acquired without the payment of consideration, state that fact.
2. Acquisition of ownership in other companies by reorganization, merger, or consolidation with other companies: Give names of companies involved, particulars concerning the transactions, name of the Commission authorizing the transaction, and reference to Commission authorization.
3. Purchase or sale of an operating unit or system: Give a brief description of the property, and of the transactions relating thereto, and reference to Commission authorization, if any was required. Give date journal entries called for by the Uniform System of Accounts were submitted to the Commission.
4. Important leaseholds (other than leaseholds for natural gas lands) that have been acquired or given, assigned or surrendered: Give effective dates, lengths of terms, names of parties, rents, and other condition. State name of Commission authorizing lease and give reference to such authorization.
5. Important extension or reduction of transmission or distribution system: State territory added or relinquished and date operations began or ceased and give reference to Commission authorization, if any was required. State also the approximate number of customers added or lost and approximate annual revenues of each class of service. Each natural gas company must also state major new continuing sources of gas made available to it from purchases, development, purchase contract or otherwise, giving location and approximate total gas volumes available, period of contracts, and other parties to any such arrangements, etc.
6. Obligations incurred as a result of issuance of securities or assumption of liabilities or guarantees including issuance of short-term debt and commercial paper having a maturity of one year or less. Give reference to FERC or State Commission authorization, as appropriate, and the amount of obligation or guarantee.
7. Changes in articles of incorporation or amendments to charter: Explain the nature and purpose of such changes or amendments.
8. State the estimated annual effect and nature of any important wage scale changes during the year.
9. State briefly the status of any materially important legal proceedings pending at the end of the year, and the results of any such proceedings culminated during the year.
10. Describe briefly any materially important transactions of the respondent not disclosed elsewhere in this report in which an officer, director, security holder reported on Page 104 or 105 of the Annual Report Form No. 1, voting trustee, associated company or known associate of any of these persons was a party or in which any such person had a material interest.
11. (Reserved.)
12. If the important changes during the year relating to the respondent company appearing in the annual report to stockholders are applicable in every respect and furnish the data required by Instructions 1 to 11 above, such notes may be included on this page.
13. Describe fully any changes in officers, directors, major security holders and voting powers of the respondent that may have occurred during the reporting period.
14. In the event that the respondent participates in a cash management program(s) and its proprietary capital ratio is less than 30 percent please describe the significant events or transactions causing the proprietary capital ratio to be less than 30 percent, and the extent to which the respondent has amounts loaned or money advanced to its parent, subsidiary, or affiliated companies through a cash management program(s). Additionally, please describe plans, if any to regain at least a 30 percent proprietary ratio.

PAGE 108 INTENTIONALLY LEFT BLANK
SEE PAGE 109 FOR REQUIRED INFORMATION.

Name of Respondent DTE Electric Company	This Report is: (1) <input checked="" type="checkbox"/> An Original (2) <input type="checkbox"/> A Resubmission	Date of Report (Mo, Da, Yr) / /	Year/Period of Report 2018/Q4
IMPORTANT CHANGES DURING THE QUARTER/YEAR (Continued)			

1. None
2. None
3. None
4. None
5. None
6. See Notes 14, 15, 16, and 18 of the Notes to Consolidated Financial Statements, "Long-term Debt," "Preferred and Preference Securities," "Short-Term Credit Arrangements and Borrowings," "Commitments and Contingencies," beginning on pages 123.60, 123.64, 123.64, and 123.68, respectively. For the FERC order authorizing issuance of secured or unsecured short-term debt securities, see Docket ES17-17-000. For the FERC order authorizing issuance of secured or unsecured long-term debt securities, see Docket ES18-28-000.
7. None
8. Not applicable
9. For information on material legal proceedings and matters related to DTE Electric and its subsidiaries, see Notes 9 and 18 of the Notes to Consolidated Financial Statements, "Regulatory Matters" and "Commitments and Contingencies," beginning on pages 123.32 and 123.68, respectively.
10. None
11. (Reserved)
12. Important Changes – See Notes to Consolidated Financial Statements starting on page 123.6.
13. On January 31, 2019, the Board of Directors of DTE Energy Company appointed Mark C. Rolling as the Company's Vice President and Controller effective March 4, 2019.
14. Not applicable

BLANK PAGE

Name of Respondent DTE Electric Company	This Report Is: (1) <input checked="" type="checkbox"/> An Original (2) <input type="checkbox"/> A Resubmission	Date of Report (Mo, Da, Yr) / /	Year/Period of Report End of 2018/Q4
--	---	---------------------------------------	---

COMPARATIVE BALANCE SHEET (ASSETS AND OTHER DEBITS)

Line No.	Title of Account (a)	Ref. Page No. (b)	Current Year End of Quarter/Year Balance (c)	Prior Year End Balance 12/31 (d)
1	UTILITY PLANT			
2	Utility Plant (101-106, 114)	200-201	22,507,948,332	21,457,335,008
3	Construction Work in Progress (107)	200-201	1,393,970,434	1,093,372,192
4	TOTAL Utility Plant (Enter Total of lines 2 and 3)		23,901,918,766	22,550,707,200
5	(Less) Accum. Prov. for Depr. Amort. Depl. (108, 110, 111, 115)	200-201	7,638,679,804	7,435,654,746
6	Net Utility Plant (Enter Total of line 4 less 5)		16,263,238,962	15,115,052,454
7	Nuclear Fuel in Process of Ref., Conv., Enrich., and Fab. (120.1)	202-203	3,061,520	5,819,866
8	Nuclear Fuel Materials and Assemblies-Stock Account (120.2)		0	0
9	Nuclear Fuel Assemblies in Reactor (120.3)		303,375,505	306,010,194
10	Spent Nuclear Fuel (120.4)		1,120,432,967	1,042,612,109
11	Nuclear Fuel Under Capital Leases (120.6)		0	0
12	(Less) Accum. Prov. for Amort. of Nucl. Fuel Assemblies (120.5)	202-203	1,272,241,445	1,227,041,582
13	Net Nuclear Fuel (Enter Total of lines 7-11 less 12)		154,628,547	127,400,587
14	Net Utility Plant (Enter Total of lines 6 and 13)		16,417,867,509	15,242,453,041
15	Utility Plant Adjustments (116)		0	0
16	Gas Stored Underground - Noncurrent (117)		0	0
17	OTHER PROPERTY AND INVESTMENTS			
18	Nonutility Property (121)		5,923,664	5,923,664
19	(Less) Accum. Prov. for Depr. and Amort. (122)		0	0
20	Investments in Associated Companies (123)		0	0
21	Investment in Subsidiary Companies (123.1)	224-225	135,552	136,943
22	(For Cost of Account 123.1, See Footnote Page 224, line 42)			
23	Noncurrent Portion of Allowances	228-229	20,627,978	23,963,034
24	Other Investments (124)		30,995,313	32,429,711
25	Sinking Funds (125)		0	0
26	Depreciation Fund (126)		1,374,985,164	1,488,983,072
27	Amortization Fund - Federal (127)		0	0
28	Other Special Funds (128)		2,780,538	2,747,159
29	Special Funds (Non Major Only) (129)		0	0
30	Long-Term Portion of Derivative Assets (175)		0	0
31	Long-Term Portion of Derivative Assets - Hedges (176)		0	0
32	TOTAL Other Property and Investments (Lines 18-21 and 23-31)		1,435,448,209	1,554,183,583
33	CURRENT AND ACCRUED ASSETS			
34	Cash and Working Funds (Non-major Only) (130)		0	0
35	Cash (131)		17,991,952	14,672,537
36	Special Deposits (132-134)		0	0
37	Working Fund (135)		0	0
38	Temporary Cash Investments (136)		0	0
39	Notes Receivable (141)		5,500,000	0
40	Customer Accounts Receivable (142)		538,435,615	528,375,971
41	Other Accounts Receivable (143)		54,822,127	37,687,511
42	(Less) Accum. Prov. for Uncollectible Acct.-Credit (144)		52,930,842	30,866,190
43	Notes Receivable from Associated Companies (145)		6,679,488	4,126,739
44	Accounts Receivable from Assoc. Companies (146)		87,429,013	76,026,394
45	Fuel Stock (151)	227	81,670,923	85,802,752
46	Fuel Stock Expenses Undistributed (152)	227	0	0
47	Residuals (Elec) and Extracted Products (153)	227	0	0
48	Plant Materials and Operating Supplies (154)	227	243,654,035	241,878,786
49	Merchandise (155)	227	0	0
50	Other Materials and Supplies (156)	227	0	0
51	Nuclear Materials Held for Sale (157)	202-203/227	0	0
52	Allowances (158.1 and 158.2)	228-229	0	0

Name of Respondent DTE Electric Company	This Report Is: (1) <input checked="" type="checkbox"/> An Original (2) <input type="checkbox"/> A Resubmission	Date of Report (Mo, Da, Yr) / /	Year/Period of Report End of <u>2018/Q4</u>
--	---	---------------------------------------	--

COMPARATIVE BALANCE SHEET (ASSETS AND OTHER DEBITS)(Continued)

Line No.	Title of Account (a)	Ref. Page No. (b)	Current Year End of Quarter/Year Balance (c)	Prior Year End Balance 12/31 (d)
53	(Less) Noncurrent Portion of Allowances		0	0
54	Stores Expense Undistributed (163)	227	30,457,951	28,102,166
55	Gas Stored Underground - Current (164.1)		0	0
56	Liquefied Natural Gas Stored and Held for Processing (164.2-164.3)		0	0
57	Prepayments (165)		77,898,785	59,811,288
58	Advances for Gas (166-167)		0	0
59	Interest and Dividends Receivable (171)		0	0
60	Rents Receivable (172)		0	0
61	Accrued Utility Revenues (173)		263,463,900	289,832,492
62	Miscellaneous Current and Accrued Assets (174)		148,435,960	50,705,382
63	Derivative Instrument Assets (175)		0	0
64	(Less) Long-Term Portion of Derivative Instrument Assets (175)		0	0
65	Derivative Instrument Assets - Hedges (176)		0	0
66	(Less) Long-Term Portion of Derivative Instrument Assets - Hedges (176)		0	0
67	Total Current and Accrued Assets (Lines 34 through 66)		1,503,508,907	1,386,155,828
68	DEFERRED DEBITS			
69	Unamortized Debt Expenses (181)		40,880,238	38,321,785
70	Extraordinary Property Losses (182.1)	230a	0	0
71	Unrecovered Plant and Regulatory Study Costs (182.2)	230b	0	0
72	Other Regulatory Assets (182.3)	232	2,520,984,263	2,421,351,678
73	Prelim. Survey and Investigation Charges (Electric) (183)		15,860,885	7,344,232
74	Preliminary Natural Gas Survey and Investigation Charges 183.1)		0	0
75	Other Preliminary Survey and Investigation Charges (183.2)		0	0
76	Clearing Accounts (184)		0	0
77	Temporary Facilities (185)		0	0
78	Miscellaneous Deferred Debits (186)	233	541,671,477	475,907,781
79	Def. Losses from Disposition of Utility Plt. (187)		0	0
80	Research, Devel. and Demonstration Expend. (188)	352-353	0	0
81	Unamortized Loss on Reaquired Debt (189)		42,769,765	45,958,709
82	Accumulated Deferred Income Taxes (190)	234	853,455,208	829,210,553
83	Unrecovered Purchased Gas Costs (191)		0	0
84	Total Deferred Debits (lines 69 through 83)		4,015,621,836	3,818,094,738
85	TOTAL ASSETS (lines 14-16, 32, 67, and 84)		23,372,446,461	22,000,887,190

Name of Respondent DTE Electric Company	This Report is: (1) <input checked="" type="checkbox"/> An Original (2) <input type="checkbox"/> A Resubmission	Date of Report (mo, da, yr) / /	Year/Period of Report end of 2018/Q4
--	---	---------------------------------------	---

COMPARATIVE BALANCE SHEET (LIABILITIES AND OTHER CREDITS)

Line No.	Title of Account (a)	Ref. Page No. (b)	Current Year End of Quarter/Year Balance (c)	Prior Year End Balance 12/31 (d)
1	PROPRIETARY CAPITAL			
2	Common Stock Issued (201)	250-251	1,386,142,709	1,386,142,709
3	Preferred Stock Issued (204)	250-251	0	0
4	Capital Stock Subscribed (202, 205)		0	0
5	Stock Liability for Conversion (203, 206)		0	0
6	Premium on Capital Stock (207)		1,103,397,194	1,103,397,194
7	Other Paid-In Capital (208-211)	253	2,185,000,000	1,860,000,000
8	Installments Received on Capital Stock (212)	252	0	0
9	(Less) Discount on Capital Stock (213)	254	0	0
10	(Less) Capital Stock Expense (214)	254b	44,005,181	44,005,181
11	Retained Earnings (215, 215.1, 216)	118-119	2,166,950,731	1,960,512,558
12	Unappropriated Undistributed Subsidiary Earnings (216.1)	118-119	200,681	202,072
13	(Less) Reacquired Capital Stock (217)	250-251	0	0
14	Noncorporate Proprietorship (Non-major only) (218)		0	0
15	Accumulated Other Comprehensive Income (219)	122(a)(b)	0	2,693,475
16	Total Proprietary Capital (lines 2 through 15)		6,797,686,134	6,268,942,827
17	LONG-TERM DEBT			
18	Bonds (221)	256-257	6,552,700,000	6,027,700,000
19	(Less) Reacquired Bonds (222)	256-257	0	0
20	Advances from Associated Companies (223)	256-257	0	0
21	Other Long-Term Debt (224)	256-257	0	0
22	Unamortized Premium on Long-Term Debt (225)		0	0
23	(Less) Unamortized Discount on Long-Term Debt-Debit (226)		11,308,917	9,774,359
24	Total Long-Term Debt (lines 18 through 23)		6,541,391,083	6,017,925,641
25	OTHER NONCURRENT LIABILITIES			
26	Obligations Under Capital Leases - Noncurrent (227)		7,005,032	918,930
27	Accumulated Provision for Property Insurance (228.1)		0	0
28	Accumulated Provision for Injuries and Damages (228.2)		29,219,453	28,597,025
29	Accumulated Provision for Pensions and Benefits (228.3)		996,269,757	1,122,366,316
30	Accumulated Miscellaneous Operating Provisions (228.4)		12,980,336	12,980,336
31	Accumulated Provision for Rate Refunds (229)		31,579,947	3,957,343
32	Long-Term Portion of Derivative Instrument Liabilities		0	0
33	Long-Term Portion of Derivative Instrument Liabilities - Hedges		0	0
34	Asset Retirement Obligations (230)		2,271,436,565	2,124,863,189
35	Total Other Noncurrent Liabilities (lines 26 through 34)		3,348,491,090	3,293,683,139
36	CURRENT AND ACCRUED LIABILITIES			
37	Notes Payable (231)		156,383,540	239,418,651
38	Accounts Payable (232)		489,236,378	448,781,421
39	Notes Payable to Associated Companies (233)		22,452,160	16,024,537
40	Accounts Payable to Associated Companies (234)		103,818,707	85,488,478
41	Customer Deposits (235)		22,896,323	25,587,326
42	Taxes Accrued (236)	262-263	-7,453,976	-11,913,995
43	Interest Accrued (237)		72,845,452	70,572,275
44	Dividends Declared (238)		0	0
45	Matured Long-Term Debt (239)		0	0

Name of Respondent DTE Electric Company	This Report is: (1) <input checked="" type="checkbox"/> An Original (2) <input type="checkbox"/> A Resubmission	Date of Report (mo, da, yr) / /	Year/Period of Report end of 2018/Q4
--	---	---------------------------------------	---

COMPARATIVE BALANCE SHEET (LIABILITIES AND OTHER CREDITS) (Continued)

Line No.	Title of Account (a)	Ref. Page No. (b)	Current Year End of Quarter/Year Balance (c)	Prior Year End Balance 12/31 (d)
46	Matured Interest (240)		0	0
47	Tax Collections Payable (241)		4,130,790	4,735,703
48	Miscellaneous Current and Accrued Liabilities (242)		199,782,895	127,947,034
49	Obligations Under Capital Leases-Current (243)		4,372,529	5,405,278
50	Derivative Instrument Liabilities (244)		0	0
51	(Less) Long-Term Portion of Derivative Instrument Liabilities		0	0
52	Derivative Instrument Liabilities - Hedges (245)		0	0
53	(Less) Long-Term Portion of Derivative Instrument Liabilities-Hedges		0	0
54	Total Current and Accrued Liabilities (lines 37 through 53)		1,068,464,798	1,012,046,708
55	DEFERRED CREDITS			
56	Customer Advances for Construction (252)		16,229,927	15,101,987
57	Accumulated Deferred Investment Tax Credits (255)	266-267	137,023,138	119,518,834
58	Deferred Gains from Disposition of Utility Plant (256)		0	0
59	Other Deferred Credits (253)	269	233,561,488	236,151,315
60	Other Regulatory Liabilities (254)	278	2,129,782,978	2,120,788,264
61	Unamortized Gain on Reaquired Debt (257)		0	0
62	Accum. Deferred Income Taxes-Accel. Amort.(281)	272-277	0	0
63	Accum. Deferred Income Taxes-Other Property (282)		2,318,777,722	2,190,665,441
64	Accum. Deferred Income Taxes-Other (283)		781,038,103	726,063,034
65	Total Deferred Credits (lines 56 through 64)		5,616,413,356	5,408,288,875
66	TOTAL LIABILITIES AND STOCKHOLDER EQUITY (lines 16, 24, 35, 54 and 65)		23,372,446,461	22,000,887,190

Name of Respondent DTE Electric Company	This Report Is: (1) <input checked="" type="checkbox"/> An Original (2) <input type="checkbox"/> A Resubmission	Date of Report (Mo, Da, Yr) / /	Year/Period of Report End of 2018/Q4
--	---	---------------------------------------	---

STATEMENT OF INCOME

- Quarterly
- Report in column (c) the current year to date balance. Column (c) equals the total of adding the data in column (g) plus the data in column (i) plus the data in column (k). Report in column (d) similar data for the previous year. This information is reported in the annual filing only.
 - Enter in column (e) the balance for the reporting quarter and in column (f) the balance for the same three month period for the prior year.
 - Report in column (g) the quarter to date amounts for electric utility function; in column (i) the quarter to date amounts for gas utility, and in column (k) the quarter to date amounts for other utility function for the current year quarter.
 - Report in column (h) the quarter to date amounts for electric utility function; in column (j) the quarter to date amounts for gas utility, and in column (l) the quarter to date amounts for other utility function for the prior year quarter.
 - If additional columns are needed, place them in a footnote.

Annual or Quarterly if applicable

- Do not report fourth quarter data in columns (e) and (f)
- Report amounts for accounts 412 and 413, Revenues and Expenses from Utility Plant Leased to Others, in another utility column in a similar manner to a utility department. Spread the amount(s) over lines 2 thru 26 as appropriate. Include these amounts in columns (c) and (d) totals.
- Report amounts in account 414, Other Utility Operating Income, in the same manner as accounts 412 and 413 above.

Line No.	Title of Account (a)	(Ref.) Page No. (b)	Total Current Year to Date Balance for Quarter/Year (c)	Total Prior Year to Date Balance for Quarter/Year (d)	Current 3 Months Ended Quarterly Only No 4th Quarter (e)	Prior 3 Months Ended Quarterly Only No 4th Quarter (f)
1	UTILITY OPERATING INCOME					
2	Operating Revenues (400)	300-301	5,286,044,437	5,088,504,566		
3	Operating Expenses					
4	Operation Expenses (401)	320-323	2,556,730,934	2,412,326,759		
5	Maintenance Expenses (402)	320-323	455,315,011	461,573,476		
6	Depreciation Expense (403)	336-337	663,461,203	619,043,978		
7	Depreciation Expense for Asset Retirement Costs (403.1)	336-337	10,545,773	17,507,510		
8	Amort. & Depl. of Utility Plant (404-405)	336-337	100,788,978	93,176,221		
9	Amort. of Utility Plant Acq. Adj. (406)	336-337	6,624,256	6,624,256		
10	Amort. Property Losses, Unrecov Plant and Regulatory Study Costs (407)					
11	Amort. of Conversion Expenses (407)					
12	Regulatory Debits (407.3)		46,609,891	26,393,922		
13	(Less) Regulatory Credits (407.4)		129,931,662	141,968,958		
14	Taxes Other Than Income Taxes (408.1)	262-263	306,287,930	299,868,909		
15	Income Taxes - Federal (409.1)	262-263	6,342,215	-23,660,962		
16	- Other (409.1)	262-263	6,153,415	-3,104,876		
17	Provision for Deferred Income Taxes (410.1)	234, 272-277	478,881,447	876,655,841		
18	(Less) Provision for Deferred Income Taxes-Cr. (411.1)	234, 272-277	296,631,651	520,687,952		
19	Investment Tax Credit Adj. - Net (411.4)	266	-4,216,444	-5,950,509		
20	(Less) Gains from Disp. of Utility Plant (411.6)					
21	Losses from Disp. of Utility Plant (411.7)					
22	(Less) Gains from Disposition of Allowances (411.8)					
23	Losses from Disposition of Allowances (411.9)					
24	Accretion Expense (411.10)		127,883,401	119,138,745		
25	TOTAL Utility Operating Expenses (Enter Total of lines 4 thru 24)		4,334,844,697	4,236,936,360		
26	Net Util Oper Inc (Enter Tot line 2 less 25) Carry to Pg117,line 27		951,199,740	851,568,206		

Name of Respondent DTE Electric Company	This Report Is: (1) <input checked="" type="checkbox"/> An Original (2) <input type="checkbox"/> A Resubmission	Date of Report (Mo, Da, Yr) / /	Year/Period of Report End of 2018/Q4
--	---	---------------------------------------	---

STATEMENT OF INCOME FOR THE YEAR (Continued)

9. Use page 122 for important notes regarding the statement of income for any account thereof.
10. Give concise explanations concerning unsettled rate proceedings where a contingency exists such that refunds of a material amount may need to be made to the utility's customers or which may result in material refund to the utility with respect to power or gas purchases. State for each year effected the gross revenues or costs to which the contingency relates and the tax effects together with an explanation of the major factors which affect the rights of the utility to retain such revenues or recover amounts paid with respect to power or gas purchases.
11. Give concise explanations concerning significant amounts of any refunds made or received during the year resulting from settlement of any rate proceeding affecting revenues received or costs incurred for power or gas purchases, and a summary of the adjustments made to balance sheet, income, and expense accounts.
12. If any notes appearing in the report to stockholders are applicable to the Statement of Income, such notes may be included at page 122.
13. Enter on page 122 a concise explanation of only those changes in accounting methods made during the year which had an effect on net income, including the basis of allocations and apportionments from those used in the preceding year. Also, give the appropriate dollar effect of such changes.
14. Explain in a footnote if the previous year's/quarter's figures are different from that reported in prior reports.
15. If the columns are insufficient for reporting additional utility departments, supply the appropriate account titles report the information in a footnote to this schedule.

ELECTRIC UTILITY		GAS UTILITY		OTHER UTILITY		Line No.
Current Year to Date (in dollars) (g)	Previous Year to Date (in dollars) (h)	Current Year to Date (in dollars) (i)	Previous Year to Date (in dollars) (j)	Current Year to Date (in dollars) (k)	Previous Year to Date (in dollars) (l)	
						1
5,286,044,437	5,088,504,566					2
						3
2,556,730,934	2,412,326,759					4
455,315,011	461,573,476					5
663,461,203	619,043,978					6
10,545,773	17,507,510					7
100,788,978	93,176,221					8
6,624,256	6,624,256					9
						10
						11
46,609,891	26,393,922					12
129,931,662	141,968,958					13
306,287,930	299,868,909					14
6,342,215	-23,660,962					15
6,153,415	-3,104,876					16
478,881,447	876,655,841					17
296,631,651	520,687,952					18
-4,216,444	-5,950,509					19
						20
						21
						22
						23
127,883,401	119,138,745					24
4,334,844,697	4,236,936,360					25
951,199,740	851,568,206					26

Name of Respondent DTE Electric Company	This Report Is: (1) <input checked="" type="checkbox"/> An Original (2) <input type="checkbox"/> A Resubmission	Date of Report (Mo, Da, Yr) / /	Year/Period of Report End of 2018/Q4
--	---	---------------------------------------	---

STATEMENT OF INCOME FOR THE YEAR (continued)

Line No.	Title of Account (a)	(Ref.) Page No. (b)	TOTAL		Current 3 Months Ended Quarterly Only No 4th Quarter (e)	Prior 3 Months Ended Quarterly Only No 4th Quarter (f)
			Current Year (c)	Previous Year (d)		
27	Net Utility Operating Income (Carried forward from page 114)		951,199,740	851,568,206		
28	Other Income and Deductions					
29	Other Income					
30	Nonutility Operating Income					
31	Revenues From Merchandising, Jobbing and Contract Work (415)		50,966,727	26,407,655		
32	(Less) Costs and Exp. of Merchandising, Job. & Contract Work (416)		51,746,229	30,338,110		
33	Revenues From Nonutility Operations (417)		7,890,638	5,355,385		
34	(Less) Expenses of Nonutility Operations (417.1)					
35	Nonoperating Rental Income (418)					
36	Equity in Earnings of Subsidiary Companies (418.1)	119	-1,391	-1,304		
37	Interest and Dividend Income (419)		172,428	116,106		
38	Allowance for Other Funds Used During Construction (419.1)		19,451,807	17,552,972		
39	Miscellaneous Nonoperating Income (421)		3,490,434	25,531,742		
40	Gain on Disposition of Property (421.1)		547,357	541,768		
41	TOTAL Other Income (Enter Total of lines 31 thru 40)		30,771,771	45,166,214		
42	Other Income Deductions					
43	Loss on Disposition of Property (421.2)					
44	Miscellaneous Amortization (425)					
45	Donations (426.1)		2,811,852	10,029,908		
46	Life Insurance (426.2)					
47	Penalties (426.3)		2,093,337			
48	Exp. for Certain Civic, Political & Related Activities (426.4)		3,779,536	3,118,339		
49	Other Deductions (426.5)		26,960,091	3,577,466		
50	TOTAL Other Income Deductions (Total of lines 43 thru 49)		35,644,816	16,725,713		
51	Taxes Applic. to Other Income and Deductions					
52	Taxes Other Than Income Taxes (408.2)	262-263	-1,463,440	245,000		
53	Income Taxes-Federal (409.2)	262-263	-6,351,340	6,716,717		
54	Income Taxes-Other (409.2)	262-263	-2,002,540	1,257,563		
55	Provision for Deferred Inc. Taxes (410.2)	234, 272-277	12,295,981			
56	(Less) Provision for Deferred Income Taxes-Cr. (411.2)	234, 272-277	681,894	2,885,815		
57	Investment Tax Credit Adj.-Net (411.5)					
58	(Less) Investment Tax Credits (420)					
59	TOTAL Taxes on Other Income and Deductions (Total of lines 52-58)		1,796,767	5,333,465		
60	Net Other Income and Deductions (Total of lines 41, 50, 59)		-6,669,812	23,107,036		
61	Interest Charges					
62	Interest on Long-Term Debt (427)		270,242,931	256,930,640		
63	Amort. of Debt Disc. and Expense (428)		4,013,054	3,899,006		
64	Amortization of Loss on Reaquired Debt (428.1)		3,188,944	2,980,900		
65	(Less) Amort. of Premium on Debt-Credit (429)					
66	(Less) Amortization of Gain on Reaquired Debt-Credit (429.1)					
67	Interest on Debt to Assoc. Companies (430)		1,295,614	322,776		
68	Other Interest Expense (431)		9,827,546	15,045,298		
69	(Less) Allowance for Borrowed Funds Used During Construction-Cr. (432)		8,781,468	8,064,473		
70	Net Interest Charges (Total of lines 62 thru 69)		279,786,621	271,114,147		
71	Income Before Extraordinary Items (Total of lines 27, 60 and 70)		664,743,307	603,561,095		
72	Extraordinary Items					
73	Extraordinary Income (434)					
74	(Less) Extraordinary Deductions (435)					
75	Net Extraordinary Items (Total of line 73 less line 74)					
76	Income Taxes-Federal and Other (409.3)	262-263				
77	Extraordinary Items After Taxes (line 75 less line 76)					
78	Net Income (Total of line 71 and 77)		664,743,307	603,561,095		

BLANK PAGE

Name of Respondent DTE Electric Company	This Report Is: (1) <input checked="" type="checkbox"/> An Original (2) <input type="checkbox"/> A Resubmission	Date of Report (Mo, Da, Yr)	Year of Report 2018/Q4
--	---	--------------------------------	---------------------------

RECONCILIATION OF DEFERRED INCOME TAX EXPENSE

1. Report on this page the charges to accounts 410, 411 and 420 reported in the contra accounts 190, 281, 282, 283 and 284. In the event the deferred income tax expenses reported on pages 114-117 do not directly reconcile with the amounts found on these pages, then provide the additional information requested in instruction #3, on a separate page.

2. The charges to the subaccounts of 410 and 411 found on pages 114-117 should agree with the subaccount totals reported on these pages.

Line No.	Electric Utility	Gas Utility
1 Debits to Account 410 from:		
2 Account 190	53,833,953	
3 Account 281		
4 Account 282	325,098,262	
5 Account 283	99,949,232	
6 Account 284		
7 Reconciling Adjustments		
8 TOTAL Account 410.1 (on pages 114-115 line 17)	478,881,447	
9 TOTAL Account 410.2 (on page 117 line 55)		
10 Credits to Account 411 from:		
11 Account 190	55,949,401	
12 Account 281		
13 Account 282	199,671,285	
14 Account 283	41,010,965	
15 Account 284		
16 Reconciling Adjustments		
17 TOTAL Account 411.1 (on page 114-115 line 18)	296,631,651	
18 TOTAL Account 411.2 (on page 117 line 56)		
19 Net ITC Adjustment:		
20 ITC Utilized for the Year DR		
21 ITC Amortized for the Year CR	(4,216,444)	
22 ITC Adjustments:		
23 Adjust last year's estimate to actual per filed return		
24 Other (specify)		
25 Net Reconciling Adjustments Account 411.4*	(4,216,444)	
26 Net Reconciling Adjustments Account 411.5**		
27 Net Reconciling Adjustments Account 420***		

* on pages 114-15 line 19

** on page 117 line 57

*** on page 117 line 58

Name of Respondent DTE Electric Company	This Report Is: (1) <input checked="" type="checkbox"/> An Original (2) <input type="checkbox"/> A Resubmission	Date of Report (Mo, Da, Yr)	Year of Report 2018/Q4
--	---	--------------------------------	---------------------------

RECONCILIATION OF DEFERRED INCOME TAX EXPENSE

3. (a) Provide a detailed reconciliation of the applicable deferred income tax expense subaccount(s) reported on pages 114-117 with the amount reported on these pages. (b) Identify all contra accounts (other than accounts 190 and 281-284). (c) Identify the company's regulatory authority to utilize contra accounts other than accounts 190 or 281-284 for the recording of deferred income tax expense(s).

Other Utility	Total Utility	Other Income	Total Company	Line No.
	53,833,953	7,712,429	61,546,382	1
				2
				3
	325,098,262	3,627,795	328,726,057	4
	99,949,232	955,757	100,904,989	5
				6
				7
	478,881,447			8
		12,295,981		9
				10
	55,949,401	362,461	56,311,862	11
				12
	199,671,285		199,671,285	13
	41,010,965	319,433	41,330,398	14
				15
				16
	296,631,651			17
		681,894		18
				19
	(4,216,444)		(4,216,444)	20
				21
				22
				23
				24
	(4,216,444)			25
				26
				27

Name of Respondent DTE Electric Company	This Report Is: (1) <input checked="" type="checkbox"/> An Original (2) <input type="checkbox"/> A Resubmission	Date of Report (Mo, Da, Yr)	Year of Report 2018/Q4
--	---	--------------------------------	---------------------------

OPERATING LOSS CARRYFORWARD

Fill in below when the company sustains an operating loss, loss carryback or carryforward whenever or wherever applicable.

Line No.	Year (a)	Operating Loss (b)	Loss Carryforward (F) or Carryback (B) (c)	Loss Utilized		Balance Remaining (f)
				Amount (d)	Year (e)	
1	2015	273,331,143	(F)			273,331,143
2	2016	48,346,066	(B)	48,346,066	2014	273,331,143
3			(F)	58,661,061	2017	214,670,082
4			(F)	208,795,140	2018	5,874,942
5	Note: Current year amounts based on estimates					
6						
7						
8						
9						
10						
11						
12						
13						
14						
15						
16						
17						
18						
19						
20						
21						
22						
23						
24						
25						
26						
27						
28						
29						
30						
31						
32						
33						
34						
35						
36						
37						
38						
39						
40						

BLANK PAGE

Name of Respondent DTE Electric Company	This Report Is: (1) <input checked="" type="checkbox"/> An Original (2) <input type="checkbox"/> A Resubmission	Date of Report (Mo, Da, Yr) / /	Year/Period of Report End of 2018/Q4
--	---	---------------------------------------	---

STATEMENT OF RETAINED EARNINGS

- Do not report Lines 49-53 on the quarterly version.
- Report all changes in appropriated retained earnings, unappropriated retained earnings, year to date, and unappropriated undistributed subsidiary earnings for the year.
- Each credit and debit during the year should be identified as to the retained earnings account in which recorded (Accounts 433, 436 - 439 inclusive). Show the contra primary account affected in column (b)
- State the purpose and amount of each reservation or appropriation of retained earnings.
- List first account 439, Adjustments to Retained Earnings, reflecting adjustments to the opening balance of retained earnings. Follow by credit, then debit items in that order.
- Show dividends for each class and series of capital stock.
- Show separately the State and Federal income tax effect of items shown in account 439, Adjustments to Retained Earnings.
- Explain in a footnote the basis for determining the amount reserved or appropriated. If such reservation or appropriation is to be recurrent, state the number and annual amounts to be reserved or appropriated as well as the totals eventually to be accumulated.
- If any notes appearing in the report to stockholders are applicable to this statement, include them on pages 122-123.

Line No.	Item (a)	Contra Primary Account Affected (b)	Current Quarter/Year Year to Date Balance (c)	Previous Quarter/Year Year to Date Balance (d)
	UNAPPROPRIATED RETAINED EARNINGS (Account 216)			
1	Balance-Beginning of Period		1,960,512,558	1,788,950,159
2	Changes			
3	Adjustments to Retained Earnings (Account 439)			
4	Adoption of Accounting Standards Update 2016-01		2,693,475	
5				
6				
7				
8				
9	TOTAL Credits to Retained Earnings (Acct. 439)		2,693,475	
10				
11				
12				
13				
14				
15	TOTAL Debits to Retained Earnings (Acct. 439)			
16	Balance Transferred from Income (Account 433 less Account 418.1)		664,744,698	603,562,399
17	Appropriations of Retained Earnings (Acct. 436)			
18				
19				
20				
21				
22	TOTAL Appropriations of Retained Earnings (Acct. 436)			
23	Dividends Declared-Preferred Stock (Account 437)			
24				
25				
26				
27				
28				
29	TOTAL Dividends Declared-Preferred Stock (Acct. 437)			
30	Dividends Declared-Common Stock (Account 438)			
31			-461,000,000	(432,000,000)
32				
33				
34				
35				
36	TOTAL Dividends Declared-Common Stock (Acct. 438)		-461,000,000	(432,000,000)
37	Transfers from Acct 216.1, Unapprop. Undistrib. Subsidiary Earnings			
38	Balance - End of Period (Total 1,9,15,16,22,29,36,37)		2,166,950,731	1,960,512,558
	APPROPRIATED RETAINED EARNINGS (Account 215)			

Name of Respondent DTE Electric Company	This Report Is: (1) <input checked="" type="checkbox"/> An Original (2) <input type="checkbox"/> A Resubmission	Date of Report (Mo, Da, Yr) / /	Year/Period of Report End of 2018/Q4
--	---	---------------------------------------	---

STATEMENT OF RETAINED EARNINGS

1. Do not report Lines 49-53 on the quarterly version.
2. Report all changes in appropriated retained earnings, unappropriated retained earnings, year to date, and unappropriated undistributed subsidiary earnings for the year.
3. Each credit and debit during the year should be identified as to the retained earnings account in which recorded (Accounts 433, 436 - 439 inclusive). Show the contra primary account affected in column (b)
4. State the purpose and amount of each reservation or appropriation of retained earnings.
5. List first account 439, Adjustments to Retained Earnings, reflecting adjustments to the opening balance of retained earnings. Follow by credit, then debit items in that order.
6. Show dividends for each class and series of capital stock.
7. Show separately the State and Federal income tax effect of items shown in account 439, Adjustments to Retained Earnings.
8. Explain in a footnote the basis for determining the amount reserved or appropriated. If such reservation or appropriation is to be recurrent, state the number and annual amounts to be reserved or appropriated as well as the totals eventually to be accumulated.
9. If any notes appearing in the report to stockholders are applicable to this statement, include them on pages 122-123.

Line No.	Item (a)	Contra Primary Account Affected (b)	Current Quarter/Year Year to Date Balance (c)	Previous Quarter/Year Year to Date Balance (d)
39				
40				
41				
42				
43				
44				
45	TOTAL Appropriated Retained Earnings (Account 215)			
	APPROP. RETAINED EARNINGS - AMORT. Reserve, Federal (Account 215.1)			
46	TOTAL Approp. Retained Earnings-Amort. Reserve, Federal (Acct. 215.1)			
47	TOTAL Approp. Retained Earnings (Acct. 215, 215.1) (Total 45,46)			
48	TOTAL Retained Earnings (Acct. 215, 215.1, 216) (Total 38, 47) (216.1)		2,166,950,731	1,960,512,558
	UNAPPROPRIATED UNDISTRIBUTED SUBSIDIARY EARNINGS (Account			
	Report only on an Annual Basis, no Quarterly			
49	Balance-Beginning of Year (Debit or Credit)		202,072	203,376
50	Equity in Earnings for Year (Credit) (Account 418.1)		-1,391	(1,304)
51	(Less) Dividends Received (Debit)			
52				
53	Balance-End of Year (Total lines 49 thru 52)		200,681	202,072

Name of Respondent DTE Electric Company	This Report Is: (1) <input checked="" type="checkbox"/> An Original (2) <input type="checkbox"/> A Resubmission	Date of Report (Mo, Da, Yr) / /	Year/Period of Report End of 2018/Q4
--	---	---------------------------------------	---

STATEMENT OF CASH FLOWS

(1) Codes to be used:(a) Net Proceeds or Payments;(b)Bonds, debentures and other long-term debt; (c) Include commercial paper; and (d) Identify separately such items as investments, fixed assets, intangibles, etc.
(2) Information about noncash investing and financing activities must be provided in the Notes to the Financial statements. Also provide a reconciliation between "Cash and Cash Equivalents at End of Period" with related amounts on the Balance Sheet.
(3) Operating Activities - Other: Include gains and losses pertaining to operating activities only. Gains and losses pertaining to investing and financing activities should be reported in those activities. Show in the Notes to the Financials the amounts of interest paid (net of amount capitalized) and income taxes paid.
(4) Investing Activities: Include at Other (line 31) net cash outflow to acquire other companies. Provide a reconciliation of assets acquired with liabilities assumed in the Notes to the Financial Statements. Do not include on this statement the dollar amount of leases capitalized per the USofA General Instruction 20; instead provide a reconciliation of the dollar amount of leases capitalized with the plant cost.

Line No.	Description (See Instruction No. 1 for Explanation of Codes) (a)	Current Year to Date Quarter/Year (b)	Previous Year to Date Quarter/Year (c)
1	Net Cash Flow from Operating Activities:		
2	Net Income (Line 78(c) on page 117)	664,743,307	603,561,095
3	Noncash Charges (Credits) to Income:		
4	Depreciation and Depletion	781,420,210	736,351,965
5	Amortization of Loss on Reacquired Debt	7,201,997	6,879,906
6	Amortization of Regulatory Debits and Credits	-83,321,771	-115,575,036
7	Accretion Expense	127,883,401	119,138,745
8	Deferred Income Taxes (Net)	193,863,883	353,082,074
9	Investment Tax Credit Adjustment (Net)	-4,216,444	-5,950,509
10	Net (Increase) Decrease in Receivables	11,246,365	-72,209,484
11	Net (Increase) Decrease in Inventory	795	19,354,623
12	Net (Increase) Decrease in Allowances Inventory	3,335,056	5,972,529
13	Net Increase (Decrease) in Payables and Accrued Expenses	143,201,420	-13,920,977
14	Net (Increase) Decrease in Other Regulatory Assets	-18,157,614	204,785,524
15	Net Increase (Decrease) in Other Regulatory Liabilities	3,442,930	-44,876,953
16	(Less) Allowance for Other Funds Used During Construction	19,451,807	17,552,972
17	(Less) Undistributed Earnings from Subsidiary Companies		
18	Other (provide details in footnote): Accrued Pension	-93,373,575	-196,485,000
19	Other: Postretirement Obligation	-32,722,984	41,787,176
20	Other: Operating	-12,438,042	-65,380,653
21			
22	Net Cash Provided by (Used in) Operating Activities (Total 2 thru 21)	1,672,657,127	1,558,962,053
23			
24	Cash Flows from Investment Activities:		
25	Construction and Acquisition of Plant (including land):		
26	Gross Additions to Utility Plant (less nuclear fuel)	-1,444,971,638	-1,654,492,129
27	Gross Additions to Nuclear Fuel	-2,758,345	70,725,706
28	Gross Additions to Common Utility Plant		
29	Gross Additions to Nonutility Plant		
30	(Less) Allowance for Other Funds Used During Construction	-19,451,807	-17,552,972
31	Other: Removal Costs	-246,806,765	-237,483,645
32			
33	Other: Change in Construction in Progress	-300,598,242	233,642,136
34	Cash Outflows for Plant (Total of lines 26 thru 33)	-1,975,683,183	-1,570,054,960
35			
36	Acquisition of Other Noncurrent Assets (d)		
37	Proceeds from Disposal of Noncurrent Assets (d)	1,120,000	3,096,853
38			
39	Investments in and Advances to Assoc. and Subsidiary Companies		
40	Contributions and Advances from Assoc. and Subsidiary Companies		
41	Disposition of Investments in (and Advances to)		
42	Associated and Subsidiary Companies		
43			
44	Purchase of Investment Securities (a)		
45	Proceeds from Sales of Investment Securities (a)		

Name of Respondent DTE Electric Company	This Report Is: (1) <input checked="" type="checkbox"/> An Original (2) <input type="checkbox"/> A Resubmission	Date of Report (Mo, Da, Yr) / /	Year/Period of Report End of 2018/Q4
--	---	---------------------------------------	---

STATEMENT OF CASH FLOWS

(1) Codes to be used:(a) Net Proceeds or Payments;(b)Bonds, debentures and other long-term debt; (c) Include commercial paper; and (d) Identify separately such items as investments, fixed assets, intangibles, etc.
(2) Information about noncash investing and financing activities must be provided in the Notes to the Financial statements. Also provide a reconciliation between "Cash and Cash Equivalents at End of Period" with related amounts on the Balance Sheet.
(3) Operating Activities - Other: Include gains and losses pertaining to operating activities only. Gains and losses pertaining to investing and financing activities should be reported in those activities. Show in the Notes to the Financials the amounts of interest paid (net of amount capitalized) and income taxes paid.
(4) Investing Activities: Include at Other (line 31) net cash outflow to acquire other companies. Provide a reconciliation of assets acquired with liabilities assumed in the Notes to the Financial Statements. Do not include on this statement the dollar amount of leases capitalized per the USofA General Instruction 20; instead provide a reconciliation of the dollar amount of leases capitalized with the plant cost.

Line No.	Description (See Instruction No. 1 for Explanation of Codes) (a)	Current Year to Date Quarter/Year (b)	Previous Year to Date Quarter/Year (c)
46	Loans Made or Purchased		
47	Collections on Loans		
48	Other Investments	-2,222,883	14,731,278
49	Net (Increase) Decrease in Receivables		
50	Net (Increase) Decrease in Inventory		
51	Net (Increase) Decrease in Allowances Held for Speculation		
52	Net Increase (Decrease) in Payables and Accrued Expenses		
53	Other: Proceeds from Nuclear Decommissioning Trust Fund Assets	1,203,029,568	1,240,067,930
54	Other: Investment in Nuclear Decommissioning Trust Fund Assets	-1,188,459,667	-1,226,490,168
55	Other: Notes Receivable	-8,052,749	2,803,006
56	Net Cash Provided by (Used in) Investing Activities		
57	Total of lines 34 thru 55)	-1,970,268,914	-1,535,846,061
58			
59	Cash Flows from Financing Activities:		
60	Proceeds from Issuance of:		
61	Long-Term Debt (b)	525,000,000	440,000,000
62	Preferred Stock		
63	Common Stock		
64	Other: Capital Contribution from Parent Company	325,000,000	100,000,000
65			
66	Net Increase in Short-Term Debt (c)		191,522,163
67	Other (provide details in footnote):		
68			
69			
70	Cash Provided by Outside Sources (Total 61 thru 69)	850,000,000	731,522,163
71			
72	Payments for Retirement of:		
73	Long-term Debt (b)		-300,000,000
74	Preferred Stock		
75	Common Stock		
76	Other: Capital Lease Obligation	-5,276,803	-5,937,994
77	Other: Financing		-10,096,362
78	Net Decrease in Short-Term Debt (c)	-77,043,179	
79	Other: Long-Term Debt Issuance Costs	-5,748,816	-4,834,960
80	Dividends on Preferred Stock		
81	Dividends on Common Stock	-461,000,000	-432,000,000
82	Net Cash Provided by (Used in) Financing Activities		
83	(Total of lines 70 thru 81)	300,931,202	-21,347,153
84			
85	Net Increase (Decrease) in Cash and Cash Equivalents		
86	(Total of lines 22,57 and 83)	3,319,415	1,768,839
87			
88	Cash and Cash Equivalents at Beginning of Period	14,672,537	12,903,698
89			
90	Cash and Cash Equivalents at End of period	17,991,952	14,672,537

Name of Respondent DTE Electric Company	This Report Is: (1) <input checked="" type="checkbox"/> An Original (2) <input type="checkbox"/> A Resubmission	Date of Report / /	Year/Period of Report End of <u>2018/Q4</u>
--	---	-----------------------	--

NOTES TO FINANCIAL STATEMENTS

1. Use the space below for important notes regarding the Balance Sheet, Statement of Income for the year, Statement of Retained Earnings for the year, and Statement of Cash Flows, or any account thereof. Classify the notes according to each basic statement, providing a subheading for each statement except where a note is applicable to more than one statement.
2. Furnish particulars (details) as to any significant contingent assets or liabilities existing at end of year, including a brief explanation of any action initiated by the Internal Revenue Service involving possible assessment of additional income taxes of material amount, or of a claim for refund of income taxes of a material amount initiated by the utility. Give also a brief explanation of any dividends in arrears on cumulative preferred stock.
3. For Account 116, Utility Plant Adjustments, explain the origin of such amount, debits and credits during the year, and plan of disposition contemplated, giving references to Commission orders or other authorizations respecting classification of amounts as plant adjustments and requirements as to disposition thereof.
4. Where Accounts 189, Unamortized Loss on Reacquired Debt, and 257, Unamortized Gain on Reacquired Debt, are not used, give an explanation, providing the rate treatment given these items. See General Instruction 17 of the Uniform System of Accounts.
5. Give a concise explanation of any retained earnings restrictions and state the amount of retained earnings affected by such restrictions.
6. If the notes to financial statements relating to the respondent company appearing in the annual report to the stockholders are applicable and furnish the data required by instructions above and on pages 114-121, such notes may be included herein.
7. For the 3Q disclosures, respondent must provide in the notes sufficient disclosures so as to make the interim information not misleading. Disclosures which would substantially duplicate the disclosures contained in the most recent FERC Annual Report may be omitted.
8. For the 3Q disclosures, the disclosures shall be provided where events subsequent to the end of the most recent year have occurred which have a material effect on the respondent. Respondent must include in the notes significant changes since the most recently completed year in such items as: accounting principles and practices; estimates inherent in the preparation of the financial statements; status of long-term contracts; capitalization including significant new borrowings or modifications of existing financing agreements; and changes resulting from business combinations or dispositions. However were material contingencies exist, the disclosure of such matters shall be provided even though a significant change since year end may not have occurred.
9. Finally, if the notes to the financial statements relating to the respondent appearing in the annual report to the stockholders are applicable and furnish the data required by the above instructions, such notes may be included herein.

PAGE 122 INTENTIONALLY LEFT BLANK
SEE PAGE 123 FOR REQUIRED INFORMATION.

Name of Respondent DTE Electric Company	This Report is: (1) <input checked="" type="checkbox"/> An Original (2) <input type="checkbox"/> A Resubmission	Date of Report (Mo, Da, Yr) / /	Year/Period of Report 2018/Q4
NOTES TO FINANCIAL STATEMENTS (Continued)			

Per instructions 2 and 3 of the Statement of Cash Flows page 120, the following information is provided:

December 31, 2018

(In millions)

Supplemental disclosure of cash information

Cash paid for:

Interest, net of interest capitalized	\$ 283
Income taxes	\$ 0

Supplemental disclosure of non-cash investing and financing activities

Plant and equipment expenditures in accounts payable	\$ 181
--	--------

See below for additional required information as called for per instructions on page 122.

Definitions

- AFUDC – Allowance for Funds Used During Construction
- AGS – Appalachia Gathering System is a midstream natural gas asset located in Pennsylvania and West Virginia. DTE Energy purchased 100% of AGS in October 2016, and this asset is part of DTE Energy's Gas Storage and Pipelines segment.
- AMV – Applicable Market Value
- ANPR – Advanced Noticed of Proposed Rulemaking
- ARO – Asset Retirement Obligation
- ASU – Accounting Standards Update issued by the FASB
- CCR – Coal Combustion Residuals
- CFTC – U.S. Commodity Futures Trading Commission
- CON – Certificate of Necessity
- DOE – U.S. Department of Energy
- DTE Electric – DTE Electric Company (a direct wholly owned subsidiary of DTE Energy Company) and subsidiary companies
- DTE Energy – DTE Energy Company, directly or indirectly the parent of DTE Electric, DTE Gas Company and numerous non-utility subsidiaries
- DTE Gas – DTE Gas Company (an indirect wholly owned subsidiary of DTE Energy) and subsidiary companies
- EGU – Electric Generating Unit
- ELG – Effluent Limitations Guidelines
- EPA – U.S. Environmental Protection Agency
- Equity Units – DTE Energy's 2016 Equity Units issued in October 2016, which were used to finance the October 1, 2016 Gas Storage and Pipelines acquisition.
- FASB – Financial Accounting Standards Board
- FERC – Federal Energy Regulatory Commission
- FOV – Finding of Violation
- FTRs - Financial transmission rights are financial instruments that entitle the holder to receive payments related to costs incurred for congestion on the transmission grid.
- GCR – A Gas Cost Recovery mechanism authorized by the MPSC that allows DTE Gas to recover through rates its natural gas costs.
- GHGs – Greenhouse gases

Name of Respondent	This Report is: (1) <input checked="" type="checkbox"/> An Original (2) <input type="checkbox"/> A Resubmission	Date of Report (Mo, Da, Yr) / /	Year/Period of Report 2018/Q4
DTE Electric Company			
NOTES TO FINANCIAL STATEMENTS (Continued)			

- Green Bonds – A financing option to fund projects that have a positive environmental impact based upon a specified set of criteria. The proceeds are required to be used for eligible green expenditures.
- IRM – Infrastructure Recovery Mechanism
- IRS – Internal Revenue Service
- ISO – Independent System Operator
- LIBOR – London Inter-Bank Offered Rates
- LLC – DTE Energy Corporate Services, LLC, a subsidiary of DTE Energy
- MDEQ – Michigan Department of Environmental Quality
- MGP – Manufactured Gas Plant
- MISO – Midcontinent Independent System Operator, Inc.
- MPSC – Michigan Public Service Commission
- MTM – Mark-to-market
- NAV – Net Asset Value
- NEIL – Nuclear Electric Insurance Limited
- NEXUS – NEXUS Gas Transmission, LLC, a joint venture in which DTE Energy owns a 50% partnership interest.
- Non-utility – An entity that is not a public utility. Its conditions of service, prices of goods and services, and other operating related matters are not directly regulated by the MPSC.
- NOV – Notice of Violation
- NO_x – Nitrogen Oxides
- NRC – U.S. Nuclear Regulatory Commission
- PG&E – Pacific Gas and Electric Corporation
- PLD – City of Detroit’s Public Lighting Department
- Production tax credits – Tax credits as authorized under Sections 45K and 45 of the Internal Revenue Code that are designed to stimulate investment in and development of alternate fuel sources. The amount of a production tax credit can vary each year as determined by the IRS.
- PSCR – A Power Supply Cost Recovery mechanism authorized by the MPSC that allows DTE Electric to recover through rates its fuel, fuel-related, and purchased power costs.
- RDM – A Revenue Decoupling Mechanism authorized by the MPSC that is designed to minimize the impact on revenues of changes in average customer usage.
- REC – Renewable Energy Credit
- REF – Reduced Emissions Fuel
- Registrants – DTE Energy and DTE Electric
- Retail access – Michigan legislation provided customers the option of access to alternative suppliers for electricity and natural gas.
- RNG – Renewable Natural Gas
- RSN – Remarketable Senior Notes
- RTO – Regional Transmission Organization
- SEC – Securities and Exchange Commission
- SGG – Stonewall Gas Gathering is a midstream natural gas asset located in West Virginia. DTE Energy purchased 55% of SGG in October 2016, and this asset is part of DTE Energy's Gas Storage and Pipelines segment.
- Shenango – Shenango Incorporated is a coke battery plant located in Pittsburgh, PA, and is included in the Power and Industrial Projects segment.
- SO₂ – Sulfur Dioxide

Name of Respondent	This Report is:	Date of Report	Year/Period of Report
DTE Electric Company	(1) <input checked="" type="checkbox"/> An Original (2) <input type="checkbox"/> A Resubmission	(Mo, Da, Yr) / /	2018/Q4
NOTES TO FINANCIAL STATEMENTS (Continued)			

- TCJA – Tax Cuts and Jobs Act of 2017
- TCJA rate reduction liability – Beginning January 1, 2018, as a result of the change in the corporate tax rate, DTE Electric and DTE Gas have reduced revenue and recorded an offsetting regulatory liability.
- Topic 606 – FASB issued ASU No. 2014-09, Revenue from Contracts with Customers, as amended
- TRIA – Terrorism Risk Insurance Program Reauthorization Act of 2015
- TRM – A Transitional Reconciliation Mechanism authorized by the MPSC that allows DTE Electric to recover through rates the deferred net incremental revenue requirement associated with the transition of PLD customers to DTE Electric's distribution system.
- VEBA – Voluntary Employees Beneficiary Association
- VIE – Variable Interest Entity
- Bcf – Billion cubic feet of natural gas
- BTU – Heat value (energy content) of fuel
- kWh – Kilowatthour of electricity
- MDth/d – Million dekatherms per day
- MMBtu – One million BTU
- MW – Megawatt of electricity
- MWh – Megawatthour of electricity

Instruction 6

DTE Electric's Notes to Consolidated Financial Statements have been combined with DTE Energy Company and are prepared in conformity with generally accepted accounting principles. Accordingly, certain footnotes are not reflective of DTE Electric's financial statements contained herein.

The footnotes included herein are from DTE Electric's annual report as of December 31, 2018, which are prepared on a consolidated basis as permitted by instruction 6 on page 122 of this report. The accompanying financial statements on pages 110-122B have been prepared in accordance with the accounting requirements of the MPSC as set forth in its Uniform System of Accounts (USOA). The principal differences of this basis of accounting from accounting principles generally accepted in the United States (U.S. GAAP) result in various financial statement classification differences, but do not result in net income differences. The following are the significant differences between MPSC reporting and U.S. GAAP:

- *Accumulated Deferred Income Taxes* – Accumulated deferred income taxes are classified as non-current for U.S. GAAP financial reporting purposes by presenting net non-current assets and liabilities on the balance sheet in accordance with ASC 740, Income Taxes. To comply with USOA, deferred income tax assets are reported as accumulated deferred income taxes within non-current deferred debits separate from deferred income tax liabilities, which are reported as accumulated deferred income taxes within non-current deferred credits.

In accordance with guidance issued by FERC in May 2007 (Docket No. AI07-2-000, Accounting and Financial Reporting for Uncertainty in Income Taxes), ASC 740-10 liabilities established for uncertain tax positions related to temporary differences recorded in accrued taxes, have been reclassified to the accumulated deferred income tax accounts, if applicable. ASC 740-10 requires interest and penalties, if applicable, to be accrued on differences between tax positions recognized in our financial statements and the amount claimed, or expected to be claimed, on the tax return. DTE Electric's policy for U.S. GAAP financial reporting purposes is to include interest and penalties accrued, if any, on uncertain tax positions as part of income tax expense in the income statement. To comply with USOA, interest expense and penalties, if any, attributable to uncertain tax positions are included in account 431, Interest Expense and Account 426.3, Penalties, respectively.

Name of Respondent	This Report is:	Date of Report	Year/Period of Report
DTE Electric Company	(1) <input checked="" type="checkbox"/> An Original (2) <input type="checkbox"/> A Resubmission	(Mo, Da, Yr) / /	2018/Q4
NOTES TO FINANCIAL STATEMENTS (Continued)			

- *Accumulated Depreciation and Amortization* – Capital lease amortization is included in accumulated depreciation and amortization for U.S. GAAP purposes and is netted against the capital lease asset under the USOA.
- *Accumulated Removal Costs* – The accumulated removal costs for the regulated property, plant, and equipment that do not meet the definition of an asset retirement obligation under ASC 410, Asset Retirement and Environmental Obligations, are classified as a regulatory liability under U.S. GAAP and as accumulated provision for depreciation under the USOA.
- *Debt* – Current portions of long-term debt and bonds are classified as current liabilities for U.S. GAAP reporting. For USOA all long-term liabilities and bonds both current and non-current portions are considered non-current liabilities.
- *Debt Issuance Costs* – Any deferred costs associated with a specific debt issuance as required by U.S. GAAP is to be presented as a reduction to debt on the consolidated statements of financial position. Under the USOA, unamortized debt issuance costs are deferred debits on the comparative balance sheet.
- *Derivative Assets and Liabilities* – For U.S. GAAP purposes, derivative assets and liabilities are marked-to-market and charged to a regulatory asset or liability. However, for USOA these balances are eliminated.
- *Investments in Subsidiaries* – DTE Electric’s investments in its subsidiaries are accounted for under the equity method of accounting in accordance with USOA. For U.S. GAAP the assets, liabilities, revenues and expenses of these subsidiaries are consolidated.
- *Reduced Emission Fuels (REF) Inventory* – DTE Electric sells coal to an affiliate to be chemically treated in order to produce refined coal with lower emissions. After treatment, the Company buys back the refined coal for use in the power plant. The inventory is sold at book value under a valid, executed contract and the title is legally transferred from DTE Electric to the affiliate. For USOA, the transaction represents a legal sale and therefore the ledger of DTE Electric reflects the sale and reduction of inventory. For U.S. GAAP purposes, this is considered a product financing arrangement and does not qualify for treatment as a legal sale. Therefore, the inventory is reclassified back to the general ledger of DTE Electric for SEC reporting.
- *Renewable Energy Credits and Emission Allowances* – For U.S. GAAP purpose, RECs and emission allowances are classified as intangible assets whereas for USOA they are classified as inventory.
- *Unamortized Loss on Reacquired Debt and Energy Costs Receivable or Refundable through Rate Adjustments* – Under U.S. GAAP reporting these are shown as regulatory assets and liabilities whereas for USOA these are shown as deferred debits and current assets and liabilities.
- *Undepreciated Costs on Retiring Plants* — Deferral of undepreciated costs on remaining coal power plants expected to be retired within the 2020 to 2023 time-frame and are recognized as a regulatory asset for U.S. GAAP reporting as approved by the MPSC. Under USOA, the undepreciated costs are included as accumulated provision for depreciation.

Name of Respondent	This Report is: (1) <input checked="" type="checkbox"/> An Original (2) <input type="checkbox"/> A Resubmission	Date of Report (Mo, Da, Yr) / /	Year/Period of Report 2018/Q4
DTE Electric Company			
NOTES TO FINANCIAL STATEMENTS (Continued)			

- Pension and Postretirement Benefit Costs* – Pension and postretirement benefit costs are recognized for U.S. GAAP financial reporting purposes based on the provisions of Accounting Standards Update (ASU) No. 2017-07, Improving the Presentation of Net Periodic Pension Cost and Net Periodic Postretirement Benefit Cost. ASU No. 2017-07 requires that the service cost component of net benefit costs be reported with other compensation costs arising from services rendered by employees, while presenting the other cost components outside of income from operations. The ASU also allows only the service cost component to be eligible for capitalization when applicable. Effective January 1, 2018, DTE Electric elected to capitalize only the service cost component of net benefit costs. To comply with the USOA, all pension and postretirement benefit costs are included as a component of operating expense on the statement of income. As a result of multi-employer accounting treatment for U.S. GAAP, capitalized costs associated with the pension plan are reflected within Property, plant, and equipment. These same capitalized costs are shown as regulatory assets/liabilities in accordance with the USOA.
- Other Reclassifications* – Certain other reclassifications of balance sheet, income statement and cash flow amounts have been made in order to conform to the USOA.

Name of Respondent	This Report is:	Date of Report	Year/Period of Report
DTE Electric Company	(1) <input checked="" type="checkbox"/> An Original (2) <input type="checkbox"/> A Resubmission	(Mo, Da, Yr) / /	2018/Q4
NOTES TO FINANCIAL STATEMENTS (Continued)			

Index of Combined Notes to Consolidated Financial Statements

The Combined Notes to Consolidated Financial Statements are a combined presentation for DTE Energy and DTE Electric. The following list indicates the Registrant(s) to which each note applies:

Note 1	Organization and Basis of Presentation	DTE Energy and DTE Electric
Note 2	Significant Accounting Policies	DTE Energy and DTE Electric
Note 3	New Accounting Pronouncements	DTE Energy and DTE Electric
Note 4	Revenue	DTE Energy and DTE Electric
Note 5	Goodwill	DTE Energy
Note 6	Property, Plant, and Equipment	DTE Energy and DTE Electric
Note 7	Jointly-Owned Utility Plant	DTE Energy and DTE Electric
Note 8	Asset Retirement Obligations	DTE Energy and DTE Electric
Note 9	Regulatory Matters	DTE Energy and DTE Electric
Note 10	Income Taxes	DTE Energy and DTE Electric
Note 11	Earnings Per Share	DTE Energy
Note 12	Fair Value	DTE Energy and DTE Electric
Note 13	Financial and Other Derivative Instruments	DTE Energy and DTE Electric
Note 14	Long-Term Debt	DTE Energy and DTE Electric
Note 15	Preferred and Preference Securities	DTE Energy and DTE Electric
Note 16	Short-Term Credit Arrangements and Borrowings	DTE Energy and DTE Electric
Note 17	Capital and Operating Leases	DTE Energy and DTE Electric
Note 18	Commitments and Contingencies	DTE Energy and DTE Electric
Note 19	Nuclear Operations	DTE Energy and DTE Electric
Note 20	Retirement Benefits and Trusteed Assets	DTE Energy and DTE Electric
Note 21	Stock-Based Compensation	DTE Energy and DTE Electric
Note 22	Segment and Related Information	DTE Energy
Note 23	Related Party Transactions	DTE Electric
Note 24	Supplementary Quarterly Financial Information (Unaudited)	DTE Energy and DTE Electric

Name of Respondent	This Report is:	Date of Report	Year/Period of Report
DTE Electric Company	(1) <input checked="" type="checkbox"/> An Original (2) <input type="checkbox"/> A Resubmission	(Mo, Da, Yr) / /	2018/Q4
NOTES TO FINANCIAL STATEMENTS (Continued)			

NOTE 1 — ORGANIZATION AND BASIS OF PRESENTATION

Corporate Structure

DTE Energy owns the following businesses:

- DTE Electric is a public utility engaged in the generation, purchase, distribution, and sale of electricity to approximately 2.2 million customers in southeastern Michigan;
- DTE Gas is a public utility engaged in the purchase, storage, transportation, distribution, and sale of natural gas to approximately 1.3 million customers throughout Michigan and the sale of storage and transportation capacity; and
- Other businesses involved in 1) services related to the gathering, transportation, and storage of natural gas; 2) power and industrial projects; and 3) energy marketing and trading operations.

DTE Electric and DTE Gas are regulated by the MPSC. Certain activities of DTE Electric and DTE Gas, as well as various other aspects of businesses under DTE Energy are regulated by the FERC. In addition, the Registrants are regulated by other federal and state regulatory agencies including the NRC, the EPA, the MDEQ, and for DTE Energy, the CFTC.

Basis of Presentation

The accompanying Consolidated Financial Statements of the Registrants are prepared using accounting principles generally accepted in the United States of America. These accounting principles require management to use estimates and assumptions that impact reported amounts of assets, liabilities, revenues and expenses, and the disclosure of contingent assets and liabilities. Actual results may differ from the Registrants' estimates.

The information in these combined notes relates to each of the Registrants as noted in the Index of Combined Notes to Consolidated Financial Statements. However, DTE Electric does not make any representation as to information related solely to DTE Energy or the subsidiaries of DTE Energy other than itself.

Certain prior year balances for the Registrants were reclassified to match the current year's Consolidated Financial Statements presentation.

Due to the implementation of ASU 2017-07, amounts previously included in Operation and maintenance were reclassified to Non-operating retirement benefits, net on the Consolidated Statements of Operations. See Note 3 to the Consolidated Financial Statements, "New Accounting Pronouncements."

Principles of Consolidation

The Registrants consolidate all majority-owned subsidiaries and investments in entities in which they have controlling influence. Non-majority owned investments are accounted for using the equity method when the Registrants are able to significantly influence the operating policies of the investee. When the Registrants do not influence the operating policies of an investee, the cost method is used. These Consolidated Financial Statements also reflect the Registrants' proportionate interests in certain jointly-owned utility plants. The Registrants eliminate all intercompany balances and transactions.

Name of Respondent	This Report is:	Date of Report	Year/Period of Report
DTE Electric Company	(1) <input checked="" type="checkbox"/> An Original (2) <input type="checkbox"/> A Resubmission	(Mo, Da, Yr) / /	2018/Q4
NOTES TO FINANCIAL STATEMENTS (Continued)			

The Registrants evaluate whether an entity is a VIE whenever reconsideration events occur. The Registrants consolidate VIEs for which they are the primary beneficiary. If a Registrant is not the primary beneficiary and an ownership interest is held, the VIE is accounted for under the equity method of accounting. When assessing the determination of the primary beneficiary, a Registrant considers all relevant facts and circumstances, including: the power, through voting or similar rights, to direct the activities of the VIE that most significantly impact the VIE's economic performance and the obligation to absorb the expected losses and/or the right to receive the expected returns of the VIE. The Registrants perform ongoing reassessments of all VIEs to determine if the primary beneficiary status has changed.

Legal entities within DTE Energy's Power and Industrial Projects segment enter into long-term contractual arrangements with customers to supply energy-related products or services. The entities are generally designed to pass-through the commodity risk associated with these contracts to the customers, with DTE Energy retaining operational and customer default risk. These entities generally are VIEs and consolidated when DTE Energy is the primary beneficiary. In addition, DTE Energy has interests in certain VIEs through which control of all significant activities is shared with partners, and therefore are generally accounted for under the equity method.

DTE Energy owns a 55% interest in SGG, which owns and operates midstream natural gas assets. SGG has contracts through which certain construction risk is designed to pass-through to the customers, with DTE Energy retaining operational and customer default risk. SGG is a VIE with DTE Energy as the primary beneficiary.

The Registrants have variable interests in NEXUS, which include DTE Energy's 50% ownership interest and DTE Electric's transportation services contract. NEXUS is a joint venture which owns a 256-mile pipeline to transport Utica and Marcellus shale gas to Ohio, Michigan, and Ontario market centers. NEXUS is a VIE as it has insufficient equity at risk to finance its activities. The Registrants are not the primary beneficiaries, as the power to direct significant activities is shared between the owners of the equity interests. DTE Energy accounts for its ownership interest in NEXUS under the equity method.

The Registrants hold ownership interests in certain limited partnerships. The limited partnerships include investment funds which support regional development and economic growth, as well as, an operational business providing energy-related products. These entities are generally VIEs as a result of certain characteristics of the limited partnership voting rights. The ownership interests are accounted for under the equity method as the Registrants are not the primary beneficiaries.

DTE Energy has variable interests in VIEs through certain of its long-term purchase and sale contracts. DTE Electric has variable interests in VIEs through certain of its long-term purchase contracts. As of December 31, 2018, the carrying amount of assets and liabilities in DTE Energy's Consolidated Statements of Financial Position that relate to its variable interests under long-term purchase and sale contracts are predominantly related to working capital accounts and generally represent the amounts owed by or to DTE Energy for the deliveries associated with the current billing cycle under the contracts. As of December 31, 2018, the carrying amount of assets and liabilities in DTE Electric's Consolidated Statements of Financial Position that relate to its variable interests under long-term purchase contracts are predominantly related to working capital accounts and generally represent the amounts owed by DTE Electric for the deliveries associated with the current billing cycle under the contracts. The Registrants have not provided any significant form of financial support associated with these long-term contracts. There is no significant potential exposure to loss as a result of DTE Energy's variable interests through these long-term purchase and sale contracts. In addition, there is no significant potential exposure to loss as a result of DTE Electric's variable interests through these long-term purchase contracts.

Name of Respondent	This Report is:	Date of Report	Year/Period of Report
DTE Electric Company	(1) <input checked="" type="checkbox"/> An Original (2) <input type="checkbox"/> A Resubmission	(Mo, Da, Yr) / /	2018/Q4
NOTES TO FINANCIAL STATEMENTS (Continued)			

The maximum risk exposure for consolidated VIEs is reflected on the Registrants' Consolidated Statements of Financial Position and for DTE Energy, in Note 18 to the Consolidated Financial Statements, "Commitments and Contingencies," related to the REF guarantees and indemnities. For non-consolidated VIEs, the maximum risk exposure of the Registrants is generally limited to their investment, notes receivable, future funding commitments, and amounts which DTE Energy has guaranteed. See Note 18 to the Consolidated Financial Statements, "Commitments and Contingencies," for further discussion of the NEXUS guarantee arrangements.

The following table summarizes the major Consolidated Statements of Financial Position items for consolidated VIEs as of December 31, 2018 and 2017. All assets and liabilities of a consolidated VIE are presented where it has been determined that a consolidated VIE has either (1) assets that can be used only to settle obligations of the VIE or (2) liabilities for which creditors do not have recourse to the general credit of the primary beneficiary. VIEs, in which DTE Energy holds a majority voting interest and is the primary beneficiary, that meet the definition of a business and whose assets can be used for purposes other than the settlement of the VIE's obligations have been excluded from the table below.

Amounts for DTE Energy's consolidated VIEs are as follows:

	December 31, 2018			December 31, 2017		
	SGG(a)	Other	Total	SGG(a)	Other	Total
(In millions)						
ASSETS						
Cash and cash equivalents	\$ 25	\$ 14	\$ 39	\$ 23	\$ 14	\$ 37
Restricted cash	—	5	5	—	8	8
Accounts receivable	9	37	46	11	42	53
Inventories	1	92	93	3	114	117
Property, plant, and equipment, net	395	46	441	400	75	475
Goodwill	25	—	25	25	—	25
Intangible assets	557	—	557	572	—	572
Other current and long-term assets	3	—	3	4	—	4
	<u>\$ 1,015</u>	<u>\$ 194</u>	<u>\$ 1,209</u>	<u>\$ 1,038</u>	<u>\$ 253</u>	<u>\$ 1,291</u>
LIABILITIES						
Accounts payable and accrued current liabilities	\$ 3	\$ 31	\$ 34	\$ 26	\$ 47	\$ 73
Current portion long-term debt, including capital leases	—	—	—	—	4	4
Mortgage bonds, notes, and other	—	—	—	—	1	1
Other current and long-term liabilities	9	10	19	1	16	17
	<u>\$ 12</u>	<u>\$ 41</u>	<u>\$ 53</u>	<u>\$ 27</u>	<u>\$ 68</u>	<u>\$ 95</u>

(a) Amounts shown are 100% of SGG's assets and liabilities, of which DTE Energy owns 55%.

Name of Respondent	This Report is:	Date of Report	Year/Period of Report
DTE Electric Company	(1) <input checked="" type="checkbox"/> An Original (2) <input type="checkbox"/> A Resubmission	(Mo, Da, Yr) / /	2018/Q4
NOTES TO FINANCIAL STATEMENTS (Continued)			

Amounts for DTE Energy's non-consolidated VIEs are as follows:

	December 31,	
	2018	2017
	(In millions)	
Investments in equity method investees	\$ 1,425	\$ 811
Notes receivable	\$ 15	\$ 17
Future funding commitments	\$ 55	\$ 598

Equity Method Investments

Investments in non-consolidated affiliates that are not controlled by the Registrants, but over which they have significant influence, are accounted for using the equity method. Certain of the equity method investees are also considered VIEs and disclosed in the non-consolidated VIEs table above. At December 31, 2018 and 2017, DTE Energy's share of the underlying equity in the net assets of the investees exceeded the carrying amounts of Investments in equity method investees by \$59 million and \$72 million, respectively. The difference is being amortized over the life of the underlying assets.

DTE Energy equity method investees are described below:

Segment	Investments		% Owned		Description
	2018	2017	2018	2017	
	(In millions)				
Significant Equity Method Investees					
Gas Storage and Pipelines					
NEXUS Pipeline	\$ 1,260	\$ 640	50%	50%	256-mile pipeline to transport Utica and Marcellus shale gas to Ohio, Michigan, and Ontario market centers
Vector Pipeline	123	115	40%	40%	348-mile pipeline connecting Chicago, Michigan, and Ontario market centers
Millennium Pipeline	202	124	26%	26%	269-mile pipeline serving markets in the Northeast
	<u>1,585</u>	<u>879</u>			
Other Equity Method Investees					
Other Segments	186	194			
	<u>\$ 1,771</u>	<u>\$ 1,073</u>			

The balances in Other Equity Method Investees are individually insignificant and are primarily from the Power and Industrial Projects segment. These investments are comprised of projects that deliver energy and utility-type products and services to an industrial customer, sell electricity from renewable energy projects under long-term power purchase agreements, and produce and sell metallurgical coke.

Name of Respondent	This Report is:	Date of Report	Year/Period of Report
DTE Electric Company	(1) <input checked="" type="checkbox"/> An Original (2) <input type="checkbox"/> A Resubmission	(Mo, Da, Yr) / /	2018/Q4
NOTES TO FINANCIAL STATEMENTS (Continued)			

For further information by segment, see Note 22 to the Consolidated Financial Statements, "Segment and Related Information."

The following table presents summarized financial information of subsidiaries not consolidated and 50 percent or less owned by DTE Energy. The amounts included in the table below represents 100% of the results of continuing operations of such entities accounted for under the equity method of accounting.

Summarized balance sheet data is as follows:

	December 31,	
	2018	2017
	(In millions)	
Current Assets	\$ 358	\$ 344
Non-current assets	\$ 5,101	\$ 3,576
Current Liabilities	\$ 391	\$ 345
Non-current liabilities	\$ 762	\$ 858

Summarized income statement data is as follows:

	December 31,		
	2018	2017	2016
	(In millions)		
Operating Revenues	\$ 883	\$ 756	\$ 767
Operating Expenses	\$ 622	\$ 561	\$ 526
Net Income	\$ 365	\$ 254	\$ 225

NOTE 2 — SIGNIFICANT ACCOUNTING POLICIES

Other Income

Other income for the Registrants is recognized for non-operating income such as equity earnings of equity method investees, allowance for equity funds used during construction, contract services, and gains (losses) from trading securities. DTE Energy's Power and Industrial Projects segment also recognizes Other income in connection with the sale of membership interests in reduced emissions fuel facilities to investors. In exchange for the cash received, the investors will receive a portion of the economic attributes of the facilities, including income tax attributes. The transactions are not treated as a sale of membership interests for financial reporting purposes. Other income related to fixed non-refundable cash payments received from investors for which the earnings process is not contingent upon production of refined coal is recognized on a straight-line basis over the non-cancelable contract term as the economic benefit from the ownership of the facility is transferred to investors. Other income related to cash payments that is contingent upon production of refined coal is considered earned and recognized when the contingency regarding the timing and amount of payment is resolved, generally as refined coal is produced and tax credits are generated.

Name of Respondent	This Report is:	Date of Report	Year/Period of Report
DTE Electric Company	(1) <input checked="" type="checkbox"/> An Original (2) <input type="checkbox"/> A Resubmission	(Mo, Da, Yr) / /	2018/Q4
NOTES TO FINANCIAL STATEMENTS (Continued)			

The following is a summary of DTE Energy's Other income:

	2018	2017	2016
	(In millions)		
Equity earnings of equity method investees	\$ 132	\$ 102	\$ 68
Income from REF entities	98	77	75
Contract services	51	19	21
Allowance for equity funds used during construction	28	23	21
Gains from trading securities	6	26	15
Other	18	21	7
	<u>\$ 333</u>	<u>\$ 268</u>	<u>\$ 207</u>

The following is a summary of DTE Electric's Other income:

	2018	2017	2016
	(In millions)		
Contract services	\$ 51	\$ 21	\$ 20
Allowance for equity funds used during construction	19	18	18
Gains from trading securities allocated from DTE Energy	6	26	15
Other	7	12	8
	<u>\$ 83</u>	<u>\$ 77</u>	<u>\$ 61</u>

For information on equity earnings of equity method investees by segment, see Note 22 to the Consolidated Financial Statements, "Segment and Related Information."

Accounting for ISO Transactions

DTE Electric participates in the energy market through MISO. MISO requires that DTE Electric submit hourly day-ahead, real-time, and FTR bids and offers for energy at locations across the MISO region. DTE Electric accounts for MISO transactions on a net hourly basis in each of the day-ahead, real-time, and FTR markets and net transactions across all MISO energy market locations. In any single hour DTE Electric records net purchases in Fuel, purchased power, and gas — utility and net sales in Operating Revenues — Utility operations on the Registrants' Consolidated Statements of Operations.

The Energy Trading segment participates in the energy markets through various ISOs and RTOs. These markets require that Energy Trading submits hourly day-ahead, real-time bids and offers for energy at locations across each region. Energy Trading submits bids in the annual and monthly auction revenue rights and FTR auctions to the RTOs. Energy Trading accounts for these transactions on a net hourly basis for the day-ahead, real-time, and FTR markets. These transactions are related to trading contracts which, if derivatives, are presented on a net basis in Operating Revenues — Non-utility operations, and if non-derivatives, the realized gains and losses for sales are recorded in Operating Revenues — Non-utility operations and purchases are recorded in Fuel, purchased power, and gas — non-utility in the DTE Energy Consolidated Statements of Operations.

Name of Respondent	This Report is:	Date of Report	Year/Period of Report
DTE Electric Company	(1) <input checked="" type="checkbox"/> An Original (2) <input type="checkbox"/> A Resubmission	(Mo, Da, Yr) / /	2018/Q4
NOTES TO FINANCIAL STATEMENTS (Continued)			

DTE Electric and Energy Trading record accruals for future net purchases adjustments based on historical experience, and reconcile accruals to actual costs when invoices are received from MISO and other ISOs and RTOs.

Changes in Accumulated Other Comprehensive Income (Loss)

Comprehensive income (loss) is the change in common shareholders' equity during a period from transactions and events from non-owner sources, including Net Income. The amounts recorded to Accumulated other comprehensive income (loss) for the Registrants include unrealized gains and losses on available-for-sale securities and changes in benefit obligations, consisting of deferred actuarial losses and prior service costs. The amounts recorded to Accumulated other comprehensive income (loss) relating solely to DTE Energy also include unrealized gains and losses from derivatives accounted for as cash flow hedges, DTE Energy's interest in other comprehensive income of equity investees which comprise the net unrealized gains and losses on investments, and foreign currency translation adjustments.

The following table summarizes the changes in DTE Energy's Accumulated other comprehensive income (loss) by component^(a) for the years ended December 31, 2018 and 2017:

	Net Unrealized Gain (Loss) on Derivatives	Net Unrealized Gain (Loss) on Investments	Benefit Obligations ^(b)	Foreign Currency Translation	Total
(In millions)					
Balance, December 31, 2016	\$ (4)	\$ (3)	\$ (120)	\$ (6)	\$ (133)
Other comprehensive income (loss) before reclassifications	—	1	(3)	1	(1)
Amounts reclassified from Accumulated other comprehensive income	1	—	13	—	14
Net current-period Other comprehensive income	1	1	10	1	13
Balance, December 31, 2017	\$ (3)	\$ (2)	\$ (110)	\$ (5)	\$ (120)
Implementation of ASU 2016-01	(7)	2	—	—	(5)
Other comprehensive loss before reclassifications	(2)	—	(1)	(2)	(5)
Amounts reclassified from Accumulated other comprehensive income	1	—	9	—	10
Net current-period Other comprehensive income (loss)	(8)	2	8	(2)	—
Balance, December 31, 2018	\$ (11)	\$ —	\$ (102)	\$ (7)	\$ (120)

(a) All amounts are net of tax, except for Foreign currency translation.

(b) The amounts reclassified from Accumulated other comprehensive income (loss) are included in the computation of the net periodic pension and other postretirement benefit costs (see Note 20 to the Consolidated Financial Statements, "Retirement Benefits and Trusteed Assets").

Cash, Cash Equivalents, and Restricted Cash

Cash and cash equivalents include cash on hand, cash in banks, and temporary investments purchased with remaining maturities of three months or less. Restricted cash consists of funds held to satisfy requirements of certain debt and DTE Energy partnership operating agreements. Restricted cash designated for interest and principal payments within one year is classified as a Current Asset.

Name of Respondent	This Report is:	Date of Report	Year/Period of Report
DTE Electric Company	(1) <input checked="" type="checkbox"/> An Original (2) <input type="checkbox"/> A Resubmission	(Mo, Da, Yr) / /	2018/Q4
NOTES TO FINANCIAL STATEMENTS (Continued)			

The following is a table that provides a reconciliation of DTE Energy's Cash and cash equivalents as well as Restricted cash reported within the Consolidated Statements of Financial Position that sum to the total of the same such amounts shown in the Consolidated Statements of Cash Flows:

	2018	2017
	(In millions)	
Cash and cash equivalents	\$ 71	\$ 66
Restricted cash	5	23
Total cash, cash equivalents, and restricted cash shown in the Consolidated Statements of Cash Flows	\$ 76	\$ 89

Receivables

Accounts receivable are primarily composed of trade receivables and unbilled revenue. The Registrants' Accounts receivable are stated at net realizable value.

The allowance for doubtful accounts for DTE Electric and DTE Gas is generally calculated using the aging approach that utilizes rates developed in reserve studies. DTE Electric and DTE Gas establish an allowance for uncollectible accounts based on historical losses and management's assessment of existing economic conditions, customer trends, and other factors. Customer accounts are generally considered delinquent if the amount billed is not received by the due date, which is typically in 21 days, however, factors such as assistance programs may delay aggressive action. DTE Electric and DTE Gas assess late payment fees on trade receivables based on past-due terms with customers. Customer accounts are written off when collection efforts have been exhausted. The time period for write-off is 150 days after service has been terminated.

The customer allowance for doubtful accounts for DTE Energy's other businesses is calculated based on specific review of probable future collections based on receivable balances generally in excess of 30 days.

DTE Energy unbilled revenues of \$1.0 billion at December 31, 2018 and 2017 include \$264 million and \$290 million of DTE Electric unbilled revenues, respectively, included in Customer Accounts receivable.

Notes Receivable

Notes receivable, or financing receivables, for DTE Energy are primarily comprised of capital lease receivables and loans and are included in Notes receivable and Other current assets on DTE Energy's Consolidated Statements of Financial Position. Notes receivable, or financing receivables, for DTE Electric are primarily comprised of loans.

Notes receivable are typically considered delinquent when payment is not received for periods ranging from 60 to 120 days. The Registrants cease accruing interest (nonaccrual status), consider a note receivable impaired, and establish an allowance for credit loss when it is probable that all principal and interest amounts due will not be collected in accordance with the contractual terms of the note receivable. Cash payments received on nonaccrual status notes receivable, that do not bring the account contractually current, are first applied to contractually owed past due interest, with any remainder applied to principal. Accrual of interest is generally resumed when the note receivable becomes contractually current.

Name of Respondent	This Report is:	Date of Report	Year/Period of Report
DTE Electric Company	(1) <input checked="" type="checkbox"/> An Original (2) <input type="checkbox"/> A Resubmission	(Mo, Da, Yr) / /	2018/Q4
NOTES TO FINANCIAL STATEMENTS (Continued)			

In determining the allowance for credit losses for notes receivable, the Registrants consider the historical payment experience and other factors that are expected to have a specific impact on the counterparty's ability to pay. In addition, the Registrants monitor the credit ratings of the counterparties from which they have notes receivable.

Inventories

Inventory related to utility operations is generally valued at average cost. Inventory related to non-utility operations is valued at the lower of cost or net realizable value.

DTE Gas' natural gas inventory of \$48 million and \$29 million as of December 31, 2018 and 2017, respectively, is determined using the last-in, first-out (LIFO) method. The replacement cost of gas in inventory exceeded the LIFO cost by \$113 million and \$81 million at December 31, 2018 and 2017, respectively.

Property, Retirement and Maintenance, and Depreciation and Amortization

Property is stated at cost and includes construction-related labor, materials, overheads, and AFUDC for utility property. The cost of utility properties retired is charged to accumulated depreciation. Expenditures for maintenance and repairs are charged to expense when incurred, except for outage-related maintenance repairs for Fermi 2.

Utility property at DTE Electric and DTE Gas is depreciated over its estimated useful life using straight-line rates approved by the MPSC.

DTE Energy's non-utility property is depreciated over its estimated useful life using the straight-line method.

Depreciation and amortization expense also includes the amortization of certain regulatory assets for the Registrants.

Approximately \$4 million and \$15 million of expenses related to Fermi 2 refueling outages were accrued at December 31, 2018 and 2017, respectively. Amounts are accrued on a pro-rata basis, generally over an 18-month period, that coincides with scheduled refueling outages at Fermi 2. This accrual of outage costs matches the regulatory recovery of these costs in rates set by the MPSC. See Note 9 to the Consolidated Financial Statements, "Regulatory Matters."

The cost of nuclear fuel is capitalized. The amortization of nuclear fuel is included within Fuel, purchased power, and gas — utility in the DTE Energy Consolidated Statements of Operations, and Fuel and purchased power in the DTE Electric Consolidated Statements of Operations, and is recorded using the units-of-production method.

See Note 6 to the Consolidated Financial Statements, "Property, Plant, and Equipment."

Long-Lived Assets

Long-lived assets are reviewed for impairment whenever events or changes in circumstances indicate the carrying amount of an asset may not be recoverable. If the carrying amount of the asset exceeds the expected undiscounted future cash flows generated by the asset, an impairment loss is recognized resulting in the asset being written down to its estimated fair value. Assets to be disposed of are reported at the lower of the carrying amount or fair value, less costs to sell.

Name of Respondent DTE Electric Company	This Report is: (1) <input checked="" type="checkbox"/> An Original (2) <input type="checkbox"/> A Resubmission	Date of Report (Mo, Da, Yr) / /	Year/Period of Report 2018/Q4
NOTES TO FINANCIAL STATEMENTS (Continued)			

Intangible Assets

The Registrants have certain Intangible assets as shown below:

Useful Lives	December 31, 2018			December 31, 2017			
	Gross Carrying Value	Accumulated Amortization	Net Carrying Value	Gross Carrying Value	Accumulated Amortization	Net Carrying Value	
(In millions)							
Intangible assets subject to amortization							
Customer relationships	25 - 40 years ^(a)	\$ 779	\$ (44)	\$ 735	\$ 770	\$ (24)	\$ 746
Contract intangibles	6 to 26 years	159	(66)	93	168	(72)	96
		938	(110)	828	938	(96)	842
DTE Electric renewable energy credits	(b)	20	—	20	24	—	24
DTE Electric emission allowances	(b)	1	—	1	1	—	1
		21	—	21	25	—	25
Long-term intangible assets							
DTE Electric		\$ 21	\$ —	\$ 21	\$ 25	\$ —	\$ 25
DTE Energy		\$ 959	\$ (110)	\$ 849	\$ 963	\$ (96)	\$ 867

(a) The useful life of the customer relationship intangible assets is based on the number of years in which the assets are expected to economically contribute to the business. The expected economic benefit incorporates existing customer contracts and expected renewal rates based on the estimated volume and production lives of gas resources in the region.

(b) Emission allowances and renewable energy credits are charged to expense, using average cost, as the allowances and credits are consumed in the operation of the business.

The following table summarizes DTE Energy's estimated customer relationship and contract intangible amortization expense expected to be recognized during each year through 2023:

	2019	2020	2021	2022	2023
(In millions)					
Estimated amortization expense	\$ 27	\$ 26	\$ 25	\$ 25	\$ 25

DTE Energy amortizes customer relationship and contract intangible assets on a straight-line basis over the expected period of benefit. DTE Energy's Intangible assets amortization expense was \$27 million in 2018, \$29 million in 2017, and \$16 million in 2016.

Name of Respondent DTE Electric Company	This Report is: (1) <input checked="" type="checkbox"/> An Original (2) <input type="checkbox"/> A Resubmission	Date of Report (Mo, Da, Yr) / /	Year/Period of Report 2018/Q4
NOTES TO FINANCIAL STATEMENTS (Continued)			

Excise and Sales Taxes

The Registrants record the billing of excise and sales taxes as a receivable with an offsetting payable to the applicable taxing authority, with no net impact on the Registrants' Consolidated Statements of Operations.

Deferred Debt Costs

The costs related to the issuance of long-term debt are deferred and amortized over the life of each debt issue. The deferred amounts are included as a direct deduction from the carrying amount of each debt issue in Mortgage bonds, notes, and other and Junior subordinated debentures on DTE Energy's Consolidated Statements of Financial Position and in Mortgage bonds, notes, and other on DTE Electric's Consolidated Statements of Financial Position. In accordance with MPSC regulations applicable to DTE Energy's electric and gas utilities, the unamortized discount, premium, and expense related to utility debt redeemed with a refinancing are amortized over the life of the replacement issue. Discount, premium, and expense on early redemptions of debt associated with DTE Energy's non-utility operations are charged to earnings.

Investments in Debt and Equity Securities

The Registrants generally record investments in debt and equity securities at market value with unrealized gains or losses included in earnings. Changes in the fair value of Fermi 2 nuclear decommissioning investments are recorded as adjustments to Regulatory assets or liabilities, due to a recovery mechanism from customers. The Registrants' equity investments are reviewed for impairment each reporting period. If the assessment indicates that an impairment exists, a loss is recognized resulting in the equity investment being written down to its estimated fair value. See Note 12 of the Consolidated Financial Statements, "Fair Value."

DTE Energy Foundation

DTE Energy's charitable contributions to the DTE Energy Foundation were \$22 million, \$43 million, and \$26 million for the years ended December 31, 2018, 2017, and 2016, respectively. The DTE Energy Foundation is a non-consolidated not-for-profit private foundation, the purpose of which is to contribute to and assist charitable organizations.

Other Accounting Policies

See the following notes for other accounting policies impacting the Registrants' Consolidated Financial Statements:

Note	Title
4	Revenue
8	Asset Retirement Obligations
9	Regulatory Matters
10	Income Taxes
12	Fair Value
13	Financial and Other Derivative Instruments
20	Retirement Benefits and Trusteed Assets
21	Stock-Based Compensation

Name of Respondent	This Report is:	Date of Report (Mo, Da, Yr)	Year/Period of Report
DTE Electric Company	(1) <input checked="" type="checkbox"/> An Original (2) <input type="checkbox"/> A Resubmission	/ /	2018/Q4
NOTES TO FINANCIAL STATEMENTS (Continued)			

NOTE 3 — NEW ACCOUNTING PRONOUNCEMENTS

Recently Adopted Pronouncements

In May 2014, the FASB issued ASU No. 2014-09, *Revenue from Contracts with Customers (Topic 606)*, as amended. The objectives of this ASU are to improve upon revenue recognition requirements by providing a single comprehensive model to determine the measurement of revenue and timing of recognition. The core principle is that an entity will recognize revenue to depict the transfer of goods or services to customers at an amount that the entity expects to be entitled to in exchange for those goods or services. This ASU also required expanded qualitative and quantitative disclosures regarding the nature, amount, timing, and uncertainty of revenues and cash flows arising from contracts with customers. The standard is to be applied using either a full retrospective or modified retrospective approach. The Registrants adopted the standard effective January 1, 2018, using the modified retrospective approach. Under the modified retrospective approach, the information for periods prior to the adoption date has not been restated and continues to be reported under the accounting standards in effect for those periods. As permitted under the standard, the Registrants have elected to apply the guidance only to those contracts that were not completed at January 1, 2018, and have elected not to restate the impacts of any contract modifications made prior to the earliest period presented.

The adoption of the ASU did not have a significant impact on the Registrants' financial position or results of operations, but required additional disclosures for revenue. See Note 4 to the Consolidated Financial Statements, "Revenue."

In March 2017, the FASB issued ASU No. 2017-07, *Compensation — Retirement Benefits (Topic 715): Improving the Presentation of Net Periodic Pension Cost and Net Periodic Postretirement Benefit Cost*. The amendments in this update required that an employer report the service cost component in the same line item or items as other compensation costs arising from services rendered by the pertinent employees during the period. The other components of net benefit cost are required to be presented in the income statement separately from the service cost component and outside of income from operations. The amendments in this update also allow only the service cost component to be eligible for capitalization when applicable. The Registrants adopted the standard effective January 1, 2018. The standard has been applied retrospectively for the presentation of the service cost component and the other components of net periodic pension cost and net periodic postretirement benefit cost in the income statement and prospectively for the capitalization of the service cost component of net periodic pension cost and net periodic postretirement benefit in assets. As permitted by the standard, the Registrants have used benefit cost amounts disclosed for prior periods as the basis for retrospective application in the income statement. As a result of regulatory mechanisms, the impact to the Consolidated Financial Statements was not material for the year ended December 31, 2018.

In January 2016, the FASB issued ASU No. 2016-01, *Financial Instruments — Overall (Subtopic 825-10): Recognition and Measurement of Financial Assets and Financial Liabilities*, as amended. The new guidance is intended to improve the recognition and measurement of financial instruments. The guidance primarily impacts accounting for equity investments in unconsolidated entities (other than those accounted for using the equity method of accounting) and financial liabilities under the fair value option. The guidance requires equity investments to be generally measured at fair value, with subsequent changes in fair value recognized in net income. The guidance requires entities to make a cumulative-effect adjustment to the Statements of Financial Position as of the beginning of the first reporting period in which the guidance is effective. The Registrants adopted the standard effective January 1, 2018. Upon adoption, DTE Energy and DTE Electric recorded a cumulative-effect adjustment to reclassify \$5 million and \$3 million of unrealized gains from Accumulated other comprehensive income (loss) to Retained earnings, respectively.

Name of Respondent	This Report is:	Date of Report	Year/Period of Report
DTE Electric Company	(1) <input checked="" type="checkbox"/> An Original (2) <input type="checkbox"/> A Resubmission	(Mo, Da, Yr) / /	2018/Q4
NOTES TO FINANCIAL STATEMENTS (Continued)			

In March 2018, the FASB issued ASU No. 2018-05, *Income Taxes (Topic 740): Amendments to SEC paragraphs pursuant to SEC Staff Accounting Bulletin No. 118*. The Amendments in this update add various SEC paragraphs pursuant to the issuance of SEC Staff Accounting Bulletin No. 118, *Income Tax Accounting Implications of the Tax Cuts and Jobs Act (SAB 118)*. SAB 118 directs taxpayers to consider the implications of the TCJA as provisional when it does not have the necessary information available, prepared, or analyzed in reasonable detail to complete its accounting for the change in the tax law. As described in Note 10 to the Consolidated Financial Statements, "Income Taxes," within the combined DTE Energy and DTE Electric 2017 Annual Report on Form 10-K and in accordance with SAB 118, the Registrants recorded amounts that were considered provisional. During the year ended December 31, 2018, DTE Energy and DTE Electric finalized their SAB 118 analysis and recorded true-up adjustments to the remeasurement of deferred taxes of \$21 million and \$7 million, respectively. The impact of the true-up adjustments was an increase in Income Tax Expense, of which \$17 million was attributable to the regulated utilities and increased Regulatory liabilities. The true-up adjustments were a result of further analysis for items subject to further consideration at December 31, 2017, under SAB 118 and primarily related to timing differences not recoverable from DTE Electric and DTE Gas customers.

Recently Issued Pronouncements

In February 2016, the FASB issued ASU No. 2016-02, *Leases (Topic 842)*, as amended. This guidance requires a lessee to account for leases as finance or operating leases, and disclose key information about leasing arrangements. Both types of leases will result in the lessee recognizing a right-of-use asset and a corresponding lease liability on its balance sheet, with differing methodology for income statement recognition, depending on the lease classification. The Registrants will adopt the standard on January 1, 2019. The standard allows lessees and lessors to apply either, 1) a modified retrospective approach for leases existing or entered into after the beginning of the earliest comparative period in the Consolidated Financial Statements, or 2) a prospective transition approach for leases existing as of January 1, 2019 with a cumulative effect adjustment to be recorded to retained earnings. The Registrants will apply the standard on a prospective basis. The Registrants will elect the package of practical expedients allowing entities to not reassess whether an agreement is a lease, to carryforward the existing lease classification, and to not reassess initial direct costs associated with existing leases. These practical expedients apply to leases that commenced prior to January 1, 2019. The Registrants will also elect to exclude leases from the balance sheet that are for a period of one year or less, as well as, the practical expedient allowing entities to not evaluate land easements under the new guidance at adoption if they were not previously accounted for as leases.

A third-party software tool has been implemented that will assist with the initial adoption and ongoing compliance of the standard. The Registrants are implementing new business processes, internal controls, and accounting policies. The Registrants are in the process of drafting disclosures to satisfy the standard's requirements. In addition, the Registrants are continuing to monitor utility industry implementation guidance and interpretation. While the Registrants expect an increase in assets and liabilities, as well as additional disclosures, they are still assessing the impact of this ASU on their Consolidated Financial Statements.

In June 2016, the FASB issued ASU No. 2016-13, *Financial Instruments — Credit Losses (Topic 326): Measurement of Credit Losses on Financial Instruments*. The amendments in this update replace the incurred loss impairment methodology in current generally accepted accounting principles with a methodology that reflects expected credit losses and requires consideration of a broader range of reasonable and supportable information to inform credit loss estimates. Entities will apply the new guidance as a cumulative-effect adjustment to retained earnings as of the beginning of the first reporting period in which the guidance is adopted. The ASU is effective for the Registrants beginning after December 15, 2019, and interim periods therein. Early adoption is permitted. The Registrants are currently assessing the impact of this standard on their Consolidated Financial Statements.

Name of Respondent	This Report is:	Date of Report	Year/Period of Report
DTE Electric Company	(1) <input checked="" type="checkbox"/> An Original (2) <input type="checkbox"/> A Resubmission	(Mo, Da, Yr) / /	2018/Q4
NOTES TO FINANCIAL STATEMENTS (Continued)			

In February 2018, the FASB issued ASU No. 2018-02, *Income Statement — Reporting Comprehensive Income (Topic 220): Reclassification of Certain Tax Effects from Accumulated Other Comprehensive Income*. The amendments in this update allow a reclassification from accumulated other comprehensive income to retained earnings for stranded tax effects resulting from the TCJA. The amendments in this update also require entities to disclose their accounting policy for releasing income tax effects from accumulated other comprehensive income. The ASU is effective for the Registrants for fiscal years beginning after December 15, 2018, and interim periods therein. Early adoption is permitted. The Registrants are currently assessing the impact of this standard on their Consolidated Financial Statements.

In August 2018, the FASB issued ASU No. 2018-13, *Fair Value Measurements (Topic 820): Disclosure Framework — Changes to the Disclosure Requirements for Fair Value Measurement*. The amendments in this update modify the disclosure requirements on fair value measurements in Topic 820. The ASU is effective for the Registrants for fiscal years beginning after December 15, 2019, and interim periods therein. Early adoption is permitted. The Registrants are currently assessing the impact of this standard on their Consolidated Financial Statements.

In August 2018, the FASB issued ASU No. 2018-14, *Compensation — Retirement Benefits — Defined Benefit Plans (Subtopic 715-20): Disclosure Framework — Changes to the Disclosure requirements for employers that sponsor defined benefit pension or other postretirement plans*. The amendments in this update modify the disclosure requirements for employers that sponsor defined benefit pension or other postretirement plans. The ASU is effective for the Registrants for fiscal years ending after December 15, 2020. Early adoption is permitted. The Registrants are currently assessing the impact of this standard on their Consolidated Financial Statements.

In August 2018, the FASB issued ASU No. 2018-15, *Intangibles — Goodwill and Other — Internal-Use Software (Subtopic 350-40): Customer's Accounting for Implementation Costs Incurred in a Cloud Computing Arrangement That is a Service Contract*. The amendments in this update align the requirements for capitalizing implementation costs incurred in a hosting arrangement that is a service contract with the requirements for capitalizing implementation costs incurred to develop or obtain internal-use software (and hosting arrangements that include an internal use software license). The ASU is effective for the Registrants for fiscal years beginning after December 15, 2019, and interim periods therein. Early adoption is permitted. The Registrants are currently assessing the impact of this standard on their Consolidated Financial Statements.

In October 2018, the FASB issued ASU No. 2018-17, *Consolidation (Topic 810): Targeted Improvements to Related Party Guidance for Variable Interest Entities*. The amendments in this update modify the requirements for determining whether a decision-making fee is a variable interest and require reporting entities to consider indirect interests held through related parties under common control on a proportional basis. The ASU is effective for the Registrants for fiscal years beginning after December 15, 2019, and interim periods therein. Early adoption is permitted. The Registrants are currently assessing the impact of this standard on their Consolidated Financial Statements.

Name of Respondent DTE Electric Company	This Report is: (1) <input checked="" type="checkbox"/> An Original (2) <input type="checkbox"/> A Resubmission	Date of Report (Mo, Da, Yr) / /	Year/Period of Report 2018/Q4
NOTES TO FINANCIAL STATEMENTS (Continued)			

NOTE 4 — REVENUE

Significant Accounting Policy

Upon the adoption of Topic 606, revenue is measured based upon the consideration specified in a contract with a customer at the time when performance obligations are satisfied. Under Topic 606, a performance obligation is a promise in a contract to transfer a distinct good or service or a series of distinct goods or services to the customer. The Registrants recognize revenue when performance obligations are satisfied by transferring control over a product or service to a customer. The Registrants have determined control to be transferred when the product is delivered or the service is provided to the customer. For the year ended December 31, 2018, recognition of revenue for the Registrants subsequent to the adoption of Topic 606 is substantially similar in amount and approach to that prior to adoption.

Rates for DTE Electric and DTE Gas include provisions to adjust billings for fluctuations in fuel and purchased power costs, cost of natural gas, and certain other costs. Revenues are adjusted for differences between actual costs subject to reconciliation and the amounts billed in current rates. Under or over recovered revenues related to these cost recovery mechanisms are included in Regulatory assets or liabilities on the Registrants' Consolidated Statements of Financial Position and are recovered or returned to customers through adjustments to the billing factors.

For discussion of derivative contracts, see Note 13 to the Consolidated Financial Statements, "Financial and Other Derivative Instruments."

Disaggregation of Revenue

The following is a summary of revenues disaggregated by segment for DTE Energy:

	2018
	(In millions)
Electric^(a)	
Residential	\$ 2,494
Commercial	1,794
Industrial	690
Other	320
Total Electric operating revenues ^(b)	<u>\$ 5,298</u>
Gas	
Gas sales	\$ 1,055
End User Transportation	232
Intermediate Transportation	58
Other	91
Total Gas operating revenues ^(c)	<u>\$ 1,436</u>
Other segment operating revenues	
Gas Storage and Pipelines	\$ 485
Power and Industrial Projects ^(d)	\$ 2,204
Energy Trading ^(e)	\$ 5,557

Name of Respondent	This Report is:	Date of Report	Year/Period of Report
DTE Electric Company	(1) <input checked="" type="checkbox"/> An Original (2) <input type="checkbox"/> A Resubmission	(Mo, Da, Yr) / /	2018/Q4
NOTES TO FINANCIAL STATEMENTS (Continued)			

- (a) Revenues under the Electric segment generally represent those of DTE Electric.
- (b) Includes \$21 million under Alternative Revenue Programs and \$20 million of other revenues, which are both outside the scope of Topic 606 for the year ended December 31, 2018.
- (c) Includes \$2 million under Alternative Revenue Programs and \$7 million of other revenues, which are both outside the scope of Topic 606 for the year ended December 31, 2018.
- (d) Includes revenues outside the scope of Topic 606 primarily related to \$125 million of contracts accounted for as leases for the year ended December 31, 2018.
- (e) Includes revenues outside the scope of Topic 606 primarily related to \$4.5 billion of derivatives for the year ended December 31, 2018.

Nature of Goods and Services

The following is a description of principal activities, separated by reportable segments, from which DTE Energy generates revenue. For more detailed information about reportable segments, see Note 22 to the Consolidated Financial Statements, "Segment and Related Information."

The Registrants have contracts with customers which may contain more than one performance obligation. When more than one performance obligation exists in a contract, the consideration under the contract is allocated to the performance obligations based on the relative standalone selling price. DTE Energy generally determines standalone selling prices based on the prices charged to customers or the use of the adjusted market assessment approach. The adjusted market assessment approach involves the evaluation of the market in which DTE Energy sells goods or services and estimating the price that a customer in that market would be willing to pay.

Under Topic 606, when a customer simultaneously receives and consumes the product or service provided, revenue is considered to be recognized over time. Alternatively, if it is determined that the criteria for recognition of revenue over time is not met, the revenue is considered to be recognized at a point in time.

Electric

Electric consists principally of DTE Electric. Electric revenues are primarily comprised of the supply and delivery of electricity, and related capacity. Revenues are primarily associated with cancelable contracts, with the exception of certain long-term contracts with commercial and industrial customers. Revenues, including estimated unbilled amounts, are generally recognized over time based upon volumes delivered or through the passage of time ratably based upon providing a stand-ready service. The Registrants have determined that the above methods represent a faithful depiction of the transfer of control to the customer. Unbilled revenues are typically determined utilizing approved tariff rates and estimated meter volumes. Estimated unbilled amounts recognized in revenue are subject to adjustment in the following reporting period as actual volumes by customer class are known. Revenues are typically subject to tariff rates based upon customer class and type of service, and are billed and received monthly. Tariff rates are determined by the MPSC on a per unit or monthly basis.

Name of Respondent	This Report is: (1) <input checked="" type="checkbox"/> An Original (2) <input type="checkbox"/> A Resubmission	Date of Report (Mo, Da, Yr) / /	Year/Period of Report 2018/Q4
DTE Electric Company			
NOTES TO FINANCIAL STATEMENTS (Continued)			

Gas

Gas consists principally of DTE Gas. Gas revenues are primarily comprised of the supply and delivery of natural gas, and other services including storage, transportation, and appliance maintenance. Revenues are primarily associated with cancelable contracts with the exception of certain long-term contracts with commercial and industrial customers. Revenues, including estimated unbilled amounts, are generally recognized over time based upon volumes delivered or through the passage of time ratably based upon providing a stand-ready service. DTE Energy has determined that the above methods represent a faithful depiction of the transfer of control to the customer. Unbilled revenues are typically determined using both estimated meter volumes and estimated usage based upon the number of unbilled days and historical temperatures. Estimated unbilled amounts recognized in revenue are subject to adjustment in the following reporting period as actual volumes by customer class and service type are known. Revenues are typically subject to tariff rates or other rates subject to regulatory oversight and are billed and received monthly. Tariff rates are determined by the MPSC on a per unit or monthly basis.

Gas Storage and Pipelines

Gas Storage and Pipelines revenues generally consist of services related to the gathering, transportation, and storage of natural gas. Contracts are primarily long-term in nature. Revenues, including estimated unbilled amounts, are generally recognized over time based upon services provided or through the passage of time ratably based upon providing a stand-ready service. DTE Energy has determined that the above methods represent a faithful depiction of the transfer of control to the customer. Revenues are typically billed and received monthly. Pricing for such revenues may consist of demand rates, commodity rates, transportation rates, and other associated fees. Consideration may consist of both fixed and variable components. Generally, uncertainties in the variable consideration components are resolved and revenues are known at the time of recognition.

Power and Industrial Projects

Power and Industrial Projects revenues include contracts accounted for as leases which are outside of the scope of Topic 606. For performance obligations within the scope of Topic 606, the timing of revenue recognition is dependent upon when control over the associated product or service is transferred.

Revenues at Power and Industrial Projects, within the scope of Topic 606, generally consist of sales of refined coal, coal, blast furnace coke, coke oven gas, electricity, equipment maintenance services, and other energy related products and services. Revenues, including estimated unbilled amounts, for the sale of blast furnace coke are generally recognized at a point in time when the product is delivered, which represents the transfer of control to the customer. Other revenues are generally recognized over time based upon services provided or through the passage of time ratably based upon providing a stand-ready service. DTE Energy has determined that the above methods represent a faithful depiction of the transfer of control to the customer. Market based pricing structures exist in such contracts including adjustments for consumer price or other indices. Consideration may consist of both fixed and variable components. Generally, uncertainties in the variable consideration components are resolved and revenues are known at the time of recognition. Billing terms vary and are generally monthly with payment terms typically within 30 days following billing.

Energy Trading

Energy Trading revenues consist primarily of derivative contracts outside of the scope of Topic 606. For performance obligations within the scope of Topic 606, the timing of revenue recognition is dependent upon when control over the associated product or service is transferred.

Name of Respondent	This Report is: (1) <input checked="" type="checkbox"/> An Original (2) <input type="checkbox"/> A Resubmission	Date of Report (Mo, Da, Yr) / /	Year/Period of Report 2018/Q4
DTE Electric Company			
NOTES TO FINANCIAL STATEMENTS (Continued)			

Revenues, including estimated unbilled amounts, within the scope of Topic 606 arising from the sale of natural gas, electricity, power capacity, and other energy related products are generally recognized over time based upon volumes delivered or through the passage of time ratably based upon providing a stand-ready service. DTE Energy has determined that the above methods represent a faithful depiction of the transfer of control to the customer. Revenues are known at the time of recognition. Payment for the aforementioned revenues is generally due from customers in the month following delivery.

Revenues associated with RECs are recognized at a point in time when control of the RECs are transferred to the customer which is deemed to be when the subject RECs are entered for transfer to the customer in the applicable regulatory tracking system. Revenues associated with RECs under a wholesale full requirements power contract are deferred until control has been transferred. The deferred revenues represent a contract liability for which payment has been received and the amounts have been estimated using the adjusted market assessment approach. With the exception of RECs, generally all other performance obligations associated with wholesale full requirements power contracts are satisfied over time in conjunction with the delivery of power. At the time power is delivered, DTE Energy may not have control over the RECs as the RECs are not self-generated and may not yet have been procured resulting in deferred revenues.

Deferred Revenue

The following is a summary of deferred revenue activity:

	DTE Energy
	(In millions)
Beginning Balance, January 1, 2018	\$ 56
Increases due to cash received or receivable, excluding amounts recognized as revenue during the period	48
Revenue recognized that was included in the deferred revenue balance at the beginning of the period	(30)
Ending Balance, December 31, 2018	<u>\$ 74</u>

The deferred revenues at DTE Energy generally represent amounts paid by or receivable from customers for which the associated performance obligation has not yet been satisfied.

Deferred revenues include amounts associated with REC performance obligations under certain wholesale full requirements power contracts. Deferred revenues associated with RECs are recognized as revenue when control of the RECs has transferred.

Other performance obligations associated with deferred revenues include providing products and services related to customer prepayments. Deferred revenues associated with these products and services are recognized when control has transferred to the customer.

Name of Respondent	This Report is:	Date of Report	Year/Period of Report
DTE Electric Company	(1) <input checked="" type="checkbox"/> An Original (2) <input type="checkbox"/> A Resubmission	(Mo, Da, Yr) / /	2018/Q4
NOTES TO FINANCIAL STATEMENTS (Continued)			

The following table represents deferred revenue amounts for DTE Energy that are expected to be recognized as revenue in future periods:

	<u>DTE Energy</u>
	(In millions)
2019	\$ 46
2020	1
2021	5
2022	7
2023	5
2024 and thereafter	10
	<u>\$ 74</u>

Transaction Price Allocated to the Remaining Performance Obligations

In accordance with optional exemptions available under Topic 606, the Registrants did not disclose the value of unsatisfied performance obligations for (1) contracts with an original expected length of one year or less, (2) with the exception of fixed consideration, contracts for which revenue is recognized at the amount to which the Registrants have the right to invoice for goods provided and services performed, and (3) contracts for which variable consideration relates entirely to an unsatisfied performance obligation.

Such contracts consist of varying types of performance obligations across the segments, including the supply and delivery of energy related products and services. Contracts with variable volumes and/or variable pricing, including those with pricing provisions tied to a consumer price or other index, have also been excluded as the related consideration under the contract is variable at inception of the contract. Contract lengths vary from cancelable to multi-year.

The Registrants expect to recognize revenue for the following amounts related to fixed consideration associated with remaining performance obligations in each of the future periods noted:

	<u>DTE Energy</u>	<u>DTE Electric</u>
	(In millions)	
2019	\$ 267	\$ 8
2020	263	—
2021	219	—
2022	172	—
2023	139	—
2024 and thereafter	658	—
	<u>\$ 1,718</u>	<u>\$ 8</u>

Name of Respondent	This Report is: (1) <input checked="" type="checkbox"/> An Original (2) <input type="checkbox"/> A Resubmission	Date of Report (Mo, Da, Yr) / /	Year/Period of Report 2018/Q4
NOTES TO FINANCIAL STATEMENTS (Continued)			

Other Matters

DTE Energy and DTE Electric have recognized charges of \$140 million and \$85 million related to expense recognized for estimated uncollectible accounts receivable for the year ended December 31, 2018, respectively.

NOTE 5 — GOODWILL

DTE Energy has goodwill resulting from business combinations.

The following is the summary of change in the carrying amount of goodwill for the years ended December 31:

	2018	2017
	(In millions)	
Balance as of January 1	\$ 2,293	\$ 2,286
Goodwill attributable to Gas Storage and Pipelines 2016 acquisition of AGS and SGG	—	7
Balance at December 31	\$ 2,293	\$ 2,293

Name of Respondent DTE Electric Company	This Report is: (1) <input checked="" type="checkbox"/> An Original (2) <input type="checkbox"/> A Resubmission	Date of Report (Mo, Da, Yr) / /	Year/Period of Report 2018/Q4
NOTES TO FINANCIAL STATEMENTS (Continued)			

NOTE 6 — PROPERTY, PLANT, AND EQUIPMENT

The following is a summary of Property, plant, and equipment by classification as of December 31:

	2018	2017
	(In millions)	
Property, plant, and equipment		
DTE Electric		
Generation	\$ 11,027	\$ 12,166
Distribution	9,153	8,637
Other	2,567	2,169
Total DTE Electric	<u>22,747</u>	<u>22,972</u>
DTE Gas		
Distribution	3,823	3,523
Storage	548	533
Transmission and other	1,204	1,118
Total DTE Gas	<u>5,575</u>	<u>5,174</u>
Non-utility and other	3,488	3,278
Total DTE Energy	<u>31,810</u>	<u>31,424</u>
Accumulated depreciation and amortization		
DTE Electric		
Generation	(3,609)	(4,403)
Distribution	(2,974)	(2,914)
Other	(727)	(667)
Total DTE Electric	<u>(7,310)</u>	<u>(7,984)</u>
DTE Gas		
Distribution	(1,283)	(1,238)
Storage	(165)	(159)
Transmission and other	(404)	(384)
Total DTE Gas	<u>(1,852)</u>	<u>(1,781)</u>
Non-utility and other	(998)	(938)
Total DTE Energy	<u>(10,160)</u>	<u>(10,703)</u>
Net DTE Energy Property, plant, and equipment	<u>\$ 21,650</u>	<u>\$ 20,721</u>
Net DTE Electric Property, plant, and equipment	<u>\$ 15,437</u>	<u>\$ 14,988</u>

Name of Respondent DTE Electric Company	This Report is: (1) <input checked="" type="checkbox"/> An Original (2) <input type="checkbox"/> A Resubmission	Date of Report (Mo, Da, Yr) / /	Year/Period of Report 2018/Q4
NOTES TO FINANCIAL STATEMENTS (Continued)			

The following is a summary of the Registrants' AFUDC and interest capitalized for the years ended December 31:

	DTE Energy		DTE Electric	
	2018	2017	2018	2017
	(In millions)			
Allowance for debt funds used during construction and interest capitalized \$	15	\$ 13	\$ 9	\$ 8
Allowance for equity funds used during construction	28	23	19	18
Total	\$ 43	\$ 36	\$ 28	\$ 26

The composite depreciation rate for DTE Electric was approximately 3.7%, 3.6%, and 3.5% in 2018, 2017 and 2016, respectively. The composite depreciation rate for DTE Gas was 2.7%, in 2018 and 2017, and 2.4% in 2016. The average estimated useful life for each major class of utility Property, plant, and equipment as of December 31, 2018 follows:

Utility	Estimated Useful Lives in Years		
	Generation	Distribution	Storage
DTE Electric	40	41	N/A
DTE Gas	N/A	50	53

The estimated useful lives for DTE Electric's Other utility assets range from 3 to 62 years, while the estimated useful lives for DTE Gas' Transmission and other utility assets range from 5 to 70 years. The estimated useful lives for major classes of DTE Energy's non-utility assets and facilities range from 3 to 83 years.

The following is a summary of Depreciation and amortization expense for DTE Energy:

	2018	2017	2016
	(In millions)		
Property, plant, and equipment	\$ 912	\$ 865	\$ 783
Regulatory assets and liabilities	212	165	193
	\$ 1,124	\$ 1,030	\$ 976

The following is a summary of Depreciation and amortization expense for DTE Electric:

	2018	2017	2016
	(In millions)		
Property, plant, and equipment	\$ 657	\$ 620	\$ 582
Regulatory assets and liabilities	179	133	168
	\$ 836	\$ 753	\$ 750

Name of Respondent DTE Electric Company	This Report is: (1) <input checked="" type="checkbox"/> An Original (2) <input type="checkbox"/> A Resubmission	Date of Report (Mo, Da, Yr) / /	Year/Period of Report 2018/Q4
NOTES TO FINANCIAL STATEMENTS (Continued)			

Capitalized software costs are classified as Property, plant, and equipment and the related amortization is included in accumulated depreciation and amortization on the Registrants' Consolidated Financial Statements. The Registrants capitalize the costs associated with computer software developed or obtained for use in their businesses. The Registrants amortize capitalized software costs on a straight-line basis over the expected period of benefit, ranging from 1 to 15 years for DTE Energy and 3 to 15 years for DTE Electric.

The following balances for capitalized software relate to DTE Energy:

	Year Ended December 31,		
	2018	2017	2016
	(In millions)		
Amortization expense of capitalized software	\$ 108	\$ 101	\$ 89
Gross carrying value of capitalized software	\$ 905	\$ 890	
Accumulated amortization of capitalized software	\$ 534	\$ 500	

The following balances for capitalized software relate to DTE Electric:

	Year Ended December 31,		
	2018	2017	2016
	(In millions)		
Amortization expense of capitalized software	\$ 101	\$ 93	\$ 83
Gross carrying value of capitalized software	\$ 799	\$ 774	
Accumulated amortization of capitalized software	\$ 463	\$ 423	

DTE Energy is the lessor under certain operating leases for energy facilities and related equipment. Property under operating leases for DTE Energy is as follows:

	DTE Energy	
	2018	2017
	(In millions)	
Gross property under operating leases	\$ 447	\$ 327
Accumulated amortization of property under operating leases	\$ 148	\$ 108

Name of Respondent	This Report is:	Date of Report	Year/Period of Report
DTE Electric Company	(1) <input checked="" type="checkbox"/> An Original (2) <input type="checkbox"/> A Resubmission	(Mo, Da, Yr) / /	2018/Q4
NOTES TO FINANCIAL STATEMENTS (Continued)			

The Registrants are the lessee under certain capital leases related to software and information technology related equipment. Property under capital leases for the Registrants is as follows:

	DTE Energy		DTE Electric	
	2018	2017	2018	2017
	(In millions)			
Gross property under capital leases	\$ 18	\$ 44	\$ 18	\$ 18
Accumulated amortization of property under capital leases	\$ 7	\$ 38	\$ 7	\$ 12

NOTE 7 — JOINTLY-OWNED UTILITY PLANT

DTE Electric has joint ownership interest in two power plants, Belle River and Ludington Hydroelectric Pumped Storage. DTE Electric's share of direct expenses of the jointly-owned plants are included in Fuel, purchased power, and gas — utility and Operation and maintenance expenses in the DTE Energy Consolidated Statements of Operations and Fuel and purchased power— utility and Operation and maintenance expenses in the DTE Electric Consolidated Statements of Operations.

DTE Electric's ownership information of the two utility plants as of December 31, 2018 was as follows:

	Belle River	Ludington Hydroelectric Pumped Storage
In-service date	1984-1985	1973
Ownership interest	81%	49%
Investment in Property, plant, and equipment (in millions)	\$ 1,819	\$ 586
Accumulated depreciation (in millions)	\$ 1,068	\$ 187

Belle River

The Michigan Public Power Agency (MPPA) has ownership interests in Belle River Unit No. 1 and other related facilities. The MPPA is entitled to 19% of the total capacity and energy of the plant and is responsible for the same percentage of the plant's operation, maintenance, and capital improvement costs.

Ludington Hydroelectric Pumped Storage

Consumers Energy Company has an ownership interest in the Ludington Hydroelectric Pumped Storage Plant. Consumers Energy is entitled to 51% of the total capacity and energy of the plant and is responsible for the same percentage of the plant's operation, maintenance, and capital improvement costs.

Name of Respondent	This Report is: (1) <input checked="" type="checkbox"/> An Original (2) <input type="checkbox"/> A Resubmission	Date of Report (Mo, Da, Yr)	Year/Period of Report
DTE Electric Company		11	2018/Q4
NOTES TO FINANCIAL STATEMENTS (Continued)			

NOTE 8 — ASSET RETIREMENT OBLIGATIONS

DTE Electric has a legal retirement obligation for the decommissioning costs for its Fermi 1 and Fermi 2 nuclear plants, dismantlement of facilities located on leased property, and various other operations. DTE Electric has conditional retirement obligations for asbestos and PCB removal at certain of its power plants and various distribution equipment. DTE Gas has conditional retirement obligations for gas pipelines, certain service centers, compressor and gate stations. The Registrants recognize such obligations as liabilities at fair market value when they are incurred, which generally is at the time the associated assets are placed in service. Fair value is measured using expected future cash outflows discounted at the Registrants' credit-adjusted risk-free rate. For its utility operations, the Registrants recognize in the Consolidated Statements of Operations removal costs in accordance with regulatory treatment. Any differences between costs recognized related to asset retirement and those reflected in rates are recognized as either a Regulatory asset or liability on the Consolidated Statements of Financial Position.

If a reasonable estimate of fair value cannot be made in the period in which the retirement obligation is incurred, such as for assets with indeterminate lives, the liability is recognized when a reasonable estimate of fair value can be made. Natural gas storage system and certain other distribution assets for DTE Gas and substations, manholes, and certain other distribution assets for DTE Electric have an indeterminate life. Therefore, no liability has been recorded for these assets.

A reconciliation of the asset retirement obligations for 2018 follows:

	<u>DTE Energy</u>	<u>DTE Electric</u>
	(In millions)	
Asset retirement obligations at December 31, 2017	\$ 2,320	\$ 2,125
Accretion	140	129
Liabilities incurred	27	27
Liabilities settled	(16)	(8)
Revision in estimated cash flows	(2)	(2)
Asset retirement obligations at December 31, 2018	<u>\$ 2,469</u>	<u>\$ 2,271</u>

Approximately \$2.0 billion of the asset retirement obligations represent nuclear decommissioning liabilities that are funded through a surcharge to electric customers over the life of the Fermi 2 nuclear plant. The NRC has jurisdiction over the decommissioning of nuclear power plants and requires minimum decommissioning funding based upon a formula. The MPSC and FERC regulate the recovery of costs of decommissioning nuclear power plants and both require the use of external trust funds to finance the decommissioning of Fermi 2. Rates approved by the MPSC provide for the recovery of decommissioning costs of Fermi 2 and the disposal of low-level radioactive waste. DTE Electric believes the MPSC collections will be adequate to fund the estimated cost of decommissioning. The decommissioning assets, anticipated earnings thereon, and future revenues from decommissioning collections will be used to decommission Fermi 2. DTE Electric expects the liabilities to be reduced to zero at the conclusion of the decommissioning activities. If amounts remain in the trust funds for Fermi 2 following the completion of the decommissioning activities, those amounts will be disbursed based on rulings by the MPSC and FERC.

Name of Respondent	This Report is: (1) <input checked="" type="checkbox"/> An Original (2) <input type="checkbox"/> A Resubmission	Date of Report (Mo, Da, Yr) / /	Year/Period of Report 2018/Q4
DTE Electric Company			
NOTES TO FINANCIAL STATEMENTS (Continued)			

A portion of the funds recovered through the Fermi 2 decommissioning surcharge and deposited in external trust accounts is designated for the removal of non-radioactive assets and returning the site to greenfield. This removal and greenfielding is not considered a legal liability. Therefore, it is not included in the asset retirement obligation, but is reflected as the Nuclear decommissioning liability. The decommissioning of Fermi 1 is funded by DTE Electric. Contributions to the Fermi 1 trust are discretionary. For additional discussion of Nuclear decommissioning trust fund assets, see Note 12 to the Consolidated Financial Statements, "Fair Value."

NOTE 9 — REGULATORY MATTERS

Regulation

DTE Electric and DTE Gas are subject to the regulatory jurisdiction of the MPSC, which issues orders pertaining to rates, recovery of certain costs, including the costs of generating facilities and regulatory assets, conditions of service, accounting, and operating-related matters. DTE Electric is also regulated by the FERC with respect to financing authorization and wholesale electric activities. Regulation results in differences in the application of generally accepted accounting principles between regulated and non-regulated businesses.

The Registrants are unable to predict the outcome of the unresolved regulatory matters discussed herein. Resolution of these matters is dependent upon future MPSC orders and appeals, which may materially impact the Consolidated Financial Statements of the Registrants.

Regulatory Assets and Liabilities

DTE Electric and DTE Gas are required to record Regulatory assets and liabilities for certain transactions that would have been treated as revenue or expense in non-regulated businesses. Continued applicability of regulatory accounting treatment requires that rates be designed to recover specific costs of providing regulated services and be charged to and collected from customers. Future regulatory changes or changes in the competitive environment could result in the discontinuance of this accounting treatment for Regulatory assets and liabilities for some or all of the Registrants' businesses and may require the write-off of the portion of any Regulatory asset or liability that was no longer probable of recovery through regulated rates. Management believes that currently available facts support the continued use of Regulatory assets and liabilities and that all Regulatory assets and liabilities are recoverable or refundable in the current regulatory environment.

Name of Respondent	This Report is: (1) <input checked="" type="checkbox"/> An Original (2) <input type="checkbox"/> A Resubmission	Date of Report (Mo, Da, Yr) / /	Year/Period of Report 2018/Q4
DTE Electric Company			
NOTES TO FINANCIAL STATEMENTS (Continued)			

The following are balances and a brief description of the Registrants' Regulatory assets and liabilities at December 31:

	DTE Energy		DTE Electric	
	2018	2017	2018	2017
Assets	(In millions)			
Recoverable pension and other postretirement costs				
Pension	\$ 1,961	\$ 2,000	\$ 1,476	\$ 1,502
Other postretirement costs	213	278	121	211
Asset retirement obligation	778	569	778	569
Recoverable undepreciated costs on retiring plants	630	—	630	—
Removal costs asset	407	299	407	299
Recoverable Michigan income taxes	201	213	161	171
Accrued PSCR/GCR revenue	116	17	116	17
Deferred environmental costs	69	75	—	—
Unamortized loss on reacquired debt	60	65	43	46
Recoverable income taxes related to AFUDC equity	51	41	41	35
Energy Waste Reduction incentive	49	39	39	30
Nuclear Performance Evaluation and Review Committee Tracker	43	22	43	22
Customer360 deferred costs	42	45	42	45
Other recoverable income taxes	23	26	23	26
Transitional Reconciliation Mechanism	21	46	21	46
Other	57	43	36	36
	4,721	3,778	3,977	3,055
Less amount included in Current Assets	(153)	(55)	(148)	(50)
	\$ 4,568	\$ 3,723	\$ 3,829	\$ 3,005

Name of Respondent	This Report is:	Date of Report	Year/Period of Report
DTE Electric Company	(1) <input checked="" type="checkbox"/> An Original (2) <input type="checkbox"/> A Resubmission	(Mo, Da, Yr) / /	2018/Q4
NOTES TO FINANCIAL STATEMENTS (Continued)			

	DTE Energy		DTE Electric	
	2018	2017	2018	2017
	(In millions)			
Liabilities				
Refundable federal income taxes	\$ 2,410	\$ 2,384	\$ 1,958	\$ 1,946
Removal costs liability	253	265	—	—
TCJA rate reduction liability	118	—	93	—
Negative other postretirement offset	101	80	79	67
Renewable energy	86	112	86	112
Refundable self-implemented rates	26	2	26	2
Negative pension offset	9	21	—	—
Fermi 2 refueling outage	4	15	4	15
Other	41	14	23	12
	<u>3,048</u>	<u>2,893</u>	<u>2,269</u>	<u>2,154</u>
Less amount included in Current Liabilities	<u>(126)</u>	<u>(18)</u>	<u>(98)</u>	<u>(17)</u>
	<u>\$ 2,922</u>	<u>\$ 2,875</u>	<u>\$ 2,171</u>	<u>\$ 2,137</u>

As noted below, certain Regulatory assets for which costs have been incurred have been included (or are expected to be included, for costs incurred subsequent to the most recently approved rate case) in DTE Electric's or DTE Gas' rate base, thereby providing a return on invested costs (except as noted). Certain other regulatory assets are not included in rate base but accrue recoverable carrying charges until surcharges to collect the assets are billed. Certain Regulatory assets do not result from cash expenditures and therefore do not represent investments included in rate base or have offsetting liabilities that reduce rate base.

ASSETS

- *Recoverable pension and other postretirement costs* — Accounting standards for pension and other postretirement benefit costs require, among other things, the recognition in Other comprehensive income of the actuarial gains or losses and the prior service costs that arise during the period but that are not immediately recognized as components of net periodic benefit costs. DTE Electric and DTE Gas record the impact of actuarial gains or losses and prior service costs as a Regulatory asset since the traditional rate setting process allows for the recovery of pension and other postretirement costs. The asset will reverse as the deferred items are amortized and recognized as components of net periodic benefit costs.^(a)
- *Asset retirement obligation* — This obligation is for Fermi 2 decommissioning costs. The asset captures the timing differences between expense recognition and current recovery in rates and will reverse over the remaining life of the related plant.^(a)
- *Recoverable undepreciated costs on retiring plants* — Deferral of estimated remaining balances associated with coal power plants expected to be retired within the 2020 to 2023 time-frame.
- *Removal costs asset* — Receivable for the recovery of asset removal expenditures in excess of amounts collected from customers.^(a)

Name of Respondent	This Report is: (1) <input checked="" type="checkbox"/> An Original (2) <input type="checkbox"/> A Resubmission	Date of Report (Mo, Da, Yr) / /	Year/Period of Report 2018/Q4
DTE Electric Company			
NOTES TO FINANCIAL STATEMENTS (Continued)			

- *Recoverable Michigan income taxes* — The State of Michigan enacted a corporate income tax resulting in the establishment of state deferred tax liabilities for DTE Energy's utilities. Offsetting Regulatory assets were also recorded as the impacts of the deferred tax liabilities will be reflected in rates as the related taxable temporary differences reverse and flow through current income tax expense.
- *Accrued PSCR/GCR revenue* — Receivable for the temporary under-recovery of and carrying costs on fuel and purchased power costs incurred by DTE Electric which are recoverable through the PSCR mechanism and temporary under-recovery of and carrying costs on gas costs incurred by DTE Gas which are recoverable through the GCR mechanism.
- *Deferred environmental costs* — The MPSC approved the deferral of investigation and remediation costs associated with DTE Gas' former MGP sites. Amortization of deferred costs is over a ten-year period beginning in the year after costs were incurred, with recovery (net of any insurance proceeds) through base rate filings.^(a)
- *Unamortized loss on reacquired debt* — The unamortized discount, premium, and expense related to debt redeemed with a refinancing are deferred, amortized, and recovered over the life of the replacement issue.
- *Recoverable income taxes related to AFUDC equity* — Accounting standards for income taxes require recognition of a deferred tax liability for the equity component of AFUDC. A regulatory asset is required for the future increase in taxes payable related to the equity component of AFUDC that will be recovered from customers through future rates over the remaining life of the related plant.
- *Energy Waste Reduction incentive* — DTE Electric and DTE Gas operate MPSC approved energy waste reduction programs designed to reduce overall energy usage by their customers. The utilities are eligible to earn an incentive by exceeding statutory savings targets. The utilities have consistently exceeded the savings targets and recognize the incentive as a regulatory asset in the period earned.^(a)
- *Nuclear Performance Evaluation and Review Committee Tracker* — Deferral and amortization of certain costs associated with oversight and review of DTE Electric's nuclear power generation program, including safety and regulatory compliance, nuclear leadership, nuclear facilities, as well as operation and financial performance, pursuant to the MPSC authorization. The approved five-year amortization period began January 1, 2018, with recovery (net of carrying costs) through base rate filings.
- *Customer360 deferred costs* — The MPSC approved the deferral and amortization of certain costs associated with implementing Customer360, which is an integrated software application that enables improved interface among customer service, billing, meter reading, credit and collections, device management, account management, and retail access. Amortization of deferred costs over a 15-year amortization period began after the billing system was put into operation during the second quarter of 2017.
- *Other recoverable income taxes* — Income taxes receivable from DTE Electric's customers representing the difference in property-related deferred income taxes and amounts previously reflected in DTE Electric's rates. This asset will reverse over the remaining life of the related plant.
- *Transitional Reconciliation Mechanism* — The MPSC approved the recovery of the deferred net incremental revenue requirement associated with the transition of PLD customers to DTE Electric's distribution system, effective July 1, 2014. Annual reconciliations will be filed and surcharges will be implemented to recover approved amounts.

Name of Respondent DTE Electric Company	This Report is: (1) <input checked="" type="checkbox"/> An Original (2) <input type="checkbox"/> A Resubmission	Date of Report (Mo, Da, Yr) / /	Year/Period of Report 2018/Q4
NOTES TO FINANCIAL STATEMENTS (Continued)			

(a) Regulatory assets not earning a return or accruing carrying charges.

LIABILITIES

- *Refundable federal income taxes* — DTE Electric and DTE Gas' remeasurement of deferred taxes due to the enactment of the TCJA, which reflects the net impact of the tax rate change on cumulative temporary differences expected to reverse after the effective date of January 1, 2018. Refer to "2017 Tax Reform" section below for additional information.
- *Removal costs liability* — The amount collected from customers for the funding of future asset removal activities.
- *TCJA rate reduction liability* — Due to the change in the corporate Federal income tax rate from 35% to 21%, DTE Electric and DTE Gas reduced rates charged to customers during 2018. A regulatory liability equal to the difference between revenues billed based on a 35% rate, and revenues based on a 21% rate, was accrued for the period January 1, 2018 through the date the lower rates were implemented. The refund of the liability will commence on January 1, 2019 through June 30, 2019.
- *Negative other postretirement offset* — DTE Electric and DTE Gas' negative other postretirement costs are not included as a reduction to their authorized rates; therefore, DTE Electric and DTE Gas are accruing a Regulatory liability to eliminate the impact on earnings of the negative other postretirement expense accrual. The Regulatory liabilities will reverse to the extent DTE Electric and DTE Gas' other postretirement expense is positive in future years.
- *Renewable energy* — Amounts collected in rates in excess of renewable energy expenditures.
- *Refundable self-implemented rates* — Amounts refundable to customers for base rates implemented from November 1, 2017 to May 1, 2018 in excess of amounts authorized in the June 2018 DTE Electric rate order from the MPSC.
- *Negative pension offset* — DTE Gas' negative pension costs are not included as a reduction to its authorized rates; therefore, DTE Gas is accruing a Regulatory liability to eliminate the impact on earnings of the negative pension expense accrued. This Regulatory liability will reverse to the extent DTE Gas' pension expense is positive in future years.
- *Fermi 2 refueling outage* — Accrued liability for refueling outage at Fermi 2 pursuant to MPSC authorization.

2017 Electric Rate Case Filing

DTE Electric filed a rate case with the MPSC on April 19, 2017 requesting an increase in base rates of \$231 million based on a projected twelve-month period ending October 31, 2018. On November 1, 2017, DTE Electric self-implemented a base rate increase of \$125 million. On April 18, 2018, the MPSC issued an order approving an annual revenue increase of \$65.2 million for service rendered on or after May 1, 2018. The MPSC authorized a return on equity of 10.0%. On June 28, 2018, the MPSC issued an order on a rehearing granting in part and denying in part, petitions for rehearings of DTE Electric and other intervenors. As a result, the approved addition to base rates increased from \$65.2 million to \$74.4 million. In August 2018, DTE Electric filed to refund its customers \$26.2 million, inclusive of interest, based on their pro rata share of the revenue collected through the self-implementation surcharge in effect from November 1, 2017 to May 1, 2018. DTE Electric has recorded a refund liability as of December 31, 2018.

Name of Respondent	This Report is:	Date of Report	Year/Period of Report
DTE Electric Company	(1) <input checked="" type="checkbox"/> An Original (2) <input type="checkbox"/> A Resubmission	(Mo, Da, Yr) / /	2018/Q4
NOTES TO FINANCIAL STATEMENTS (Continued)			

2018 Electric Rate Case Filing

DTE Electric filed a rate case with the MPSC on July 6, 2018 requesting an increase in base rates of \$328 million based on a projected twelve-month period ending April 30, 2020. The requested increase in base rates is primarily due to an increase in net plant resulting from infrastructure investments, depreciation expense, as requested in the 2016 DTE Electric Depreciation Case Filing, and reliability improvement projects. The rate filing also requests an increase in return on equity from 10.0% to 10.5% and includes projected changes in sales, operation and maintenance expenses, and working capital. In addition, the rate filing requests an Infrastructure Recovery Mechanism to recover the incremental revenue requirement associated with certain distribution, fossil generation, and nuclear generation capital expenditures through 2022. Finally, as noted in the 2017 Tax Reform section below, DTE Electric addressed Calculation C in this filing. A final MPSC order in this case is expected by May 2019.

Certificate of Necessity

On July 31, 2017, DTE Electric filed a request for authority to build a 1,100 megawatt natural gas fueled combined cycle generation facility at DTE Electric's Belle River Power Plant. DTE Electric requested the MPSC to issue three CONs for the following: (1) power supplied by the proposed project is needed, (2) the size, fuel type, and other design characteristics of the proposed project represent the most reasonable and prudent means of meeting the power need, and (3) the estimated capital costs of \$989 million for the proposed project will be recoverable in rates from DTE Electric's customers. The MPSC issued an order April 27, 2018 approving DTE Electric's request for the three CONs with recoverable amounts through rates up to \$951.8 million. In August 2018, DTE Electric began construction on its natural gas fueled combined cycle generation facility.

2016 DTE Electric Depreciation Case Filing

DTE Electric filed a depreciation case with the MPSC on November 1, 2016 requesting an increase in depreciation rates for plant in service balances as of December 31, 2015. The MPSC issued an order on December 6, 2018 authorizing DTE Electric to increase its depreciation rates from 3.06% to 3.72%. The new rates will be effective upon a final order in DTE Electric's 2018 rate case filing expected by May 2019.

2017 Gas Rate Case Filing

DTE Gas filed a rate case with the MPSC on November 22, 2017 requesting an increase in base rates of \$85.1 million based on a projected twelve-month period ending September 30, 2019. The requested increase in base rates was primarily due to an increase in net plant. The rate filing also requested an increase in return on equity from 10.1% to 10.5% and included projected changes in sales, operations and maintenance expenses, and working capital. On May 24, 2018, DTE Gas reduced its initial requested increase in base rates to \$38.1 million, primarily due to the effects of the TCJA on the original request. On September 13, 2018, the MPSC issued an order approving an annual revenue increase of \$9 million for services rendered on or after October 1, 2018. The MPSC authorized a return on equity of 10.0%. Refer to the 2017 Tax Reform section below for further detail regarding the impact of the TCJA Credit A filing for DTE Gas.

2017 Tax Reform

On December 27, 2017, the MPSC issued an order to consider changes in the rates of all Michigan rate-regulated utilities to reflect the effects of the federal TCJA. On January 19, 2018, DTE Electric and DTE Gas filed information with the MPSC regarding the potential change in revenue requirements due to the TCJA effective January 1, 2018, and outlined their recommended method to flow the current and deferred tax benefits of those impacts to ratepayers.

Name of Respondent	This Report is:	Date of Report	Year/Period of Report
DTE Electric Company	(1) <input checked="" type="checkbox"/> An Original (2) <input type="checkbox"/> A Resubmission	(Mo, Da, Yr) / /	2018/Q4
NOTES TO FINANCIAL STATEMENTS (Continued)			

On February 22, 2018, the MPSC issued an order in this case requiring utilities, including DTE Electric and DTE Gas, to follow a 3-step approach of credits and calculations. The first step is to establish Credit A, through contested cases. Credit A is a going-forward tax credit to reflect the reduction of the corporate tax rate from 35% to 21%. DTE Gas submitted its Credit A filing on March 28, 2018, reflecting a reduction in revenues of \$38.2 million. The MPSC approved the \$38.2 million reduction on May 30, 2018, effective July 1, 2018. With approval of the DTE Gas Rate Order on September 13, 2018, effective October 1, 2018, this separate Credit A was terminated. DTE Electric filed its Credit A application on May 18, 2018, reflecting a reduction in revenues of \$157 million. On July 24, 2018, the MPSC issued an order approving a settlement in DTE Electric's Credit A filing reflecting a reduction in revenues of \$157 million. Rates reflecting this reduction were effective August 1, 2018.

The second step is to establish Credit B, through contested cases. Credit B is a backward-looking tax credit to reflect the reduction of the corporate rate of 35% to 21%, for the period January 1, 2018 up to the date Credit A is implemented. The Credit B filing is required within sixty days after Credit A is implemented. For Credit B, DTE Electric and DTE Gas have been deferring the impact of the reduction to the corporate tax rate since January 1, 2018. DTE Gas submitted its Credit B filing on July 30, 2018, reflecting a \$25 million refund effective January 2019 through June 2019. On October 24, 2018, the MPSC issued an order approving the refund in DTE Gas' Credit B filing. DTE Electric submitted its Credit B filing on September 21, 2018, reflecting a \$93 million refund effective January 2019 through June 2019. On December 20, 2018, the MPSC issued an order approving the \$93 million refund, inclusive of interest, in DTE Electric's Credit B filing, which commenced on January 1, 2019 through June 30, 2019.

The third step is to perform Calculation C to address all remaining issues relative to the new tax law, which is primarily the remeasurement of deferred taxes and how the amounts deferred as Regulatory liabilities will flow to ratepayers. DTE Gas filed its Calculation C case on November 16, 2018 to reduce the revenue requirement by \$12 million related to the amortization of deferred tax remeasurement. DTE Electric addressed Calculation C in its general rate case filed July 6, 2018.

NOTE 10 — INCOME TAXES

Income Tax Summary

DTE Energy files a consolidated federal income tax return. DTE Electric is a part of the consolidated federal income tax return of DTE Energy. DTE Energy and its subsidiaries file consolidated and/or separate company income tax returns in various states and localities, including a consolidated return in the State of Michigan. DTE Electric is part of the Michigan consolidated income tax return of DTE Energy. The federal, state and local income tax expense for DTE Electric is determined on an individual company basis with no allocation of tax expenses or benefits from other affiliates of DTE Energy. DTE Electric had income tax receivables with DTE Energy of \$8 million and \$12 million at December 31, 2018 and 2017, respectively.

Name of Respondent	This Report is:	Date of Report	Year/Period of Report
DTE Electric Company	(1) <input checked="" type="checkbox"/> An Original (2) <input type="checkbox"/> A Resubmission	(Mo, Da, Yr) / /	2018/Q4
NOTES TO FINANCIAL STATEMENTS (Continued)			

The Registrants' total Income Tax Expense varied from the statutory federal income tax rate for the following reasons:

	2018	2017	2016
DTE Energy	(In millions)		
Income Before Income Taxes	\$ 1,216	\$ 1,287	\$ 1,105
Income tax expense at statutory rate - 21% in 2018 - 35% in 2017 and 2016	\$ 255	\$ 450	\$ 387
Production tax credits	(223)	(189)	(145)
Investment tax credits	(4)	(4)	(5)
Depreciation	2	(4)	(4)
Noncontrolling interests	2	8	12
AFUDC equity	(14)	(18)	(10)
Employee Stock Ownership Plan dividends	(3)	(5)	(5)
Stock based compensation	(3)	(14)	—
Subsidiary stock loss	—	—	(10)
State and local income taxes, net of federal benefit	60	51	58
Enactment of the Tax Cuts and Jobs Act	21	(105)	—
Other, net	5	5	(7)
Income Tax Expense	<u>\$ 98</u>	<u>\$ 175</u>	<u>\$ 271</u>
Effective income tax rate	<u>8.1%</u>	<u>13.6%</u>	<u>24.5%</u>
DTE Electric	(In millions)		
Income Before Income Taxes	\$ 857	\$ 928	\$ 975
Income tax expense at statutory rate - 21% in 2018 - 35% in 2017 and 2016	\$ 180	\$ 325	\$ 341
Production tax credits	(35)	(36)	(30)
Investment tax credits	(3)	(4)	(4)
Depreciation	2	3	3
AFUDC equity	(3)	(5)	(6)
Employee Stock Ownership Plan dividends	(2)	(3)	(3)
State and local income taxes, net of federal benefit	49	48	56
Enactment of the Tax Cuts and Jobs Act	7	—	—
Other, net	(2)	(1)	(4)
Income Tax Expense	<u>\$ 193</u>	<u>\$ 327</u>	<u>\$ 353</u>
Effective income tax rate	<u>22.5%</u>	<u>35.2%</u>	<u>36.2%</u>

Name of Respondent	This Report is:	Date of Report	Year/Period of Report
DTE Electric Company	(1) <input checked="" type="checkbox"/> An Original (2) <input type="checkbox"/> A Resubmission	(Mo, Da, Yr) / /	2018/Q4
NOTES TO FINANCIAL STATEMENTS (Continued)			

Components of the Registrants' Income Tax Expense were as follows:

	2018	2017	2016
DTE Energy	(In millions)		
Current income tax expense (benefit)			
Federal	\$ (17)	\$ (22)	\$ (1)
State and other income tax	1	1	7
Total current income taxes	<u>(16)</u>	<u>(21)</u>	<u>6</u>
Deferred income tax expense			
Federal	38	118	184
State and other income tax	76	78	81
Total deferred income taxes	<u>114</u>	<u>196</u>	<u>265</u>
	<u>\$ 98</u>	<u>\$ 175</u>	<u>\$ 271</u>
DTE Electric	(In millions)		
Current income tax expense (benefit)			
Federal	\$ —	\$ (17)	\$ —
State and other income tax	4	(1)	11
Total current income taxes	<u>4</u>	<u>(18)</u>	<u>11</u>
Deferred income tax expense			
Federal	131	270	268
State and other income tax	58	75	74
Total deferred income taxes	<u>189</u>	<u>345</u>	<u>342</u>
	<u>\$ 193</u>	<u>\$ 327</u>	<u>\$ 353</u>

Deferred tax assets and liabilities are recognized for the estimated future tax effect of temporary differences between the tax basis of assets or liabilities and the reported amounts in the Registrant's Consolidated Financial Statements. Consistent with the original establishment of these deferred tax liabilities (assets), no recognition of these non-cash transactions have been reflected in the Consolidated Statements of Cash Flows.

Name of Respondent	This Report is: (1) <input checked="" type="checkbox"/> An Original (2) <input type="checkbox"/> A Resubmission	Date of Report (Mo, Da, Yr) / /	Year/Period of Report 2018/Q4
DTE Electric Company			
NOTES TO FINANCIAL STATEMENTS (Continued)			

The Registrants' deferred tax assets (liabilities) were comprised of the following at December 31:

	DTE Energy		DTE Electric	
	2018	2017	2018	2017
	(In millions)			
Property, plant, and equipment	\$ (3,462)	\$ (3,276)	\$ (2,840)	\$ (2,698)
Regulatory assets and liabilities	(54)	(94)	(3)	(31)
Tax credit carry-forwards	1,178	947	250	193
Pension and benefits	311	334	258	302
Federal net operating loss carry-forward	117	83	2	47
State and local net operating loss carry-forwards	59	70	1	5
Investments in equity method investees	(216)	(82)	(1)	—
Other	125	170	87	94
	(1,942)	(1,848)	(2,246)	(2,088)
Less valuation allowance	(33)	(40)	—	—
Long-term deferred income tax liabilities	\$ (1,975)	\$ (1,888)	\$ (2,246)	\$ (2,088)
Deferred income tax assets	\$ 2,021	\$ 1,814	\$ 855	\$ 830
Deferred income tax liabilities	(3,996)	(3,702)	(3,101)	(2,918)
	\$ (1,975)	\$ (1,888)	\$ (2,246)	\$ (2,088)

Tax credit carry-forwards for DTE Energy include \$871 million of general business credits that expire from 2034 through 2038 and \$307 million of alternative minimum tax credits that will be refundable over the next four years. The alternative minimum tax credits are production tax credits earned prior to 2006 but not utilized. The majority of these alternative minimum tax credits were generated from projects that had received a private letter ruling (PLR) from the IRS. These PLRs provide assurance as to the appropriateness of using these credits to offset taxable income, however, these tax credits are subject to IRS audit and adjustment. No valuation allowance is required for the tax credits carry-forward deferred tax asset.

DTE Energy has a federal net operating loss carry-forward of \$555 million as of December 31, 2018. The net operating loss carry-forwards generated in 2015 and 2016 will expire from 2035 through 2036, and the net operating loss carry-forward generated in 2018 will be carried forward indefinitely. No valuation allowance is required for the federal net operating loss deferred tax asset.

DTE Energy has state and local deferred tax assets related to net operating loss carry-forwards of \$59 million and \$70 million at December 31, 2018 and 2017, respectively. The state and local net operating loss carry-forwards expire from 2019 through 2038. DTE Energy has recorded valuation allowances at December 31, 2018 and 2017 of approximately \$33 million and \$40 million, respectively, with respect to these deferred tax assets. In assessing the realizability of deferred tax assets, DTE Energy considers whether it is more likely than not that some portion or all of the deferred tax assets will not be realized. The ultimate realization of deferred tax assets is dependent upon the generation of future taxable income during the periods in which those temporary differences become deductible.

Name of Respondent	This Report is:	Date of Report	Year/Period of Report
DTE Electric Company	(1) <input checked="" type="checkbox"/> An Original (2) <input type="checkbox"/> A Resubmission	(Mo, Da, Yr) / /	2018/Q4
NOTES TO FINANCIAL STATEMENTS (Continued)			

Tax credit carry-forwards for DTE Electric include \$250 million of general business credits that expire from 2035 through 2038. No valuation allowance is required for the tax credits carry-forward deferred tax asset.

DTE Electric has a federal net operating loss carry-forward of \$11 million as of December 31, 2018, which will expire in 2035. No valuation allowance is required for the federal net operating loss deferred tax asset.

DTE Electric has state and local deferred tax assets related to net operating loss carry-forwards of \$1 million at December 31, 2018, while there was \$5 million state and local deferred tax asset related to net operating loss carry-forwards at December 31, 2017. No valuation allowance is required for DTE Electric's state and local net operating loss carry-forwards.

The above tables exclude unamortized investment tax credits that are shown separately on the Registrants' Consolidated Statements of Financial Position. Investment tax credits are deferred and amortized to income over the average life of the related property.

Tax Cuts and Jobs Act

On December 22, 2017, the TCJA was enacted reducing the corporate income tax rate from 35% to 21%, effective January 1, 2018. As a result of the enactment, the deferred tax assets and liabilities were remeasured to reflect the impact of the TCJA on the cumulative temporary differences expected to reverse after the effective date. The net impact of this remeasurement was a decrease in deferred tax liabilities of \$2.56 billion, of which \$2.45 billion was attributable to regulated utilities and offset to regulatory assets and liabilities. This regulatory treatment is consistent with prior precedent set by the MPSC from previous tax law changes. The remaining \$105 million was attributable to the non-utility entities and was recognized as a net reduction to income tax expense in 2017.

On December 22, 2017, the SEC issued guidance under Staff Accounting Bulletin No. 118, *Income Tax Accounting Implications of the Tax Cuts and Jobs Act (SAB 118)*, directing taxpayers to consider the implications of the TCJA as provisional when it does not have the necessary information available, prepared, or analyzed in reasonable detail to complete its accounting for the change in the tax law. Refer to Note 3 to the Consolidated Financial Statements, "New Accounting Pronouncements," for a description of true-up adjustments to the remeasurement of deferred taxes recorded in 2018.

Uncertain Tax Positions

A reconciliation of the beginning and ending amount of unrecognized tax benefits for the Registrants is as follows:

	2018	2017	2016
	(In millions)		
DTE Energy			
Balance at January 1	\$ 10	\$ 10	\$ 3
Additions for tax positions of prior years	—	—	7
Balance at December 31	\$ 10	\$ 10	\$ 10

Name of Respondent	This Report is:	Date of Report	Year/Period of Report
DTE Electric Company	(1) <input checked="" type="checkbox"/> An Original (2) <input type="checkbox"/> A Resubmission	(Mo, Da, Yr) / /	2018/Q4
NOTES TO FINANCIAL STATEMENTS (Continued)			

	2018	2017	2016
	(In millions)		
DTE Electric			
Balance at January 1	\$ 13	\$ 13	\$ 4
Additions for tax positions of prior years	—	—	9
Balance at December 31	\$ 13	\$ 13	\$ 13

DTE Energy had \$8 million of unrecognized tax benefits at December 31, 2018 and 2017 that, if recognized, would favorably impact its effective tax rate. DTE Energy does not anticipate any material decrease in unrecognized tax benefits in the next twelve months.

DTE Electric had \$10 million of unrecognized tax benefits at December 31, 2018 and 2017 that, if recognized, would favorably impact its effective tax rate. DTE Electric does not anticipate any material decrease in unrecognized tax benefits in the next twelve months.

The Registrants recognize interest and penalties pertaining to income taxes in Interest expense and Other expenses, respectively, on their Consolidated Statements of Operations.

Accrued interest pertaining to income taxes for DTE Energy totaled \$4 million and \$3 million at December 31, 2018 and 2017, respectively. DTE Energy recognized interest expense related to income taxes of \$1 million in 2018, a nominal amount in 2017, and \$2 million in 2016. DTE Energy had accrued no penalties pertaining to income taxes.

Accrued interest pertaining to income taxes for DTE Electric totaled \$5 million and \$4 million at December 31, 2018 and 2017, respectively. DTE Electric recognized interest expense related to income taxes of \$1 million in 2018, a nominal amount in 2017, and \$3 million in 2016. DTE Electric had accrued no penalties pertaining to income taxes.

In 2018, DTE Energy, including DTE Electric, settled a federal tax audit for the 2016 tax year. DTE Energy's federal income tax returns for 2017 and subsequent years remain subject to examination by the IRS. DTE Energy's Michigan Business Tax and Michigan Corporate Income Tax returns for the year 2008 and subsequent years remain subject to examination by the State of Michigan. DTE Energy also files tax returns in numerous state and local jurisdictions with varying statutes of limitation.

NOTE 11 — EARNINGS PER SHARE

Basic earnings per share is calculated by dividing the net income, adjusted for income allocated to participating securities, by the weighted average number of common shares outstanding during the period. Diluted earnings per share reflect the dilution that would occur if any potentially dilutive instruments were exercised or converted into common shares. DTE Energy's participating securities are restricted shares under the stock incentive program that contain rights to receive non-forfeitable dividends. Equity units, performance shares, and stock options do not receive cash dividends; as such, these awards are not considered participating securities. For additional information, see Notes 14 and 21 to Consolidated Financial Statements, "Long-Term Debt" and "Stock-Based Compensation," respectively.

Name of Respondent	This Report is: (1) <input checked="" type="checkbox"/> An Original (2) <input type="checkbox"/> A Resubmission	Date of Report (Mo, Da, Yr) / /	Year/Period of Report 2018/Q4
DTE Electric Company			
NOTES TO FINANCIAL STATEMENTS (Continued)			

The following is a reconciliation of DTE Energy's basic and diluted income per share calculation for the years ended December 31:

	2018	2017	2016
(In millions, except per share amounts)			
Basic Earnings per Share			
Net Income Attributable to DTE Energy Company	\$ 1,120	\$ 1,134	\$ 868
Less: Allocation of earnings to net restricted stock awards	(2)	(2)	(2)
Net income available to common shareholders — basic	<u>\$ 1,118</u>	<u>\$ 1,132</u>	<u>\$ 866</u>
Average number of common shares outstanding — basic	181	179	179
Basic Earnings per Common Share	<u>\$ 6.18</u>	<u>\$ 6.32</u>	<u>\$ 4.84</u>
Diluted Earnings per Share			
Net Income Attributable to DTE Energy Company	\$ 1,120	\$ 1,134	\$ 868
Less: Allocation of earnings to net restricted stock awards	(2)	(2)	(2)
Net income available to common shareholders — diluted	<u>\$ 1,118</u>	<u>\$ 1,132</u>	<u>\$ 866</u>
Average number of common shares outstanding — diluted	181	179	179
Diluted Earnings per Common Share ^(a)	<u>\$ 6.17</u>	<u>\$ 6.32</u>	<u>\$ 4.83</u>

(a) The 2016 Equity Units excluded from the calculation of diluted EPS were approximately 6.3 million for the years ended December 31, 2018 and 2017 as the dilutive stock price threshold was not met. For more information, see Note 14 to the Consolidated Financial Statements, "Long-Term Debt."

Name of Respondent	This Report is:	Date of Report	Year/Period of Report
DTE Electric Company	(1) <input checked="" type="checkbox"/> An Original (2) <input type="checkbox"/> A Resubmission	(Mo, Da, Yr) / /	2018/Q4
NOTES TO FINANCIAL STATEMENTS (Continued)			

NOTE 12 — FAIR VALUE

Fair value is defined as the price that would be received to sell an asset or paid to transfer a liability in an orderly transaction between market participants at the measurement date in a principal or most advantageous market. Fair value is a market-based measurement that is determined based on inputs, which refer broadly to assumptions that market participants use in pricing assets or liabilities. These inputs can be readily observable, market corroborated, or generally unobservable inputs. The Registrants make certain assumptions they believe that market participants would use in pricing assets or liabilities, including assumptions about risk, and the risks inherent in the inputs to valuation techniques. Credit risk of the Registrants and their counterparties is incorporated in the valuation of assets and liabilities through the use of credit reserves, the impact of which was immaterial at December 31, 2018 and 2017. The Registrants believe they use valuation techniques that maximize the use of observable market-based inputs and minimize the use of unobservable inputs.

A fair value hierarchy has been established that prioritizes the inputs to valuation techniques used to measure fair value in three broad levels. The fair value hierarchy gives the highest priority to quoted prices (unadjusted) in active markets for identical assets or liabilities (Level 1) and the lowest priority to unobservable inputs (Level 3). In some cases, the inputs used to measure fair value might fall in different levels of the fair value hierarchy. All assets and liabilities are required to be classified in their entirety based on the lowest level of input that is significant to the fair value measurement in its entirety. Assessing the significance of a particular input may require judgment considering factors specific to the asset or liability, and may affect the valuation of the asset or liability and its placement within the fair value hierarchy. The Registrants classify fair value balances based on the fair value hierarchy defined as follows:

- *Level 1* — Consists of unadjusted quoted prices in active markets for identical assets or liabilities that the Registrants have the ability to access as of the reporting date.
- *Level 2* — Consists of inputs other than quoted prices included within Level 1 that are directly observable for the asset or liability or indirectly observable through corroboration with observable market data.
- *Level 3* — Consists of unobservable inputs for assets or liabilities whose fair value is estimated based on internally developed models or methodologies using inputs that are generally less readily observable and supported by little, if any, market activity at the measurement date. Unobservable inputs are developed based on the best available information and subject to cost-benefit constraints

The following table presents assets and liabilities for DTE Energy measured and recorded at fair value on a recurring basis^(a):

Name of Respondent DTE Electric Company	This Report is: (1) <input checked="" type="checkbox"/> An Original (2) <input type="checkbox"/> A Resubmission	Date of Report (Mo, Da, Yr) / /	Year/Period of Report 2018/Q4
NOTES TO FINANCIAL STATEMENTS (Continued)			

	December 31, 2018						December 31, 2017					
	Level 1	Level 2	Level 3	Other(b)	Netting(c)	Net Balance	Level 1	Level 2	Level 3	Other(b)	Netting(c)	Net Balance
(In millions)												
Assets												
Cash equivalents(d)	\$ 16	\$ 2	\$ —	\$ —	\$ —	\$ 18	\$ 16	\$ 3	\$ —	\$ —	\$ —	\$ 19
Nuclear decommissioning trusts												
Equity securities	851	—	—	—	—	851	978	—	—	—	—	978
Fixed income securities	12	490	—	—	—	502	18	477	—	—	—	495
Private equity and other	—	—	—	20	—	20	—	—	—	5	—	5
Cash equivalents	5	—	—	—	—	5	14	—	—	—	—	14
Other investments(e)												
Equity securities	110	—	—	—	—	110	118	—	—	—	—	118
Fixed income securities	69	—	—	—	—	69	72	—	—	—	—	72
Cash equivalents	4	—	—	—	—	4	4	—	—	—	—	4
Derivative assets:												
Commodity Contracts:												
Natural Gas	199	87	63	—	(277)	72	148	112	97	—	(256)	101
Electricity	—	247	56	—	(252)	51	—	243	42	—	(241)	44
Other	—	—	7	—	(1)	6	—	—	9	—	—	9
Foreign currency exchange contracts	—	4	—	—	—	4	—	1	—	—	(1)	—
Total derivative assets	199	338	126	—	(530)	133	148	356	148	—	(498)	154
Total	\$ 1,266	\$ 830	\$ 126	\$ 20	\$ (530)	\$ 1,712	\$ 1,368	\$ 836	\$ 148	\$ 5	\$ (498)	\$ 1,859
Liabilities												
Derivative liabilities:												
Commodity Contracts:												
Natural Gas	\$ (197)	\$ (71)	\$ (112)	\$ —	\$ 272	\$ (108)	\$ (141)	\$ (111)	\$ (126)	\$ —	\$ 263	\$ (115)
Electricity	—	(227)	(58)	—	240	(45)	—	(245)	(30)	—	246	(29)
Other	—	(1)	—	—	1	—	—	—	(1)	—	1	—
Interest rate contracts	—	(3)	—	—	—	(3)	—	—	—	—	—	—
Foreign currency exchange contracts	—	—	—	—	—	—	—	(3)	—	—	1	(2)
Total derivative liabilities	(197)	(302)	(170)	—	513	(156)	(141)	(359)	(157)	—	511	(146)
Total	\$ (197)	\$ (302)	\$ (170)	\$ —	\$ 513	\$ (156)	\$ (141)	\$ (359)	\$ (157)	\$ —	\$ 511	\$ (146)
Net Assets (Liabilities) at end of period	\$ 1,069	\$ 528	\$ (44)	\$ 20	\$ (17)	\$ 1,556	\$ 1,227	\$ 477	\$ (9)	\$ 5	\$ 13	\$ 1,713

Name of Respondent	This Report is:	Date of Report	Year/Period of Report
DTE Electric Company	(1) <input checked="" type="checkbox"/> An Original (2) <input type="checkbox"/> A Resubmission	(Mo, Da, Yr) / /	2018/Q4
NOTES TO FINANCIAL STATEMENTS (Continued)			

Assets

Current	\$ 212	\$ 273	\$ 96	\$ —	\$ (461)	\$ 120	\$ 157	\$ 298	\$ 104	\$ —	\$ (437)	\$ 122
Noncurrent	1,054	557	30	20	(69)	1,592	1,211	538	44	5	(61)	1,737
Total Assets	\$ 1,266	\$ 830	\$ 126	\$ 20	\$ (530)	\$ 1,712	\$ 1,368	\$ 836	\$ 148	\$ 5	\$ (498)	\$ 1,859

Liabilities

Current	\$ (191)	\$ (251)	\$ (76)	\$ —	\$ 451	\$ (67)	\$ (137)	\$ (313)	\$ (108)	\$ —	\$ 459	\$ (99)
Noncurrent	(6)	(51)	(94)	—	62	(89)	(4)	(46)	(49)	—	52	(47)
Total Liabilities	\$ (197)	\$ (302)	\$ (170)	\$ —	\$ 513	\$ (156)	\$ (141)	\$ (359)	\$ (157)	\$ —	\$ 511	\$ (146)
Net Assets (Liabilities) at end of period	\$ 1,069	\$ 528	\$ (44)	\$ 20	\$ (17)	\$ 1,556	\$ 1,227	\$ 477	\$ (9)	\$ 5	\$ 13	\$ 1,713

- (a) See footnotes on following page.
(b) Amounts represent assets valued at NAV as a practical expedient for fair value.
(c) Amounts represent the impact of master netting agreements that allow DTE Energy to net gain and loss positions and cash collateral held or placed with the same counterparties.
(d) At December 31, 2018, the \$18 million consisted of \$3 million, \$5 million, and \$10 million of cash equivalents included in Cash and Cash equivalents, Restricted cash, and Other investments on DTE Energy's Consolidated Statements of Financial Position, respectively. At December 31, 2017, the \$19 million consisted of \$8 million and \$11 million of cash equivalents included in Restricted cash and Other investments on DTE Energy's Consolidated Statements of Financial Position, respectively.
(e) Excludes cash surrender value of life insurance investments.

The following table presents assets for DTE Electric measured and recorded at fair value on a recurring basis:

	December 31, 2018					December 31, 2017				
	Level 1	Level 2	Level 3	Other ^(a)	Net Balance	Level 1	Level 2	Level 3	Other	Net Balance
(In millions)										
Assets										
Cash equivalents ^(b)	\$ 8	\$ 2	\$ —	\$ —	\$ 10	\$ 8	\$ 3	\$ —	\$ —	\$ 11
Nuclear decommissioning trusts										
Equity securities	851	—	—	—	851	978	—	—	—	978
Fixed income securities	12	490	—	—	502	18	477	—	—	495
Private equity and other	—	—	—	20	20	—	—	—	5	5
Cash equivalents	5	—	—	—	5	14	—	—	—	14
Other investments										
Equity securities	10	—	—	—	10	11	—	—	—	11
Derivative assets — FTRs	—	—	6	—	6	—	—	9	—	9
Total	\$ 886	\$ 492	\$ 6	\$ 20	\$ 1,404	\$ 1,029	\$ 480	\$ 9	\$ 5	\$ 1,523
Assets										
Current	\$ 8	\$ 2	\$ 6	\$ —	\$ 16	\$ 8	\$ 3	\$ 9	\$ —	\$ 20
Noncurrent	878	490	—	20	1,388	1,021	477	—	5	1,503
Total Assets	\$ 886	\$ 492	\$ 6	\$ 20	\$ 1,404	\$ 1,029	\$ 480	\$ 9	\$ 5	\$ 1,523

- (a) Amounts represent assets valued at NAV as a practical expedient for fair value.

Name of Respondent	This Report is:	Date of Report	Year/Period of Report
DTE Electric Company	(1) <input checked="" type="checkbox"/> An Original (2) <input type="checkbox"/> A Resubmission	(Mo, Da, Yr) / /	2018/Q4
NOTES TO FINANCIAL STATEMENTS (Continued)			

- (b) At December 31, 2018, the \$10 million consisted of cash equivalents included in Other investments on DTE Electric's Consolidated Statements of Financial Position. At December 31, 2017, the \$11 million consisted of cash equivalents included in Other investments on DTE Electric's Consolidated Statements of Financial Position.

Cash Equivalents

Cash equivalents include investments with maturities of three months or less when purchased. The cash equivalents shown in the fair value table are comprised of short-term investments and money market funds.

Nuclear Decommissioning Trusts and Other Investments

The nuclear decommissioning trusts and other investments hold debt and equity securities directly and indirectly through commingled funds. Other assets such as private equity investments are used to enhance long-term returns while improving portfolio diversification. All pricing for private equity investments in this category are classified as NAV assets. Exchange-traded debt and equity securities held directly are valued using quoted market prices in actively traded markets. Non-exchange traded fixed income securities are valued based upon quotations available from brokers or pricing services. Commingled funds that hold exchange-traded equity or debt securities (exchange and non-exchange traded) and are valued based on publicly available NAVs. A primary price source is identified by asset type, class, or issue for each security. The trustee monitors prices supplied by pricing services and may use a supplemental price source or change the primary price source of a given security if the trustee determines that another price source is considered preferable. The Registrants have obtained an understanding of how these prices are derived, including the nature and observability of the inputs used in deriving such prices. Investment policies and procedures are determined by DTE Energy's Trust Investments Department which reports to DTE Energy's Vice President and Treasurer.

Derivative Assets and Liabilities

Derivative assets and liabilities are comprised of physical and financial derivative contracts, including futures, forwards, options, and swaps that are both exchange-traded and over-the-counter traded contracts. Various inputs are used to value derivatives depending on the type of contract and availability of market data. Exchange-traded derivative contracts are valued using quoted prices in active markets. The Registrants consider the following criteria in determining whether a market is considered active: frequency in which pricing information is updated, variability in pricing between sources or over time, and the availability of public information. Other derivative contracts are valued based upon a variety of inputs including commodity market prices, broker quotes, interest rates, credit ratings, default rates, market-based seasonality, and basis differential factors. The Registrants monitor the prices that are supplied by brokers and pricing services and may use a supplemental price source or change the primary price source of an index if prices become unavailable or another price source is determined to be more representative of fair value. The Registrants have obtained an understanding of how these prices are derived. Additionally, the Registrants selectively corroborate the fair value of their transactions by comparison of market-based price sources. Mathematical valuation models are used for derivatives for which external market data is not readily observable, such as contracts which extend beyond the actively traded reporting period. The Registrants have established a Risk Management Committee whose responsibilities include directly or indirectly ensuring all valuation methods are applied in accordance with predefined policies. The development and maintenance of the Registrants' forward price curves has been assigned to DTE Energy's Risk Management Department, which is separate and distinct from the trading functions within DTE Energy.

Name of Respondent	This Report is: (1) <input checked="" type="checkbox"/> An Original (2) <input type="checkbox"/> A Resubmission	Date of Report (Mo, Da, Yr) / /	Year/Period of Report 2018/Q4
DTE Electric Company			
NOTES TO FINANCIAL STATEMENTS (Continued)			

The following table presents the fair value reconciliation of Level 3 assets and liabilities measured at fair value on a recurring basis for DTE Energy:

	Year Ended December 31, 2018				Year Ended December 31, 2017			
	Natural Gas	Electricity	Other	Total	Natural Gas	Electricity	Other	Total
(In millions)								
Net Assets (Liabilities) as of January 1	\$ (29)	\$ 12	\$ 8	\$ (9)	\$ (96)	\$ 9	\$ (1)	\$ (88)
Transfers into Level 3 from Level 2	—	—	—	—	—	—	—	—
Transfers from Level 3 into Level 2	(3)	—	—	(3)	—	—	—	—
Total gains (losses)								
Included in earnings	(146)	29	1	(116)	(29)	109	2	82
Recorded in Regulatory liabilities	—	—	9	9	—	—	25	25
Purchases, issuances, and settlements:								
Purchases	—	—	—	—	—	—	—	—
Issuances	—	—	—	—	—	—	—	—
Settlements	129	(43)	(11)	75	96	(106)	(18)	(28)
Net Assets (Liabilities) as of December 31	\$ (49)	\$ (2)	\$ 7	\$ (44)	\$ (29)	\$ 12	\$ 8	\$ (9)
The amount of total gains (losses) included in Net Income attributed to the change in unrealized gains (losses) related to assets and liabilities held at December 31, 2018 and 2017 and reflected in Operating Revenues — Non-utility operations and Fuel, purchased power, and gas — non-utility in DTE Energy's Consolidated Statements of Operations	\$ (119)	\$ 15	\$ (16)	\$ (120)	\$ (30)	\$ 50	\$ 1	\$ 21

The following table presents the fair value reconciliation of Level 3 assets and liabilities measured at fair value on a recurring basis for DTE Electric:

	Year Ended December 31,	
	2018	2017
(In millions)		
Net Assets as of January 1	\$ 9	\$ 2
Change in fair value recorded in Regulatory liabilities	9	25
Purchases, issuances, and settlements:		
Settlements	(12)	(18)
Net Assets as of December 31	\$ 6	\$ 9
The amount of total gains (losses) included in Regulatory liabilities attributed to the change in unrealized gains (losses) related to assets and liabilities held at December 31, 2018 and 2017 and reflected in DTE Electric's Consolidated Statements of Financial Position	\$ 6	\$ 9

Name of Respondent	This Report is:	Date of Report	Year/Period of Report
DTE Electric Company	(1) <input checked="" type="checkbox"/> An Original (2) <input type="checkbox"/> A Resubmission	(Mo, Da, Yr) / /	2018/Q4
NOTES TO FINANCIAL STATEMENTS (Continued)			

Derivatives are transferred between levels primarily due to changes in the source data used to construct price curves as a result of changes in market liquidity. Transfers in and transfers out are reflected as if they had occurred at the beginning of the period.

There were no transfers between Levels 1 and 2 for the Registrants during the years ended December 31, 2018 and 2017, and there were no transfers from or into Level 3 for DTE Electric during the same periods.

The following tables present the unobservable inputs related to DTE Energy's Level 3 assets and liabilities:

Commodity Contracts	December 31, 2018		Valuation Techniques	Unobservable Input	Range	Weighted Average
	Derivative Assets	Derivative Liabilities				
(In millions)						
Natural Gas	\$ 63	\$ (112)	Discounted Cash Flow	Forward basis price (per MMBtu)	\$ (2.15) — \$ 5.59/MMBtu	\$ (0.1)/MMBtu
Electricity	\$ 56	\$ (58)	Discounted Cash Flow	Forward basis price (per MWh)	\$ (7) — \$ 9/MWh	\$ 1/MWh

Commodity Contracts	December 31, 2017		Valuation Techniques	Unobservable Input	Range	Weighted Average
	Derivative Assets	Derivative Liabilities				
(In millions)						
Natural Gas	\$ 97	\$ (126)	Discounted Cash Flow	Forward basis price (per MMBtu)	\$ (1.10) — \$ 9.75/MMBtu	\$ (0.03)/MMBtu
Electricity	\$ 42	\$ (30)	Discounted Cash Flow	Forward basis price (per MWh)	\$ (5) — \$ 15/MWh	\$ 2/MWh

The unobservable inputs used in the fair value measurement of the electricity and natural gas commodity types consist of inputs that are less observable due in part to lack of available broker quotes, supported by little, if any, market activity at the measurement date or are based on internally developed models. Certain basis prices (i.e., the difference in pricing between two locations) included in the valuation of natural gas and electricity contracts were deemed unobservable.

The inputs listed above would have a direct impact on the fair values of the above security types if they were adjusted. A significant increase (decrease) in the basis price would result in a higher (lower) fair value for long positions, with offsetting impacts to short positions.

Name of Respondent	This Report is: (1) <input checked="" type="checkbox"/> An Original (2) <input type="checkbox"/> A Resubmission	Date of Report (Mo, Da, Yr) / /	Year/Period of Report
DTE Electric Company			2018/Q4
NOTES TO FINANCIAL STATEMENTS (Continued)			

Fair Value of Financial Instruments

The following table presents the carrying amount and fair value of financial instruments for DTE Energy:

	December 31, 2018				December 31, 2017			
	Carrying Amount	Fair Value			Carrying Amount	Fair Value		
		Level 1	Level 2	Level 3		Level 1	Level 2	Level 3
(In millions)								
Notes receivable ^(a) , excluding capital leases	\$ 40	\$ —	\$ —	\$ 40	\$ 38	\$ —	\$ —	\$ 38
Dividends payable	\$ 172	\$ 172	\$ —	\$ —	\$ 158	\$ 158	\$ —	\$ —
Short-term borrowings	\$ 609	\$ —	\$ 609	\$ —	\$ 621	\$ —	\$ 621	\$ —
Notes payable — Other ^(b) , excluding capital leases	\$ 41	\$ —	\$ —	\$ 41	\$ 12	\$ —	\$ —	\$ 12
Long-term debt ^(c)	\$ 13,622	\$ 1,796	\$ 10,712	\$ 1,317	\$ 12,288	\$ 1,939	\$ 10,571	\$ 764

(a) Current portion included in Current Assets — Other on DTE Energy's Consolidated Statements of Financial Position.

(b) Included in Current Liabilities — Other and Other Liabilities — Other on DTE Energy's Consolidated Statements of Financial Position.

(c) Includes debt due within one year, unamortized debt discounts, and issuance costs. Excludes Capital lease obligations.

The following table presents the carrying amount and fair value of financial instruments for DTE Electric:

	December 31, 2018				December 31, 2017			
	Carrying Amount	Fair Value			Carrying Amount	Fair Value		
		Level 1	Level 2	Level 3		Level 1	Level 2	Level 3
(In millions)								
Notes receivable, excluding capital leases	\$ 6	\$ —	\$ —	\$ 6	\$ —	\$ —	\$ —	\$ —
Short-term borrowings — affiliates	\$ 101	\$ —	\$ —	\$ 101	\$ 116	\$ —	\$ —	\$ 116
Short-term borrowings — other	\$ 149	\$ —	\$ 149	\$ —	\$ 238	\$ —	\$ 238	\$ —
Notes payable — Other ^(a) , excluding capital leases	\$ 21	\$ —	\$ —	\$ 21	\$ 2	\$ —	\$ —	\$ 2
Long-term debt ^(b)	\$ 6,538	\$ —	\$ 6,552	\$ 161	\$ 6,017	\$ —	\$ 6,441	\$ 171

(a) Included in Current Liabilities — Other and Other Liabilities — Other on DTE Electric's Consolidated Statements of Financial Position.

(b) Includes debt due within one year, unamortized debt discounts, and issuance costs. Excludes Capital lease obligations.

For further fair value information on financial and derivative instruments, see Note 13 to the Consolidated Financial Statements, "Financial and Other Derivative Instruments."

Name of Respondent	This Report is:	Date of Report	Year/Period of Report
DTE Electric Company	(1) <input checked="" type="checkbox"/> An Original (2) <input type="checkbox"/> A Resubmission	(Mo, Da, Yr) / /	2018/Q4
NOTES TO FINANCIAL STATEMENTS (Continued)			

Nuclear Decommissioning Trust Funds

DTE Electric has a legal obligation to decommission its nuclear power plants following the expiration of its operating licenses. This obligation is reflected as an Asset retirement obligation on DTE Electric's Consolidated Statements of Financial Position. Rates approved by the MPSC provide for the recovery of decommissioning costs of Fermi 2 and the disposal of low-level radioactive waste. See Note 8 to the Consolidated Financial Statements, "Asset Retirement Obligations."

The following table summarizes DTE Electric's fair value of the nuclear decommissioning trust fund assets:

	December 31,	
	2018	2017
	(In millions)	
Fermi 2	\$ 1,372	\$ 1,475
Fermi 1	3	3
Low-level radioactive waste	3	14
	\$ 1,378	\$ 1,492

The costs of securities sold are determined on the basis of specific identification. The following table sets forth DTE Electric's gains and losses and proceeds from the sale of securities by the nuclear decommissioning trust funds:

	Year Ended December 31,		
	2018	2017	2016
	(In millions)		
Realized gains	\$ 65	\$ 83	\$ 74
Realized losses	\$ (42)	\$ (29)	\$ (63)
Proceeds from sale of securities	\$ 1,203	\$ 1,240	\$ 1,457

Realized gains and losses from the sale of securities and unrealized gains and losses incurred by the Fermi 2 trust are recorded to the Regulatory asset and Nuclear decommissioning liability. Realized gains and losses from the sale of securities and unrealized gains and losses on the low-level radioactive waste funds are recorded to the Nuclear decommissioning liability.

Name of Respondent	This Report is:	Date of Report	Year/Period of Report
DTE Electric Company	(1) <input checked="" type="checkbox"/> An Original (2) <input type="checkbox"/> A Resubmission	(Mo, Da, Yr) / /	2018/Q4
NOTES TO FINANCIAL STATEMENTS (Continued)			

The following table sets forth DTE Electric's fair value and unrealized gains and losses for the nuclear decommissioning trust funds:

	December 31, 2018			December 31, 2017		
	Fair Value	Unrealized Gains	Unrealized Losses	Fair Value	Unrealized Gains	Unrealized Losses
(In millions)						
Equity securities	\$ 851	\$ 235	\$ (79)	\$ 978	\$ 320	\$ (32)
Fixed income securities	502	7	(8)	495	13	(3)
Private equity and other	20	—	—	5	—	—
Cash equivalents	5	—	—	14	—	—
	<u>\$ 1,378</u>	<u>\$ 242</u>	<u>\$ (87)</u>	<u>\$ 1,492</u>	<u>\$ 333</u>	<u>\$ (35)</u>

The following table summarizes the fair value of the fixed income securities held in nuclear decommissioning trust funds by contractual maturity:

	December 31, 2018
	(In millions)
Due within one year	\$ 29
Due after one through five years	89
Due after five through ten years	113
Due after ten years	271
	<u>\$ 502</u>

Other Securities

At December 31, 2018 and 2017, the Registrants' securities, included in Other investments on the Consolidated Statements of Financial Position, were comprised primarily of money market and equity securities. Net losses related to equity securities held at December 31, 2018 were \$11 million and net gains related to equity securities held at December 31, 2017 and 2016 were \$26 million, and \$15 million, respectively, for the Registrants. Gains or losses related to the Rabbi Trust assets are allocated from DTE Energy to DTE Electric.

Name of Respondent	This Report is:	Date of Report	Year/Period of Report
DTE Electric Company	(1) <input checked="" type="checkbox"/> An Original (2) <input type="checkbox"/> A Resubmission	(Mo, Da, Yr) / /	2018/Q4
NOTES TO FINANCIAL STATEMENTS (Continued)			

NOTE 13 — FINANCIAL AND OTHER DERIVATIVE INSTRUMENTS

The Registrants recognize all derivatives at their fair value as Derivative assets or liabilities on their respective Consolidated Statements of Financial Position unless they qualify for certain scope exceptions, including the normal purchases and normal sales exception. Further, derivatives that qualify and are designated for hedge accounting are classified as either hedges of a forecasted transaction or the variability of cash flows to be received or paid related to a recognized asset or liability (cash flow hedge); or as hedges of the fair value of a recognized asset or liability or of an unrecognized firm commitment (fair value hedge). For cash flow hedges, the portion of the derivative gain or loss that is effective in offsetting the change in the value of the underlying exposure is deferred in Accumulated other comprehensive income (loss) and later reclassified into earnings when the underlying transaction occurs. Gains or losses from the ineffective portion of cash flow hedges are recognized in earnings immediately. For fair value hedges, changes in fair values for the derivative and hedged item are recognized in earnings each period. For derivatives that do not qualify or are not designated for hedge accounting, changes in fair value are recognized in earnings each period.

The Registrants' primary market risk exposure is associated with commodity prices, credit, and interest rates. The Registrants have risk management policies to monitor and manage market risks. The Registrants use derivative instruments to manage some of the exposure. DTE Energy uses derivative instruments for trading purposes in its Energy Trading segment. Contracts classified as derivative instruments include electricity, natural gas, oil, certain coal forwards, futures, options, swaps, and foreign currency exchange contracts. Items not classified as derivatives include natural gas inventory, pipeline transportation contracts, renewable energy credits, and natural gas storage assets.

DTE Electric — DTE Electric generates, purchases, distributes, and sells electricity. DTE Electric uses forward contracts to manage changes in the price of electricity and fuel. Substantially all of these contracts meet the normal purchases and normal sales exception and are therefore accounted for under the accrual method. Other derivative contracts are MTM and recoverable through the PSCR mechanism when settled. This results in the deferral of unrealized gains and losses as Regulatory assets or liabilities until realized.

DTE Gas — DTE Gas purchases, stores, transports, distributes and sells natural gas, and sells storage and transportation capacity. DTE Gas has fixed-priced contracts for portions of its expected natural gas supply requirements through March 2021. Substantially all of these contracts meet the normal purchases and normal sales exception and are therefore accounted for under the accrual method. DTE Gas may also sell forward transportation and storage capacity contracts. Forward transportation and storage contracts are generally not derivatives and are therefore accounted for under the accrual method.

Gas Storage and Pipelines — This segment is primarily engaged in services related to the gathering, transportation, and storage of natural gas. Primarily fixed-priced contracts are used in the marketing and management of transportation and storage services. Generally, these contracts are not derivatives and are therefore accounted for under the accrual method.

Power and Industrial Projects — This segment manages and operates energy and pulverized coal projects, a coke battery, reduced emissions fuel projects, renewable gas recovery, and power generation assets. Primarily fixed-price contracts are used in the marketing and management of the segment assets. These contracts are generally not derivatives and are therefore accounted for under the accrual method.

Energy Trading — Commodity Price Risk — Energy Trading markets and trades electricity, natural gas physical products, and energy financial instruments, and provides energy and asset management services utilizing energy commodity derivative instruments. Forwards, futures, options, and swap agreements are used to manage exposure to the risk of market price and volume fluctuations in its operations. These derivatives are accounted for by recording changes in fair value to earnings unless hedge accounting criteria are met.

Name of Respondent DTE Electric Company	This Report is: (1) <input checked="" type="checkbox"/> An Original (2) <input type="checkbox"/> A Resubmission	Date of Report (Mo, Da, Yr) / /	Year/Period of Report 2018/Q4
NOTES TO FINANCIAL STATEMENTS (Continued)			

Energy Trading — Foreign Currency Exchange Risk — Energy Trading has foreign currency exchange forward contracts to economically hedge fixed Canadian dollar commitments existing under natural gas and power purchase and sale contracts and natural gas transportation contracts. Energy Trading enters into these contracts to mitigate price volatility with respect to fluctuations of the Canadian dollar relative to the U.S. dollar. These derivatives are accounted for by recording changes in fair value to earnings unless hedge accounting criteria are met.

Corporate and Other — Interest Rate Risk — DTE Energy may use interest rate swaps, treasury locks, and other derivatives to hedge the risk associated with interest rate market volatility.

Credit Risk — DTE Energy maintains credit policies that significantly minimize overall credit risk. These policies include an evaluation of potential customers' and counterparties' financial condition, including the viability of underlying productive assets, credit rating, collateral requirements, or other credit enhancements such as letters of credit or guarantees. DTE Energy generally uses standardized agreements that allow the netting of positive and negative transactions associated with a single counterparty. DTE Energy maintains a provision for credit losses based on factors surrounding the credit risk of its customers, historical trends, and other information. Based on DTE Energy's credit policies and its December 31, 2018 provision for credit losses, DTE Energy's exposure to counterparty nonperformance is not expected to have a material adverse effect on DTE Energy's Consolidated Financial Statements.

Derivative Activities

DTE Energy manages its MTM risk on a portfolio basis based upon the delivery period of its contracts and the individual components of the risks within each contract. Accordingly, it records and manages the energy purchase and sale obligations under its contracts in separate components based on the commodity (e.g. electricity or natural gas), the product (e.g. electricity for delivery during peak or off-peak hours), the delivery location (e.g. by region), the risk profile (e.g. forward or option), and the delivery period (e.g. by month and year). The following describes the categories of activities represented by their operating characteristics and key risks:

- *Asset Optimization* — Represents derivative activity associated with assets owned and contracted by DTE Energy, including forward natural gas purchases and sales, natural gas transportation, and storage capacity. Changes in the value of derivatives in this category typically economically offset changes in the value of underlying non-derivative positions, which do not qualify for fair value accounting. The difference in accounting treatment of derivatives in this category and the underlying non-derivative positions can result in significant earnings volatility.
- *Marketing and Origination* — Represents derivative activity transacted by originating substantially hedged positions with wholesale energy marketers, producers, end-users, utilities, retail aggregators, and alternative energy suppliers.
- *Fundamentals Based Trading* — Represents derivative activity transacted with the intent of taking a view, capturing market price changes, or putting capital at risk. This activity is speculative in nature as opposed to hedging an existing exposure.
- *Other* — Includes derivative activity at DTE Electric related to FTRs. Changes in the value of derivative contracts at DTE Electric are recorded as Derivative assets or liabilities, with an offset to Regulatory assets or liabilities as the settlement value of these contracts will be included in the PSCR mechanism when realized.

Name of Respondent	This Report is: (1) <input checked="" type="checkbox"/> An Original (2) <input type="checkbox"/> A Resubmission	Date of Report (Mo, Da, Yr) / /	Year/Period of Report
DTE Electric Company		/ /	2018/Q4
NOTES TO FINANCIAL STATEMENTS (Continued)			

The following table presents the fair value of derivative instruments for DTE Energy:

	December 31, 2018		December 31, 2017	
	Derivative Assets	Derivative Liabilities	Derivative Assets	Derivative Liabilities
(In millions)				
Derivatives designated as hedging instruments				
Interest rate contracts	\$ —	\$ (3)	\$ —	\$ —
Derivatives not designated as hedging instruments				
Commodity contracts				
Natural gas	\$ 349	\$ (380)	\$ 357	\$ (378)
Electricity	303	(285)	285	(275)
Other	7	(1)	9	(1)
Foreign currency exchange contracts	4	—	1	(3)
Total derivatives not designated as hedging instruments	\$ 663	\$ (666)	\$ 652	\$ (657)
Total derivatives	\$ 663	\$ (669)	\$ 652	\$ (657)
Current	\$ 563	\$ (518)	\$ 540	\$ (558)
Noncurrent	100	(151)	112	(99)

The following table presents the fair value of derivative instruments for DTE Electric:

	December 31,	
	2018	2017
(In millions)		
FTRs — Other current assets	\$ 6	\$ 9
Total derivatives not designated as hedging instruments	\$ 6	\$ 9

Certain of DTE Energy's derivative positions are subject to netting arrangements which provide for offsetting of asset and liability positions as well as related cash collateral. Such netting arrangements generally do not have restrictions. Under such netting arrangements, DTE Energy offsets the fair value of derivative instruments with cash collateral received or paid for those contracts executed with the same counterparty, which reduces DTE Energy's Total Assets and Liabilities. Cash collateral is allocated between the fair value of derivative instruments and customer accounts receivable and payable with the same counterparty on a pro-rata basis to the extent there is exposure. Any cash collateral remaining, after the exposure is netted to zero, is reflected in Accounts receivable and Accounts payable as collateral paid or received, respectively.

Name of Respondent	This Report is: (1) <input checked="" type="checkbox"/> An Original (2) <input type="checkbox"/> A Resubmission	Date of Report (Mo, Da, Yr) / /	Year/Period of Report 2018/Q4
DTE Electric Company			
NOTES TO FINANCIAL STATEMENTS (Continued)			

DTE Energy also provides and receives collateral in the form of letters of credit which can be offset against net Derivative assets and liabilities as well as Accounts receivable and payable. DTE Energy had issued letters of credit of approximately \$4 million outstanding at December 31, 2018 and 2017, which could be used to offset net Derivative liabilities. Letters of credit received from third parties which could be used to offset net Derivative assets were \$8 million and \$4 million at December 31, 2018 and 2017, respectively. Such balances of letters of credit are excluded from the tables below and are not netted with the recognized assets and liabilities in DTE Energy's Consolidated Statements of Financial Position.

For contracts with certain clearing agents, the fair value of derivative instruments is netted against realized positions with the net balance reflected as either 1) a Derivative asset or liability or 2) an Account receivable or payable. Other than certain clearing agents, Accounts receivable and Accounts payable that are subject to netting arrangements have not been offset against the fair value of Derivative assets and liabilities.

For DTE Energy, the total cash collateral received, net of cash collateral posted, was \$13 million as of December 31, 2018. DTE Energy had \$28 million total cash collateral posted, net of cash collateral received, as of December 31, 2017. DTE Energy had \$17 million of cash collateral related to unrealized positions to net against Derivative assets and no cash collateral related to unrealized positions to net against Derivative liabilities as of December 31, 2018. DTE Energy had \$9 million of cash collateral related to unrealized positions to net against Derivative assets while Derivative liabilities are shown net of cash collateral of \$22 million as of December 31, 2017. DTE Energy recorded cash collateral paid of \$10 million and cash collateral received of \$6 million not related to unrealized derivative positions as of December 31, 2018. DTE Energy recorded cash collateral paid of \$18 million and cash collateral received of \$3 million not related to unrealized derivative positions as of December 31, 2017. These amounts are included in Accounts receivable and Accounts payable and are recorded net by counterparty.

Name of Respondent	This Report is: (1) <input checked="" type="checkbox"/> An Original (2) <input type="checkbox"/> A Resubmission	Date of Report (Mo, Da, Yr) / /	Year/Period of Report 2018/Q4
DTE Electric Company			
NOTES TO FINANCIAL STATEMENTS (Continued)			

The following table presents the netting offsets of Derivative assets and liabilities for DTE Energy:

	December 31, 2018			December 31, 2017		
	Gross Amounts of Recognized Assets (Liabilities)	Gross Amounts Offset in the Consolidated Statements of Financial Position	Net Amounts of Assets (Liabilities) Presented in the Consolidated Statements of Financial Position	Gross Amounts of Recognized Assets (Liabilities)	Gross Amounts Offset in the Consolidated Statements of Financial Position	Net Amounts of Assets (Liabilities) Presented in the Consolidated Statements of Financial Position
(In millions)						
Derivative assets						
Commodity contracts						
Natural gas	\$ 349	\$ (277)	\$ 72	\$ 357	\$ (256)	\$ 101
Electricity	303	(252)	51	285	(241)	44
Other	7	(1)	6	9	—	9
Foreign currency exchange contracts	4	—	4	1	(1)	—
Total derivative assets	\$ 663	\$ (530)	\$ 133	\$ 652	\$ (498)	\$ 154
Derivative liabilities						
Commodity contracts						
Natural gas	\$ (380)	\$ 272	\$ (108)	\$ (378)	\$ 263	\$ (115)
Electricity	(285)	240	(45)	(275)	246	(29)
Other	(1)	1	—	(1)	1	—
Interest rate contracts	(3)	—	(3)	—	—	—
Foreign currency exchange contracts	—	—	—	(3)	1	(2)
Total derivative liabilities	\$ (669)	\$ 513	\$ (156)	\$ (657)	\$ 511	\$ (146)

The following table presents the netting offsets of Derivative assets and liabilities showing the reconciliation of derivative instruments to DTE Energy's Consolidated Statements of Financial Position:

	December 31, 2018				December 31, 2017			
	Derivative Assets		Derivative Liabilities		Derivative Assets		Derivative Liabilities	
	Current	Noncurrent	Current	Noncurrent	Current	Noncurrent	Current	Noncurrent
(In millions)								
Total fair value of derivatives	\$ 563	\$ 100	\$ (518)	\$ (151)	\$ 540	\$ 112	\$ (558)	\$ (99)
Counterparty netting	(451)	(62)	451	62	(437)	(52)	437	52
Collateral adjustment	(10)	(7)	—	—	—	(9)	22	—
Total derivatives as reported	\$ 102	\$ 31	\$ (67)	\$ (89)	\$ 103	\$ 51	\$ (99)	\$ (47)

Name of Respondent	This Report is: (1) <input checked="" type="checkbox"/> An Original (2) <input type="checkbox"/> A Resubmission	Date of Report (Mo, Da, Yr) / /	Year/Period of Report 2018/Q4
DTE Electric Company			
NOTES TO FINANCIAL STATEMENTS (Continued)			

The effect of derivatives not designated as hedging instruments on DTE Energy's Consolidated Statements of Operations is as follows:

	Location of Gain (Loss) Recognized in Income on Derivatives	Gain (Loss) Recognized in Income on Derivatives for Years Ended December 31,		
		2018	2017	2016
(In millions)				
Derivatives not Designated as Hedging Instruments				
Commodity contracts				
Natural gas	Operating Revenues — Non-utility operations	\$ (42)	\$ (74)	\$ (153)
Natural gas	Fuel, purchased power, and gas — non-utility	(94)	97	(2)
Electricity	Operating Revenues — Non-utility operations	49	105	43
Other	Operating Revenues — Non-utility operations	(1)	2	5
Foreign currency exchange contracts	Operating Revenues — Non-utility operations	7	(2)	(2)
Total		\$ (81)	\$ 128	\$ (109)

Revenues and energy costs related to trading contracts are presented on a net basis in DTE Energy's Consolidated Statements of Operations. Commodity derivatives used for trading purposes, and financial non-trading commodity derivatives, are accounted for using the MTM method with unrealized and realized gains and losses recorded in Operating Revenues — Non-utility operations. Non-trading physical commodity sale and purchase derivative contracts are generally accounted for using the MTM method with unrealized and realized gains and losses for sales recorded in Operating Revenues — Non-utility operations and purchases recorded in Fuel, purchased power, and gas — non-utility.

The following represents the cumulative gross volume of DTE Energy's derivative contracts outstanding as of December 31, 2018:

Commodity	Number of Units
Natural Gas (MMBtu)	2,171,541,994
Electricity (MWh)	36,163,761
Foreign Currency Exchange (Canadian dollars)	101,975,644

Various subsidiaries of DTE Energy have entered into contracts which contain ratings triggers and are guaranteed by DTE Energy. These contracts contain provisions which allow the counterparties to require that DTE Energy post cash or letters of credit as collateral in the event that DTE Energy's credit rating is downgraded below investment grade. Certain of these provisions (known as "hard triggers") state specific circumstances under which DTE Energy can be required to post collateral upon the occurrence of a credit downgrade, while other provisions (known as "soft triggers") are not as specific. For contracts with soft triggers, it is difficult to estimate the amount of collateral which may be requested by counterparties and/or which DTE Energy may ultimately be required to post. The amount of such collateral which could be requested fluctuates based on commodity prices (primarily natural gas, power, and coal) and the provisions and maturities of the underlying transactions. As of December 31, 2018, DTE Energy's contractual obligation to post collateral in the form of cash or letters of credit in the event of a downgrade to below investment grade, under both hard trigger and soft trigger provisions, was \$638 million.

Name of Respondent	This Report is:	Date of Report	Year/Period of Report
DTE Electric Company	(1) <input checked="" type="checkbox"/> An Original (2) <input type="checkbox"/> A Resubmission	(Mo, Da, Yr) / /	2018/Q4
NOTES TO FINANCIAL STATEMENTS (Continued)			

As of December 31, 2018, DTE Energy had \$541 million of derivatives in net liability positions, for which hard triggers exist. There is no collateral that has been posted against such liabilities, including cash and letters of credit. Associated derivative net asset positions for which contractual offset exists were \$495 million. The net remaining amount of \$46 million is derived from the \$638 million noted above.

NOTE 14 — LONG-TERM DEBT

Long-Term Debt

DTE Energy's long-term debt outstanding and weighted average interest rates of debt outstanding at December 31 were:

	Interest Rate ^(a)	Maturity Date	2018	2017
(In millions)				
Mortgage bonds, notes, and other				
DTE Energy Debt, Unsecured	3.2%	2019 — 2033	\$ 4,425	\$ 3,825
DTE Electric Taxable Debt, Principally Secured	4.3%	2020 — 2048	6,280	5,755
DTE Electric Tax-Exempt Revenue Bonds ^(b)	4.3%	2020 — 2030	310	310
DTE Gas Taxable Debt, Principally Secured	4.5%	2019 — 2048	1,550	1,330
Other Long-Term Debt, including Non-Recourse Debt			1	7
			<u>12,566</u>	<u>11,227</u>
Unamortized debt discount and premium, net			(16)	(15)
Unamortized debt issuance costs			(73)	(69)
Long-term debt due within one year			(1,495)	(104)
			<u>\$ 10,982</u>	<u>\$ 11,039</u>
Junior Subordinated Debentures				
Subordinated Debentures	5.5%	2062 — 2077	\$ 1,180	\$ 1,180
Unamortized debt issuance costs			(35)	(35)
			<u>\$ 1,145</u>	<u>\$ 1,145</u>

(a) Weighted average interest rate as of December 31, 2018.

(b) DTE Electric Tax-Exempt Revenue Bonds are issued by a public body that loans the proceeds to DTE Electric on terms substantially mirroring the Revenue Bonds.

Name of Respondent DTE Electric Company	This Report is: (1) <input checked="" type="checkbox"/> An Original (2) <input type="checkbox"/> A Resubmission	Date of Report (Mo, Da, Yr) / /	Year/Period of Report 2018/Q4
NOTES TO FINANCIAL STATEMENTS (Continued)			

DTE Electric's long-term debt outstanding and weighted average interest rates of debt outstanding at December 31 were:

	Interest Rate ^(a)	Maturity Date	2018	2017
(In millions)				
Mortgage bonds, notes, and other				
Taxable Debt, Principally Secured	4.3%	2020 — 2048	\$ 6,280	\$ 5,755
Tax-Exempt Revenue Bonds ^(b)	4.3%	2020 — 2030	<u>310</u>	<u>310</u>
			6,590	6,065
Unamortized debt discount			(11)	(10)
Unamortized debt issuance costs			<u>(41)</u>	<u>(38)</u>
			<u>\$ 6,538</u>	<u>\$ 6,017</u>

(a) Weighted average interest rate as of December 31, 2018.

(b) Tax-Exempt Revenue Bonds are issued by a public body that loans the proceeds to DTE Electric on terms substantially mirroring the Revenue Bonds.

Debt Issuances

In 2018, the following debt was issued:

Company	Month	Type	Interest Rate	Maturity Date	Amount
(In millions)					
DTE Electric	May	Mortgage Bonds ^(a)	4.05%	2048	\$ 525
DTE Energy	August	Senior Notes ^(b)	3.70%	2023	600
DTE Gas	August	Mortgage Bonds ^(b)	3.81%	2028	195
DTE Gas	August	Mortgage Bonds ^(b)	4.14%	2048	<u>125</u>
					<u>\$ 1,445</u>

(a) Bonds were issued as Green Bonds and the proceeds will be used to finance expenditures for solar and wind energy, payments under power purchase agreements for solar and wind energy, and energy optimization programs.

(b) Proceeds were used for the repayment of short-term borrowings and general corporate purposes.

On February 15, 2019, DTE Electric issued \$650 million of 3.95% Mortgage Bonds due 2049. These bonds were issued as Green Bonds and the proceeds will be used to finance expenditures for solar and wind energy, payments under power purchase agreements for solar and wind energy, and energy optimization programs.

Name of Respondent DTE Electric Company	This Report is: (1) <input checked="" type="checkbox"/> An Original (2) <input type="checkbox"/> A Resubmission	Date of Report (Mo, Da, Yr) / /	Year/Period of Report 2018/Q4
NOTES TO FINANCIAL STATEMENTS (Continued)			

Debt Redemptions

In 2018, the following debt was redeemed:

Company	Month	Type	Interest Rate	Maturity Date	Amount
(In millions)					
DTE Gas	April	Senior Notes	6.04%	2018	\$ 100
DTE Energy	Various	Other Long-Term Debt	Various	2018	5
					\$ 105

The following table shows the Registrants' scheduled debt maturities, excluding any unamortized discount or premium on debt:

	2019	2020	2021	2022	2023	2024 and Thereafter	Total
(In millions)							
DTE Energy ^(a)	\$ 1,495	\$ 682	\$ 462	\$ 616	\$ 1,177	\$ 9,314	\$ 13,746
DTE Electric	\$ —	\$ 632	\$ 462	\$ 316	\$ 202	\$ 4,978	\$ 6,590

(a) Amounts include DTE Electric's scheduled debt maturities.

Junior Subordinated Debentures

At December 31, 2018, DTE Energy had the following Junior Subordinated Debentures:

	Interest Rate	Maturity Date	Amount
(In millions)			
2012 Series C	5.25%	2062	\$ 200
2016 Series B	5.375%	2076	300
2016 Series F	6.00%	2076	280
2017 Series E	5.25%	2077	400
			\$ 1,180

DTE Energy has the right to defer interest payments on the debt securities. Should DTE Energy exercise this right, it cannot declare or pay dividends on, or redeem, purchase or acquire, any of its capital stock during the deferral period. Any deferred interest payments will bear additional interest at the rate associated with the related debt issue. As of December 31, 2018, no interest payments have been deferred on the debt securities.

Cross Default Provisions

Substantially all of the net utility properties of DTE Electric and DTE Gas are subject to the lien of mortgages. Should DTE Electric or DTE Gas fail to timely pay their indebtedness under these mortgages, such failure may create cross defaults in the indebtedness of DTE Energy.

Name of Respondent	This Report is:	Date of Report (Mo, Da, Yr)	Year/Period of Report
DTE Electric Company	(1) <input checked="" type="checkbox"/> An Original (2) <input type="checkbox"/> A Resubmission	/ /	2018/Q4
NOTES TO FINANCIAL STATEMENTS (Continued)			

Acquisition Financing

Effective October 1, 2016, DTE Energy closed on the purchase of midstream natural gas assets. DTE Energy purchased 100% of AGS, located in Pennsylvania and West Virginia, and 40% of SGG, located in West Virginia, from M3 Midstream. In addition, DTE Energy purchased 15% of SGG from Vega Energy Partners, resulting in 55% total ownership of SGG by DTE Energy. The acquisition was financed through the issuance of Equity Units and Senior Notes.

In October 2016, DTE issued \$675 million of Equity Units. Each Equity Unit has a stated amount of \$50, initially in the form of a Corporate Unit, is comprised of (i) a forward purchase contract to buy DTE Energy common stock (stock purchase contract) and (ii) a 1/20 undivided beneficial ownership interest in \$1,000 principal amount of DTE Energy’s 2016 Series C 1.5% RSNs due 2024. The RSN debt instruments and the stock purchase contract equity instruments are deemed to be separate instruments as the investor may trade the RSNs separately from the stock purchase contracts and may also settle the stock purchase contracts separately. The Corporate Units are listed on the New York Stock Exchange under the symbol DTV.

The stock purchase contract obligates the holder to purchase from DTE Energy on the settlement date, October 1, 2019, for a price of \$50 per stock purchase contract, the following number of shares of DTE Energy’s common stock, subject to anti-dilution adjustments:

- if the AMV of DTE Energy’s common stock, which is the average volume-weighted average price of DTE Energy’s common stock for the trading days during the 20 consecutive scheduled trading day period ending on the third scheduled trading day immediately preceding the stock purchase contract settlement date, is equal to or greater than \$116.31, 0.4299 shares of common stock;
- if the AMV is less than \$116.31 but greater than \$93.05, a number of shares of common stock equal to \$50 divided by the AMV, rounded to the nearest 1/10,000th of a share; and
- if the AMV is less than or equal to \$93.05, 0.5373 shares of common stock.

The RSNs bear interest at a rate of 1.5% per year, payable quarterly, and mature on October 1, 2024. The RSNs will be remarketed in 2019. If this remarketing is successful, the interest rate on the RSNs will be reset, and thereafter interest will be payable semi-annually at the reset rate. If there is no successful remarketing, the interest rate on the RSNs will not be reset, and the holders of the RSNs will have the right to put the RSNs to DTE Energy at a price equal to 100% of the principal amount, and the proceeds of the put right will be deemed to have been applied against the holders’ obligation under the stock purchase contracts. DTE Energy may also redeem, in whole or in part, the RSNs in the event of a failed final remarketing.

Name of Respondent DTE Electric Company	This Report is: (1) <input checked="" type="checkbox"/> An Original (2) <input type="checkbox"/> A Resubmission	Date of Report (Mo, Da, Yr) / /	Year/Period of Report 2018/Q4
NOTES TO FINANCIAL STATEMENTS (Continued)			

On January 1, 2017, DTE Energy began paying the stock purchase contract holders quarterly contract adjustment payments at a rate of 5% per year of the stated amount of \$50 per Equity Unit, or \$2.50 per year. The present value of the future contract adjustment payments of \$98 million was recorded as a reduction of shareholders' equity, offset by the stock purchase contract liability. The stock purchase contract liability is included in Current Liabilities — Other and Other Liabilities — Other on DTE Energy's Consolidated Statements of Financial Position. Interest payments on the RSNs are recorded as interest expense and stock purchase contract payments are charged against the liability. Accretion of the stock purchase contract liability is recorded as imputed interest expense. The treasury stock method is used to compute diluted EPS for the stock purchase contract. Under the treasury stock method, the stock purchase contract will only have a dilutive effect when the settlement rate is based on the market value of DTE's common stock that is greater than \$116.31 (the threshold appreciation price). At December 31, 2018, the stock purchase price contract was anti-dilutive and, therefore, not included in the computation of diluted earnings per share. If payments for the stock purchase contract are deferred, DTE Energy may not make any cash distributions related to its capital stock, including dividends, redemptions, repurchases, liquidation payments or guarantee payments. Also, during the deferral period, DTE Energy may not make any payments on or redeem or repurchase any debt securities that are equal in right of payment with, or subordinated to, the RSNs.

Until settlement of the stock purchase contracts, the shares of stock underlying each contract are not outstanding. Under the terms of the stock purchase contracts, assuming no anti-dilution or other adjustments, DTE Energy will issue between 5.8 million and 7.3 million shares of its common stock in October 2019. A total of 9 million shares of DTE Energy's common stock have been reserved for issuance in connection with the stock purchase contracts.

Selected information about DTE Energy's 2016 Equity Units is presented below:

Issuance Date	Units Issued	Total Net Proceeds	Total Long-Term Debt	RSN Annual Interest Rate	Stock Purchase Contract Annual Rate	Stock Purchase Contract Settlement Date	Stock Purchase Contract Liability(a)	RSN Maturity Date
(In millions, except interest rates)								
10/5/2016	13.5	\$ 654	\$ 675	1.5%	5.0%	10/1/2019	\$ 98	10/1/2024

(a) Payments of \$33 million and \$32 million were made in 2018 and 2017, respectively. The stock purchase contract liability, exclusive of interest, was \$33 million and \$66 million at December 31, 2018 and 2017, respectively.

NOTE 15 — PREFERRED AND PREFERENCE SECURITIES

As of December 31, 2018, the amount of authorized and unissued stock is as follows:

Company	Type of Stock	Par Value	Shares Authorized
DTE Energy	Preferred	\$ —	5,000,000
DTE Electric	Preferred	\$ 100	6,747,484
DTE Electric	Preference	\$ 1	30,000,000
DTE Gas	Preferred	\$ 1	7,000,000
DTE Gas	Preference	\$ 1	4,000,000

Name of Respondent	This Report is: (1) <input checked="" type="checkbox"/> An Original (2) <input type="checkbox"/> A Resubmission	Date of Report (Mo, Da, Yr) / /	Year/Period of Report 2018/Q4
DTE Electric Company			
NOTES TO FINANCIAL STATEMENTS (Continued)			

NOTE 16 — SHORT-TERM CREDIT ARRANGEMENTS AND BORROWINGS

DTE Energy, DTE Electric, and DTE Gas have unsecured revolving credit agreements that can be used for general corporate borrowings, but are intended to provide liquidity support for each of the companies' commercial paper programs. Borrowings under the revolvers are available at prevailing short-term interest rates. Additionally, DTE Energy has other facilities to support letter of credit issuance.

The agreements require DTE Energy, DTE Electric, and DTE Gas to maintain a total funded debt to capitalization ratio of no more than 0.65 to 1. In the agreements, "total funded debt" means all indebtedness of each respective company and their consolidated subsidiaries, including capital lease obligations, hedge agreements, and guarantees of third parties' debt, but excluding contingent obligations, nonrecourse and junior subordinated debt, and certain equity-linked securities and, except for calculations at the end of the second quarter, certain DTE Gas short-term debt. "Capitalization" means the sum of (a) total funded debt plus (b) "consolidated net worth," which is equal to consolidated total equity of each respective company and their consolidated subsidiaries (excluding pension effects under certain FASB statements), as determined in accordance with accounting principles generally accepted in the United States of America. At December 31, 2018, the total funded debt to total capitalization ratios for DTE Energy, DTE Electric, and DTE Gas were 0.55 to 1, 0.50 to 1, and 0.48 to 1, respectively, and were in compliance with this financial covenant.

The availability under the facilities in place at December 31, 2018 is shown in the following table:

	DTE Energy	DTE Electric	DTE Gas	Total
	(In millions)			
Unsecured letter of credit facility, expiring in February 2019	\$ 150	\$ —	\$ —	\$ 150
Unsecured letter of credit facility, expiring in September 2019	70	—	—	70
Unsecured revolving credit facility, expiring April 2022	1,200	400	300	1,900
	<u>1,420</u>	<u>400</u>	<u>300</u>	<u>2,120</u>
Amounts outstanding at December 31, 2018				
Commercial paper issuances	271	149	189	609
Letters of credit	168	—	—	168
	<u>439</u>	<u>149</u>	<u>189</u>	<u>777</u>
Net availability at December 31, 2018	<u>\$ 981</u>	<u>\$ 251</u>	<u>\$ 111</u>	<u>\$ 1,343</u>

DTE Energy has \$9 million of other outstanding letters of credit which are used for various corporate purposes and are not included in the facilities described above.

The weighted average interest rate for short-term borrowings was 2.9% and 1.9% at December 31, 2018 and 2017, respectively, for DTE Energy. The weighted average interest rate for short-term borrowings was 2.9% and 1.5% at December 31, 2018 and 2017, respectively, for DTE Electric.

Name of Respondent	This Report is: (1) <input checked="" type="checkbox"/> An Original (2) <input type="checkbox"/> A Resubmission	Date of Report (Mo, Da, Yr) / /	Year/Period of Report 2018/Q4
DTE Electric Company			
NOTES TO FINANCIAL STATEMENTS (Continued)			

In conjunction with maintaining certain exchange-traded risk management positions, DTE Energy may be required to post collateral with its clearing agent. DTE Energy has a demand financing agreement for up to \$100 million with its clearing agent. The agreement, as amended, also allows for up to \$50 million of additional margin financing provided that DTE Energy posts a letter of credit for the incremental amount and allows the right of setoff with posted collateral. At December 31, 2018, the capacity under this facility was \$125 million. The amount outstanding under this agreement was \$93 million and \$56 million at December 31, 2018 and 2017, respectively, and was fully offset by the posted collateral.

In February 2019, DTE Energy amended its \$150 million letter of credit facility. The facility's maturity date was amended from February 2019 to February 2021.

In April 2019, DTE Energy, DTE Electric, and DTE Gas entered into a fourth amended and restated five-year unsecured revolving credit agreement. The agreement's expiration was amended from April 2022 to April 2024. As part of this amendment, DTE Energy increased its \$1,200 million unsecured revolving credit facility to \$1,500 million and DTE Electric increased its \$400 million unsecured revolving credit facility to \$500 million.

Dividend Restrictions

Certain of DTE Energy's credit facilities contain a provision requiring DTE Energy to maintain a total funded debt to capitalization ratio, as defined in the agreements, of no more than 0.65 to 1, which has the effect of limiting the amount of dividends DTE Energy can pay in order to maintain compliance with this provision. At December 31, 2018, the effect of this provision was to restrict the payment of approximately \$2.4 billion of Retained earnings totaling \$6.1 billion. There are no other effective limitations with respect to DTE Energy's ability to pay dividends.

NOTE 17 — CAPITAL AND OPERATING LEASES

Lessee

Operating Lease — The Registrants lease various assets under operating leases, including coal railcars, office buildings, a warehouse, computers, vehicles, and other equipment. The lease arrangements expire at various dates through 2051 and 2046 for DTE Energy and DTE Electric, respectively.

The Registrants' future minimum lease payments under non-cancelable operating leases at December 31, 2018 were:

	DTE Energy	DTE Electric
	(In millions)	
2019	\$ 42	\$ 17
2020	30	12
2021	18	10
2022	11	7
2023	8	5
2024 and thereafter	45	29
Total minimum lease payments	<u>\$ 154</u>	<u>\$ 80</u>

Name of Respondent	This Report is:	Date of Report	Year/Period of Report
DTE Electric Company	(1) <input checked="" type="checkbox"/> An Original (2) <input type="checkbox"/> A Resubmission	(Mo, Da, Yr) 11	2018/Q4
NOTES TO FINANCIAL STATEMENTS (Continued)			

Rental expense for DTE Energy operating leases was \$44 million in 2018, \$51 million in 2017, and \$43 million in 2016, including rental expense for DTE Electric operating leases of \$18 million in 2018 and \$28 million in 2017 and 2016.

Lessor

Operating Lease — DTE Energy leases various assets under operating leases for energy facilities and related equipment. DTE Energy's minimum future rental revenues under non-cancelable operating leases as of December 31, 2018 were:

	<u>DTE Energy</u>
	(In millions)
2019	\$ 66
2020	66
2021	64
2022	20
2023	20
2024 and thereafter	196
Total minimum future rental revenue under non-cancelable operating leases	<u>\$ 432</u>

The amounts listed above do not include contingent rentals associated with the leased assets. DTE Energy had contingent rental revenues of \$107 million, \$91 million, and \$101 million in 2018, 2017, and 2016, respectively.

Capital Lease — DTE Energy leases a portion of its pipeline system to the Vector Pipeline through a capital lease contract that expires in 2020, with renewal options extending for five years. DTE Energy owns a 40% interest in the Vector Pipeline. In addition, DTE Energy has two energy services agreements, for which a portion of are accounted for as capital leases. These agreements expire in 2019 and 2026.

The components of DTE Energy's net investment in capital leases at December 31, 2018, were as follows:

	<u>DTE Energy</u>
	(In millions)
2019	\$ 10
2020	9
2021	—
2022	—
2023	—
2024 and thereafter	1
Total minimum future lease receipts	20
Residual value of leased pipeline	40
Less unearned income	(9)
Net investment in capital lease	51
Less current portion	(5)
	<u>\$ 46</u>

Name of Respondent	This Report is: (1) <input checked="" type="checkbox"/> An Original (2) <input type="checkbox"/> A Resubmission	Date of Report (Mo, Da, Yr)	Year/Period of Report
DTE Electric Company		/ /	2018/Q4
NOTES TO FINANCIAL STATEMENTS (Continued)			

NOTE 18 — COMMITMENTS AND CONTINGENCIES

Environmental

DTE Electric

Air — DTE Electric is subject to the EPA ozone and fine particulate transport and acid rain regulations that limit power plant emissions of SO₂ and NO_x. The EPA and the State of Michigan have also issued emission reduction regulations relating to ozone, fine particulate, regional haze, mercury, and other air pollution. These rules have led to controls on fossil-fueled power plants to reduce SO₂, NO_x, mercury, and other emissions. Additional rulemakings may occur over the next few years which could require additional controls for SO₂, NO_x, and other hazardous air pollutants.

The EPA proposed revised air quality standards for ground level ozone in November 2014 and specifically requested comments on the form and level of the ozone standards. The standards were finalized in October 2015. The State of Michigan recommended to the EPA in October 2016 which areas of the state are not attaining the new standard. On April 30, 2018, the EPA finalized the state of Michigan's recommended non-attainment designation for southeast Michigan. The State is required to develop and implement a plan to address the southeast Michigan ozone non-attainment area by 2021. DTE Electric cannot predict the financial impact of the State's plan to address the ozone non-attainment area at this time.

In July 2009, DTE Energy received a NOV/FOV from the EPA alleging, among other things, that five DTE Electric power plants violated New Source Performance standards, Prevention of Significant Deterioration requirements, and operating permit requirements under the Clean Air Act. In June 2010, the EPA issued a NOV/FOV making similar allegations related to a project and outage at Unit 2 of the Monroe Power Plant. In March 2013, DTE Energy received a supplemental NOV from the EPA relating to the July 2009 NOV/FOV. The supplemental NOV alleged additional violations relating to the New Source Review provisions under the Clean Air Act, among other things.

Name of Respondent	This Report is: (1) <input checked="" type="checkbox"/> An Original (2) <input type="checkbox"/> A Resubmission	Date of Report (Mo, Da, Yr) / /	Year/Period of Report 2018/Q4
NOTES TO FINANCIAL STATEMENTS (Continued)			

In August 2010, the U.S. Department of Justice, at the request of the EPA, brought a civil suit in the U.S. District Court for the Eastern District of Michigan against DTE Energy and DTE Electric, related to the June 2010 NOV/FOV and the outage work performed at Unit 2 of the Monroe Power Plant. In August 2011, the U.S. District Court judge granted DTE Energy's motion for summary judgment in the civil case, dismissing the case and entering judgment in favor of DTE Energy and DTE Electric. In October 2011, the EPA filed a Notice of Appeal to the Court of Appeals for the Sixth Circuit. In March 2013, the Court of Appeals remanded the case to the U.S. District Court for review of the procedural component of the New Source Review notification requirements. In September 2013, the EPA filed a motion seeking leave to amend their complaint regarding the June 2010 NOV/FOV adding additional claims related to outage work performed at the Trenton Channel and Belle River Power Plants as well as additional claims related to work performed at the Monroe Power Plant. In March 2014, the U.S. District Court judge again granted DTE Energy's motion for summary judgment dismissing the civil case related to Monroe Unit 2. In April 2014, the U.S. District Court judge granted motions filed by the EPA and the Sierra Club to amend their New Source Review complaint adding additional claims for Monroe Units 1, 2, and 3, Belle River Units 1 and 2, and Trenton Channel Unit 9. In October 2014, the EPA and the U.S. Department of Justice filed a notice of appeal of the U.S. District Court judge's dismissal of the Monroe Unit 2 case. The amended New Source Review claims were all stayed pending resolution of the appeal by the Court of Appeals for the Sixth Circuit. On January 10, 2017, a divided panel of the Court reversed the decision of the U.S. District Court. On May 8, 2017, DTE Energy and DTE Electric filed a motion to stay the mandate pending filing of a petition for writ of certiorari with the U.S. Supreme Court. The Sixth Circuit granted the motion on May 16, 2017, staying the claims in the U.S. District Court until the U.S. Supreme Court disposes of the case. DTE Electric and DTE Energy filed a petition for writ of certiorari on July 31, 2017. On December 11, 2017, the U.S. Supreme Court denied certiorari. As a result of the Supreme Court electing not to review the matter, the case was sent back to the U.S. District Court for further proceedings and on June 14, 2018 the case was stayed pending settlement negotiations. The proceedings at the District Court remain stayed while the parties discuss potential resolution of the matter.

The Registrants believe that the plants and generating units identified by the EPA and the Sierra Club have complied with all applicable federal environmental regulations. Depending upon the outcome of the litigation and further discussions with the EPA regarding the two NOV/FOVs, DTE Electric could be required to install additional pollution control equipment at some or all of the power plants in question, implement early retirement of facilities where control equipment is not economical, engage in supplemental environmental programs, and/or pay fines. The Registrants cannot predict the financial impact or outcome of this matter, or the timing of its resolution.

The EPA has implemented regulatory actions under the Clean Air Act to address emissions of GHGs from the utility sector and other sectors of the economy. Among these actions, in 2015 the EPA finalized performance standards for emissions of carbon dioxide from new and existing fossil-fuel fired EGUs. In February 2016, the U.S. Supreme Court granted petitioners' requests for a stay of the carbon rules for existing EGUs (also known as the EPA Clean Power Plan) pending final review by the courts. The Clean Power Plan has no legal effect while the stay is in place. On March 28, 2017, a presidential executive order was issued on "Promoting Energy Independence and Economic Growth." The order instructs the EPA to review, and if appropriate, suspend, revise or rescind the Clean Power Plan rule. Following the issuance of this order, the federal government requested the U.S. Court of Appeals for the D.C. Circuit to hold all legal challenges in abeyance until the review of these regulations is completed. On October 10, 2017, the EPA proposed to rescind the Clean Power Plan and in August 2018, the EPA proposed revised emission guidelines for GHGs from existing electric utility generating units. This proposed rule, named the Affordable Clean Energy (ACE) rule, is intended to replace the Clean Power Plan rule. In addition, in December 2018, the EPA issued proposed revisions to the carbon dioxide performance standards for new, modified, or reconstructed fossil-fuel fired EGUs. The carbon standards for new sources are not expected to have a material impact on DTE Electric, since DTE Electric has no plans to build new coal-fired generation and any potential new gas generation will be able to comply with the standards. These proposed rules do not impact DTE Energy's goal to reduce carbon emissions 30% by the early 2020s, 45% by 2030, 75% by 2040, and more than 80% by 2050.

Name of Respondent	This Report is:	Date of Report	Year/Period of Report
DTE Electric Company	(1) <input checked="" type="checkbox"/> An Original (2) <input type="checkbox"/> A Resubmission	(Mo, Da, Yr) / /	2018/Q4
NOTES TO FINANCIAL STATEMENTS (Continued)			

Pending or future legislation or other regulatory actions could have a material impact on DTE Electric's operations and financial position and the rates charged to its customers. Impacts include expenditures for environmental equipment beyond what is currently planned, financing costs related to additional capital expenditures, the purchase of emission credits from market sources, higher costs of purchased power, and the retirement of facilities where control equipment is not economical. DTE Electric would seek to recover these incremental costs through increased rates charged to its utility customers, as authorized by the MPSC.

To comply with air pollution requirements, DTE Electric spent approximately \$2.4 billion through 2018. DTE Electric does not anticipate additional capital expenditures through 2025.

Water — In response to an EPA regulation, DTE Electric was required to examine alternatives for reducing the environmental impacts of the cooling water intake structures at several of its facilities. Based on the results of completed studies and expected future studies, DTE Electric may be required to install technologies to reduce the impacts of the water intake structures. A final rule became effective in October 2014. The final rule requires studies to be completed and submitted as part of the National Pollutant Discharge Elimination System (NPDES) permit application process to determine the type of technology needed to reduce impacts to fish. DTE Electric has initiated the process of completing the required studies. Final compliance for the installation of any required technology will be determined by each state on a case by case, site specific basis. DTE Electric is currently evaluating the compliance options and working with the State of Michigan on evaluating whether any controls are needed. These evaluations/studies may require modifications to some existing intake structures. It is not possible to quantify the impact of this rulemaking at this time.

Contaminated and Other Sites — Prior to the construction of major interstate natural gas pipelines, gas for heating and other uses was manufactured locally from processes involving coal, coke, or oil. The facilities, which produced gas, have been designated as MGP sites. DTE Electric conducted remedial investigations at contaminated sites, including three former MGP sites. The investigations have revealed contamination related to the by-products of gas manufacturing at each MGP site. In addition to the MGP sites, DTE Electric is also in the process of cleaning up other contaminated sites, including the area surrounding an ash landfill, electrical distribution substations, electric generating power plants, and underground and aboveground storage tank locations. The findings of these investigations indicated that the estimated cost to remediate these sites is expected to be incurred over the next several years. At December 31, 2018 and 2017, DTE Electric had \$7 million and \$6 million, respectively, accrued for remediation. Any change in assumptions, such as remediation techniques, nature and extent of contamination, and regulatory requirements, could impact the estimate of remedial action costs for the sites and affect DTE Electric's financial position and cash flows. DTE Electric believes the likelihood of a material change to the accrued amount is remote based on current knowledge of the conditions at each site.

Coal Combustion Residuals and Effluent Limitations Guidelines — A final EPA rule for the disposal of coal combustion residuals, commonly known as coal ash, became effective in October 2015, and was revised in October 2016 and July 2018. Additionally, a D.C. District Court Decision on August 21, 2018 (effective October 12, 2018) may affect the timing of closure of coal ash impoundments that are not lined with an engineered liner system. In 2019, the EPA is expected to affirmatively undertake rulemaking to implement the D.C. District Court's decision that will determine any changes to DTE Electric's plans in the operation and closure of coal ash impoundments.

At the State level, legislation was signed by the Governor in December 2018. The bill provides for a CCR program to be regulated in Michigan once approval is requested and received from the EPA.

Name of Respondent	This Report is: (1) <input checked="" type="checkbox"/> An Original (2) <input type="checkbox"/> A Resubmission	Date of Report (Mo, Da, Yr) / /	Year/Period of Report 2018/Q4
DTE Electric Company			
NOTES TO FINANCIAL STATEMENTS (Continued)			

DTE Electric owns and operates three permitted engineered coal ash storage facilities to dispose of coal ash from coal-fired power plants and operates a number of smaller impoundments at its power plants. CCR obligations vary based on plant life, but include the installation of monitoring wells, compliance with groundwater standards, and the closure of landfills and basins at the end of the useful life of the associated power plant or as a basin becomes inactive. Under the current CCR rules and uncertainty regarding the D.C. District Court decision, capital costs and timing associated with the building of new CCR facilities or retirement of existing CCR facilities are being evaluated.

In November 2015, the EPA finalized the ELG Rule for the steam electric power generating industry which requires additional controls to be installed between 2018 and 2023. Compliance schedules for individual facilities and individual waste streams are determined through issuance of new National Pollutant Discharge Elimination System (NPDES) permits by the State of Michigan. The State of Michigan has issued a NPDES permit for the Belle River Power Plant establishing a compliance deadline of December 31, 2021. No new permits that would require ELG compliance have been issued for other facilities, consequently no compliance timelines have been established.

On April 12, 2017, the EPA granted a petition for reconsideration of the ELG Rule. The EPA also signed an administrative stay of the ELG Rule's compliance deadlines for fly ash transport water, bottom ash transport water, and flue gas desulfurization (FGD) wastewater, among others. On June 6, 2017, the EPA published in the Federal Register a proposed rule to postpone certain applicable deadlines within the ELG rule. The final rule was published on September 18, 2017. The final rule nullified the administrative stay but also extended the earliest compliance deadlines for the FGD wastewater and bottom ash transport water until November 1, 2020 in order for the EPA to propose and finalize a new ruling. The ELG compliance requirements and final deadlines for bottom ash transport water and FGD wastewater, and total ELG related compliance costs will not be known until the EPA completes its reconsideration of the ELG Rule.

Over the next six years, to comply with the November 2015 ELG requirements and CCR requirements, costs associated with the building of new facilities or installation of controls are estimated to be approximately \$565 million.

DTE Gas

Contaminated and Other Sites — DTE Gas owns or previously owned, 14 former MGP sites. Investigations have revealed contamination related to the by-products of gas manufacturing at each site. Cleanup of six of the MGP sites is complete and the sites are closed. DTE Gas has also completed partial closure of six additional sites. Cleanup activities associated with the remaining sites will continue over the next several years. The MPSC has established a cost deferral and rate recovery mechanism for investigation and remediation costs incurred at former MGP sites. In addition to the MGP sites, DTE Gas is also in the process of cleaning up other contaminated sites, including gate stations, gas pipeline releases, and underground storage tank locations. As of December 31, 2018 and 2017, DTE Gas had \$25 million and \$41 million, respectively, accrued for remediation. Any change in assumptions, such as remediation techniques, nature and extent of contamination, and regulatory requirements, could impact the estimate of remedial action costs for the sites and affect DTE Gas' financial position and cash flows. DTE Gas anticipates the cost amortization methodology approved by the MPSC, which allows for amortization of the MGP costs over a ten-year period beginning with the year subsequent to the year the MGP costs were incurred, will prevent environmental costs from having a material adverse impact on DTE Gas' results of operations.

Non-utility

DTE Energy's non-utility businesses are subject to a number of environmental laws and regulations dealing with the protection of the environment from various pollutants.

Name of Respondent	This Report is:	Date of Report	Year/Period of Report
DTE Electric Company	(1) <input checked="" type="checkbox"/> An Original (2) <input type="checkbox"/> A Resubmission	(Mo, Da, Yr) / /	2018/Q4
NOTES TO FINANCIAL STATEMENTS (Continued)			

Other

In 2010, the EPA finalized a new one-hour SO₂ ambient air quality standard that requires states to submit plans and associated timelines for non-attainment areas that demonstrate attainment with the new SO₂ standard in phases. Phase 1 addresses non-attainment areas designated based on ambient monitoring data. Phase 2 addresses non-attainment areas with large sources of SO₂ and modeled concentrations exceeding the National Ambient Air Quality Standards for SO₂. Phase 3 addresses smaller sources of SO₂ with modeled or monitored exceedances of the new SO₂ standard.

Michigan's Phase 1 non-attainment area includes DTE Energy facilities in southwest Detroit and areas of Wayne County. Modeling runs by the MDEQ suggest that emission reductions may be required by significant sources of SO₂ emissions in these areas, including DTE Electric power plants and DTE Energy's Michigan coke battery facility. As part of the state implementation plan process, DTE Energy has worked with the MDEQ to develop air permits reflecting significant SO₂ emission reductions that, in combination with other non-DTE Energy sources' emission reduction strategies, will help the state attain the standard and sustain its attainment. Since several non-DTE Energy sources are also part of the proposed compliance plan, DTE Energy is unable to determine the full impact of the final required emissions reductions at this time.

Michigan's Phase 2 non-attainment area includes DTE Electric facilities in St. Clair County. State implementation plan (SIP) submittal and EPA approval describing the control strategy and timeline for demonstrating compliance with the new SO₂ standard is the next step in the process and is expected to be completed by the end of 2019. DTE Energy is currently working with the MDEQ to develop the required SIP. DTE Energy is unable to determine the full impact of the SIP strategy.

Synthetic Fuel Guarantees

DTE Energy discontinued the operations of its synthetic fuel production facilities throughout the United States as of December 31, 2007. DTE Energy provided certain guarantees and indemnities in conjunction with the sales of interests in its synfuel facilities. The guarantees cover potential commercial, environmental, oil price, and tax-related obligations that will survive until 90 days after expiration of all applicable statutes of limitations. DTE Energy estimates that its maximum potential liability under these guarantees at December 31, 2018 was approximately \$400 million. Payment under these guarantees are considered remote.

REF Guarantees

DTE Energy has provided certain guarantees and indemnities in conjunction with the sales of interests in or lease of its REF facilities. The guarantees cover potential commercial, environmental, and tax-related obligations that will survive until 90 days after expiration of all applicable statutes of limitations. DTE Energy estimates that its maximum potential liability under these guarantees at December 31, 2018 was \$359 million. Payments under these guarantees are considered remote.

Name of Respondent	This Report is:	Date of Report	Year/Period of Report
DTE Electric Company	(1) <input checked="" type="checkbox"/> An Original (2) <input type="checkbox"/> A Resubmission	(Mo, Da, Yr) / /	2018/Q4
NOTES TO FINANCIAL STATEMENTS (Continued)			

NEXUS Guarantees

NEXUS entered into certain 15-year capacity lease agreements for the transportation of natural gas with DTE Gas and Texas Eastern Transmission, LP, an unrelated third party. Pursuant to the terms of those agreements, in December 2016, DTE Energy executed separate guarantee agreements with DTE Gas and Texas Eastern Transmission, LP, with maximum potential payments totaling \$242 million and \$377 million at December 31, 2018, respectively; each representing 50% of all payment obligations due and payable by NEXUS. Each guarantee terminates at the earlier of (i) such time as all of the guaranteed obligations have been fully performed, or (ii) two months following the end of the primary term of the capacity lease agreements. In October 2018, NEXUS Pipeline was placed in service. The amount of each guarantee decreases annually as payments are made by NEXUS to each of the aforementioned counterparties.

NEXUS also entered into certain 15-year capacity lease agreements for the transportation of natural gas with Vector, an equity method investee of DTE Energy. Pursuant to the terms of those agreements, in October 2018, DTE Energy executed a guarantee agreement with Vector, with a maximum potential payment totaling \$7 million at December 31, 2018, representing 50% of the first-year payment obligations due and payable by NEXUS. The guarantee terminates at the earlier of (i) such time as all of the guaranteed obligations have been fully performed or (ii) 15 years from the date DTE Energy entered into the guarantee.

Should NEXUS fail to perform under the terms of these agreements, DTE Energy is required to perform on its behalf. Payments under these guarantees are considered remote.

Other Guarantees

In certain limited circumstances, the Registrants enter into contractual guarantees. The Registrants may guarantee another entity's obligation in the event it fails to perform and may provide guarantees in certain indemnification agreements. Finally, the Registrants may provide indirect guarantees for the indebtedness of others. DTE Energy's guarantees are not individually material with maximum potential payments totaling \$64 million at December 31, 2018. Payments under these guarantees are considered remote.

DTE Energy is periodically required to obtain performance surety bonds in support of obligations to various governmental entities and other companies in connection with its operations. As of December 31, 2018, DTE Energy had \$76 million of performance bonds outstanding. In the event that such bonds are called for nonperformance, DTE Energy would be obligated to reimburse the issuer of the performance bond. DTE Energy is released from the performance bonds as the contractual performance is completed and does not believe that a material amount of any currently outstanding performance bonds will be called.

Labor Contracts

There are several bargaining units for DTE Energy subsidiaries' approximate 5,200 represented employees, including DTE Electric's approximate 2,800 represented employees. The majority of the represented employees are under contracts that expire in 2020 and 2021.

Name of Respondent	This Report is: (1) <input checked="" type="checkbox"/> An Original (2) <input type="checkbox"/> A Resubmission	Date of Report (Mo, Da, Yr) / /	Year/Period of Report 2018/Q4
DTE Electric Company			
NOTES TO FINANCIAL STATEMENTS (Continued)			

Purchase Commitments

As of December 31, 2018, the Registrants were party to numerous long-term purchase commitments relating to a variety of goods and services required for their businesses. These agreements primarily consist of fuel supply commitments and renewable energy contracts for the Registrants, as well as energy trading contracts for DTE Energy. The Registrants estimate the following commitments from 2019 through 2051 for DTE Energy, and 2019 through 2039 for DTE Electric, as detailed in the following table:

	<u>DTE Energy</u>	<u>DTE Electric</u>
	(In millions)	
2019	\$ 2,691	\$ 777
2020	1,311	541
2021	632	171
2022	409	88
2023	351	85
2024 and thereafter	1,953	737
	<u>\$ 7,347</u>	<u>\$ 2,399</u>

Utility capital expenditures, expenditures for non-utility businesses, and contributions to equity method investees will be approximately \$3.9 billion and \$2.2 billion in 2019 for DTE Energy and DTE Electric, respectively. The Registrants have made certain commitments in connection with the estimated 2019 annual capital expenditures and contributions to equity method investees.

Bankruptcies

DTE Energy's Power and Industrial Projects segment holds ownership interests in, and operates, five generating plants that sell electric output from renewable sources under long-term power purchase agreements with PG&E. PG&E filed for Chapter 11 bankruptcy protection on January 29, 2019. As of December 31, 2018, uncollected pre-petition accounts receivable from PG&E were approximately \$12 million. Currently, PG&E has been paying amounts owed in a timely manner and its account is current. As of December 31, 2018, DTE Energy has not recorded a reserve related to the pre-petition receivables.

As of December 31, 2018, the book value of long-lived assets used in producing electric output for sale to PG&E was approximately \$106 million. As of December 31, 2018, DTE Energy performed an impairment analysis on its long-lived assets in accordance with ASC 360, *Property, Plant and Equipment*. Based on its undiscounted cash flow projections, DTE Energy determined that it did not have an impairment loss as of December 31, 2018. DTE Energy's assumptions and conclusions may change, and it could have impairment losses if any of the terms of the contracts are not honored by PG&E or the contracts are rejected through the bankruptcy process.

The Power and Industrial Projects segment also has equity investments, including a note receivable, of approximately \$77 million in entities that sell power to PG&E. DTE Energy has determined that it does not have an other than temporary decline in its equity investments as described in ASC 323, *Investments-Equity Method and Joint Ventures*. DTE Energy's assumptions and conclusions may change in the future, and it could have an impairment loss if certain facilities are not utilized as currently anticipated or the contracts are rejected through the bankruptcy process.

Name of Respondent	This Report is: (1) <input checked="" type="checkbox"/> An Original (2) <input type="checkbox"/> A Resubmission	Date of Report (Mo, Da, Yr) / /	Year/Period of Report 2018/Q4
DTE Electric Company			
NOTES TO FINANCIAL STATEMENTS (Continued)			

Other Contingencies

The Registrants are involved in certain other legal, regulatory, administrative, and environmental proceedings before various courts, arbitration panels, and governmental agencies concerning claims arising in the ordinary course of business. These proceedings include certain contract disputes, additional environmental reviews and investigations, audits, inquiries from various regulators, and pending judicial matters. The Registrants cannot predict the final disposition of such proceedings. The Registrants regularly review legal matters and record provisions for claims that they can estimate and are considered probable of loss. The resolution of these pending proceedings is not expected to have a material effect on the Registrants' Consolidated Financial Statements in the periods they are resolved.

For a discussion of contingencies related to regulatory matters and derivatives, see Notes 9 and 13 to the Consolidated Financial Statements, "Regulatory Matters" and "Financial and Other Derivative Instruments," respectively.

NOTE 19 — NUCLEAR OPERATIONS

Property Insurance

DTE Electric maintains property insurance policies specifically for the Fermi 2 plant. These policies cover such items as replacement power and property damage. NEIL is the primary supplier of the insurance policies.

DTE Electric maintains a policy for extra expenses, including replacement power costs necessitated by Fermi 2's unavailability due to an insured event. This policy has a 12-week waiting period and provides an aggregate \$490 million of coverage over a three-year period.

DTE Electric has \$1.5 billion in primary coverage and \$1.25 billion of excess coverage for stabilization, decontamination, debris removal, repair and/or replacement of property, and decommissioning. The combined coverage limit for total property damage is \$2.75 billion. The total limit for property damage for non-nuclear events is \$2.0 billion and an aggregate of \$328 million of coverage for extra expenses over a two-year period.

On January 13, 2015, the Terrorism Risk Insurance Program Reauthorization Act of 2015 was signed, extending TRIA through December 31, 2020. For multiple terrorism losses caused by acts of terrorism not covered under the TRIA occurring within one year after the first loss from terrorism, the NEIL policies would make available to all insured entities up to \$3.2 billion, plus any amounts recovered from reinsurance, government indemnity, or other sources to cover losses.

Under NEIL policies, DTE Electric could be liable for maximum assessments of up to \$41 million per event if the loss associated with any one event at any nuclear plant should exceed the accumulated funds available to NEIL.

Public Liability Insurance

As required by federal law, DTE Electric maintains \$450 million of public liability insurance for a nuclear incident. For liabilities arising from a terrorist act outside the scope of TRIA, the policy is subject to one industry aggregate limit of \$300 million. Further, under the Price-Anderson Amendments Act of 2005, deferred premium charges up to \$138 million could be levied against each licensed nuclear facility, but not more than \$20 million per year per facility. Thus, deferred premium charges could be levied against all owners of licensed nuclear facilities in the event of a nuclear incident at any of these facilities.

Name of Respondent	This Report is: (1) <input checked="" type="checkbox"/> An Original (2) <input type="checkbox"/> A Resubmission	Date of Report (Mo, Da, Yr) / /	Year/Period of Report 2018/Q4
DTE Electric Company			
NOTES TO FINANCIAL STATEMENTS (Continued)			

Nuclear Fuel Disposal Costs

In accordance with the Federal Nuclear Waste Policy Act of 1982, DTE Electric has a contract with the DOE for the future storage and disposal of spent nuclear fuel from Fermi 2 that required DTE Electric to pay the DOE a fee of 1 mill per kWh of Fermi 2 electricity generated and sold. The fee was a component of nuclear fuel expense. The 1 mill per kWh DOE fee was reduced to zero effective May 16, 2014.

The DOE's Yucca Mountain Nuclear Waste Repository program for the acceptance and disposal of spent nuclear fuel was terminated in 2011. DTE Electric is a party in the litigation against the DOE for both past and future costs associated with the DOE's failure to accept spent nuclear fuel under the timetable set forth in the Federal Nuclear Waste Policy Act of 1982. In July 2012, DTE Electric executed a settlement agreement with the federal government for costs associated with the DOE's delay in acceptance of spent nuclear fuel from Fermi 2 for permanent storage. The settlement agreement, including extensions, provides for a claims process and payment of delay-related costs experienced by DTE Electric through 2019. DTE Electric's claims are being settled and paid on a timely basis. The settlement proceeds reduce the cost of the dry cask storage facility assets and provide reimbursement for related operating expenses.

DTE Electric currently employs a spent nuclear fuel storage strategy utilizing a fuel pool and a dry cask storage facility. The spent nuclear fuel storage strategy is expected to provide sufficient spent fuel storage capability for the life of the plant as defined by the original operating license.

The federal government continues to maintain its legal obligation to accept spent nuclear fuel from Fermi 2 for permanent storage. Issues relating to long-term waste disposal policy and to the disposition of funds contributed by DTE Electric ratepayers to the federal waste fund await future governmental action.

Name of Respondent	This Report is: (1) <input checked="" type="checkbox"/> An Original (2) <input type="checkbox"/> A Resubmission	Date of Report (Mo, Da, Yr) / /	Year/Period of Report 2018/Q4
DTE Electric Company			
NOTES TO FINANCIAL STATEMENTS (Continued)			

NOTE 20 — RETIREMENT BENEFITS AND TRUSTEED ASSETS

DTE Energy's subsidiary, DTE Energy Corporate Services, LLC (LLC), sponsors defined benefit pension plans and other postretirement plans covering certain employees of the Registrants.

The table below represents the pension and other postretirement benefit plans of each Registrant at December 31, 2018:

	Registrants	
	DTE Energy	DTE Electric
Qualified Pension Plans		
DTE Energy Company Retirement Plan	X	X
DTE Gas Company Retirement Plan for Employees Covered by Collective Bargaining Agreements	X	
Shenango Inc. Pension Plan	X	
Nonqualified Pension Plans		
DTE Energy Company Supplemental Retirement Plan	X	X
DTE Energy Company Executive Supplemental Retirement Plan ^(a)	X	X
DTE Energy Company Supplemental Severance Benefit Plan	X	
Other Postretirement Benefit Plans		
The DTE Energy Company Comprehensive Non-Health Welfare Plan	X	X
The DTE Energy Company Comprehensive Retiree Group Health Care Plan	X	X
DTE Supplemental Retiree Benefit Plan	X	X
DTE Energy Company Retiree Reimbursement Arrangement Plan	X	X

(a) Sponsored by the DTE Energy subsidiary, DTE Energy Holding Company.

DTE Electric participates in various plans that provide pension and other postretirement benefits for DTE Energy and its affiliates. The plans are sponsored by the LLC. DTE Electric accounts for its participation in DTE Energy's qualified and nonqualified pension plans by applying multiemployer accounting. DTE Electric accounts for its participation in other postretirement benefit plans by applying multiple-employer accounting. Within multiemployer and multiple-employer plans, participants pool plan assets for investment purposes and to reduce the cost of plan administration. The primary difference between plan types is assets contributed in multiemployer plans can be used to provide benefits for all participating employers, while assets contributed within a multiple-employer plan are restricted for use by the contributing employer. As a result of multiemployer accounting treatment, capitalized costs associated with these plans are reflected in Property, plant, and equipment in DTE Electric's Consolidated Statements of Financial Position. The same capitalized costs are reflected as Regulatory assets and liabilities in DTE Energy's Consolidated Statements of Financial Position. In addition, the service cost and non-service cost components are presented in Operation and maintenance in DTE Electric's Consolidated Statements of Operations. The same non-service cost components are presented in Other (Income) and Deductions — Non-operating retirement benefits, net in DTE Energy's Consolidated Statements of Operations. Plan participants of all plans are solely DTE Energy and affiliate participants.

Name of Respondent	This Report is:	Date of Report	Year/Period of Report
DTE Electric Company	(1) <input checked="" type="checkbox"/> An Original (2) <input type="checkbox"/> A Resubmission	(Mo, Da, Yr) / /	2018/Q4
NOTES TO FINANCIAL STATEMENTS (Continued)			

Pension Plan Benefits

DTE Energy has qualified defined benefit retirement plans for eligible represented and non-represented employees. The plans are noncontributory and provide traditional retirement benefits based on the employee's years of benefit service, average final compensation, and age at retirement. In addition, certain represented and non-represented employees are covered under cash balance provisions that determine benefits on annual employer contributions and interest credits. DTE Energy also maintains supplemental nonqualified, noncontributory, retirement benefit plans for certain management employees. These plans provide for benefits that supplement those provided by DTE Energy's other retirement plans.

Net pension cost for DTE Energy includes the following components:

	2018	2017	2016
	(In millions)		
Service cost	\$ 99	\$ 92	\$ 92
Interest cost	202	214	219
Expected return on plan assets	(329)	(311)	(309)
Amortization of:			
Net actuarial loss	176	176	164
Prior service cost	—	1	1
Net pension cost	\$ 148	\$ 172	\$ 167

	2018	2017
	(In millions)	
Other changes in plan assets and benefit obligations recognized in Regulatory assets and Other comprehensive income (loss)		
Net actuarial loss	\$ 125	\$ 27
Amortization of net actuarial loss	(176)	(176)
Prior service credit	—	(11)
Amortization of prior service cost	—	(1)
Total recognized in Regulatory assets and Other comprehensive income (loss)	\$ (51)	\$ (161)
Total recognized in net periodic pension cost, Regulatory assets, and Other comprehensive income (loss)	\$ 97	\$ 11
Estimated amounts to be amortized from Regulatory assets and Accumulated other comprehensive income (loss) into net periodic benefit cost during next fiscal year		
Net actuarial loss	\$ 131	\$ 178
Prior service cost	\$ 1	\$ —

Name of Respondent	This Report is: (1) <input checked="" type="checkbox"/> An Original (2) <input type="checkbox"/> A Resubmission	Date of Report (Mo, Da, Yr)	Year/Period of Report
DTE Electric Company		/ /	2018/Q4
NOTES TO FINANCIAL STATEMENTS (Continued)			

The following table reconciles the obligations, assets, and funded status of the plans as well as the amounts recognized as prepaid pension cost or pension liability in DTE Energy's Consolidated Statements of Financial Position at December 31:

	DTE Energy	
	2018	2017
	(In millions)	
Accumulated benefit obligation, end of year	\$ 4,779	\$ 5,149
Change in projected benefit obligation		
Projected benefit obligation, beginning of year	\$ 5,576	\$ 5,171
Service cost	99	92
Interest cost	202	214
Plan amendments	—	(11)
Actuarial (gain) loss	(438)	391
Benefits paid	(315)	(281)
Projected benefit obligation, end of year	\$ 5,124	\$ 5,576
Change in plan assets		
Plan assets at fair value, beginning of year	\$ 4,636	\$ 4,012
Actual return on plan assets	(233)	674
Company contributions	185	231
Benefits paid	(315)	(281)
Plan assets at fair value, end of year	\$ 4,273	\$ 4,636
Funded status	\$ (851)	\$ (940)
Amount recorded as:		
Current liabilities	\$ (14)	\$ (16)
Noncurrent liabilities	(837)	(924)
	\$ (851)	\$ (940)
Amounts recognized in Accumulated other comprehensive income (loss), pre-tax		
Net actuarial loss	\$ 152	\$ 163
Prior service cost	5	6
	\$ 157	\$ 169
Amounts recognized in Regulatory assets^(a)		
Net actuarial loss	\$ 1,973	\$ 2,014
Prior service credit	(12)	(14)
	\$ 1,961	\$ 2,000

(a) See Note 9 to the Consolidated Financial Statements, "Regulatory Matters."

Name of Respondent	This Report is:	Date of Report	Year/Period of Report
DTE Electric Company	(1) <input checked="" type="checkbox"/> An Original (2) <input type="checkbox"/> A Resubmission	(Mo, Da, Yr) / /	2018/Q4
NOTES TO FINANCIAL STATEMENTS (Continued)			

The Registrants' policy is to fund pension costs by contributing amounts consistent with the provisions of the Pension Protection Act of 2006, and additional amounts when it deems appropriate. The following table provides contributions to the qualified pension plans in:

	2018	2017	2016
	(In millions)		
DTE Energy	\$ 175	\$ 223	\$ 179
DTE Electric	175	185	145

During 2018, DTE Energy contributed the following amounts of DTE Energy common stock to the DTE Energy Company Affiliates Employee Benefit Plans Master Trust:

Date	Number of Shares	Price per Share	Amount
(In millions)			
March 7, 2018	1,751,401	\$99.92	\$ 175

The above contribution was made on behalf of DTE Electric, for which DTE Electric paid DTE Energy cash consideration of \$175 million in March 2018.

At the discretion of management, and depending upon financial market conditions, DTE Energy anticipates making up to \$150 million in contributions, including \$100 million of DTE Electric contributions, to the qualified pension plans in 2019.

DTE Energy's subsidiaries are responsible for their share of qualified and nonqualified pension benefit costs. DTE Electric's allocated portion of pension benefit costs included in capital expenditures and operating and maintenance expense were \$120 million for the year ended December 31, 2018 and \$136 million for the years ended December 31, 2017 and 2016. These amounts include recognized contractual termination benefit charges, curtailment gains, and settlement charges.

At December 31, 2018, the benefits related to DTE Energy's qualified and nonqualified pension plans expected to be paid in each of the next five years and in the aggregate for the five fiscal years thereafter are as follows:

	(In millions)
2019	\$ 311
2020	317
2021	317
2022	323
2023	332
2024-2028	1,713
Total	<u>\$ 3,313</u>

Name of Respondent DTE Electric Company	This Report is: (1) <input checked="" type="checkbox"/> An Original (2) <input type="checkbox"/> A Resubmission	Date of Report (Mo, Da, Yr) / /	Year/Period of Report 2018/Q4
NOTES TO FINANCIAL STATEMENTS (Continued)			

Assumptions used in determining the projected benefit obligation and net pension costs of DTE Energy are:

	2018	2017	2016
Projected benefit obligation			
Discount rate	4.40%	3.70%	4.25%
Rate of compensation increase	4.98%	4.98%	4.65%
Net pension costs			
Discount rate	3.70%	4.25%	4.50%
Rate of compensation increase	4.98%	4.65%	4.65%
Expected long-term rate of return on plan assets	7.50%	7.50%	7.75%

DTE Energy employs a formal process in determining the long-term rate of return for various asset classes. Management reviews historic financial market risks and returns and long-term historic relationships between the asset classes of equities, fixed income, and other assets, consistent with the widely accepted capital market principle that asset classes with higher volatility generate a greater return over the long-term. Current market factors such as inflation, interest rates, asset class risks, and asset class returns are evaluated and considered before long-term capital market assumptions are determined. The long-term portfolio return is also established employing a consistent formal process, with due consideration of diversification, active investment management, and rebalancing. Peer data is reviewed to check for reasonableness. As a result of this process, the Registrants have long-term rate of return assumptions for the pension plans of 7.30% and other postretirement benefit plans of 7.75% for 2019. The Registrants believe these rates are a reasonable assumption for the long-term rate of return on plan assets for 2019 given the current investment strategy.

The DTE Energy Company Affiliates Employee Benefit Plans Master Trust employs a liability driven investment program whereby the characteristics of plan liabilities are considered when determining investment policy. Risk tolerance is established through consideration of future plan cash flows, plan funded status, and corporate financial considerations. The investment portfolio contains a diversified blend of equity, fixed income, and other investments. Furthermore, equity investments are diversified across U.S. and non-U.S. stocks and large and small market capitalizations. Fixed income investments generally include U.S. Treasuries, other governmental debt, diversified corporate bonds, bank loans, and mortgage-backed securities. Other investments are used to enhance long-term returns while improving portfolio diversification. Derivatives may be utilized in a risk controlled manner, to potentially increase the portfolio beyond the market value of invested assets and/or reduce portfolio investment risk. Investment risk is measured and monitored on an ongoing basis through annual liability measurements, periodic asset/liability studies, and quarterly investment portfolio reviews.

Target allocations for DTE Energy's pension plan assets as of December 31, 2018 are listed below:

U.S. Large Capitalization (Cap) Equity Securities	16 %
U.S. Small Cap and Mid Cap Equity Securities	4
Non-U.S. Equity Securities	15
Fixed Income Securities	42
Hedge Funds and Similar Investments	15
Private Equity and Other	8
	100 %

Name of Respondent	This Report is: (1) <input checked="" type="checkbox"/> An Original (2) <input type="checkbox"/> A Resubmission	Date of Report (Mo, Da, Yr) / /	Year/Period of Report 2018/Q4
DTE Electric Company			
NOTES TO FINANCIAL STATEMENTS (Continued)			

The following tables provide the fair value measurement amounts for DTE Energy's pension plan assets at December 31, 2018 and 2017(a):

	December 31, 2018				December 31, 2017			
	Level 1	Level 2	Other ^(b)	Total	Level 1	Level 2	Other ^(b)	Total
(In millions)								
DTE Energy asset category:								
Short-term Investments ^(c)	\$ —	\$ 27	\$ —	\$ 27	\$ —	\$ 114	\$ —	\$ 114
Equity Securities								
U.S. Large Cap ^(d)	606	3	—	609	821	5	—	826
U.S. Small Cap and Mid Cap ^(e)	123	1	—	124	229	5	—	234
Non-U.S. ^(f)	337	9	240	586	529	13	280	822
Fixed Income Securities ^(g)	6	1,892	—	1,898	1	1,453	—	1,454
Hedge Funds and Similar Investments ^(h)	88	—	542	630	265	—	593	858
Private Equity and Other ⁽ⁱ⁾	—	—	399	399	—	—	328	328
Securities Lending ^(j)	(22)	(8)	—	(30)	(53)	(13)	—	(66)
Securities Lending Collateral ^(j)	22	8	—	30	53	13	—	66
DTE Energy Total	\$ 1,160	\$ 1,932	\$ 1,181	\$ 4,273	\$ 1,845	\$ 1,590	\$ 1,201	\$ 4,636

(a) For a description of levels within the fair value hierarchy, see Note 12 to the Consolidated Financial Statements, "Fair Value."

(b) Amounts represent assets valued at NAV as a practical expedient for fair value.

(c) This category predominantly represents certain short-term fixed income securities and money market investments that are managed in separate accounts or commingled funds. Pricing for investments in this category are obtained from quoted prices in actively traded markets or valuations from brokers or pricing services.

(d) This category represents portfolios of large capitalization domestic equities. Investments in this category are exchange-traded securities whereby unadjusted quoted prices can be obtained.

(e) This category represents portfolios of small and medium capitalization domestic equities. Investments in this category are exchange-traded securities whereby unadjusted quoted prices can be obtained.

(f) This category primarily consists of portfolios of non-U.S. developed and emerging market equities. Investments in this category are exchange-traded securities whereby unadjusted quoted prices can be obtained. Exchange-traded securities held in a commingled fund are classified as NAV assets.

(g) This category includes corporate bonds from diversified industries, U.S. Treasuries, other governmental debt, bank loans, and mortgage-backed securities. Pricing for investments in this category is obtained from quoted prices in actively traded markets and quotations from broker or pricing services.

(h) This category utilizes a diversified group of strategies that attempt to capture financial market inefficiencies and includes publicly traded mutual funds, commingled funds and limited partnership funds. Pricing for mutual funds in this category is obtained from quoted prices in actively traded markets. Commingled funds and limited partnership funds are classified as NAV assets.

(i) This category includes a diversified group of funds and strategies that primarily invests in private equity partnerships. This category also includes investments in real estate and private debt. All pricing for investments in this category are classified as NAV assets.

(j) DTE Energy has a securities lending program with a third-party agent. The program allows the agent to lend certain securities from DTE Energy's pension trust to selected entities against receipt of collateral (in the form of cash) as provided for and determined in accordance with their securities lending agency agreements.

Name of Respondent	This Report is:	Date of Report	Year/Period of Report
DTE Electric Company	(1) <input checked="" type="checkbox"/> An Original (2) <input type="checkbox"/> A Resubmission	(Mo, Da, Yr) / /	2018/Q4
NOTES TO FINANCIAL STATEMENTS (Continued)			

The pension trust holds debt and equity securities directly and indirectly through commingled funds. Exchange-traded debt and equity securities held directly are valued using quoted market prices in actively traded markets. The commingled funds hold exchange-traded equity or debt securities and are valued based on stated NAVs. Non-exchange traded fixed income securities are valued by the trustee based upon quotations available from brokers or pricing services. A primary price source is identified by asset type, class, or issue for each security. The trustee monitors prices supplied by pricing services and may use a supplemental price source or change the primary price source of a given security if the trustee challenges an assigned price and determines that another price source is considered preferable. DTE Energy has obtained an understanding of how these prices are derived, including the nature and observability of the inputs used in deriving such prices.

There were no significant transfers between Level 2 and Level 1 in the years ended December 31, 2018 and 2017 for DTE Energy.

Other Postretirement Benefits

The Registrants participate in defined benefit plans sponsored by the LLC that provide certain other postretirement health care and life insurance benefits for employees who are eligible for these benefits. The Registrants' policy is to fund certain trusts to meet its other postretirement benefit obligations. DTE Energy did not make any contributions to these trusts during 2018 and does not anticipate making any contributions to the trusts in 2019.

DTE Energy and DTE Electric offer a defined contribution VEBA for eligible represented and non-represented employees, in lieu of defined benefit post-employment health care benefits. The Registrants allocate a fixed amount per year to an account in a defined contribution VEBA for each employee. These accounts are managed either by the Registrant (for non-represented and certain represented groups) or by the Utility Workers of America for Local 223 employees. DTE Energy contributions to the VEBA for these accounts were \$11 million in 2018, \$8 million in 2017, and \$6 million in 2016, including DTE Electric contributions of \$5 million in 2018, 2017, and 2016.

The Registrants also contribute a fixed amount to a Retiree Reimbursement Account, for certain non-represented and represented retirees, spouses, and surviving spouses when the youngest of the retiree's covered household becomes eligible for Medicare Part A based on age. The amount of the annual allocation to each participant is determined by the employee's retirement date, and increases each year for each eligible participant at the lower of the rate of medical inflation or 2%.

Net other postretirement credit for DTE Energy includes the following components:

	2018	2017	2016
	(In millions)		
Service cost	\$ 27	\$ 27	\$ 27
Interest cost	69	73	80
Expected return on plan assets	(143)	(130)	(129)
Amortization of:			
Net actuarial loss	11	13	30
Prior service credit	—	(14)	(118)
Other	—	—	(1)
Net other postretirement credit	\$ (36)	\$ (31)	\$ (111)

Name of Respondent	This Report is: (1) <input checked="" type="checkbox"/> An Original (2) <input type="checkbox"/> A Resubmission	Date of Report (Mo, Da, Yr) / /	Year/Period of Report 2018/Q4
DTE Electric Company			
NOTES TO FINANCIAL STATEMENTS (Continued)			

	2018	2017
	(In millions)	
Other changes in plan assets and accumulated postretirement benefit obligation recognized in Regulatory assets and Other comprehensive income (loss)		
Net actuarial gain	\$ (8)	\$ (21)
Amortization of net actuarial loss	(11)	(13)
Prior service credit	(44)	(1)
Amortization of prior service credit	—	14
Total recognized in Regulatory assets and Other comprehensive income (loss)	<u>\$ (63)</u>	<u>\$ (21)</u>
Total recognized in net periodic benefit cost, Regulatory assets, and Other comprehensive income (loss)	<u>\$ (99)</u>	<u>\$ (52)</u>
Estimated amounts to be amortized from Regulatory assets and Accumulated other comprehensive income (loss) into net periodic benefit cost during next fiscal year		
Net actuarial loss	\$ 12	\$ 11
Prior service credit	\$ (9)	\$ (1)

Net other postretirement credit for DTE Electric includes the following components:

	2018	2017	2016
	(In millions)		
Service cost	\$ 20	\$ 20	\$ 20
Interest cost	53	56	61
Expected return on plan assets	(98)	(90)	(90)
Amortization of:			
Net actuarial loss	8	8	21
Prior service credit	—	(10)	(89)
Net other postretirement credit	<u>\$ (17)</u>	<u>\$ (16)</u>	<u>\$ (77)</u>

	2018	2017
	(In millions)	
Other changes in plan assets and accumulated postretirement benefit obligation recognized in Regulatory assets		
Net actuarial (gain) loss	\$ (46)	\$ 2
Amortization of net actuarial loss	(8)	(8)
Amortization of prior service (cost) credit	(35)	10
Total recognized in Regulatory assets	<u>\$ (89)</u>	<u>\$ 4</u>
Total recognized in net periodic benefit cost and Regulatory assets	<u>\$ (106)</u>	<u>\$ (12)</u>
Estimated amounts to be amortized from Regulatory assets into net periodic benefit cost during next fiscal year		
Net actuarial loss	\$ 5	\$ 8
Prior service credit	\$ (7)	\$ —

Name of Respondent DTE Electric Company	This Report is: (1) <input checked="" type="checkbox"/> An Original (2) <input type="checkbox"/> A Resubmission	Date of Report (Mo, Da, Yr) / /	Year/Period of Report 2018/Q4
NOTES TO FINANCIAL STATEMENTS (Continued)			

The following table reconciles the obligations, assets, and funded status of the plans including amounts recorded as Accrued postretirement liability in the Registrants' Consolidated Statements of Financial Position at December 31:

	DTE Energy		DTE Electric	
	2018	2017	2018	2017
(In millions)				
Change in accumulated postretirement benefit obligation				
Accumulated postretirement benefit obligation, beginning of year	\$ 1,910	\$ 1,795	\$ 1,470	\$ 1,373
Service cost	27	27	20	20
Interest cost	69	73	53	56
Plan amendments	(44)	—	(35)	—
Actuarial (gain) loss	(227)	101	(196)	84
Benefits paid	(90)	(86)	(65)	(63)
Accumulated postretirement benefit obligation, end of year	<u>\$ 1,645</u>	<u>\$ 1,910</u>	<u>\$ 1,247</u>	<u>\$ 1,470</u>
Change in plan assets				
Plan assets at fair value, beginning of year	\$ 1,848	\$ 1,758	\$ 1,272	\$ 1,218
Actual return on plan assets	(75)	252	(52)	172
Benefits paid	(84)	(162)	(62)	(118)
Plan assets at fair value, end of year	<u>\$ 1,689</u>	<u>\$ 1,848</u>	<u>\$ 1,158</u>	<u>\$ 1,272</u>
Funded status	<u>\$ 44</u>	<u>\$ (62)</u>	<u>\$ (89)</u>	<u>\$ (198)</u>
Amount recorded as:				
Noncurrent assets	\$ 45	\$ —	\$ 189	\$ 113
Current liabilities	(1)	(1)	—	—
Noncurrent liabilities	—	(61)	(278)	(311)
	<u>\$ 44</u>	<u>\$ (62)</u>	<u>\$ (89)</u>	<u>\$ (198)</u>
Amounts recognized in Accumulated other comprehensive income (loss), pre-tax				
Net actuarial (gain) loss	\$ 1	\$ (1)	\$ —	\$ —
	<u>\$ 1</u>	<u>\$ (1)</u>	<u>\$ —</u>	<u>\$ —</u>
Amounts recognized in Regulatory assets^(a)				
Net actuarial loss	\$ 257	\$ 279	\$ 156	\$ 211
Prior service credit	(44)	(1)	(35)	—
	<u>\$ 213</u>	<u>\$ 278</u>	<u>\$ 121</u>	<u>\$ 211</u>

(a) See Note 9 to the Consolidated Financial Statements, "Regulatory Matters."

Name of Respondent	This Report is: (1) <input checked="" type="checkbox"/> An Original (2) <input type="checkbox"/> A Resubmission	Date of Report (Mo, Da, Yr) / /	Year/Period of Report
DTE Electric Company		/ /	2018/Q4
NOTES TO FINANCIAL STATEMENTS (Continued)			

At December 31, 2018, the benefits expected to be paid, including prescription drug benefits, in each of the next five years and in the aggregate for the five fiscal years thereafter for the Registrants are as follows:

	<u>DTE Energy</u>	<u>DTE Electric</u>
	(In millions)	
2019	\$ 88	\$ 66
2020	92	70
2021	96	73
2022	100	75
2023	102	77
2024-2028	532	402
Total	<u>\$ 1,010</u>	<u>\$ 763</u>

Assumptions used in determining the accumulated postretirement benefit obligation and net other postretirement benefit costs of the Registrants are:

	<u>2018</u>	<u>2017</u>	<u>2016</u>
Accumulated postretirement benefit obligation			
Discount rate	4.40%	3.70%	4.25%
Health care trend rate pre- and post- 65	6.75 / 7.25%	6.75 / 7.25%	6.50 / 6.75%
Ultimate health care trend rate	4.50%	4.50%	4.50%
Year in which ultimate reached pre- and post- 65	2031	2030	2028
Other postretirement benefit costs			
Discount rate	3.70%	4.25%	4.50%
Expected long-term rate of return on plan assets	7.75%	7.75%	8.00%
Health care trend rate pre- and post- 65	6.75 / 7.25%	6.50 / 6.75%	6.25 / 6.75%
Ultimate health care trend rate	4.50%	4.50%	4.50%
Year in which ultimate reached pre- and post- 65	2030	2028	2027

A one percentage point increase in health care cost trend rates would have increased the total service cost and interest cost components of benefit costs for DTE Energy by \$4 million, including \$3 million for DTE Electric, in 2018 and would have increased the accumulated benefit obligation for DTE Energy by \$72 million, including \$51 million for DTE Electric, at December 31, 2018. A one percentage point decrease in the health care cost trend rates would have decreased the total service and interest cost components of benefit costs for DTE Energy by \$4 million, including \$3 million for DTE Electric, in 2018 and would have decreased the accumulated benefit obligation for DTE Energy by \$63 million, including \$45 million for DTE Electric, at December 31, 2018.

The process used in determining the long-term rate of return on assets for the other postretirement benefit plans is similar to that previously described for the pension plans.

Name of Respondent	This Report is:	Date of Report	Year/Period of Report
DTE Electric Company	(1) <input checked="" type="checkbox"/> An Original (2) <input type="checkbox"/> A Resubmission	(Mo, Da, Yr) / /	2018/Q4
NOTES TO FINANCIAL STATEMENTS (Continued)			

The DTE Energy Master VEBA Trust employs a total return investment approach. The investment portfolio contains a diversified blend of equity, fixed income, and other investments. Furthermore, equity investments are diversified across U.S. and non-U.S. stocks and large and small market capitalizations. Fixed income investments generally include U.S. Treasuries, other governmental debt, diversified corporate bonds, bank loans, and mortgage-backed securities. Other investments are used to enhance long-term returns while improving portfolio diversification. Derivatives may be utilized in a risk controlled manner to potentially increase the portfolio beyond the market value of invested assets and/or reduce portfolio investment risk. Investment risk is measured and monitored on an ongoing basis through annual liability measurements, periodic asset/liability studies, and quarterly investment portfolio reviews.

Target allocations for the Registrants' other postretirement benefit plan assets as of December 31, 2018 are listed below:

U.S. Large Cap Equity Securities	16 %
U.S. Small Cap and Mid Cap Equity Securities	4
Non-U.S. Equity Securities	19
Fixed Income Securities	28
Hedge Funds and Similar Investments	19
Private Equity and Other	14
	100 %

Name of Respondent DTE Electric Company	This Report is: (1) <input checked="" type="checkbox"/> An Original (2) <input type="checkbox"/> A Resubmission	Date of Report (Mo, Da, Yr) / /	Year/Period of Report 2018/Q4
NOTES TO FINANCIAL STATEMENTS (Continued)			

The following tables provide the fair value measurement amounts for the Registrants' other postretirement benefit plan assets at December 31, 2018 and 2017(a):

	December 31, 2018				December 31, 2017			
	Level 1	Level 2	Other ^(b)	Total	Level 1	Level 2	Other ^(b)	Total
(In millions)								
DTE Energy asset category:								
Short-term Investments ^(c)	\$ 14	\$ 2	\$ —	\$ 16	\$ 13	\$ 2	\$ —	\$ 15
Equity Securities								
U.S. Large Cap ^(d)	225	—	—	225	284	—	—	284
U.S. Small Cap and Mid Cap ^(e)	75	—	—	75	131	—	—	131
Non-U.S. ^(f)	234	—	67	301	288	1	77	366
Fixed Income Securities ^(g)	11	350	130	491	29	324	130	483
Hedge Funds and Similar Investments ^(h)	97	—	203	300	116	—	219	335
Private Equity and Other ⁽ⁱ⁾	—	—	281	281	—	—	234	234
Securities Lending ^(j)	(21)	(1)	—	(22)	(39)	(1)	—	(40)
Securities Lending Collateral ^(j)	21	1	—	22	39	1	—	40
DTE Energy Total	\$ 656	\$ 352	\$ 681	\$ 1,689	\$ 861	\$ 327	\$ 660	\$ 1,848
DTE Electric asset category:								
Short-term Investments ^(c)	\$ 10	\$ 1	\$ —	\$ 11	\$ 9	\$ 1	\$ —	\$ 10
Equity Securities								
U.S. Large Cap ^(d)	154	—	—	154	195	—	—	195
U.S. Small Cap and Mid Cap ^(e)	52	—	—	52	91	—	—	91
Non-U.S. ^(f)	163	—	45	208	200	1	52	253
Fixed Income Securities ^(g)	7	232	92	331	20	218	92	330
Hedge Funds and Similar Investments ^(h)	68	—	139	207	80	—	150	230
Private Equity and Other ⁽ⁱ⁾	—	—	195	195	—	—	163	163
Securities Lending ^(j)	(15)	—	—	(15)	(27)	(1)	—	(28)
Securities Lending Collateral ^(j)	15	—	—	15	27	1	—	28
DTE Electric Total	\$ 454	\$ 233	\$ 471	\$ 1,158	\$ 595	\$ 220	\$ 457	\$ 1,272

(a) For a description of levels within the fair value hierarchy see Note 12 to the Consolidated Financial Statements, "Fair Value."

(b) Amounts represent assets valued at NAV as a practical expedient for fair value.

(c) This category predominantly represents certain short-term fixed income securities and money market investments that are managed in separate accounts or commingled funds. Pricing for investments in this category are obtained from quoted prices in actively traded markets or valuations from brokers or pricing services.

(d) This category represents portfolios of large capitalization domestic equities. Investments in this category are exchange-traded securities whereby unadjusted quoted prices can be obtained.

Name of Respondent DTE Electric Company	This Report is: (1) <input checked="" type="checkbox"/> An Original (2) <input type="checkbox"/> A Resubmission	Date of Report (Mo, Da, Yr) / /	Year/Period of Report 2018/Q4
NOTES TO FINANCIAL STATEMENTS (Continued)			

- (e) This category represents portfolios of small and medium capitalization domestic equities. Investments in this category are exchange-traded securities whereby unadjusted quoted prices can be obtained.
- (f) This category primarily consists of portfolios of non-U.S. developed and emerging market equities. Investments in this category are exchange-traded securities whereby unadjusted quoted prices can be obtained. Exchange-traded securities held in a commingled fund are classified as NAV assets.
- (g) This category includes corporate bonds from diversified industries, U.S. Treasuries, other governmental debt, bank loans, and mortgage backed securities. Pricing for investments in this category is obtained from quoted prices in actively traded markets and quotations from broker or pricing services. Non-exchange traded securities and exchange-traded securities held in commingled funds are classified as NAV assets.
- (h) This category utilizes a diversified group of strategies that attempt to capture financial market inefficiencies and includes publicly traded mutual funds, commingled funds and limited partnership funds. Pricing for mutual funds in this category is obtained from quoted prices in actively traded markets. Commingled funds and limited partnership funds are classified as NAV assets.
- (i) This category includes a diversified group of funds and strategies that primarily invests in private equity partnerships. This category also includes investments in real estate and private debt. All investments in this category are classified as NAV assets.
- (j) The Registrants have a securities lending program with a third-party agent. The program allows the agent to lend certain securities from the Registrants' VEBA trust to selected entities against receipt of collateral (in the form of cash) as provided for and determined in accordance with their securities lending agency agreements.

The DTE Energy Company Master VEBA Trust holds debt and equity securities directly and indirectly through commingled funds. Exchange-traded debt and equity securities held directly are valued using quoted market prices in actively traded markets. The commingled funds hold exchange-traded equity or debt securities and are valued based on NAVs. Non-exchange traded fixed income securities are valued by the trustee based upon quotations available from brokers or pricing services. A primary price source is identified by asset type, class, or issue for each security. The trustee monitors prices supplied by pricing services and may use a supplemental price source or change the primary price source of a given security if the trustee challenges an assigned price and determines that another price source is considered preferable. The Registrants have obtained an understanding of how these prices are derived, including the nature and observability of the inputs used in deriving such prices.

There were no significant transfers between Level 2 and Level 1 in the years ended December 31, 2018 and 2017 for either of the Registrants.

Defined Contribution Plans

The Registrants also sponsor defined contribution retirement savings plans. Participation in one of these plans is available to substantially all represented and non-represented employees. For substantially all employees, the Registrants match employee contributions up to certain predefined limits based upon eligible compensation and the employee's contribution rate. Additionally, for eligible represented and non-represented employees who do not participate in the Pension Plans, the Registrants annually contribute an amount equivalent to 4% (8% for certain DTE Gas represented employees) of an employee's eligible pay to the employee's defined contribution retirement savings plan. For DTE Energy, the cost of these plans was \$61 million, \$57 million, and \$51 million for the years ended December 31, 2018, 2017, and 2016, respectively. For DTE Electric, the cost of these plans was \$29 million, \$27 million, and \$23 million for the years ended December 31, 2018, 2017, and 2016.

NOTE 21 — STOCK-BASED COMPENSATION

DTE Energy's stock incentive program permits the grant of incentive stock options, non-qualifying stock options, stock awards, performance shares, and performance units to employees and members of its Board of Directors. As a result of a stock award, a settlement of an award of performance shares, or by exercise of a participant's stock option, DTE Energy may deliver common stock from its authorized but unissued common stock and/or from outstanding common stock acquired by or on behalf of DTE Energy in the name of the participant. Key provisions of the stock incentive program are:

Name of Respondent	This Report is: (1) <input checked="" type="checkbox"/> An Original (2) <input type="checkbox"/> A Resubmission	Date of Report (Mo, Da, Yr) / /	Year/Period of Report 2018/Q4
DTE Electric Company			
NOTES TO FINANCIAL STATEMENTS (Continued)			

- Authorized limit is 16,500,000 shares of common stock;
- Prohibits the grant of a stock option with an exercise price that is less than the fair market value of DTE Energy's stock on the date of the grant; and
- Imposes the following award limits to a single participant in a single calendar year, (1) options for more than 500,000 shares of common stock; (2) stock awards for more than 150,000 shares of common stock; (3) performance share awards for more than 300,000 shares of common stock (based on the maximum payout under the award); or (4) more than 1,000,000 performance units, which have a face amount of \$1.00 each.

DTE Energy records compensation expense at fair value over the vesting period for all awards it grants.

The following table summarizes the components of stock-based compensation for DTE Energy:

	2018	2017	2016
	(In millions)		
Stock-based compensation expense	\$ 64	\$ 58	\$ 61
Tax benefit	\$ 13	\$ 23	\$ 24
Stock-based compensation cost capitalized in Property, plant, and equipment	\$ 11	\$ 9	\$ 10

Stock Options

Options are exercisable according to the terms of the individual stock option award agreements and expire ten years after the date of the grant. The option exercise price equals the fair value of the stock on the date that the option was granted. Stock options vest ratably over a three-year period.

The following table summarizes DTE Energy's stock option activity for the year ended December 31, 2018:

	Number of Options	Weighted Average Exercise Price	Aggregate Intrinsic Value (In millions)
Options outstanding and exercisable at December 31, 2017	105,994	\$ 42.95	
Exercised	(53,894)	\$ 42.62	
Options outstanding and exercisable at December 31, 2018	<u>52,100</u>	\$ 43.30	<u>\$ 4</u>

As of December 31, 2018, the weighted average remaining contractual life for the exercisable shares is 1.11 years. As of December 31, 2018, all options were vested. No options vested during 2018.

There were no options granted during 2018, 2017, or 2016. The intrinsic value of options exercised for the years ended December 31, 2018 was \$4 million. The intrinsic value of options for the years ended December 31, 2017 and 2016 was \$4 million. No option expense was recognized for 2018, 2017, or 2016.

Name of Respondent DTE Electric Company	This Report is: (1) <input checked="" type="checkbox"/> An Original (2) <input type="checkbox"/> A Resubmission	Date of Report (Mo, Da, Yr) / /	Year/Period of Report 2018/Q4
NOTES TO FINANCIAL STATEMENTS (Continued)			

The number, weighted average exercise price, and weighted average remaining contractual life of DTE Energy options outstanding as of December 31, 2018 were as follows:

Range of Exercise Prices	Number of Options	Weighted Average Exercise Price	Weighted Average Remaining Contractual Life (Years)
\$ 27.00— \$ 38.00	2,100	\$ 27.70	0.16
\$ 42.01— \$ 45.00	50,000	\$ 43.95	1.15
	52,100	\$ 43.30	1.11

Restricted Stock Awards

Stock awards granted under the plan are restricted for varying periods, generally for three years. Participants have all rights of a shareholder with respect to a stock award, including the right to receive dividends and vote the shares. Prior to vesting in stock awards, the participant: (i) may not sell, transfer, pledge, exchange, or otherwise dispose of shares; (ii) shall not retain custody of the share certificates; and (iii) will deliver to DTE Energy a stock power with respect to each stock award upon request.

The stock awards are recorded at cost that approximates fair value on the date of grant. The cost is amortized to compensation expense over the vesting period.

Stock award activity for DTE Energy for the years ended December 31 was:

	2018	2017	2016
Fair value of awards vested (in millions)	\$ 11	\$ 10	\$ 9
Restricted common shares awarded	109,393	136,825	145,240
Weighted average market price of shares awarded	\$ 105.80	\$ 99.53	\$ 87.28
Compensation cost charged against income (in millions)	\$ 11	\$ 11	\$ 11

The following table summarizes DTE Energy's restricted stock awards activity for the year ended December 31, 2018:

	Restricted Stock	Weighted Average Grant Date Fair Value
Balance at December 31, 2017	365,764	\$ 90.26
Grants	109,393	\$ 105.80
Forfeitures	(21,939)	\$ 98.59
Vested and issued	(125,813)	\$ 85.24
Balance at December 31, 2018	327,405	\$ 96.79

Name of Respondent	This Report is:	Date of Report	Year/Period of Report
DTE Electric Company	(1) <input checked="" type="checkbox"/> An Original (2) <input type="checkbox"/> A Resubmission	(Mo, Da, Yr) / /	2018/Q4
NOTES TO FINANCIAL STATEMENTS (Continued)			

Performance Share Awards

Performance shares awarded under the plan are for a specified number of shares of DTE Energy common stock that entitle the holder to receive a cash payment, shares of DTE Energy common stock, or a combination thereof. The final value of the award is determined by the achievement of certain performance objectives and market conditions. The awards vest at the end of a specified period, usually three years. Awards granted in 2018, 2017, and 2016 were primarily deemed to be equity awards. The DTE Energy stock price and number of probable shares attributable to market conditions for such equity awards are fair valued only at the grant date. DTE Energy accounts for performance share awards by accruing compensation expense over the vesting period based on: (i) the number of shares expected to be paid which is based on the probable achievement of performance objectives; and (ii) the closing stock price market value. The settlement of the award is based on the closing price at the settlement date.

DTE Energy recorded compensation expense for performance share awards as follows:

	2018	2017	2016
	(In millions)		
Compensation expense	\$ 53	\$ 47	\$ 50
Cash settlements ^(a)	\$ 13	\$ 15	\$ 7
Stock settlements ^(a)	\$ 39	\$ 66	\$ 38

(a) Sum of cash and stock settlements approximates the intrinsic value of the awards.

During the vesting period, the recipient of a performance share award has no shareholder rights. During the period beginning on the date the performance shares are awarded and ending on the certification date of the performance objectives, the number of performance shares awarded will be increased, assuming full dividend reinvestment at the fair market value on the dividend payment date. The cumulative number of performance shares will be adjusted to determine the final payment based on the performance objectives achieved. Performance share awards are nontransferable and are subject to risk of forfeiture.

The following table summarizes DTE Energy's performance share activity for the period ended December 31, 2018:

	Performance Shares	Weighted Average Grant Date Fair Value
Balance at December 31, 2017	1,324,401	\$ 90.31
Grants	437,508	\$ 105.64
Forfeitures	(56,435)	\$ 96.02
Payouts	(418,788)	\$ 84.84
Balance at December 31, 2018	<u>1,286,686</u>	<u>\$ 97.17</u>

Name of Respondent DTE Electric Company	This Report is: (1) <input checked="" type="checkbox"/> An Original (2) <input type="checkbox"/> A Resubmission	Date of Report (Mo, Da, Yr) / /	Year/Period of Report 2018/Q4
NOTES TO FINANCIAL STATEMENTS (Continued)			

Unrecognized Compensation Costs

As of December 31, 2018, DTE Energy's total unrecognized compensation cost related to non-vested stock incentive plan arrangements and the weighted average recognition period was as follows:

	Unrecognized Compensation Cost	Weighted Average to be Recognized
	(In millions)	(In years)
Stock awards	\$ 12	1.03
Performance shares	59	1.04
	\$ 71	1.04

Allocated Stock-Based Compensation

DTE Electric received an allocation of costs from DTE Energy associated with stock-based compensation. DTE Electric's allocation for 2018, 2017, and 2016 for stock-based compensation expense was \$38 million, \$34 million, and \$38 million, respectively.

NOTE 22 — SEGMENT AND RELATED INFORMATION

DTE Energy sets strategic goals, allocates resources, and evaluates performance based on the following structure:

Electric segment consists principally of DTE Electric, which is engaged in the generation, purchase, distribution, and sale of electricity to approximately 2.2 million residential, commercial, and industrial customers in southeastern Michigan.

Gas segment consists principally of DTE Gas, which is engaged in the purchase, storage, transportation, distribution, and sale of natural gas to approximately 1.3 million residential, commercial, and industrial customers throughout Michigan and the sale of storage and transportation capacity.

Gas Storage and Pipelines is primarily engaged in services related to the gathering, transportation, and storage of natural gas.

Power and Industrial Projects is comprised primarily of projects that deliver energy and utility-type products and services to industrial, commercial, and institutional customers, produce reduced emissions fuel, and sell electricity and pipeline-quality gas from renewable energy projects.

Energy Trading consists of energy marketing and trading operations.

Corporate and Other includes various holding company activities, holds certain non-utility debt, and holds energy-related investments.

Name of Respondent	This Report is: (1) <input checked="" type="checkbox"/> An Original (2) <input type="checkbox"/> A Resubmission	Date of Report (Mo, Da, Yr) / /	Year/Period of Report
DTE Electric Company		/ /	2018/Q4
NOTES TO FINANCIAL STATEMENTS (Continued)			

The federal income tax provisions or benefits of DTE Energy's subsidiaries are determined on an individual company basis and recognize the tax benefit of tax credits and net operating losses, if applicable. The state and local income tax provisions of the utility subsidiaries are determined on an individual company basis and recognize the tax benefit of various tax credits and net operating losses, if applicable. The subsidiaries record federal, state, and local income taxes payable to or receivable from DTE Energy based on the federal, state, and local tax provisions of each company.

Inter-segment billing for goods and services exchanged between segments is based upon tariffed or market-based prices of the provider and primarily consists of the sale of reduced emissions fuel, power sales, and natural gas sales in the following segments:

	Year Ended December 31,		
	2018	2017	2016
	(In millions)		
Electric	\$ 52	\$ 48	\$ 43
Gas	12	8	9
Gas Storage and Pipelines	36	42	9
Power and Industrial Projects	642	569	602
Energy Trading	27	35	39
Corporate and Other	2	2	2
	<u>\$ 771</u>	<u>\$ 704</u>	<u>\$ 704</u>

Financial data of DTE Energy's business segments follows:

	Electric	Gas	Gas Storage and Pipelines	Power and Industrial Projects	Energy Trading	Corporate a nd Other	Reclassifications and Eliminations	Total
	(In millions)							
2018								
Operating Revenues — Utility operations	\$ 5,298	1,436	—	—	—	—	(64)	\$ 6,670
Operating Revenues — Non-utility operations	\$ —	—	485	2,204	5,557	3	(707)	\$ 7,542
Depreciation and amortization	\$ 836	133	82	67	5	1	—	\$ 1,124
Interest expense	\$ 283	70	68	31	6	220	(119)	\$ 559
Interest income	\$ —	(6)	(9)	(9)	(3)	(104)	119	\$ (12)
Equity in earnings of equity method investees	\$ —	2	123	3	—	4	—	\$ 132
Income Tax Expense (Benefit)	\$ 193	67	68	(195)	13	(48)	—	\$ 98
Net Income (Loss) Attributable to DTE Energy Company	\$ 664	150	235	161	39	(129)	—	\$ 1,120
Investment in equity method investees	\$ 7	12	1,585	134	—	33	—	\$ 1,771
Capital expenditures and acquisitions	\$ 1,979	460	176	91	5	2	—	\$ 2,713
Goodwill	\$ 1,208	743	299	26	17	—	—	\$ 2,293
Total Assets	\$ 22,501	5,378	3,161	495	909	6,153	(2,309)	\$ 36,288

Name of Respondent	This Report is:	Date of Report	Year/Period of Report
DTE Electric Company	(1) <input checked="" type="checkbox"/> An Original (2) <input type="checkbox"/> A Resubmission	(Mo, Da, Yr) / /	2018/Q4

NOTES TO FINANCIAL STATEMENTS (Continued)

	Electric	Gas	Gas Storage and Pipelines	Power and Industrial Projects	Energy Trading	Corporate and Other	Reclassifications and Eliminations	Total
(In millions)								
2017								
Operating Revenues — Utility operations	\$ 5,102	1,388	—	—	—	—	(56)	\$ 6,434
Operating Revenues — Non-utility operations	\$ —	—	453	2,089	4,277	2	(648)	\$ 6,173
Depreciation and amortization	\$ 753	123	76	72	5	1	—	\$ 1,030
Interest expense	\$ 274	65	77	29	5	192	(106)	\$ 536
Interest income	\$ —	(7)	(14)	(7)	(2)	(88)	106	\$ (12)
Equity in earnings of equity method investees	\$ 1	2	90	9	—	—	—	\$ 102
Income Tax Expense (Benefit)	\$ 321	78	(30)	(195)	49	(48)	—	\$ 175
Net Income (Loss) Attributable to DTE Energy Company	\$ 606	146	275	138	72	(103)	—	\$ 1,134
Investment in equity method investees	\$ 7	11	879	150	—	26	—	\$ 1,073
Capital expenditures and acquisitions	\$ 1,574	463	137	56	7	13	—	\$ 2,250
Goodwill	\$ 1,208	743	299	26	17	—	—	\$ 2,293
Total Assets	\$ 21,163	5,072	2,594	593	725	5,324	(1,704)	\$ 33,767

(a) Includes Income Tax Expense (Benefit) of \$(5) million, \$(115) million, \$(21) million, \$2 million, and \$34 million for Electric — non-utility, Gas Storage and Pipelines, Power and Industrial Projects, Energy Trading, and Corporate and Other, respectively, related to the enactment of the TCJA.

	Electric	Gas	Gas Storage and Pipelines	Power and Industrial Projects	Energy Trading	Corporate and Other	Reclassifications and Eliminations	Total
(In millions)								
2016								
Operating Revenues — Utility operations	\$ 5,225	1,324	—	—	—	—	(52)	\$ 6,497
Operating Revenues — Non-utility operations	\$ —	—	302	1,906	2,575	2	(652)	\$ 4,133
Depreciation and amortization	\$ 750	106	45	72	3	—	—	\$ 976
Interest expense	\$ 264	60	39	32	6	148	(77)	\$ 472
Interest income	\$ (8)	(6)	(9)	(8)	(1)	(65)	77	\$ (20)
Equity in earnings of equity method investees	\$ 2	6	60	—	—	—	—	\$ 68
Income Tax Expense (Benefit)	\$ 353	77	71	(140)	(29)	(61)	—	\$ 271
Net Income (Loss) Attributable to DTE Energy Company	\$ 622	138	119	95	(45)	(61)	—	\$ 868
Investment in equity method investees	\$ 11	10	538	166	—	27	—	\$ 752
Capital expenditures and acquisitions	\$ 1,503	395	1,322	39	7	3	—	\$ 3,269
Goodwill	\$ 1,208	743	292	26	17	—	—	\$ 2,286

Name of Respondent	This Report is: (1) <input checked="" type="checkbox"/> An Original (2) <input type="checkbox"/> A Resubmission	Date of Report (Mo, Da, Yr) / /	Year/Period of Report
DTE Electric Company		/ /	2018/Q4
NOTES TO FINANCIAL STATEMENTS (Continued)			

Total Assets \$ 20,417 4,729 2,417 683 660 4,648 (1,513) \$ 32,041

NOTE 23 — RELATED PARTY TRANSACTIONS

DTE Electric has agreements with affiliated companies to sell energy for resale, purchase fuel and power, provide fuel supply services, and provide power plant operation and maintenance services. DTE Electric has agreements with certain DTE Energy affiliates where DTE Electric charges the affiliates for their use of the shared capital assets of DTE Electric. A shared services company accumulates various corporate support services expenses and charges various subsidiaries of DTE Energy, including DTE Electric. DTE Electric records federal, state, and local income taxes payable to or receivable from DTE Energy based on its federal, state, and local tax provisions.

The following is a summary of DTE Electric's transactions with affiliated companies:

	2018	2017	2016
	(In millions)		
Revenues			
Energy sales	\$ 9	\$ 9	\$ 10
Other services	\$ (4)	\$ (4)	\$ (1)
Shared capital assets	\$ 43	\$ 39	\$ 33
Costs			
Fuel and purchased power	\$ 7	\$ 6	\$ 10
Other services and interest	\$ 33	\$ (2)	\$ (1)
Corporate expenses, net	\$ 377	\$ 370	\$ 370
Other			
Dividends declared	\$ 461	\$ 432	\$ 420
Dividends paid	\$ 461	\$ 432	\$ 420
Capital contribution from DTE Energy	\$ 325	\$ 100	\$ 120

DTE Electric's Accounts receivable and Accounts payable related to Affiliates are payable upon demand and are generally settled in cash within a monthly business cycle. Notes receivable and Short-term borrowings related to Affiliates are subject to a credit agreement with DTE Energy whereby short-term excess cash or cash shortfalls are remitted to or funded by DTE Energy. This credit arrangement involves the charge and payment of interest at market-based rates. Refer to DTE Electric's Consolidated Statements of Financial Position for affiliate balances at December 31, 2018 and 2017.

There were no contributions by DTE Electric to the DTE Energy Foundation for the years ended December 31, 2018 and 2016. DTE Electric's charitable contributions to the DTE Energy Foundation was \$7 million for the year ended December 31, 2017. The DTE Energy Foundation is a non-consolidated not-for-profit private foundation, the purpose of which is to contribute and assist charitable organizations.

See the following notes for other related party transactions impacting DTE Electric's Consolidated Financial Statements:

Name of Respondent DTE Electric Company	This Report is: (1) <input checked="" type="checkbox"/> An Original (2) <input type="checkbox"/> A Resubmission	Date of Report (Mo, Da, Yr) / /	Year/Period of Report 2018/Q4
NOTES TO FINANCIAL STATEMENTS (Continued)			

Note	Title
1	Organization and Basis of Presentation
20	Retirement Benefits and Trusteed Assets
21	Stock-Based Compensation

NOTE 24 — SUPPLEMENTARY QUARTERLY FINANCIAL INFORMATION (UNAUDITED)

DTE Energy

Quarterly earnings per share may not equal full year totals, since quarterly computations are based on weighted average common shares outstanding during each quarter.

	First Quarter	Second Quarter	Third Quarter	Fourth Quarter	Year
(In millions, except per share amounts)					
2018					
Operating Revenues	\$ 3,753	\$ 3,159	\$ 3,550	\$ 3,750	\$ 14,212
Operating Income	\$ 504	\$ 329	\$ 429	\$ 332	\$ 1,594
Net Income Attributable to DTE Energy Company	\$ 361	\$ 234	\$ 334	\$ 191	\$ 1,120
Basic Earnings per Share	\$ 2.01	\$ 1.29	\$ 1.84	\$ 1.05	\$ 6.18
Diluted Earnings per Share	\$ 2.00	\$ 1.29	\$ 1.84	\$ 1.05	\$ 6.17
2017					
Operating Revenues	\$ 3,236	\$ 2,855	\$ 3,245	\$ 3,271	\$ 12,607
Operating Income ^(a)	\$ 585	\$ 320	\$ 434	\$ 372	\$ 1,711
Net Income Attributable to DTE Energy Company ^(b)	\$ 400	\$ 177	\$ 270	\$ 287	\$ 1,134
Basic Earnings per Share	\$ 2.23	\$ 0.99	\$ 1.51	\$ 1.60	\$ 6.32
Diluted Earnings per Share	\$ 2.23	\$ 0.99	\$ 1.51	\$ 1.60	\$ 6.32

(a) Pursuant to the implementation of ASU 2017-07, amounts previously included in Operating Income — Operation and maintenance were reclassified to Other (Income) and Deductions — Non-operating retirement benefits, net on DTE Energy's Consolidated Statements of Operations.

(b) Includes a net Income Tax Benefit of \$(105) million related to the enactment of the TCJA in the fourth quarter.

Name of Respondent	This Report is:	Date of Report	Year/Period of Report
DTE Electric Company	(1) <input checked="" type="checkbox"/> An Original (2) <input type="checkbox"/> A Resubmission	(Mo, Da, Yr) / /	2018/Q4
NOTES TO FINANCIAL STATEMENTS (Continued)			

DTE Electric

	First Quarter	Second Quarter	Third Quarter	Fourth Quarter	Year
(In millions)					
2018					
Operating Revenues	\$ 1,205	\$ 1,276	\$ 1,521	\$ 1,296	\$ 5,298
Operating Income	\$ 253	\$ 269	\$ 444	\$ 168	\$ 1,134
Net Income	\$ 140	\$ 163	\$ 305	\$ 56	\$ 664
2017					
Operating Revenues	\$ 1,175	\$ 1,218	\$ 1,434	\$ 1,275	\$ 5,102
Operating Income	\$ 217	\$ 272	\$ 395	\$ 281	\$ 1,165
Net Income	\$ 106	\$ 138	\$ 219	\$ 138	\$ 601

BLANK PAGE

Name of Respondent DTE Electric Company	This Report Is: (1) <input checked="" type="checkbox"/> An Original (2) <input type="checkbox"/> A Resubmission	Date of Report (Mo, Da, Yr) / /	Year/Period of Report End of 2018/Q4
--	---	---------------------------------------	---

STATEMENTS OF ACCUMULATED COMPREHENSIVE INCOME, COMPREHENSIVE INCOME, AND HEDGING ACTIVITIES

- Report in columns (b),(c),(d) and (e) the amounts of accumulated other comprehensive income items, on a net-of-tax basis, where appropriate.
- Report in columns (f) and (g) the amounts of other categories of other cash flow hedges.
- For each category of hedges that have been accounted for as "fair value hedges", report the accounts affected and the related amounts in a footnote.
- Report data on a year-to-date basis.

Line No.	Item (a)	Unrealized Gains and Losses on Available-for-Sale Securities (b)	Minimum Pension Liability adjustment (net amount) (c)	Foreign Currency Hedges (d)	Other Adjustments (e)
1	Balance of Account 219 at Beginning of Preceding Year	1,892,884			
2	Preceding Qtr/Yr to Date Reclassifications from Acct 219 to Net Income				
3	Preceding Quarter/Year to Date Changes in Fair Value	800,591			
4	Total (lines 2 and 3)	800,591			
5	Balance of Account 219 at End of Preceding Quarter/Year	2,693,475			
6	Balance of Account 219 at Beginning of Current Year	2,693,475			
7	Current Qtr/Yr to Date Reclassifications from Acct 219 to Net Income	(2,693,475)			
8	Current Quarter/Year to Date Changes in Fair Value				
9	Total (lines 7 and 8)	(2,693,475)			
10	Balance of Account 219 at End of Current Quarter/Year				

Name of Respondent DTE Electric Company	This Report Is: (1) <input checked="" type="checkbox"/> An Original (2) <input type="checkbox"/> A Resubmission	Date of Report (Mo, Da, Yr) / /	Year/Period of Report End of 2018/Q4
--	---	---------------------------------------	---

STATEMENTS OF ACCUMULATED COMPREHENSIVE INCOME, COMPREHENSIVE INCOME, AND HEDGING ACTIVITIES

Line No.	Other Cash Flow Hedges Interest Rate Swaps (f)	Other Cash Flow Hedges [Insert Footnote at Line 1 to specify] (g)	Totals for each category of items recorded in Account 219 (h)	Net Income (Carried Forward from Page 117, Line 78) (i)	Total Comprehensive Income (j)
1			1,892,884		
2					
3			800,591		
4			800,591	603,561,095	604,361,686
5			2,693,475		
6			2,693,475		
7			(2,693,475)		
8					
9			(2,693,475)	664,743,307	662,049,832
10					

Name of Respondent DTE Electric Company	This Report Is: (1) <input checked="" type="checkbox"/> An Original (2) <input type="checkbox"/> A Resubmission	Date of Report (Mo, Da, Yr) / /	Year/Period of Report End of 2018/Q4
--	---	---------------------------------------	---

**SUMMARY OF UTILITY PLANT AND ACCUMULATED PROVISIONS
FOR DEPRECIATION, AMORTIZATION AND DEPLETION**

Report in Column (c) the amount for electric function, in column (d) the amount for gas function, in column (e), (f), and (g) report other (specify) and in column (h) common function.

Line No.	Classification (a)	Total Company for the Current Year/Quarter Ended (b)	Electric (c)
1	Utility Plant		
2	In Service		
3	Plant in Service (Classified)	21,490,384,137	21,490,384,137
4	Property Under Capital Leases	11,363,631	11,363,631
5	Plant Purchased or Sold		
6	Completed Construction not Classified	816,954,678	816,954,678
7	Experimental Plant Unclassified		
8	Total (3 thru 7)	22,318,702,446	22,318,702,446
9	Leased to Others		
10	Held for Future Use	52,022,124	52,022,124
11	Construction Work in Progress	1,393,970,434	1,393,970,434
12	Acquisition Adjustments	137,223,762	137,223,762
13	Total Utility Plant (8 thru 12)	23,901,918,766	23,901,918,766
14	Accum Prov for Depr, Amort, & Depl	7,638,679,804	7,638,679,804
15	Net Utility Plant (13 less 14)	16,263,238,962	16,263,238,962
16	Detail of Accum Prov for Depr, Amort & Depl		
17	In Service:		
18	Depreciation	7,638,679,804	7,638,679,804
19	Amort & Depl of Producing Nat Gas Land/Land Right		
20	Amort of Underground Storage Land/Land Rights		
21	Amort of Other Utility Plant		
22	Total In Service (18 thru 21)	7,638,679,804	7,638,679,804
23	Leased to Others		
24	Depreciation		
25	Amortization and Depletion		
26	Total Leased to Others (24 & 25)		
27	Held for Future Use		
28	Depreciation		
29	Amortization		
30	Total Held for Future Use (28 & 29)		
31	Abandonment of Leases (Natural Gas)		
32	Amort of Plant Acquisition Adj		
33	Total Accum Prov (equals 14) (22,26,30,31,32)	7,638,679,804	7,638,679,804

Name of Respondent DTE Electric Company	This Report Is: (1) <input checked="" type="checkbox"/> An Original (2) <input type="checkbox"/> A Resubmission	Date of Report (Mo, Da, Yr) / /	Year/Period of Report End of <u>2018/Q4</u>
--	---	---------------------------------------	--

SUMMARY OF UTILITY PLANT AND ACCUMULATED PROVISIONS
FOR DEPRECIATION, AMORTIZATION AND DEPLETION

Gas (d)	Other (Specify) (e)	Other (Specify) (f)	Other (Specify) (g)	Common (h)	Line No.
					1
					2
					3
					4
					5
					6
					7
					8
					9
					10
					11
					12
					13
					14
					15
					16
					17
					18
					19
					20
					21
					22
					23
					24
					25
					26
					27
					28
					29
					30
					31
					32
					33

Name of Respondent DTE Electric Company	This Report Is: (1) <input checked="" type="checkbox"/> An Original (2) <input type="checkbox"/> A Resubmission	Date of Report (Mo, Da, Yr) / /	Year/Period of Report End of 2018/Q4
--	---	---------------------------------------	---

NUCLEAR FUEL MATERIALS (Account 120.1 through 120.6 and 157)

- Report below the costs incurred for nuclear fuel materials in process of fabrication, on hand, in reactor, and in cooling; owned by the respondent.
- If the nuclear fuel stock is obtained under leasing arrangements, attach a statement showing the amount of nuclear fuel leased, the quantity used and quantity on hand, and the costs incurred under such leasing arrangements.

Line No.	Description of item (a)	Balance Beginning of Year (b)	Changes during Year
			Additions (c)
1	Nuclear Fuel in process of Refinement, Conv, Enrichment & Fab (120.1)		
2	Fabrication		
3	Nuclear Materials	5,819,866	72,427,822
4	Allowance for Funds Used during Construction		
5	(Other Overhead Construction Costs, provide details in footnote)		
6	SUBTOTAL (Total 2 thru 5)	5,819,866	
7	Nuclear Fuel Materials and Assemblies		
8	In Stock (120.2)		
9	In Reactor (120.3)	306,010,194	75,186,168
10	SUBTOTAL (Total 8 & 9)	306,010,194	
11	Spent Nuclear Fuel (120.4)	1,042,612,109	77,820,858
12	Nuclear Fuel Under Capital Leases (120.6)		
13	(Less) Accum Prov for Amortization of Nuclear Fuel Assem (120.5)	1,227,041,582	
14	TOTAL Nuclear Fuel Stock (Total 6, 10, 11, 12, less 13)	127,400,587	
15	Estimated net Salvage Value of Nuclear Materials in line 9		
16	Estimated net Salvage Value of Nuclear Materials in line 11		
17	Est Net Salvage Value of Nuclear Materials in Chemical Processing		
18	Nuclear Materials held for Sale (157)		
19	Uranium		
20	Plutonium		
21	Other (provide details in footnote):		
22	TOTAL Nuclear Materials held for Sale (Total 19, 20, and 21)		

Name of Respondent DTE Electric Company		This Report Is: (1) <input checked="" type="checkbox"/> An Original (2) <input type="checkbox"/> A Resubmission		Date of Report (Mo, Da, Yr) / /	Year/Period of Report End of 2018/Q4
NUCLEAR FUEL MATERIALS (Account 120.1 through 120.6 and 157)					
Changes during Year				Balance	Line
Amortization (d)	Other Reductions (Explain in a footnote) (e)			End of Year (f)	No.
					1
					2
	75,186,168			3,061,520	3
					4
					5
				3,061,520	6
					7
					8
	77,820,857			303,375,505	9
				303,375,505	10
				1,120,432,967	11
					12
-45,199,863				1,272,241,445	13
				154,628,547	14
					15
					16
					17
					18
					19
					20
					21
					22

Name of Respondent	This Report is:	Date of Report	Year/Period of Report
DTE Electric Company	(1) <input checked="" type="checkbox"/> An Original (2) <input type="checkbox"/> A Resubmission	(Mo, Da, Yr) / /	2018/Q4
FOOTNOTE DATA			

Schedule Page: 202 Line No.: 3 Column: e

Nuclear Fuel moved from WIP into the reactor \$75,186,168.

Schedule Page: 202 Line No.: 9 Column: e

Nuclear Fuel was moved from the reactor to spent fuel during the refueling outage \$77,820,857.

BLANK PAGE

Name of Respondent DTE Electric Company	This Report Is: (1) <input checked="" type="checkbox"/> An Original (2) <input type="checkbox"/> A Resubmission	Date of Report (Mo, Da, Yr) / /	Year/Period of Report End of 2018/Q4
--	---	---------------------------------------	---

ELECTRIC PLANT IN SERVICE (Account 101, 102, 103 and 106)

- Report below the original cost of electric plant in service according to the prescribed accounts.
- In addition to Account 101, Electric Plant in Service (Classified), this page and the next include Account 102, Electric Plant Purchased or Sold; Account 103, Experimental Electric Plant Unclassified; and Account 106, Completed Construction Not Classified-Electric.
- Include in column (c) or (d), as appropriate, corrections of additions and retirements for the current or preceding year.
- For revisions to the amount of initial asset retirement costs capitalized, included by primary plant account, increases in column (c) additions and reductions in column (e) adjustments.
- Enclose in parentheses credit adjustments of plant accounts to indicate the negative effect of such accounts.
- Classify Account 106 according to prescribed accounts, on an estimated basis if necessary, and include the entries in column (c). Also to be included in column (c) are entries for reversals of tentative distributions of prior year reported in column (b). Likewise, if the respondent has a significant amount of plant retirements which have not been classified to primary accounts at the end of the year, include in column (d) a tentative distribution of such retirements, on an estimated basis, with appropriate contra entry to the account for accumulated depreciation provision. Include also in column (d)

Line No.	Account (a)	Balance Beginning of Year (b)	Additions (c)
1	1. INTANGIBLE PLANT		
2	(301) Organization		
3	(302) Franchises and Consents		
4	(303) Miscellaneous Intangible Plant	784,902,571	96,753,929
5	TOTAL Intangible Plant (Enter Total of lines 2, 3, and 4)	784,902,571	96,753,929
6	2. PRODUCTION PLANT		
7	A. Steam Production Plant		
8	(310) Land and Land Rights	14,251,766	
9	(311) Structures and Improvements	1,130,352,976	28,088,517
10	(312) Boiler Plant Equipment	5,452,064,156	170,549,720
11	(313) Engines and Engine-Driven Generators		
12	(314) Turbogenerator Units	808,944,545	13,456,512
13	(315) Accessory Electric Equipment	185,064,447	584,273
14	(316) Misc. Power Plant Equipment	24,604,285	3,851,472
15	(317) Asset Retirement Costs for Steam Production	148,001,787	-1,501,533
16	TOTAL Steam Production Plant (Enter Total of lines 8 thru 15)	7,763,283,962	215,028,961
17	B. Nuclear Production Plant		
18	(320) Land and Land Rights		
19	(321) Structures and Improvements	220,394,106	33,873,574
20	(322) Reactor Plant Equipment	479,679,931	77,244,821
21	(323) Turbogenerator Units	195,244,121	-1,730,122
22	(324) Accessory Electric Equipment	66,017,496	15,032,965
23	(325) Misc. Power Plant Equipment	91,905,507	15,969,233
24	(326) Asset Retirement Costs for Nuclear Production	228,094,022	
25	TOTAL Nuclear Production Plant (Enter Total of lines 18 thru 24)	1,281,335,183	140,390,471
26	C. Hydraulic Production Plant		
27	(330) Land and Land Rights	3,190,436	
28	(331) Structures and Improvements	33,055,045	-89,797
29	(332) Reservoirs, Dams, and Waterways	118,587,497	
30	(333) Water Wheels, Turbines, and Generators	213,846,997	50,197,595
31	(334) Accessory Electric Equipment	26,605,513	17,713,816
32	(335) Misc. Power PLant Equipment	9,287,727	89,797
33	(336) Roads, Railroads, and Bridges	1,862,785	
34	(337) Asset Retirement Costs for Hydraulic Production		
35	TOTAL Hydraulic Production Plant (Enter Total of lines 27 thru 34)	406,436,000	67,911,411
36	D. Other Production Plant		
37	(340) Land and Land Rights	1,356,530	
38	(341) Structures and Improvements	10,600,082	672,653
39	(342) Fuel Holders, Products, and Accessories	14,968,205	316,383
40	(343) Prime Movers	128,666,104	18,834,709
41	(344) Generators	1,276,917,062	14,834,989
42	(345) Accessory Electric Equipment	28,752,974	1,813,573
43	(346) Misc. Power Plant Equipment	143,531,706	-760,998
44	(347) Asset Retirement Costs for Other Production	29,639,541	27,350,161
45	TOTAL Other Prod. Plant (Enter Total of lines 37 thru 44)	1,634,432,204	63,061,470
46	TOTAL Prod. Plant (Enter Total of lines 16, 25, 35, and 45)	11,085,487,349	486,392,313

Name of Respondent DTE Electric Company	This Report Is: (1) <input checked="" type="checkbox"/> An Original (2) <input type="checkbox"/> A Resubmission	Date of Report (Mo, Da, Yr) / /	Year/Period of Report End of 2018/Q4
--	---	---------------------------------------	---

ELECTRIC PLANT IN SERVICE (Account 101, 102, 103 and 106) (Continued)

distributions of these tentative classifications in columns (c) and (d), including the reversals of the prior years tentative account distributions of these amounts. Careful observance of the above instructions and the texts of Accounts 101 and 106 will avoid serious omissions of the reported amount of respondent's plant actually in service, at end of year.

7. Show in column (f) reclassifications or transfers within utility plant accounts. Include also in column (f) the additions or reductions of primary account classifications arising from distribution of amounts initially recorded in Account 102, include in column (e) the amounts with respect to accumulated provision for depreciation, acquisition adjustments, etc., and show in column (f) only the offset to the debits or credits distributed in column (f) to primary account classifications.

8. For Account 399, state the nature and use of plant included in this account and if substantial in amount submit a supplementary statement showing subaccount classification of such plant conforming to the requirement of these pages.

9. For each amount comprising the reported balance and changes in Account 102, state the property purchased or sold, name of vendor or purchase, and date of transaction. If proposed journal entries have been filed with the Commission as required by the Uniform System of Accounts, give also date

Retirements (d)	Adjustments (e)	Transfers (f)	Balance at End of Year (g)	Line No.
				1
				2
				3
56,832,509		-242,832	824,581,159	4
56,832,509		-242,832	824,581,159	5
				6
				7
131,000			14,120,766	8
5,724,982		89,123	1,152,805,634	9
50,394,870		-3,031	5,572,215,975	10
				11
7,972,974		3,031	814,431,114	12
1,661,554			183,987,166	13
446,105			28,009,652	14
171,600			146,328,654	15
66,503,085		89,123	7,911,898,961	16
				17
				18
1,818,177		208,586	252,658,089	19
16,581,584			540,343,168	20
-1,444,349			194,958,348	21
-195,315			81,245,776	22
4,018,242			103,856,498	23
			228,094,022	24
20,778,339		208,586	1,401,155,901	25
				26
			3,190,436	27
			32,965,248	28
			118,587,497	29
7,772,980			256,271,612	30
			44,319,329	31
			9,377,524	32
			1,862,785	33
				34
7,772,980			466,574,431	35
				36
			1,356,530	37
275,594		-192,227	10,804,914	38
466,321			14,818,267	39
5,720,241			141,780,572	40
8,370,147			1,283,381,904	41
-8,656,638			39,223,185	42
21,847	-419,196		142,329,665	43
			56,989,702	44
6,197,512	-419,196	-192,227	1,690,684,739	45
101,251,916	-419,196	105,482	11,470,314,032	46

Name of Respondent DTE Electric Company		This Report Is: (1) <input checked="" type="checkbox"/> An Original (2) <input type="checkbox"/> A Resubmission	Date of Report (Mo, Da, Yr) / /	Year/Period of Report End of 2018/Q4
ELECTRIC PLANT IN SERVICE (Account 101, 102, 103 and 106) (Continued)				
Line No.	Account (a)	Balance Beginning of Year (b)	Additions (c)	
47	3. TRANSMISSION PLANT			
48	(350) Land and Land Rights			
49	(352) Structures and Improvements			
50	(353) Station Equipment	89,751,765		302,371
51	(354) Towers and Fixtures			
52	(355) Poles and Fixtures			
53	(356) Overhead Conductors and Devices			
54	(357) Underground Conduit			
55	(358) Underground Conductors and Devices			
56	(359) Roads and Trails			
57	(359.1) Asset Retirement Costs for Transmission Plant			
58	TOTAL Transmission Plant (Enter Total of lines 48 thru 57)	89,751,765		302,371
59	4. DISTRIBUTION PLANT			
60	(360) Land and Land Rights	42,192,327		1,279,172
61	(361) Structures and Improvements	166,922,679		15,349,662
62	(362) Station Equipment	1,287,163,029		129,893,219
63	(363) Storage Battery Equipment	1,989,614		10,220
64	(364) Poles, Towers, and Fixtures	1,387,301,051		115,006,079
65	(365) Overhead Conductors and Devices	2,119,863,320		211,083,533
66	(366) Underground Conduit	377,660,303		7,470,943
67	(367) Underground Conductors and Devices	1,248,973,957		121,431,409
68	(368) Line Transformers	583,696,862		37,027,060
69	(369) Services	382,810,189		4,630,305
70	(370) Meters	401,457,529		8,907,514
71	(371) Installations on Customer Premises	55,055,116		838,760
72	(372) Leased Property on Customer Premises			
73	(373) Street Lighting and Signal Systems	221,295,200		30,156,189
74	(374) Asset Retirement Costs for Distribution Plant	2,697,101		-165
75	TOTAL Distribution Plant (Enter Total of lines 60 thru 74)	8,279,078,277		683,083,900
76	5. REGIONAL TRANSMISSION AND MARKET OPERATION PLANT			
77	(380) Land and Land Rights			
78	(381) Structures and Improvements			
79	(382) Computer Hardware			
80	(383) Computer Software			
81	(384) Communication Equipment			
82	(385) Miscellaneous Regional Transmission and Market Operation Plant			
83	(386) Asset Retirement Costs for Regional Transmission and Market Oper			
84	TOTAL Transmission and Market Operation Plant (Total lines 77 thru 83)			
85	6. GENERAL PLANT			
86	(389) Land and Land Rights	13,476,382		
87	(390) Structures and Improvements	354,135,111		42,892,076
88	(391) Office Furniture and Equipment	182,247,615		66,108,136
89	(392) Transportation Equipment	183,048,051		11,715,997
90	(393) Stores Equipment	2,480,470		196,654
91	(394) Tools, Shop and Garage Equipment	90,110,412		12,937,994
92	(395) Laboratory Equipment	20,386,467		839,138
93	(396) Power Operated Equipment	24,256,612		1,439,903
94	(397) Communication Equipment	130,758,250		10,242,046
95	(398) Miscellaneous Equipment	15,179,705		5,844,090
96	SUBTOTAL (Enter Total of lines 86 thru 95)	1,016,079,075		152,216,034
97	(399) Other Tangible Property			
98	(399.1) Asset Retirement Costs for General Plant	1,531,073		
99	TOTAL General Plant (Enter Total of lines 96, 97 and 98)	1,017,610,148		152,216,034
100	TOTAL (Accounts 101 and 106)	21,256,830,110		1,418,748,547
101	(102) Electric Plant Purchased (See Instr. 8)			
102	(Less) (102) Electric Plant Sold (See Instr. 8)			
103	(103) Experimental Plant Unclassified			
104	TOTAL Electric Plant in Service (Enter Total of lines 100 thru 103)	21,256,830,110		1,418,748,547

ELECTRIC PLANT IN SERVICE (Account 101, 102, 103 and 106) (Continued)

Retirements (d)	Adjustments (e)	Transfers (f)	Balance at End of Year (g)	Line No.
				47
				48
				49
7,309,705			82,744,431	50
				51
				52
				53
				54
				55
				56
				57
7,309,705			82,744,431	58
				59
38,474			43,433,025	60
723,638		92,674	181,641,377	61
15,407,708		741,714	1,402,390,254	62
			1,999,834	63
21,912,236			1,480,394,894	64
63,456,376		507,169	2,267,997,646	65
583,394			384,547,852	66
23,397,681		-439,732	1,346,567,953	67
9,542,048			611,181,874	68
426,234			387,014,260	69
10,444,674		-228,476	399,691,893	70
111,437			55,782,439	71
				72
16,537,177		-513,088	234,401,124	73
200,134			2,496,802	74
162,781,211		160,261	8,799,541,227	75
				76
				77
				78
				79
				80
				81
				82
				83
				84
				85
			13,476,382	86
19,634,506		-198,156	377,194,525	87
11,125,533		594,442	237,824,660	88
3,898,746			190,865,302	89
4,604			2,672,520	90
2,071,567			100,976,839	91
574,149			20,651,456	92
77,068			25,619,447	93
2,505,240			138,495,056	94
173,089			20,850,706	95
40,064,502		396,286	1,128,626,893	96
				97
			1,531,073	98
40,064,502		396,286	1,130,157,966	99
368,239,843	-419,196	419,197	22,307,338,815	100
				101
				102
				103
368,239,843	-419,196	419,197	22,307,338,815	104

Name of Respondent DTE Electric Company	This Report Is: (1) <input checked="" type="checkbox"/> An Original (2) <input type="checkbox"/> A Resubmission	Date of Report (Mo, Da, Yr) / /	Year/Period of Report End of 2018/Q4
--	---	---------------------------------------	---

ELECTRIC PLANT HELD FOR FUTURE USE (Account 105)

- Report separately each property held for future use at end of the year having an original cost of \$250,000 or more. Group other items of property held for future use.
- For property having an original cost of \$250,000 or more previously used in utility operations, now held for future use, give in column (a), in addition to other required information, the date that utility use of such property was discontinued, and the date the original cost was transferred to Account 105.

Line No.	Description and Location Of Property (a)	Date Originally Included in This Account (b)	Date Expected to be used in Utility Service (c)	Balance at End of Year (d)
1	Land and Rights:			
2				
3	Distribution Plant:			
4				
5	Belleville: Land held for future substation	4/30/2010	6/30/2021	223,746
6				
7	Nuclear Production Plant:			
8				
9	Fermi 2 License Renewal	12/31/2016	3/20/2025	33,676,187
10				
11	Fermi 2 Reg Guide	12/31/2017	3/20/2025	16,646,493
12				
13	Fermi 2 License Renewal Fatigue Monitoring	2/28/2018	3/20/2025	1,475,698
14				
15				
16				
17				
18				
19				
20				
21	Other Property:			
22				
23				
24				
25				
26				
27				
28				
29				
30				
31				
32				
33				
34				
35				
36				
37				
38				
39				
40				
41				
42				
43				
44				
45				
46				
47	Total			52,022,124

Name of Respondent DTE Electric Company	This Report Is: (1) <input checked="" type="checkbox"/> An Original (2) <input type="checkbox"/> A Resubmission	Date of Report (Mo, Da, Yr)	Year of Report 2018/Q4
--	---	--------------------------------	---------------------------

**PLANT ACQUISITION ADJUSTMENTS AND ACCUMULATED PROVISION FOR AMORTIZATION
OF PLANT ACQUISITION ADJUSTMENTS (Accounts 114 & 115)**

- | | |
|---|---|
| <p>1. Report the particulars called for concerning acquisition adjustments.</p> <p>2. Provide a subheading for each account and list thereunder the information called for, observing the instructions below.</p> <p>3. Explain each debit and credit during the year, give reference to any Commission orders or other authorizations concerning such amounts, and show contra account debited or credited.</p> <p>4. For acquisition adjustments arising during the year,</p> | <p>state the name of the company from which the property was acquired, date of transaction, and date journal entries clearing Account 102, Plant Purchased or Sold, were filed with the Commission.</p> <p>5. In the blank space at the bottom of the schedule, explain the plan of disposition of any acquisition adjustments not currently being amortized.</p> <p>6. Give date Commission authorized use of Account 115.</p> |
|---|---|

Line No.	Description (a)	Balance Beginning of Year (b)	Debits (c)	CREDITS		Balance End of Year (f)
				Contra Acct. (d)	Amount (e)	
1	Account 114					
2						
3	Brookfield Wind Farm	\$ 17,083,806	\$ -	406	\$ (833,356)	\$ 16,250,450
4						
5	Renaissance Power Plant	126,764,212	-	406	(5,790,900)	120,973,312
6						
7	Total	\$ 143,848,018	\$ -		\$ (6,624,256)	\$ 137,223,762
8						
9						
10						
11						
12						
13						
14						
15	Account 115	\$ -				\$ -
16						
17	No Activity					
18						
19						
20						

Blank space for explanation of acquisition adjustments not currently being amortized and date Commission authorized use of Account 115.

Name of Respondent DTE Electric Company	This Report Is: (1) <input checked="" type="checkbox"/> An Original (2) <input type="checkbox"/> A Resubmission	Date of Report (Mo, Da, Yr)	Year of Report 2018/Q4
--	---	--------------------------------	---------------------------

**CONSTRUCTION WORK IN PROGRESS AND COMPLETED CONSTRUCTION
NOT CLASSIFIED - ELECTRIC (Accounts 107 and 106)**

1. Report below descriptions and balances at end of year of projects in process of construction and completed construction not classified for projects actually in service. For any substantial amounts of completed construction not classified for plant actually in service, explain the circumstances which have prevented final classification of such amounts to prescribed primary accounts for plant in service.

2. The information specified by this schedule for Account 106, Completed Construction

Not Classified-Electric, shall be furnished even though this account is included in the schedule, Electric Plant in Service, pages 204-211, according to a tentative classification by primary accounts.

3. Show items relating to "research and development" projects last under a caption Research and Development (See Account 107, Uniform System of Accounts).

4. Minor projects may be grouped.

Line No.	Description of Project (a)	Construction Work in Progress-Electric (Account 107) (b)	Completed Construction Not Classified-Electric (Account 106) (c)	Estimated Additional Cost of Project (d)
1	ADMS	2,111,537	-	-
2	Air Quality Assessment	2,155,718	-	-
3	Ann Arbor Systems Improvement	34,457,637	-	72,590,000
4	Ariel Substation	7,727,908	-	3,400,000
5	ATT End Of Life	4,728,409	-	-
6	BCD CS 18 Collective Billing Enhancement	1,263,646	-	1,820,041
7	BIOLOGICAL STUDIES	6,307,597	-	85,000,000
8	Black Start Alt AC Source	14,313,280	-	-
9	Boraflex Fuel Storage Racks	6,283,344	-	19,992,901
10	Breaker Replacement and Install	1,799,041	1,258,268	-
11	CA 071 Core ERP Sustain	2,449,402	-	-
12	Capital Support Staff Allocations	1,333,785	-	-
13	CL Capital Material & Labor	4,340,410	-	-
14	Collect Tran Digital Channel	2,288,341	-	-
15	Combined Cycle Gas Turbine Labor - Overhead	4,593,358	-	21,140,000
16	Control Battery	1,045,688	346,836	-
17	Control Rod Blades Install	2,559,945	-	-
18	Cooling Tower Replacements	8,749,841	-	-
19	Correct DataCenter Floor and Stair	1,146,023	-	-
20	CS 025 Cust Digital Chnls(MSA) Base	3,215,525	-	-
21	CS 034 IT BRM Billing and Metering	1,300,005	-	-
22	CS 042 CR&B Accenture MSA Sustain	9,257,320	-	-
23	CS 044 CR&B Product Management Sustain	3,968,856	-	-
24	CS 060 Payment Transformation Strat	8,588,343	-	5,094,324
25	CTG Controls Upgrade	1,283,045	-	-
26	CTG Tank Replacement	3,985,174	-	1,000,000
27	DCOE 001 Emergent	4,045,716	-	-
28	DCOE 003 IT Service Management	1,719,452	-	3,506,719
29	Distributed Generation	7,009,683	172,011	2,370,420
30	Distribution Operations Op Tech Projects	2,290,386	9,839	2,840,615
31	Distribution Operations Sustainment-Core ITS Support	1,129,589	-	-
32	Distribution Operation Corporate	1,381,947	1,172,952	-
33	EDG SW Pumps	1,202,287	-	-
34	EMS and GMS	17,631,127	-	6,790,000
35	Energy Forecasting	1,077,623	-	-
36	Extention Ended Power Uprates	1,012,214	-	-

Name of Respondent DTE Electric Company	This Report Is: (1) <input checked="" type="checkbox"/> An Original (2) <input type="checkbox"/> A Resubmission	Date of Report (Mo, Da, Yr)	Year of Report 2018/Q4
--	---	--------------------------------	---------------------------

**CONSTRUCTION WORK IN PROGRESS AND COMPLETED CONSTRUCTION
NOT CLASSIFIED - ELECTRIC (Accounts 107 and 106)**

1. Report below descriptions and balances at end of year of projects in process of construction and completed construction not classified for projects actually in service. For any substantial amounts of completed construction not classified for plant actually in service, explain the circumstances which have prevented final classification of such amounts to prescribed primary accounts for plant in service.

2. The information specified by this schedule for Account 106, Completed Construction

Not Classified-Electric, shall be furnished even though this account is included in the schedule, Electric Plant in Service, pages 204-211, according to a tentative classification by primary accounts.

3. Show items relating to "research and development" projects last under a caption Research and Development (See Account 107, Uniform System of Accounts).

4. Minor projects may be grouped.

Line No.	Description of Project (a)	Construction Work in Progress-Electric (Account 107) (b)	Completed Construction Not Classified-Electric (Account 106) (c)	Estimated Additional Cost of Project (d)
37	Failures Trfs Regs	1,773,437	7,296,831	-
38	Feedwater Check Valves	2,010,325	-	-
39	Field Service Management System	2,039,484	-	-
40	Fire Header Restoration	1,290,150	-	9,970,000
41	Fish Protection	1,485,312	-	-
42	Fleet Class 2	3,861,967	-	-
43	Fleet Class 7	10,250,388	-	-
44	Fleet Class 8	4,241,502	-	-
45	Fleet Electric Distribution Class 9 Trailer	1,433,530	-	-
46	Fuel Design	2,090,217	-	938,000
47	GE FJ209 24kV Breaker Replacement	3,416,179	669,365	-
48	General Plant Capital	2,339,685	-	-
49	GENL0039 Quaker Transformer Upgrade	2,081,669	-	-
50	GO 4 Workplace Renovation Initiative	2,617,924	-	1,411,076
51	Gratiot O&M Building Expansion	1,284,489	-	3,580,000
52	Grounding Project	4,451,588	39,749	2,633,800
53	GWEC Workplace Renovation Initiative	1,535,340	-	1,360,000
54	Harsen's Island Circuit Renewal	1,634,270	-	6,100,000
55	Hilton Substation	4,216,975	4,504,744	8,300,000
56	HQ Steam Conversion	1,563,865	-	37,400,000
57	Install 40 KV Equip Reloc to Adams Stat	4,099,786	80,101	-
58	Integrated Environment	1,745,151	1,180,243	-
59	ITS DCOE Speed 2 & Experimentation	1,026,279	-	-
60	LI Peaker Unitization	1,618,484	-	-
61	Loss of Voltage Relay	1,809,989	-	1,165,000
62	LRI - Preliminary Work	3,946,320	-	42,238,119
63	LRI Files Update	1,199,757	-	-
64	Ludington Projects	6,739,270	-	-
65	Equipment Relocation Costs	13,113,747	11,731,821	-
66	Maxwell-Amhurst Project	5,169,484	-	-
67	MDCT Supply Line	1,694,284	-	-
68	MEP - GHIB - Distribution Upgrades	21,699,923	2,637,690	20,400,000
69	MEP - Vestas Safe Harbor Transaction	19,000,000	-	306,800,000
70	MEP C.C.G.T.Pwr.Plnt. - Material Services	5,117,208	-	37,373,925
71	MEP C.C.G.T.Pwr.Plnt. - Project Administration	118,898,602	-	760,600,000
72	MEP C.C.G.T.Pwr.Plnt. Engineering	1,073,240	-	3,000,000

Name of Respondent DTE Electric Company	This Report Is: (1) <input checked="" type="checkbox"/> An Original (2) <input type="checkbox"/> A Resubmission	Date of Report (Mo, Da, Yr)	Year of Report 2018/Q4
--	---	--------------------------------	---------------------------

**CONSTRUCTION WORK IN PROGRESS AND COMPLETED CONSTRUCTION
NOT CLASSIFIED - ELECTRIC (Accounts 107 and 106)**

1. Report below descriptions and balances at end of year of projects in process of construction and completed construction not classified for projects actually in service. For any substantial amounts of completed construction not classified for plant actually in service, explain the circumstances which have prevented final classification of such amounts to prescribed primary accounts for plant in service.

2. The information specified by this schedule for Account 106, Completed Construction

Not Classified-Electric, shall be furnished even though this account is included in the schedule, Electric Plant in Service, pages 204-211, according to a tentative classification by primary accounts.

3. Show items relating to "research and development" projects last under a caption Research and Development (See Account 107, Uniform System of Accounts).

4. Minor projects may be grouped.

Line No.	Description of Project (a)	Construction Work in Progress-Electric (Account 107) (b)	Completed Construction Not Classified-Electric (Account 106) (c)	Estimated Additional Cost of Project (d)
73	MEP EF2 Above Ground & Underground Safety Service Water	1,114,798	-	-
74	MEP EF2 Above Ground & Underground Safety Service Water Division 1	4,512,386	-	-
75	MEP Fermi 2 Intake Groin - Project Administration	1,496,947	-	314,757
76	MEP Fermi 2 IPCS Computer System Replace	19,366,886	-	15,561,508
77	MEP Fermi 2 Main Unit Generator-Engineer	31,680,472	-	78,578,813
78	MEP Fermi 2 Main Unit Generator-Project Admin	3,539,041	-	-
79	MEP Fermi 2 Rad Mon Gen Atomic Sorrentos	2,495,790	-	68,414
80	MEP Ludington Main Unit Transformer	7,288,745	-	6,060,000
81	MEP Ludington Overhaul Consumer Install	102,192,858	-	-
82	MEP Ludington Overhaul DECO Install	3,007,285	-	48,210,000
83	MEP MNPP Dry Ash Conversion-Install	1,182,327	-	-
84	MEP MPP Effluent Limitation Guidelines	4,017,054	-	1,200,000
85	MEP Zenon Substation	9,759,372	1,904,577	-
86	MEP-Fermi 2 Trav.In-Core Probe System Replacement	4,644,695	-	1,848,182
87	Meter Purchases and Inventory	3,871,346	-	-
88	Monroe Power Plan unit 3 SCR Catalyst Replacement	2,329,468	-	-
89	Monroe Power Plan unit 1 & Unit 2 DryFly Ash Facility	7,600,000	-	-
90	Monroe Power Plan Breaker Replacement	2,143,634	-	-
91	Monroe Power Plant CCR Impoundment Closure	2,763,221	-	61,700,000
92	Monroe Power Plant FS Control System Upgrade	13,277,564	-	-
93	Monroe Power Plant U3 Main Condenser Retube West	1,698,277	-	-
94	Monroe Simulator Upgrade	2,178,447	-	-
95	Motor Operated Valve Actuators Install	3,240,936	926,535	-
96	Network Model Network Management System	5,100,042	-	13,460,000
97	NEWB0043 Hood Substation Village at Bloomfield	4,675,491	51,133	-
98	NEWB0061 Fuyao New Class I	1,434,958	557,891	-
99	NEWB0068 Ford Wind Tunnel Class I	2,790,129	-	-
100	NEWB0072 Ford Flat Rock Class I	2,290,345	-	75,442
101	NEWB0074 WSU Data Center	1,258,252	134,182	-
102	NEWB0079 DTE Pathway for CEP	2,054,963	-	2,299,132
103	NOC WTI	2,101,436	-	-
104	Non Electrical	1,984,026	385,278	-

Name of Respondent DTE Electric Company	This Report Is: (1) <input checked="" type="checkbox"/> An Original (2) <input type="checkbox"/> A Resubmission	Date of Report (Mo, Da, Yr)	Year of Report 2018/Q4
--	---	--------------------------------	---------------------------

**CONSTRUCTION WORK IN PROGRESS AND COMPLETED CONSTRUCTION
NOT CLASSIFIED - ELECTRIC (Accounts 107 and 106)**

1. Report below descriptions and balances at end of year of projects in process of construction and completed construction not classified for projects actually in service. For any substantial amounts of completed construction not classified for plant actually in service, explain the circumstances which have prevented final classification of such amounts to prescribed primary accounts for plant in service.

2. The information specified by this schedule for Account 106, Completed Construction

Not Classified-Electric, shall be furnished even though this account is included in the schedule, Electric Plant in Service, pages 204-211, according to a tentative classification by primary accounts.

3. Show items relating to "research and development" projects last under a caption Research and Development (See Account 107, Uniform System of Accounts).

4. Minor projects may be grouped.

Line No.	Description of Project (a)	Construction Work in Progress-Electric (Account 107) (b)	Completed Construction Not Classified-Electric (Account 106) (c)	Estimated Additional Cost of Project (d)
105	OBA WTI	1,006,345	-	-
106	Oil Circuit Breaker Replacement	2,303,280	478,143	-
107	OSB WTI	2,691,584	3,479,461	-
108	Peakers North East Controls	3,583,979	-	-
109	Peakers Renaissance Unit 1 Compressor Overhaul	5,353,126	-	-
110	Peakers Renaissance Unit 4 Compressor Overhaul	1,672,888	-	-
111	PF 014 SCADA System Upgrade	1,064,107	-	-
112	PF 027 Maximo Sustainment	1,461,964	-	-
113	PF 032 DOIT Sustainment	1,515,090	-	-
114	PF 061 AMI MVRS Sustainment	1,893,857	-	-
115	Pine River Wind Park	240,338,459	-	20,920,000
116	Piping Replacements	1,901,835	-	-
117	Plant Lighting Replacements	3,106,076	-	-
118	PLD Distribution Systems	27,882,610	592,081	119,800,000
119	PMP 12575 NBFPT Blade Replacement	1,240,518	-	-
120	PMP 13739 BRPP Unit 1 Turbine Replacement	2,645,580	-	-
121	PMP 13790 Ford CHP ConGen Facility	33,788,827	-	25,260,952
122	PMP12506 WSC Machine Shop Equipment	1,551,815	-	-
123	Pole Top Maintenance - NE	1,965,527	2,942,730	-
124	Pole Top Maintenance - NW	1,974,429	2,813,080	-
125	Pole Top Maintenance - SW	2,987,028	1,346,099	-
126	Porcelain Cutout Replacement	1,571,594	-	-
127	Purchase Spare RFPT Rotor	3,190,623	-	-
128	RB5 Kelly Building Renovation	1,370,618	-	-
129	Refurbish Low Pressure Turbine	9,795,042	-	-
130	Regional Asset Health Improvement NW	1,664,730	796,132	1,341,215
131	Reliability 0104 MALTA Sub Switchgear	7,807,122	123,312	-
132	Reliable 00239 BALFR2162 4.8KV Hardng	1,007,389	-	-
133	Reliable 0116 NW ROCHR1838 Renewal	1,626,898	-	-
134	Reliable 0119 SW DUBLN8205 Renewal	1,214,708	-	-
135	Reliable 0129 SW GRILE Renewal	1,989,647	-	-
136	Reliable 0146 Warren Relay Replacement	3,855,650	-	-
137	Reliable 0151 SE BALFR2181 and 2182	2,394,435	1,282,201	-
138	Reliable 0153 Drexel Subst Rebuild	1,835,645	-	-
139	Reliable 0178 BALFR2039 Wire down	1,529,562	-	-
140	Reliable 0180 AMI Residential Meter Complete Upgrade	1,590,535	-	-
141	Reliable Charlotte Construction and Conversion	9,417,506	-	14,773,514
142	Reliable New Technology	1,162,644	-	-

Name of Respondent DTE Electric Company	This Report Is: (1) <input checked="" type="checkbox"/> An Original (2) <input type="checkbox"/> A Resubmission	Date of Report (Mo, Da, Yr)	Year of Report 2018/Q4
--	---	--------------------------------	---------------------------

**CONSTRUCTION WORK IN PROGRESS AND COMPLETED CONSTRUCTION
NOT CLASSIFIED - ELECTRIC (Accounts 107 and 106)**

1. Report below descriptions and balances at end of year of projects in process of construction and completed construction not classified for projects actually in service. For any substantial amounts of completed construction not classified for plant actually in service, explain the circumstances which have prevented final classification of such amounts to prescribed primary accounts for plant in service.

2. The information specified by this schedule for Account 106, Completed Construction

Not Classified-Electric, shall be furnished even though this account is included in the schedule, Electric Plant in Service, pages 204-211, according to a tentative classification by primary accounts.

3. Show items relating to "research and development" projects last under a caption Research and Development (See Account 107, Uniform System of Accounts).

4. Minor projects may be grouped.

Line No.	Description of Project (a)	Construction Work in Progress-Electric (Account 107) (b)	Completed Construction Not Classified-Electric (Account 106) (c)	Estimated Additional Cost of Project (d)
143	Reliable Pontiac Vault Water	1,347,956	-	-
144	Reliable SW Renewable	1,899,547	-	-
145	Repurpose Decon Room	1,581,261	-	-
146	River Rouge Turbine Valves	1,637,155	-	-
147	SAP Netweaver Upgrade	2,437,771	-	-
148	SI 005 Endpoint Energy Optimization Electric	5,284,039	-	-
149	SI 013 Network AMI Enhanced Support	2,383,953	-	-
150	SI 016 Network Hardening	1,065,172	-	-
151	SI 024 Network Energy Optimization Electric	1,663,048	-	-
152	SI 037 Energy Optimization Asset Replacements	1,422,946	-	-
153	SI 052 Security Infrastructure Growth	1,525,831	-	-
154	Sigel Turbine Wind	1,298,775	-	-
155	SIMULATOR COMPONENTS Install	1,498,977	-	-
156	Site Security Perimeter Fence	3,614,377	-	512,291
157	SOC Relocation Project	6,374,563	-	105,000,000
158	Spent Fuel Storage Casks	2,244,352	-	-
159	Streetlight Post Replacement	1,281,229	51,604	-
160	TCHPP General Plant	1,129,596	-	-
161	Tie 4104 Reconductoring	3,974,315	-	4,420,000
162	Tools and Equipment	1,963,618	3,606	-
163	Transformers Polemount, Padmount, Regulators	3,160,585	-	-
164	U3 SSH Inlet Pendants Replacement	1,553,215	-	-
165	Unit 4 Inlet Pendants Replacement	1,376,049	-	-
166	Unitization Assets	2,761,800	-	-
167	UPS A Replacements	2,330,632	-	-
168	WCB Hi & Low Rise Elevator Controllers	1,161,041	-	1,300,000
169	WSC Building Replacement Electrical Infrastructure	3,125,850	-	3,603,000
170	WSC Building Renovation & Relocation	4,180,458	-	8,000,000
171	XLPE Cable Replacement DC 8693 Install	4,140,503	3,133,653	-
172	Substation Equipment Improvement Costs	12,499,232	3,358,112	-
173	Major Substation Equipment Improvement Costs	8,914,855	3,878,893	-
174	Zero Degree Access Hole Cover	1,384,487	-	-
175	Automated Metering Infrastructure	-	2,162,716	-
176	Calla New Substation - Dexter Twp	149,376	4,096,011	987,675
177	Catastrophic Storm 15	(9,308)	2,582,354	-
178	CITOPS-Foundational Infrastructure	-	2,013,735	-
179	Connect Us Phase 2	-	1,244,930	-
180	Control Rod Drive Mechanisms Install	170,630	3,931,501	-
181	Crew Management	-	1,108,001	-

Name of Respondent DTE Electric Company	This Report Is: (1) <input checked="" type="checkbox"/> An Original (2) <input type="checkbox"/> A Resubmission	Date of Report (Mo, Da, Yr)	Year of Report 2018/Q4
--	---	--------------------------------	---------------------------

**CONSTRUCTION WORK IN PROGRESS AND COMPLETED CONSTRUCTION
NOT CLASSIFIED - ELECTRIC (Accounts 107 and 106)**

1. Report below descriptions and balances at end of year of projects in process of construction and completed construction not classified for projects actually in service. For any substantial amounts of completed construction not classified for plant actually in service, explain the circumstances which have prevented final classification of such amounts to prescribed primary accounts for plant in service.

2. The information specified by this schedule for Account 106, Completed Construction

Not Classified-Electric, shall be furnished even though this account is included in the schedule, Electric Plant in Service, pages 204-211, according to a tentative classification by primary accounts.

3. Show items relating to "research and development" projects last under a caption Research and Development (See Account 107, Uniform System of Accounts).

4. Minor projects may be grouped.

Line No.	Description of Project (a)	Construction Work in Progress-Electric (Account 107) (b)	Completed Construction Not Classified-Electric (Account 106) (c)	Estimated Additional Cost of Project (d)
182	Customer Service Contact Center Remediation	-	1,711,447	-
183	Customer Service IVR Replacement	-	9,992,933	-
184	CYBER SECURITY Module 2	-	1,433,917	-
185	Demand Response Distributed Customer Gen	232,329	8,081,668	-
186	Distribution Operations Sustainment	(63)	1,746,970	-
187	Distribution Transformers & Regulators	-	1,690,715	-
188	Delray Hot Gas Path Overhaul	-	5,116,871	-
189	Energy Optimization C&I Non Prescriptive Imp	-	2,523,705	-
190	Delray Hot Gas Path Overhaul	-	1,901,322	-
191	Energy Optimization C&I Non Prescriptive Inc	-	6,742,226	-
192	Energy Optimization C&I Prescriptive Imp	-	1,708,642	-
193	Energy Optimization C&I Prescriptive Inc	-	3,841,427	-
194	Fermi 1 Office Renovation	176,039	2,523,457	-
195	Fermi 2 - Offsite Power Source	-	2,634,305	17,198
196	Fermi Electronic Safety-eTAG	-	2,139,041	-
197	Gas Conflation Software - GRMI	-	1,146,415	-
198	General Brooklyn Property	-	1,575,840	-
199	General Plant	-	1,757,170	-
200	Monroe Generic Pumps	-	1,071,324	-
201	GO & WSC Roof Staircase	-	1,122,245	-
202	GO 1 South Workplace Renovation Initiative	-	1,826,144	2,017,000
203	GO 5 Workplace Renovation Initiative	-	3,367,220	690,780
204	Greenwood Control System Upgrade	-	1,247,751	-
205	ST. Clair Replacement Unit 6 Turbine	7,759	5,838,575	-
206	Greenwood PPA DCS Computer Upgrade	-	1,096,877	-
207	High Pressure Turbine Stop & Intercept Valves-I	90,277	2,049,656	-
208	MONPP U1 WATERWALL REPLACEMENT	-	3,573,656	-
209	Identity Access Management Replacement	-	2,219,549	-
210	IDS Equipment - Network Level 3	-	5,007,112	-
211	Isophase Bus Duct Single Point	-	3,611,814	21,208
212	Line Exention-UG-Howell SC	-	2,289,934	-
213	Line Exention-OH-Lapeer SC	-	1,081,092	-
214	Line Exention-OH-MtClem SC	-	1,885,098	-
215	Line Exention-OH-NAEC SC	-	1,283,995	-
216	Line Exention-OH-NAEC SC	-	1,259,208	-

Name of Respondent DTE Electric Company	This Report Is: (1) <input checked="" type="checkbox"/> An Original (2) <input type="checkbox"/> A Resubmission	Date of Report (Mo, Da, Yr)	Year of Report 2018/Q4
--	---	--------------------------------	---------------------------

**CONSTRUCTION WORK IN PROGRESS AND COMPLETED CONSTRUCTION
NOT CLASSIFIED - ELECTRIC (Accounts 107 and 106)**

1. Report below descriptions and balances at end of year of projects in process of construction and completed construction not classified for projects actually in service. For any substantial amounts of completed construction not classified for plant actually in service, explain the circumstances which have prevented final classification of such amounts to prescribed primary accounts for plant in service.

2. The information specified by this schedule for Account 106, Completed Construction

Not Classified-Electric, shall be furnished even though this account is included in the schedule, Electric Plant in Service, pages 204-211, according to a tentative classification by primary accounts.

3. Show items relating to "research and development" projects last under a caption Research and Development (See Account 107, Uniform System of Accounts).

4. Minor projects may be grouped.

Line No.	Description of Project (a)	Construction Work in Progress-Electric (Account 107) (b)	Completed Construction Not Classified-Electric (Account 106) (c)	Estimated Additional Cost of Project (d)
217	Line Extention-OH-Pontiac SC	-	3,340,763	-
218	Line Extention-OH-Redford SC	-	1,938,013	-
219	Line Extention-OH-WWSC	-	2,663,089	-
220	Line Extention-UG-Ann ArborSC	-	2,446,570	-
221	Line Extention-UG-MtClemSC	(28,595)	2,532,066	-
222	Line Extention-UG-Pontiac SC	(35)	3,165,595	-
223	Line Extention-UG-Redford SC	3,983	1,098,806	-
224	Line Extention-UG-Shelby SC	(1,591)	2,522,406	-
225	Line Extention-UG-WWSC	-	3,650,002	-
226	Line Renewables	-	1,456,960	-
227	Lotus Notes Replacement	-	1,120,174	-
228	Ludington Major Overhauls - Unit 6	-	61,610,501	-
229	Ludington New Reservoir Access Ramp	-	1,694,271	-
230	Ludington Units 1 & 2 Switchgear	-	1,337,440	-
231	Ludington Units 3 & 4 Switchgear	-	1,247,834	-
232	Ludington Main Transformer Bank	-	6,539,770	-
233	MEP EF2 - Storage Tank Install	-	1,724,147	-
234	MEP Fermi 2 Drywell Cooler 7 & 9	-	4,747,694	165,115
235	MEP Fermi 2 EDG Service Water Piping	-	3,220,454	2,864,677
236	MEP Fermi 2 H.S.Circuit Switch - Install	-	8,321,198	-
237	MEP Fermi 2 H.S.Circuit Switch-Engineer	-	1,547,892	-
238	MEP Fermi 2 H.S.Circuit Switch-Project Administration	-	6,754,511	836,658
239	Mercury Vapor Streetlight Conversion	922,522	2,919,485	-
240	Meters	-	7,163,865	-
241	Modify RX Building 5th Floor Overhead Crane	-	7,276,080	(267)
242	Monroe Power Plant Unit 2 S. Heat Inlet Pendent Replacement	(599,165)	10,170,316	-
243	Monroe Power Plant DC6 Dust Collection System	-	2,744,410	-
244	Monroe Power Plant Generic Pumps	-	1,023,121	-
245	Monroe Power Plant Generic Valves	-	1,089,476	-
246	Monroe Power Plant NEW STAT AIR COMPRESSORS	-	2,423,178	-
247	Monroe Power Plant Rebuild 4-5 Coal Mill	-	1,087,083	-
248	Monroe Power Plant U1 Duct Expansion Joint Replacement	-	1,635,940	-
249	Monroe Power Plant U1 Economizer Tube Replacement	-	2,022,602	-
250	Monroe Power Plant U1 Horizontal Reheater Tube	-	1,628,745	-
251	Monroe Power Plant U2 SCR Add Layer 2 & Replacement layer 4	-	3,763,623	-

Name of Respondent DTE Electric Company	This Report Is: (1) <input checked="" type="checkbox"/> An Original (2) <input type="checkbox"/> A Resubmission	Date of Report (Mo, Da, Yr)	Year of Report 2018/Q4
--	---	--------------------------------	---------------------------

**CONSTRUCTION WORK IN PROGRESS AND COMPLETED CONSTRUCTION
NOT CLASSIFIED - ELECTRIC (Accounts 107 and 106)**

1. Report below descriptions and balances at end of year of projects in process of construction and completed construction not classified for projects actually in service. For any substantial amounts of completed construction not classified for plant actually in service, explain the circumstances which have prevented final classification of such amounts to prescribed primary accounts for plant in service.

2. The information specified by this schedule for Account 106, Completed Construction

Not Classified-Electric, shall be furnished even though this account is included in the schedule, Electric Plant in Service, pages 204-211, according to a tentative classification by primary accounts.

3. Show items relating to "research and development" projects last under a caption Research and Development (See Account 107, Uniform System of Accounts).

4. Minor projects may be grouped.

Line No.	Description of Project (a)	Construction Work in Progress-Electric (Account 107) (b)	Completed Construction Not Classified-Electric (Account 106) (c)	Estimated Additional Cost of Project (d)
252	Monroe Power Plant U2 Waterwall Replacement	(696,716)	14,124,480	-
253	Monroe Power Plant Unit 1 Disposable Dampers Removal	-	1,415,453	-
254	N.E.R.C. Upgrade Downtown	-	1,447,798	-
255	NE ERUC-LAP-Pole	(6,124)	1,551,591	-
256	NE ERUC-MAR-Pole	-	3,319,272	-
257	NE ERUC-MTC-Followup URD	-	1,515,196	-
258	NE ERUC-MTC-Pole	(1,266)	5,354,180	-
259	NE ERUC-MTC-URD	(6,548)	1,689,870	-
260	NE ERUC-NAE-Pole	-	1,742,203	-
261	NEDP - URD Repl Program	40,759	1,084,126	-
262	NERC CIP Power Plant Unitization	-	5,817,169	-
263	NEW B0046 Collection Cuts Restores	-	5,716,848	-
264	NEW B0057 Explorer Upgrade & Ford Engine Decommission	-	3,539,714	-
265	NEW B0062 Grupo Antolin-New Substation	832	1,355,667	-
266	NEWB0069 Fleming Transfer 3 & 4 Replacement	(50,547)	2,185,909	-
267	Process Computer Upgrades	-	1,013,708	-
268	Newport SC Workplace Renovation Initiative	-	2,535,125	188,875
269	NW ERUC-HOW-Pole	(3)	1,760,293	-
270	NW ERUC-HOW-URD	149	1,138,404	-
271	NW ERUC-PON-Cable	-	9,147,717	-
272	NW ERUC-PON-Followup URD	-	2,561,982	-
273	NW ERUC-PON-Pole	(50,291)	5,736,643	-
274	NW ERUC-PON-URD	-	1,668,355	-
275	NW ERUC-SBY-Pole	(18,287)	3,256,899	-
276	NW ERUC-SBY-URD	-	2,884,216	-
277	NWDP - URD Replacement Program	252,121	2,221,215	-
278	OCA CDA Physical Access System	-	5,069,842	4,529
279	Open Phase Protection at Transformer 1	(175)	3,155,580	131,232
280	Peakers Combustion Overhaul	-	1,101,059	-
281	Peakers Hancock Controls	-	1,988,388	-
282	Peakers Renaissance Unit1 4 Insulator Replacement	-	2,371,460	-
283	Peakers Dean Control System Upgrade	-	1,900,366	-

Name of Respondent DTE Electric Company	This Report Is: (1) <input checked="" type="checkbox"/> An Original (2) <input type="checkbox"/> A Resubmission	Date of Report (Mo, Da, Yr)	Year of Report 2018/Q4
--	---	--------------------------------	---------------------------

**CONSTRUCTION WORK IN PROGRESS AND COMPLETED CONSTRUCTION
NOT CLASSIFIED - ELECTRIC (Accounts 107 and 106)**

1. Report below descriptions and balances at end of year of projects in process of construction and completed construction not classified for projects actually in service. For any substantial amounts of completed construction not classified for plant actually in service, explain the circumstances which have prevented final classification of such amounts to prescribed primary accounts for plant in service.

2. The information specified by this schedule for Account 106, Completed Construction

Not Classified-Electric, shall be furnished even though this account is included in the schedule, Electric Plant in Service, pages 204-211, according to a tentative classification by primary accounts.

3. Show items relating to "research and development" projects last under a caption Research and Development (See Account 107, Uniform System of Accounts).

4. Minor projects may be grouped.

Line No.	Description of Project (a)	Construction Work in Progress-Electric (Account 107) (b)	Completed Construction Not Classified-Electric (Account 106) (c)	Estimated Additional Cost of Project (d)
287	PF 041-Data Analytics WH CFS,FosGen	-	1,116,462	-
288	Plant Radio Replacement	-	5,738,990	-
289	Replacement of Dust Collector	-	2,804,975	-
290	Pole Top Maintenance - SE	900,815	2,065,022	-
291	Make-Up Water System Upgrade	-	4,897,167	-
292	Pre-Outage Capital Spend - Install Only	-	1,425,730	-
293	Reactor Feed Pump Turbines - Install	176,294	1,517,810	-
294	Reactor Vessel Head Carousel	-	8,097,659	-
295	Recorders Install	-	1,158,891	-
296	Reliability 00225 PURTN1307 Hardening	-	2,404,318	-
297	Reliability 00226 PURTN2110 Hardening	-	1,646,650	-
298	Reliability 00227 PURTN1044 Hardening	-	1,848,677	-
299	Reliability 00229 PURTN1232 Hardening	-	1,175,992	-
300	Reliability 00237 BALFR1210 4.8KV Hardening	483,540	1,442,521	-
301	Reliability 00242 BALFR1203 4.8KV Hardening	-	1,791,466	-
302	Reliability 00243 BALFR1212 4.8KV Hardening	778	1,034,600	-
303	Reliability 0177 BALFR2097 Wire down	670,318	5,411,944	-
304	Reliability 0206 SW RGENT0357 Cct Renewal	235,632	1,765,148	-
305	Replace Main Steam Bypass Valves - Install	9,105	1,137,288	-
306	RHR Lighting	-	1,528,663	-
307	Rivergate URD	15,552	1,214,073	-
308	Safety Relief Valves Install	766,183	1,609,779	-
309	Monroe Soothblower Air Compressor	-	4,475,593	-
310	SAP Upgrade for KCS and CSB	-	3,261,676	-
311	SCADA SAN Replacement	-	1,038,136	-
312	SE ERUC CAN Pole	-	2,326,040	-
313	SE ERUC RED Pole	-	4,578,168	-
314	SE ERUC-CAN-Pole	-	4,401,053	-
315	SE ERUC-RED-Pole	-	7,622,950	-
316	SE ERUC-TBY-Cable	(21,262)	15,719,393	-
317	SE ERUC-TBY-URD	-	1,459,480	-
318	Services-UG-Howell SC	42,330	1,207,275	-
319	Services-UG-Pontiac SC	(71,874)	1,913,702	-
320	Services-UG-Redford SC	603	1,260,045	-
321	Services-UG-WWSC	189,921	1,338,571	-

Name of Respondent DTE Electric Company	This Report Is: (1) <input checked="" type="checkbox"/> An Original (2) <input type="checkbox"/> A Resubmission	Date of Report (Mo, Da, Yr)	Year of Report 2018/Q4
--	---	--------------------------------	---------------------------

**CONSTRUCTION WORK IN PROGRESS AND COMPLETED CONSTRUCTION
NOT CLASSIFIED - ELECTRIC (Accounts 107 and 106)**

1. Report below descriptions and balances at end of year of projects in process of construction and completed construction not classified for projects actually in service. For any substantial amounts of completed construction not classified for plant actually in service, explain the circumstances which have prevented final classification of such amounts to prescribed primary accounts for plant in service.

2. The information specified by this schedule for Account 106, Completed Construction

Not Classified-Electric, shall be furnished even though this account is included in the schedule, Electric Plant in Service, pages 204-211, according to a tentative classification by primary accounts.

3. Show items relating to "research and development" projects last under a caption Research and Development (See Account 107, Uniform System of Accounts).

4. Minor projects may be grouped.

Line No.	Description of Project (a)	Construction Work in Progress-Electric (Account 107) (b)	Completed Construction Not Classified-Electric (Account 106) (c)	Estimated Additional Cost of Project (d)
322	SL - SW Region - Projects Under 10K	875,158	1,048,837	-
323	Unit 1 Coal Silos	(5,100)	3,759,879	-
324	Snubbers Install	230,667	1,873,548	-
325	Monroe Unit 1 Replacement	-	10,247,552	-
326	St Clair Power Plant 12315 8/11/16 fire replc equip/bldg	-	10,878,210	-
327	St Clair Power Plant 12602 U7 Fire Controls & Mont Equip	-	5,008,850	-
328	St Clair Power Plant 12635 U7 MTG LP1 Turbine Restoratn	-	9,786,149	-
329	Success Factors	-	1,893,149	-
330	SW ERUC-AAS-Pole	-	3,473,149	-
331	SW ERUC-AAS-URD	-	1,735,918	-
332	SW ERUC-NPT-Pole	(70)	2,068,949	-
333	SW ERUC-NPT-URD	-	1,102,548	-
334	SW ERUC-WWS-Pole	(8,865)	6,567,742	-
335	SW ERUC-WWS-URD	(2,735)	3,242,038	-
336	Transformer relay replace RF18	-	1,765,293	-
337	Undervessel Replacements Install	-	3,951,132	-
338	Unit 1 FWH #3 Replacement	-	1,416,898	-
339	Unit 3 Coal Silos 3-3 and 3-4 Restor	-	2,131,558	-
340	Unitized Actuators Install	262,418	1,831,435	-
341	Valve Replacements	610,185	1,026,567	-
342	Monroe Coal Crusher	-	1,902,416	-
343	Monroe Generic valve	-	1,526,054	-
344	Warren Service Center - Labs	-	16,358,098	200,000
345	WCB 10 Workplace Renovation Initiative	-	4,405,565	-
346	WCB 16 Workplace Renovation Initiative	-	3,881,188	-
347	WCB 6 Workplace Renovation Initiative	-	2,518,626	2,125,374
348	Minor Projects	198,448,106	162,540,892	631,581,667
349				
350				
351				
352	Projects with blank future spend are routine capital projects. Projects included in Completed Construction Not Classified-Electric (Account 106) have not been classified as plant in service due to pending final review of charges and accounts.			
353				
354	TOTAL	1,393,970,434	816,954,678	2,644,953,881

Name of Respondent DTE Electric Company	This Report Is: (1) <input checked="" type="checkbox"/> An Original (2) <input type="checkbox"/> A Resubmission	Date of Report (Mo, Da, Yr)	Year of Report 2018/Q4
--	---	--------------------------------	---------------------------

CONSTRUCTION OVERHEADS - ELECTRIC

- | | |
|---|--|
| <p>1. List in column (a) the kinds of overheads according to the titles used by the respondent. Charges for outside professional services for engineering fees and management or supervision fees capitalized should be shown as separate items.</p> <p>2. On page 218 furnish information concerning construction overheads.</p> <p>3. A respondent should not report "none" to this page if no overhead apportionments are made, but rather</p> | <p>should explain on page 218 the accounting procedures employed and the amounts of engineering, supervision and administrative costs, etc., which are directly charged to construction.</p> <p>4. Enter on this page engineering, supervision, administrative, and allowance for funds used during construction, etc., which are first assigned to a blanket work order and then prorated to construction jobs.</p> |
|---|--|

Line No.	Description of Overhead (a)	Total Amount Charged for the Year (b)
1	General Administration Capitalized	\$ 48,529,250
2	Allowance for Funds Used During Construction	28,233,275
3	Employee Life and Medical Insurance, Pensions, and Savings Plan Expense	72,255,805
4	Engineering, Drafting, and Design	75,392,973
5	Payroll, Property, and Use Taxes	18,856,226
6	Tools and Other Construction	33,802,008
7	Supervision	38,919,490
8		
9		
10		
11		
12		
13		
14		
15		
16		
17		
18		
19		
20		
21		
22		
23		
24		
25		
26		
27		
28		
29		
30		
31		
32		
33		
34		
35		
36		
37		
38		
39	TOTAL	\$ 315,989,027

Name of Respondent DTE Electric Company	This Report Is: (1) <input checked="" type="checkbox"/> An Original (2) <input type="checkbox"/> A Resubmission	Date of Report (Mo, Da, Yr)	Year of Report 2018/Q4
--	---	--------------------------------	---------------------------

GENERAL DESCRIPTION OF CONSTRUCTION OVERHEAD PROCEDURE

1. For each construction overhead explain: (a) the nature and extent of work, etc., the overhead charges are intended to cover, (b) the general procedure for determining the amount capitalized, (c) the method of distribution to construction jobs, (d) whether different rates are applied to different types of construction, (e) basis of differentiation in rates for different types of construction, and (f) whether the overhead is directly or indirectly assigned.
2. Show below the computation of allowance for funds used during construction rates, if those differ from the overall rate of return authorized by the Michigan Public Service Commission.

General Administration Capitalized

Costs of certain administrative departments (i.e. Legal, Corporate Resources, Corporate Planning) are capitalized monthly based on annual estimates of how much work is applicable to construction work in progress. Amounts capitalized are initially debited to a blanket work order (Account 107). These charges are then transferred to construction work orders based on the current month's charges to these construction work orders.

Supervision

Includes time and expenses of Company employees devoted to the design, planning and supervision of construction jobs.

Allowance for Funds Used During Construction (A.F.U.D.C.)

An allowance for funds used during construction is computed monthly by applying the A.F.U.D.C. rate to accumulated expenditures for specific major projects of all classes of property. The A.F.U.D.C. rate is equivalent to the most recently authorized overall rate of return as approved by the Michigan Public Service Commission. The composite A.F.U.D.C. rate in effect from Jan 01- April 30 2018 was 5.55% (U-18014 Authorized) and from May 01 - Dec. 31 2018 was 5.34% (U-18255 Authorized).

Employee Life and Medical Insurance, Pensions, and Savings Plan Expense

Pensions, employee savings plans, payroll taxes, insurance, incentives and accrued vacations are capitalized and charged with labor as a direct.

Engineering, Drafting, and Design

Engineering, drafting and design, tools and other construction costs are charged to an overhead account and allocated over the assets constructed upon completion.

Payroll, Property, and Use Taxes

Capitalization of property taxes: the appropriate property tax is applied to the previous year and construction work in progress property tax base to develop an annual estimate for property taxes to be capitalized; and appropriate amount is journalized each month.

Tools and Other Construction

Other is any other miscellaneous overhead costs.

Note: See Page 217 for amounts capitalized.

Name of Respondent DTE Electric Company	This Report Is: (1) <input checked="" type="checkbox"/> An Original (2) <input type="checkbox"/> A Resubmission	Date of Report (Mo, Da, Yr) / /	Year/Period of Report End of 2018/Q4
--	---	---------------------------------------	---

ACCUMULATED PROVISION FOR DEPRECIATION OF ELECTRIC UTILITY PLANT (Account 108)

1. Explain in a footnote any important adjustments during year.
2. Explain in a footnote any difference between the amount for book cost of plant retired, Line 11, column (c), and that reported for electric plant in service, pages 204-207, column 9d), excluding retirements of non-depreciable property.
3. The provisions of Account 108 in the Uniform System of accounts require that retirements of depreciable plant be recorded when such plant is removed from service. If the respondent has a significant amount of plant retired at year end which has not been recorded and/or classified to the various reserve functional classifications, make preliminary closing entries to tentatively functionalize the book cost of the plant retired. In addition, include all costs included in retirement work in progress at year end in the appropriate functional classifications.
4. Show separately interest credits under a sinking fund or similar method of depreciation accounting.

Section A. Balances and Changes During Year

Line No.	Item (a)	Total (c+d+e) (b)	Electric Plant in Service (c)	Electric Plant Held for Future Use (d)	Electric Plant Leased to Others (e)
1	Balance Beginning of Year	7,435,654,746	7,435,654,746		
2	Depreciation Provisions for Year, Charged to				
3	(403) Depreciation Expense	663,461,203	663,461,203		
4	(403.1) Depreciation Expense for Asset Retirement Costs	10,545,773	10,545,773		
5	(413) Exp. of Elec. Plt. Leas. to Others				
6	Transportation Expenses-Clearing				
7	Other Clearing Accounts				
8	Other Accounts (Specify, details in footnote):				
9		100,788,978	100,788,978		
10	TOTAL Deprec. Prov for Year (Enter Total of lines 3 thru 9)	774,795,954	774,795,954		
11	Net Charges for Plant Retired:				
12	Book Cost of Plant Retired	337,195,545	337,195,545		
13	Cost of Removal	240,358,273	240,358,273		
14	Salvage (Credit)	4,150,890	4,150,890		
15	TOTAL Net Chrgs. for Plant Ret. (Enter Total of lines 12 thru 14)	573,402,928	573,402,928		
16	Other Debit or Cr. Items (Describe, details in footnote):	1,632,032	1,632,032		
17					
18	Book Cost or Asset Retirement Costs Retired				
19	Balance End of Year (Enter Totals of lines 1, 10, 15, 16, and 18)	7,638,679,804	7,638,679,804		

Section B. Balances at End of Year According to Functional Classification

20	Steam Production	2,915,617,455	2,915,617,455		
21	Nuclear Production	258,678,584	258,678,584		
22	Hydraulic Production-Conventional				
23	Hydraulic Production-Pumped Storage	182,049,113	182,049,113		
24	Other Production	492,157,757	492,157,757		
25	Transmission	12,369,610	12,369,610		
26	Distribution	3,140,687,193	3,140,687,193		
27	Regional Transmission and Market Operation				
28	General	637,120,092	637,120,092		
29	TOTAL (Enter Total of lines 20 thru 28)	7,638,679,804	7,638,679,804		

Name of Respondent DTE Electric Company	This Report is: (1) <input checked="" type="checkbox"/> An Original (2) <input type="checkbox"/> A Resubmission	Date of Report (Mo, Da, Yr) / /	Year/Period of Report 2018/Q4
FOOTNOTE DATA			

Schedule Page: 219 Line No.: 29 Column: c

Notes:

Prov for Depr & Amort Nuclear Decommission	(6,615,277)	Portion of FERC account 403 not in reserve
ARO Adjustments	8,247,307	
Other	<u>1</u>	
Line 16, Column c - Total	1,632,032	

Name of Respondent DTE Electric Company	This Report Is: (1) <input checked="" type="checkbox"/> An Original (2) <input type="checkbox"/> A Resubmission	Date of Report (Mo, Da, Yr) 2018/Q4	Year of Report 2018/Q4
--	---	---	---------------------------

NONUTILITY PROPERTY (Account 121)

- | | |
|---|---|
| <p>1. Give a brief description and state the location of nonutility property included in Account 121.</p> <p>2. Designate with a double asterisk any property which is leased to another company. State name of lessee and whether lessee is an associated company.</p> <p>3. Furnish particulars (details) concerning sales, purchases, or transfers of Nonutility Property during the year.</p> | <p>4. List separately all property previously devoted to public service and give date of transfer to Account 121, Nonutility Property.</p> <p>5. Minor items (5% of the Balance at the End of the Year for Account 121 or \$100,000, whichever is less) may be grouped by (1) previously devoted to public service, or (2) other nonutility property.</p> |
|---|---|

Line No.	Description and Location (a)	Balance at Beginning of Year (b)	Purchases, Sales Transfers, etc. (c)	Balance at End of Year (d)
1 2 3 4	Taylor property, land located in the City of Taylor, transferred from Account 350 F in 1975 (22.816 acres).	211,709		211,709
5 6 7 8	Taylor Station and Substation Site, land in the City of Taylor, transferred from Account 350 F in 1980 (25 acres).	210,323		210,323
9 10 11 12	Fayette Station Site, land located in the City of Detroit, transferred from Account 350 F in 1991 (5.681 acres).	157,955		157,955
13 14 15 16	Malta Substation Site, land located in the City of Sterling Heights, transferred from Account 360 A in 1987 (10.0 acres).	343,500		343,500
17 18 19 20 21 22 23	Delray Power Plant Site, land located in the City of Detroit, transferred from Account 310 A in 1987 (32.475 acres). Fence cost transferred from Account 311 A in 1988. Sold 17.3 acres in 1998. Sold 0.143 acres in 2003.	327,548		327,548
24 25 26 27	Trenton Channel Power Plant Site, land in the City of Trenton, transferred from Account 310 F in 1988 (28 acres).	126,811		126,811
28 29 30 31 32 33 34 35	Yukon Station Site, land located in Armada Township, transferred from Account 350 F in 1989 (103.869 acres). Adjustment made in 1994 to reflect actual cost transferred from Account 350 F for land reclassified in 1990.	249,911		249,911

Name of Respondent DTE Electric Company	This Report Is: (1) <input checked="" type="checkbox"/> An Original (2) <input type="checkbox"/> A Resubmission	Date of Report (Mo, Da, Yr)	Year of Report 2018/Q4
--	---	--------------------------------	---------------------------

NONUTILITY PROPERTY (Account 121) continued

- | | |
|---|---|
| <p>1. Give a brief description and state the location of nonutility property included in Account 121.</p> <p>2. Designate with a double asterisk any property which is leased to another company. State name of lessee and whether lessee is an associated company.</p> <p>3. Furnish particulars (details) concerning sales, purchases, or transfers of Nonutility Property during the year.</p> | <p>4. List separately all property previously devoted to public service and give date of transfer to Account 121, Nonutility Property.</p> <p>5. Minor items (5% of the Balance at the End of the Year for Account 121 or \$100,000, whichever is less) may be grouped by (1) previously devoted to public service, or (2) other nonutility property.</p> |
|---|---|

Line No.	Description and Location (a)	Balance at Beginning of Year (b)	Purchases, Sales Transfers, etc. (c)	Balance at End of Year (d)
36	Conners Creek Power Plant, land			
37	located in the City of Detroit, transferred			
38	from Account 310 A in 2011 (68.826 acres).	795,999		795,999
39				
40	Northfield Service Center Site, land located			
41	in Northfield Township, transferred from			
42	Account 389 F in 2011 (26 acres).	322,499		322,499
43				
44	Belle River Fly Ash Site, land located			
45	in China Township, transferred from			
46	Account 310 F in 2011.	1,223,102		1,223,102
47				
48	Greenwood Site, land located in the			
49	Greenwood Township, transferred from			
50	Account 310 F in 2011.	888,449		888,449
51				
52	Ventura Station Site, land located in the			
53	Village of Milford, transferred from			
54	Account 360 F in 2011.	103,764		103,764
55				
56	Sylvan Station Site, land located in the			
57	City of Orchard Lake, transferred from			
58	Account 360 F in 2011.	124,562		124,562
59				
60	Harbor Beach Power Plant, land			
61	located in Harbor Beach, transferred from			
62	Account 310 A in 2014.	149,191		149,191
63				
64	Minor Item-Previously Devoted to Public Service	367,105		367,105
65	Minor Items-Other Nonutility Property	321,236		321,236
66				
67				
68				
69				
70				
71				
72				
73				
74				
75				
76				
77				
78				
79				
80	TOTAL	5,923,664		5,923,664

Name of Respondent DTE Electric Company	This Report Is: (1) <input checked="" type="checkbox"/> An Original (2) <input type="checkbox"/> A Resubmission	Date of Report (Mo, Da, Yr)	Year of Report 2018/Q4
--	---	--------------------------------	---------------------------

**ACCUMULATED PROVISION FOR DEPRECIATION AND AMORTIZATION OF
NONUTILITY PROPERTY (Account 122)**

Report below the information called for concerning depreciation and amortization of nonutility property.

Line No.	Item (a)	Amount (b)
1	Balance, Beginning of Year	0
2	Accruals for Year, Charged to	
3	(417) Income from Nonutility Operations	
4	(418) Nonoperating Rental Income	
5	Other Accounts (Specify):	
6		
7	TOTAL Accruals for Year (Enter Total of lines 3 thru 6)	0
8	Net Charges for Plant Retired:	
9	Book Cost of Plant Retired	
10	Cost of Removal	0
11	Salvage (Credit)	
12	TOTAL Net Charges (Enter Total of lines 9 thru 11)	0
13	Other Debit or Credit Items (Describe):	
14		
15	Balance, End of Year (Enter Total of lines 1, 7, 12, and 14)	0

BLANK PAGE

Name of Respondent DTE Electric Company	This Report Is: (1) <input checked="" type="checkbox"/> An Original (2) <input type="checkbox"/> A Resubmission	Date of Report (Mo, Da, Yr)	Year of Report 2018/Q4
--	---	--------------------------------	---------------------------

INVESTMENTS (Accounts 123, 124, 136)

1. Report below the investments in Accounts 123, *Investments in Associated Companies*, 124, *Other Investment*, and 136, *Temporary Cash Investments*.
 2. Provide a subheading for each account and list thereunder the information called for:
 (a) Investment in securities - List and describe each security owned, giving name of user, date acquired and date of maturity. For bonds, also give principal amount, date of issue, maturity, and interest rate. For capital stock (including capital stock of respondent reacquired under a definite plan for resale pursuant to authorization by the Board of Directors, and included in Account 124, *Other Investments*), state number of shares, class, and series of stock. Minor investments may be grouped by classes. Investments included in Account 136, *Temporary Cash Investments*, also may be grouped by classes.
 (b) Investment Advances-Report separately for each person or company the amounts of loans or investment advances which are properly includable in Account 123. Advances subject to current repayment should be included in Accounts 145 and 146. With respect to each advance, show whether the advance is a note or an open account. Each note should be

Line No.	Description of Investment (a)	Book Cost at Beginning of Year <i>(If book cost is different from cost to respondent, give cost to respondent in a footnote and explain difference)</i> (b)		Purchases or Additions During Year (c)
		Original Cost	Book Value	
1	<u>Account 123</u>			
2	Investments in Associated Companies	-	-	-
3				
4	<u>Account 124</u>			
5	Energy Insurance LTD.	-	28,908,834	1,964,208
6	Mutual Business Program No.5			
7	Advance made in May 1993			
8				
9	Detroit Investment Fund	-	3,520,877	101,394
10	Contribution made in May 1995			
11				
12	Total Account 124	-	32,429,711	2,065,602
13				
14	<u>Account 136</u>			
15	Temporary Cash Investments	-	-	-
16				
17				
18				
19				
20				
21				
22				
23				
24				
25				
26				
27				
28				
29				
30				

Name of Respondent DTE Electric Company	This Report Is: (1) <input checked="" type="checkbox"/> An Original (2) <input type="checkbox"/> A Resubmission	Date of Report (Mo, Da, Yr)	Year of Report 2018/Q4
--	---	--------------------------------	---------------------------

INVESTMENTS (Accounts 123, 124, 136) (Cont'd)

listed giving date of issuance, maturity date, and specifying whether note is a renewal. Designate any advances due from officers, directors, stockholders, or employees. Exclude amounts reported on page 229.

3. For any securities, notes or accounts that were pledged, designate with an asterisk such securities, notes, or accounts and in a footnote state the name of pledgee and purpose of the pledge.

4. If Commission approval was required for any advance made or security acquired, designate such fact in a footnote and give name of Commission, date of authorization, and case or docket number.

5. Report in column (g) interest and dividend revenues from investments including such revenues from securities disposed of during the year.

6. In column (h) report for each investment disposed of during the year the gain or loss represented by the difference between cost of the investment (or the other amount at which carried in the books of account if different from cost) and the selling price thereof, not including any dividend or interest adjustment includible in column (g).

Sales or Other Dispositions During Year (d)	Principal Amount or No. of Shares at End of Year (e)	Book Cost at End of Year (If book cost is different from cost to respondent, give cost to respondent in a footnote and explain difference) (f)		Revenues for Year (g)	Gain on Loss from Investment Disposed of (h)	Line No.
		Original Cost	Book Value			
-	-	-	-	-	-	1
3,500,000	27,373,042	-	27,373,042	-	-	2
-	3,622,271	-	3,622,271	-	-	3
3,500,000	30,995,313	-	30,995,313	-	-	4
-	-	-	-	-	-	5
-	-	-	-	-	-	6
-	-	-	-	-	-	7
-	-	-	-	-	-	8
-	-	-	-	-	-	9
-	-	-	-	-	-	10
-	-	-	-	-	-	11
-	-	-	-	-	-	12
-	-	-	-	-	-	13
-	-	-	-	-	-	14
-	-	-	-	-	-	15
-	-	-	-	-	-	16
-	-	-	-	-	-	17
-	-	-	-	-	-	18
-	-	-	-	-	-	19
-	-	-	-	-	-	20
-	-	-	-	-	-	21
-	-	-	-	-	-	22
-	-	-	-	-	-	23
-	-	-	-	-	-	24
-	-	-	-	-	-	25
-	-	-	-	-	-	26
-	-	-	-	-	-	27
-	-	-	-	-	-	28
-	-	-	-	-	-	29
-	-	-	-	-	-	30

Name of Respondent DTE Electric Company	This Report Is: (1) <input checked="" type="checkbox"/> An Original (2) <input type="checkbox"/> A Resubmission	Date of Report (Mo, Da, Yr) / /	Year/Period of Report End of 2018/Q4
--	---	---------------------------------------	---

INVESTMENTS IN SUBSIDIARY COMPANIES (Account 123.1)

1. Report below investments in Accounts 123.1, investments in Subsidiary Companies.
2. Provide a subheading for each company and List there under the information called for below. Sub - TOTAL by company and give a TOTAL in columns (e),(f),(g) and (h)
 - (a) Investment in Securities - List and describe each security owned. For bonds give also principal amount, date of issue, maturity and interest rate.
 - (b) Investment Advances - Report separately the amounts of loans or investment advances which are subject to repayment, but which are not subject to current settlement. With respect to each advance show whether the advance is a note or open account. List each note giving date of issuance, maturity date, and specifying whether note is a renewal.
3. Report separately the equity in undistributed subsidiary earnings since acquisition. The TOTAL in column (e) should equal the amount entered for Account 418.1.

Line No.	Description of Investment (a)	Date Acquired (b)	Date Of Maturity (c)	Amount of Investment at Beginning of Year (d)
1	The Edison Illuminating Company	12/31/1935		
2	Common Stock			196,500
3	Retained Earnings			-59,729
4	Subtotal			136,771
5				
6				
7	St Clair Energy Corporation	12/31/1907		
8	Common Stock			816
9	Retained Earnings			-1,984
10	Subtotal			-1,168
11				
12				
13	Midwest Energy Resources Company	12/31/1974		
14	Common Stock			1,000
15	Retained Earnings			343
16	Subtotal			1,343
17				
18				
19	The Detroit Edison Securitization Funding LLC	03/09/2001		
20	Common Stock			
21	Retained Earnings			-3
22	Subtotal			-3
23				
24				
25				
26				
27				
28				
29				
30				
31				
32				
33				
34				
35				
36				
37				
38				
39				
40				
41				
42	Total Cost of Account 123.1 \$	0	TOTAL	136,943

Name of Respondent DTE Electric Company	This Report Is: (1) <input checked="" type="checkbox"/> An Original (2) <input type="checkbox"/> A Resubmission	Date of Report (Mo, Da, Yr) / /	Year/Period of Report End of 2018/Q4
--	---	---------------------------------------	---

INVESTMENTS IN SUBSIDIARY COMPANIES (Account 123.1) (Continued)

4. For any securities, notes, or accounts that were pledged designate such securities, notes, or accounts in a footnote, and state the name of pledgee and purpose of the pledge.
5. If Commission approval was required for any advance made or security acquired, designate such fact in a footnote and give name of Commission, date of authorization, and case or docket number.
6. Report column (f) interest and dividend revenues from investments, including such revenues from securities disposed of during the year.
7. In column (h) report for each investment disposed of during the year, the gain or loss represented by the difference between cost of the investment (or the other amount at which carried in the books of account if difference from cost) and the selling price thereof, not including interest adjustment includible in column (f).
8. Report on Line 42, column (a) the TOTAL cost of Account 123.1

Equity in Subsidiary Earnings of Year (e)	Revenues for Year (f)	Amount of Investment at End of Year (g)	Gain or Loss from Investment Disposed of (h)	Line No.
				1
		196,500		2
54		-59,675		3
54		136,825		4
				5
				6
				7
		816		8
-1,448		-3,432		9
-1,448		-2,616		10
				11
				12
				13
		1,000		14
		343		15
		1,343		16
				17
				18
				19
				20
3				21
3				22
				23
				24
				25
				26
				27
				28
				29
				30
				31
				32
				33
				34
				35
				36
				37
				38
				39
				40
				41
-1,391		135,552		42

Name of Respondent DTE Electric Company	This Report Is: (1) <input checked="" type="checkbox"/> An Original (2) <input type="checkbox"/> A Resubmission	Date of Report (Mo, Da, Yr)	Year of Report 2018/Q4
--	---	--------------------------------	---------------------------

NOTES AND ACCOUNTS RECEIVABLE SUMMARY FOR BALANCE SHEET

Show separately by footnote the total amount of notes and accounts receivable from directors, officers, and		employees included in Notes Receivable (Account 141) and Other Accounts Receivable (Account 143).	
Line No.	Accounts (a)	Balance Beginning of Year (b)	Balance End of Year (c)
1	Notes Receivable (Account 141)	0	5,500,000
2	Customer Accounts Receivable (Account 142)	528,375,971	538,435,615
3	Other Accounts Receivable (Account 143) (1) (Disclose any capital stock subscriptions received)	37,687,511	54,822,127
4	TOTAL	566,063,482	598,757,742
5	Less: Accumulated Provision for Uncollectible Accounts-Cr. (Account 144)	30,866,190	52,930,842
6	TOTAL, Less Accumulated Provision for Uncollectible Accounts	535,197,292	545,826,900
7			
8			
9			
10	(1) Includes amounts receivable from Employees	77,394	61,815
11			
12			
13			
14			

ACCUMULATED PROVISION FOR UNCOLLECTIBLE ACCOUNT-CR. (Account 144)

- Report below the information called for concerning this accumulated provision.
- Explain any important adjustments of subaccounts.
- Entries with respect to officers and employees shall not include items for utility services.

Line No.	Item (a)	Utility Customers (b)	Merchandise Jobbing and Contract Work (c)	Officers and Employees (d)	Other (e)	Total (f)
1	Balance beginning of year	29,960,996			905,194	30,866,190
2	Provision for uncollectibles for current year (2)	83,597,316			1,791,640	85,388,956
3	Account written off (less)	(96,863,418)			(2,137,484)	(99,000,902)
4	Collection of accounts written off	35,450,553			226,045	35,676,598
5	Adjustments (explain):					
6	Balance end of year	52,145,447			785,395	52,930,842
7	(2) The uncollectible provision per the balance sheet does not include direct expense charged to the income					
8	statement, which is primarily related to low income match write offs:					
9	Provision for uncollectibles	83,597,316				
10	Directly charged to expense	1,301,367				
11	Uncollectibles Expense (acct 904)	84,898,683				

Name of Respondent DTE Electric Company		This Report Is: (1) <input checked="" type="checkbox"/> An Original (2) <input type="checkbox"/> A Resubmission		Date of Report (Mo, Da, Yr)	Year of Report 2018/Q4	
RECEIVABLES FROM ASSOCIATED COMPANIES (Accounts 145, 146)						
1. Report particulars of notes and accounts receivable from associated companies* at end of year.		4. If any note was received in satisfaction of an open account, state the period covered by such open account.				
2. Provide separate headings and totals for Accounts 145, Notes Receivable from Associated Companies, and 146, Accounts Receivable from Associated Companies, in addition to a total for the combined accounts.		5. Include in column (f) interest recorded as income during the year including interest on accounts and notes held at any time during the year.				
3. For notes receivable, list each note separately and state purpose for which received. Show also in column (a) date of note, date of maturity and interest rate.		6. Give particulars of any notes pledged or discounted, also of any collateral held as guarantee of payment of any note or account.				
* NOTE: "Associated companies" means companies or persons that, directly or indirectly, through one or more intermediaries, control, or are controlled by, or are under common control with, the account company. This includes related parties. "Control" (including the terms "controlling," "controlled by," and "under common control with") means the possession, directly or indirectly, of the power to direct or cause the direction of the management and policies of a company, whether such power is exercised through one or more intermediary companies, or alone, or in conjunction with, or pursuant to an agreement, and whether such power is established through a majority or minority ownership or voting of securities, common directors, officers or stockholders, voting trusts, holding trusts, associated companies, contract or any other direct or indirect means.						
Line No.	Particulars (a)	Balance Beginning of Year (b)	Totals for Year		Balance End of Year (e)	Interest for Year (f)
			Debits (c)	Credits (d)		
1	Account 145					
2	DTE Energy Company	-	-	-	-	30,899
3	Midwest Energy Resources Company	4,126,739	2,552,749	-	6,679,488	69,753
4	Total Notes Receivable	4,126,739	2,552,749	-	6,679,488	100,652
Note: Note Receivable to Associated Companies arise from the Inter-Company Loan Agreement Purpose: To provide a line of credit to associated companies. Maturity Date: N/A Interest Rate: Adjusted monthly based on the prior month commercial paper market rate. December 2018 rate 2.4554%						
5	Account 146					
6	DTE Energy Company	7,346,302	-	7,061,631	284,671	
7	DTE Energy Resources LLC	92	2,833	-	2,925	
8	DTE Biomass Energy Inc	20,422	8,651	-	29,073	
9	DTE Coke Holdings LLC	104,500	-	69,913	34,587	
10	DTE Energy Trading	81,126	28,443	-	109,569	
11	River Rouge Unit No. 1 LLC	9,261	-	8,766	495	
12	DTE Energy Services Inc	366,258	15,389	-	381,647	
13	DTE PCI Enterprises LLC	88,057	1,089,523	-	1,177,580	
14	EES Coke Battery LLC	-	36,350	-	36,350	
15	DTE ES Operations LLC	30,076	-	27,781	2,295	
16	Metro Energy LLC	529,524	-	34,941	494,583	
17	Midwest Energy Resources Company	189,803	-	170,233	19,570	
18	St. Clair Energy Company	1,797	1,994	-	3,791	
19	Belle River Fuels Co LLC	4,653,521	2,765,294	-	7,418,815	
20	St. Clair Fuels Co LLC	839,613	-	2,139	837,474	
21	DTE Energy Ventures Inc	3,740	-	-	3,740	
22	DTE Gas Company	18,149,663	-	433,514	17,716,149	
23	DTE Michigan Lateral Co	186	-	186	-	
24	Citizens Gas Fuel Co	11,025	59	-	11,084	
25	DTE Gas Enterprises LLC	-	1,965	-	1,965	

Name of Respondent DTE Electric Company	This Report Is: (1) <input checked="" type="checkbox"/> An Original (2) <input type="checkbox"/> A Resubmission	Date of Report (Mo, Da, Yr)	Year of Report 2018/Q4
--	---	--------------------------------	---------------------------

RECEIVABLES FROM ASSOCIATED COMPANIES (Accounts 145, 146) (Continued)

- | | |
|---|---|
| <p>1. Report particulars of notes and accounts receivable from associated companies* at end of year.</p> <p>2. Provide separate headings and totals for Accounts 145, Notes Receivable from Associated Companies, and 146, Accounts Receivable from Associated Companies, in addition to a total for the combined accounts.</p> <p>3. For notes receivable, list each note separately and state purpose for which received. Show also in column (a) date of note, date of maturity and interest rate.</p> | <p>4. If any note was received in satisfaction of an open account, state the period covered by such open account.</p> <p>5. Include in column (f) interest recorded as income during the year including interest on accounts and notes held at any time during the year.</p> <p>6. Give particulars of any notes pledged or discounted, also of any collateral held as guarantee of payment of any note or account.</p> |
|---|---|

* NOTE: "Associated companies" means companies or persons that, directly or indirectly, through one or more intermediaries, control, or are controlled by, or are under common control with, the account company. This includes related parties.

"Control" (including the terms "controlling," "controlled by," and "under common control with") means the possession, directly or indirectly, of the power to direct or cause the direction of the management and policies of a company, whether such power is exercised through one or more intermediary companies, or alone, or in conjunction with, or pursuant to an agreement, and whether such power is established through a majority or minority ownership or voting of securities, common directors, officers or stockholders, voting trusts, holding trusts, associated companies, contract or any other direct or indirect means.

Line No.	Particulars (a)	Balance Beginning of Year (b)	Totals for Year		Balance End of Year (e)	Interest for Year (f)
			Debits (c)	Credits (d)		
26	DTE Pipeline Co	188,044	151,611	-	339,655	
27	DTE Millennium Company	39	-	-	39	
28	DTE Vector Company	30	-	-	30	
29	DTE Gas Storage Co	32,997	-	2,634	30,363	
30	DTE Gas Services Co	6,169	-	2,306	3,863	
31	Monroe Fuels Company LLC	23,160,001	6,450,215	-	29,610,216	
32	Blue Water Renewables Inc	5,668	-	5,668	-	
33	Wash 10 Storage Corp	14,639	-	14,639	-	
34	DTE Energy Supply Inc	23	-	23	-	
35	DTE Energy Corp Services LLC	11,293,233	-	110,499	11,182,734	
36	Bluestone Gas Corp of NY	-	50	-	50	
37	Huron Fuels Co LLC	8,900,585	8,793,726	-	17,694,311	
38	DTE Birdsboro Pipeline	-	1,389	-	1,389	
39	Total Accounts Receivable	76,026,394	19,347,492	7,944,873	87,429,013	
40						
41						
42						
43						
44						
45						
46						
47						
48						
49						
50						
51	TOTAL	80,153,133	21,900,241	7,944,873	94,108,501	100,652

Name of Respondent DTE Electric Company		This Report Is: (1) <input checked="" type="checkbox"/> An Original (2) <input type="checkbox"/> A Resubmission		Date of Report (Mo, Da, Yr) / /	Year/Period of Report End of <u>2018/Q4</u>
MATERIALS AND SUPPLIES					
<p>1. For Account 154, report the amount of plant materials and operating supplies under the primary functional classifications as indicated in column (a); estimates of amounts by function are acceptable. In column (d), designate the department or departments which use the class of material.</p> <p>2. Give an explanation of important inventory adjustments during the year (in a footnote) showing general classes of material and supplies and the various accounts (operating expenses, clearing accounts, plant, etc.) affected debited or credited. Show separately debit or credits to stores expense clearing, if applicable.</p>					
Line No.	Account (a)	Balance Beginning of Year (b)	Balance End of Year (c)	Department or Departments which Use Material (d)	
1	Fuel Stock (Account 151)	85,802,752	81,670,923	Electric	
2	Fuel Stock Expenses Undistributed (Account 152)				
3	Residuals and Extracted Products (Account 153)				
4	Plant Materials and Operating Supplies (Account 154)				
5	Assigned to - Construction (Estimated)	67,550,490	64,105,377	Electric	
6	Assigned to - Operations and Maintenance				
7	Production Plant (Estimated)	128,166,255	130,379,274	Electric	
8	Transmission Plant (Estimated)				
9	Distribution Plant (Estimated)	46,162,041	49,169,384	Electric	
10	Regional Transmission and Market Operation Plant (Estimated)				
11	Assigned to - Other (provide details in footnote)				
12	TOTAL Account 154 (Enter Total of lines 5 thru 11)	241,878,786	243,654,035		
13	Merchandise (Account 155)				
14	Other Materials and Supplies (Account 156)				
15	Nuclear Materials Held for Sale (Account 157) (Not applic to Gas Util)				
16	Stores Expense Undistributed (Account 163)	28,102,166	30,457,951		
17					
18					
19					
20	TOTAL Materials and Supplies (Per Balance Sheet)	355,783,704	355,782,909		

Name of Respondent DTE Electric Company	This Report Is: (1) <input checked="" type="checkbox"/> An Original (2) <input type="checkbox"/> A Resubmission	Date of Report (Mo, Da, Yr)	Year of Report 2018/Q4
--	---	--------------------------------	---------------------------

PRODUCTION FUEL AND OIL STOCKS (Included in Account 151)

- | | |
|---|---|
| <p>1. Report below the information called for concerning production fuel and oil stock.</p> <p>2. Show quantities in tons of 2000 lb. Barrels (42 gals.) or Mcf., whichever unit of quantity is applicable.</p> <p>3. Each kind of coal or oil should be shown separately.</p> <p>4. If the respondent obtained any of its fuel from its own coal mines or oil or gas lands or leases or from</p> | <p>affiliated companies, a statement should be submitted showing the quantity of such fuel so obtained, the quantity used and quantity on hand, and cost of the fuel classified as to the nature of the costs and expenses incurred with appropriate adjustment for the inventories at beginning and end of year.</p> |
|---|---|

Line No.	Item (a)	Total Cost (b)	KINDS OF FUEL AND OIL	
			Coal	
			Quantity (c)	Cost (d)
1	On hand beginning of year	85,802,752	1,664,817	72,982,913
2	Received during year	1,308,823,983	32,788,536	1,185,982,686
3	TOTAL	1,394,626,735	34,453,353	1,258,965,599
4	Used during year (specify department)			
5	Electric Department	729,036,009	15,846,696	606,856,008
6	Non-Generation	374,171	0	0
7				
8				
9				
10				
11				
12				
13				
14				
15	Sold or transferred	583,545,632	16,664,129	582,818,546
16	TOTAL DISPOSED OF	1,312,955,812	32,510,825	1,189,674,554
17	BALANCE END OF YEAR	81,670,923	1,942,528	69,291,045

Name of Respondent DTE Electric Company	This Report Is: (1) <input checked="" type="checkbox"/> An Original (2) <input type="checkbox"/> A Resubmission	Date of Report (Mo, Da, Yr)	Year of Report 2018/Q4
--	---	--------------------------------	---------------------------

PRODUCTION FUEL AND OIL STOCKS (Included in Account 151 (Continued))

KINDS OF FUEL AND OIL (Continued)

No. 2 Oil		No. 6 Oil		Natural Gas		Line No.
Quantity (1) (e)	Cost (f)	Quantity (g)	Cost (h)	Quantity (i)	Cost (j)	
82,954	6,852,414	70,670	2,997,202	889,842	2,970,223	1
137,725	13,351,396	3,531	60,928	34,927,516	109,428,973	2
220,679	20,203,810	74,201	3,058,130	35,817,358	112,399,196	3
						4
146,302	13,614,714	23,619	530,273	34,827,078	108,035,014	5
2,340	212,468			56,972	161,703	6
						7
						8
						9
						10
						11
						12
						13
						14
4,459	384,892			103,917	342,194	15
153,101	14,212,074	23,619	530,273	34,987,967	108,538,911	16
67,578	5,991,736	50,582	2,527,857	829,391	3,860,285	17

DTE Electric Company
MPSC Form P521
Page 227 A&B-2018
Statement of Affiliate Transactions

Below is a schedule that indicate the fuel purchases and sales with affiliates for the year 2018.

Coal	Monroe Fuels Company, LLC		Belle River Fuels Company, LLC		St. Clair Fuels Company, LLC		Huron Fuels Company		DTE PCI Enterprises Company, LLC		Qty	Total	Amt
	Qty	Amt	Qty	Amt	Qty	Amt	Qty	Amt	Qty	Amt			
Purchased	9,791,050	382,291,206	-	-	2,790,679	104,292,979	4,295,375	160,968,382			16,877,104		647,552,566
Consumed	(9,791,050)	(382,291,206)			(2,790,679)	(104,292,979)	(4,295,375)	(160,968,382)			(16,877,104)		(647,552,566)
Sold	(9,119,604)	(352,393,649)	(2,338,368)	(68,010,704)	-	-	(4,399,293)	(129,812,954)	(34,155)	(2,279,853)	(15,891,420)		(552,497,160)
											Total		
Natural Gas	DTE PCI Enterprises Company, LLC		DTE Energy Trading, Inc.								Qty	Total	Amt
	Qty	Amt	Qty	Amt									
Purchased			154,004	472,895							154,004		472,895
Consumed			(154,004)	(472,895)							(154,004)		(472,895)
Sold	(90,819)	(284,964)									(90,819)		(284,964)
											Total		
Coke Oven Gas	EES Coke Battery, LLC										Qty	Total	Amt
	Qty	Amt											
Purchased	2,893,333	2,576,374									2,893,333		2,576,374
Consumed	(2,893,333)	(2,576,374)									(2,893,333)		(2,576,374)
Sold											-		-
											Total		
Blast Furnace Gas	EES Coke Battery, LLC										Qty	Total	Amt
	Qty	Amt											
Purchased	4,473,079	610,940									4,473,079		610,940
Consumed	(4,473,079)	(610,940)									(4,473,079)		(610,940)
Sold											-		-
											Total		
Transportation/Storage Cost Consumption	DTE Gas Company										Qty	Total	Amt
	Qty	Amt											
		5,837,208									-		5,837,208
		(5,837,208)									-		(5,837,208)
											-		-

BLANK PAGE

Name of Respondent DTE Electric Company	This Report Is: (1) <input checked="" type="checkbox"/> An Original (2) <input type="checkbox"/> A Resubmission	Date of Report (Mo, Da, Yr) / /	Year/Period of Report End of 2018/Q4
--	---	---------------------------------------	---

Allowances (Accounts 158.1 and 158.2)

1. Report below the particulars (details) called for concerning allowances.
2. Report all acquisitions of allowances at cost.
3. Report allowances in accordance with a weighted average cost allocation method and other accounting as prescribed by General Instruction No. 21 in the Uniform System of Accounts.
4. Report the allowances transactions by the period they are first eligible for use: the current year's allowances in columns (b)-(c), allowances for the three succeeding years in columns (d)-(i), starting with the following year, and allowances for the remaining succeeding years in columns (j)-(k).
5. Report on line 4 the Environmental Protection Agency (EPA) issued allowances. Report withheld portions Lines 36-40.

Line No.	SO2 Allowances Inventory (Account 158.1) (a)	Current Year		2019	
		No. (b)	Amt. (c)	No. (d)	Amt. (e)
1	Balance-Beginning of Year	651,912.00	477,010		
2					
3	Acquired During Year:				
4	Issued (Less Withheld Allow)	282,918.00			
5	Returned by EPA				
6					
7					
8	Purchases/Transfers:				
9					
10					
11					
12					
13					
14					
15	Total				
16					
17	Relinquished During Year:				
18	Charges to Account 509	92,024.00	30,574		
19	Other:				
20					
21	Cost of Sales/Transfers:				
22					
23					
24					
25					
26					
27					
28	Total				
29	Balance-End of Year	842,806.00	446,436		
30					
31	Sales:				
32	Net Sales Proceeds (Assoc. Co.)				
33	Net Sales Proceeds (Other)				
34	Gains				
35	Losses				
	Allowances Withheld (Acct 158.2)				
36	Balance-Beginning of Year				
37	Add: Withheld by EPA				
38	Deduct: Returned by EPA				
39	Cost of Sales				
40	Balance-End of Year				
41					
42	Sales:				
43	Net Sales Proceeds (Assoc. Co.)				
44	Net Sales Proceeds (Other)				
45	Gains				
46	Losses				

Name of Respondent DTE Electric Company	This Report Is: (1) <input checked="" type="checkbox"/> An Original (2) <input type="checkbox"/> A Resubmission	Date of Report (Mo, Da, Yr) / /	Year/Period of Report End of <u>2018/Q4</u>
--	---	---------------------------------------	--

Allowances (Accounts 158.1 and 158.2) (Continued)

6. Report on Lines 5 allowances returned by the EPA. Report on Line 39 the EPA's sales of the withheld allowances. Report on Lines 43-46 the net sales proceeds and gains/losses resulting from the EPA's sale or auction of the withheld allowances.
7. Report on Lines 8-14 the names of vendors/transferrors of allowances acquire and identify associated companies (See "associated company" under "Definitions" in the Uniform System of Accounts).
8. Report on Lines 22 - 27 the name of purchasers/ transferees of allowances disposed of an identify associated companies.
9. Report the net costs and benefits of hedging transactions on a separate line under purchases/transfers and sales/transfers.
10. Report on Lines 32-35 and 43-46 the net sales proceeds and gains or losses from allowance sales.

2020		2021		Future Years		Totals		Line No.
No. (f)	Amt. (g)	No. (h)	Amt. (i)	No. (j)	Amt. (k)	No. (l)	Amt. (m)	
						651,912.00	477,010	1
								2
								3
						282,918.00		4
								5
								6
								7
								8
								9
								10
								11
								12
								13
								14
								15
								16
								17
						92,024.00	30,574	18
								19
								20
								21
								22
								23
								24
								25
								26
								27
								28
						842,806.00	446,436	29
								30
								31
								32
								33
								34
								35
								36
								37
								38
								39
								40
								41
								42
								43
								44
								45
								46

Name of Respondent DTE Electric Company	This Report Is: (1) <input checked="" type="checkbox"/> An Original (2) <input type="checkbox"/> A Resubmission	Date of Report (Mo, Da, Yr) / /	Year/Period of Report End of <u>2018/Q4</u>
--	---	---------------------------------------	--

Allowances (Accounts 158.1 and 158.2)

- Report below the particulars (details) called for concerning allowances.
- Report all acquisitions of allowances at cost.
- Report allowances in accordance with a weighted average cost allocation method and other accounting as prescribed by General Instruction No. 21 in the Uniform System of Accounts.
- Report the allowances transactions by the period they are first eligible for use: the current year's allowances in columns (b)-(c), allowances for the three succeeding years in columns (d)-(i), starting with the following year, and allowances for the remaining succeeding years in columns (j)-(k).
- Report on line 4 the Environmental Protection Agency (EPA) issued allowances. Report withheld portions Lines 36-40.

Line No.	NOx Allowances Inventory (Account 158.1) (a)	Current Year		2019	
		No. (b)	Amt. (c)	No. (d)	Amt. (e)
1	Balance-Beginning of Year	3,482.00			
2					
3	Acquired During Year:				
4	Issued (Less Withheld Allow)	40,543.00			
5	Returned by EPA				
6					
7					
8	Purchases/Transfers:				
9	AEP Generation Resources	200.00	38,500		
10					
11					
12					
13					
14					
15	Total	200.00	38,500		
16					
17	Relinquished During Year:				
18	Charges to Account 509	31,398.00	31,613		
19	Other:				
20					
21	Cost of Sales/Transfers:				
22	Duke Energy Indiana Inc	1,000.00			
23	Midland Cogeneration				
24	Venture	1,000.00			
25	Owensboro Municipal				
26	Utilities	1,000.00			
27					
28	Total	3,000.00			
29	Balance-End of Year	9,827.00	6,887		
30					
31	Sales:				
32	Net Sales Proceeds(Assoc. Co.)				
33	Net Sales Proceeds (Other)	2,800.00	7,500		
34	Gains	2,800.00	7,500		
35	Losses				
	Allowances Withheld (Acct 158.2)				
36	Balance-Beginning of Year				
37	Add: Withheld by EPA				
38	Deduct: Returned by EPA				
39	Cost of Sales				
40	Balance-End of Year				
41					
42	Sales:				
43	Net Sales Proceeds (Assoc. Co.)				
44	Net Sales Proceeds (Other)				
45	Gains				
46	Losses				

Name of Respondent DTE Electric Company	This Report Is: (1) <input checked="" type="checkbox"/> An Original (2) <input type="checkbox"/> A Resubmission	Date of Report (Mo, Da, Yr) / /	Year/Period of Report End of 2018/Q4
--	---	---------------------------------------	---

Allowances (Accounts 158.1 and 158.2) (Continued)

6. Report on Lines 5 allowances returned by the EPA. Report on Line 39 the EPA's sales of the withheld allowances. Report on Lines 43-46 the net sales proceeds and gains/losses resulting from the EPA's sale or auction of the withheld allowances.
7. Report on Lines 8-14 the names of vendors/transferrers of allowances acquire and identify associated companies (See "associated company" under "Definitions" in the Uniform System of Accounts).
8. Report on Lines 22 - 27 the name of purchasers/ transferees of allowances disposed of an identify associated companies.
9. Report the net costs and benefits of hedging transactions on a separate line under purchases/transfers and sales/transfers.
10. Report on Lines 32-35 and 43-46 the net sales proceeds and gains or losses from allowance sales.

2020		2021		Future Years		Totals		Line No.
No. (f)	Amt. (g)	No. (h)	Amt. (i)	No. (j)	Amt. (k)	No. (l)	Amt. (m)	
						3,482.00		1
								2
								3
						40,543.00		4
								5
								6
								7
								8
						200.00	38,500	9
								10
								11
								12
								13
								14
						200.00	38,500	15
								16
								17
						31,398.00	31,613	18
								19
								20
								21
						1,000.00		22
								23
						1,000.00		24
								25
						1,000.00		26
								27
						3,000.00		28
						9,827.00	6,887	29
								30
								31
								32
						2,800.00	7,500	33
						2,800.00	7,500	34
								35
								36
								37
								38
								39
								40
								41
								42
								43
								44
								45
								46

Name of Respondent DTE Electric Company	This Report is: (1) <input checked="" type="checkbox"/> An Original (2) <input type="checkbox"/> A Resubmission	Date of Report (Mo, Da, Yr) / /	Year/Period of Report 2018/Q4
FOOTNOTE DATA			

Schedule Page: 228 Line No.: 29 Column: c

Ending Balance Foot Note		TOTAL
NOX Emissions Allowances	\$	6,887
SO2 Emissions Allowances	\$	446,436
Renewable Energy Credits	\$	20,174,654
TOTAL	\$	20,627,978
FERC Account	158.1	
Balance Sheet Page 110 Line	23	

Name of Respondent DTE Electric Company	This Report Is: (1) <input checked="" type="checkbox"/> An Original (2) <input type="checkbox"/> A Resubmission	Date of Report (Mo, Da, Yr)	Year of Report 2018/Q4
--	---	--------------------------------	---------------------------

MISCELLANEOUS CURRENT AND ACCRUED ASSETS (Account 174)

1. Give description and amount of other current and accrued assets as of the end of year.
2. Minor items may be grouped by classes, showing number of items in each class.

Line No.	Item (a)	Balance End of Year (b)
1	Green Currents Renewable Energy Credits	19,002
2	Current Portion: Regulatory Assets - Power Supply Cost Recovery	116,220,077
3	Current Portion: Regulatory Assets: Energy Optimization Incentive	17,667,670
4	Current Portion: Regulatory Assets: Detroit PLD TRM	14,529,211
5		
6		
7		
8		
9		
10		
11		
12		
13		
14		
15		
16		
17		
18		
19		
20		
21		
22		
23		
24		
25	TOTAL	148,435,960

Name of Respondent DTE Electric Company		This Report Is: (1) <input checked="" type="checkbox"/> An Original (2) <input type="checkbox"/> A resubmission	Date of Report (Mo, Da, Yr)	Year of Report 2018/Q4
PRELIMINARY SURVEY AND INVESTIGATION CHARGES (Account 183)				
1. Report below particulars concerning the cost of plans, surveys, and investigations made for the purpose of determining the feasibility of projects under contemplation.		2. Minor items may be grouped by classes. Show the number of items in each group.		
Line No.	Description and Purpose of Project (a)	Balance Beginning of Year (b)		
1	Renewable Energy Programs	\$	7,340,350	
2	Regulated Marketing		3,882	
3				
4				
5				
6				
7				
8				
9				
10				
11				
12				
13				
14				
15				
16				
17				
18				
19				
20				
21				
22				
23				
24				
25				
26				
27				
28				
29				
TOTAL		\$	7,344,232	

Name of Respondent DTE Electric Company	This Report Is: (1) <input checked="" type="checkbox"/> An Original (2) <input type="checkbox"/> A resubmission	Date of Report (Mo, Da, Yr)	Year of Report 2018/Q4
--	---	--------------------------------	---------------------------

PRELIMINARY SURVEY AND INVESTIGATION CHARGES (Account 183)

Debits (c)	CREDITS		Balance End of Year (f)	Line No.
	Account Charged (d)	Amount (e)		
\$ 8,516,653	107	\$ -	\$ 15,857,003	1
-		-	3,882	2
				3
				4
				5
				6
				7
				8
				9
				10
				11
				12
				13
				14
				15
				16
				17
				18
				19
				20
				21
				22
				23
				24
				25
				26
				27
				28
\$ 8,516,653		\$ -	\$ 15,860,885	TOTAL

Name of Respondent DTE Electric Company	This Report Is: (1) <input checked="" type="checkbox"/> An Original (2) <input type="checkbox"/> A Resubmission	Date of Report (Mo, Da, Yr) / /	Year/Period of Report End of 2018/Q4
--	---	---------------------------------------	---

OTHER REGULATORY ASSETS (Account 182.3)

- Report below the particulars (details) called for concerning other regulatory assets, including rate order docket number, if applicable.
- Minor items (5% of the Balance in Account 182.3 at end of period, or amounts less than \$100,000 which ever is less), may be grouped by classes.
- For Regulatory Assets being amortized, show period of amortization.

Line No.	Description and Purpose of Other Regulatory Assets (a)	Balance at Beginning of Current Quarter/Year (b)	Debits (c)	CREDITS		Balance at end of Current Quarter/Year (f)
				Written off During the Quarter /Year Account Charged (d)	Written off During the Period Amount (e)	
1	Minimum Pension Liability	1,713,384,000	14,502,000	228.3	130,923,587	1,596,962,413
2	Enterprise Business Systems (U-14201) (1)	2,611,299		407.3	2,611,299	
3	Asset Retirement Obligation (U-14292)	569,296,141	330,807,861	407.4, 126	122,097,301	778,006,701
4	AFUDC FERC Audit Adjustment (2)	598,378		407.3	148,222	450,156
5	Energy Waste Reduction (U-15806-EO)	9,601,521	13,777,583	449.1	10,891,619	12,487,485
6	Recoverable Income Taxes (U-10083)	25,615,959		See FN	2,379,336	23,236,623
7	Transitional Reconciliation Mechanism (U-17437)	33,197,673	11,833,879	See FN	30,406,580	14,624,972
8	Customer 360 Deferred Costs (U-17666) (3)	44,911,110	55,820	903	3,139,536	41,827,394
9	Fermi II PERC Costs (U-18014)	22,135,597	25,646,330	See FN	4,427,000	43,354,927
10	Capitalized Pension Non-Service Costs (4)		11,753,465	407	1,719,873	10,033,592
11						
12	(1) Enterprise Business Systems amortized over 10					
13	years ending in 2018.					
14						
15	(2) FERC audit adjustment of AFUDC for 1989-1996					
16	amortized over 26 years ending in 2021.					
17						
18	(3) Customer 360 Deferred Costs amortized over					
19	15 years beginning May 2017 and ending in 2032.					
20						
21	(4) Per ASU 2017-07 relating to financing					
22	costs not being eligible for capitalization.					
23						
24	Note: Above docket numbers refer to original					
25	authorization of regulatory asset.					
26						
27						
28						
29						
30						
31						
32						
33						
34						
35						
36						
37						
38						
39						
40						
41						
42						
43						
44	TOTAL :	2,421,351,678	408,376,938		308,744,353	2,520,984,263

Name of Respondent DTE Electric Company	This Report is: (1) <input checked="" type="checkbox"/> An Original (2) <input type="checkbox"/> A Resubmission	Date of Report (Mo, Da, Yr) / /	Year/Period of Report 2018/Q4
FOOTNOTE DATA			

Schedule Page: 232 Line No.: 6 Column: b

Accounts charged for Recoverable Income Taxes: 410.1, 282 283.

Schedule Page: 232 Line No.: 7 Column: b

Accounts charged for Transitional Recovery Mechanism: 407.4, 431, 174.

Schedule Page: 232 Line No.: 9 Column: b

Accounts charged for FERMI II PERC Costs: 524,530,531.

Name of Respondent DTE Electric Company	This Report Is: (1) <input checked="" type="checkbox"/> An Original (2) <input type="checkbox"/> A Resubmission	Date of Report (Mo, Da, Yr) / /	Year/Period of Report End of 2018/Q4
--	---	---------------------------------------	---

MISCELLANEOUS DEFERRED DEBITS (Account 186)

1. Report below the particulars (details) called for concerning miscellaneous deferred debits.
2. For any deferred debit being amortized, show period of amortization in column (a)
3. Minor item (1% of the Balance at End of Year for Account 186 or amounts less than \$100,000, whichever is less) may be grouped by classes.

Line No.	Description of Miscellaneous Deferred Debits (a)	Balance at Beginning of Year (b)	Debits (c)	CREDITS		Balance at End of Year (f)
				Account Charged (d)	Amount (e)	
1	Def Mich Inc Tax (U-16864) (1)	170,594,176		283	9,483,220	161,110,956
2	Deferred Cost to Achieve	2,428,108		407.3	2,428,108	
3	LT Prepaid - MGM (2)	9,044,258		146	323,009	8,721,249
4	LT Prepaid - Solar Site	226,200				226,200
5	LT Prepaid - Operator Retention		579,500	532	61,000	518,500
6	ST Financing Costs	1,506,221		431	350,964	1,155,257
7	Spent Nuclear Fuel Storage Cost	17,481,675	10,666,879	520,107	17,396,822	10,751,732
8	Financing Exp Debt Securities		4,776,369	232,181	4,776,369	
9	Plug-in Elec Vehicle Costs (3)	3,738,353	2,247	See FN	1,246,482	2,494,118
10	AFUDC Deferred Tax (U-16472)	35,120,994	6,736,809	282	1,224,221	40,633,582
11	Medicare Def Tax (U-16864) (4)	8,346,568		See FN	1,192,368	7,154,200
12	Def Detroit Inc Tax (U-17767)	8,516,783		283	552,736	7,964,047
13	LT EWR Performance Incentive	17,248,233	21,324,578	174	17,248,233	21,324,578
14	Fermi 3 License Cost (5)	88,890,492		407.3	4,893,055	83,997,437
15	Other Postemployment Benefits	112,519,000	76,818,000			189,337,000
16	Other Long Term Assets	35,471	10,004	232	13,016	32,459
17	Zonal Resource Credits (6)	211,249	6,180,370	555,232	6,389,729	1,890
18	Def Mich Inc Tax (U-20162) (7)		6,248,272			6,248,272
19						
20	(1) Def Mich Inc Tax (U-16864)					
21	amortized over 23 year period					
22	ending in 2034					
23						
24	(2) LT Prepaid - MGM					
25	amortized over 40 year period					
26	ending in 2045					
27						
28	(3) Plug-in Elec Vehicle Costs					
29	amortized over 5 year period					
30	ending in 2020					
31						
32	(4) Medicare Def Tax (U-16864)					
33	amortized over 12 year period					
34	ending in 2024					
35						
36	(5) Fermi 3 License Cost					
37	amortized over 20 year period					
38	ending in 2036					
39						
40	(6) Zonal Resource Credits					
41	amortized over 5 month period					
42	ending in 2019					
43						
44	(7) Def Mich Inc Tax (U-20162)					
45	amortized over 23 year period					
46	ending in 2042					
47	Misc. Work in Progress					
48	Deferred Regulatory Comm. Expenses (See pages 350 - 351)					
49	TOTAL	475,907,781				541,671,477

Name of Respondent	This Report is:	Date of Report	Year/Period of Report
DTE Electric Company	(1) <input checked="" type="checkbox"/> An Original (2) <input type="checkbox"/> A Resubmission	(Mo, Da, Yr) / /	2018/Q4
FOOTNOTE DATA			

Schedule Page: 233 Line No.: 9 Column: d

Accounts Charged for Plugin Electric Vehicle Costs: 916, 146, 421

Schedule Page: 233 Line No.: 11 Column: d

Accounts Charged for Medicare Sub Def Tax (U-16864): 410.1, 283

Name of Respondent DTE Electric Company	This Report Is: (1) <input checked="" type="checkbox"/> An Original (2) <input type="checkbox"/> A Resubmission	Date of Report (Mo, Da, Yr) / /	Year/Period of Report End of 2018/Q4
--	---	---------------------------------------	---

ACCUMULATED DEFERRED INCOME TAXES (Account 190)

1. Report the information called for below concerning the respondent's accounting for deferred income taxes.
2. At Other (Specify), include deferrals relating to other income and deductions.

Line No.	Description and Location (a)	Balance of Beginning of Year (b)	Balance at End of Year (c)
1	Electric		
2		829,210,553	853,455,208
3			
4			
5			
6			
7	Other		
8	TOTAL Electric (Enter Total of lines 2 thru 7)	829,210,553	853,455,208
9	Gas		
10			
11			
12			
13			
14			
15	Other		
16	TOTAL Gas (Enter Total of lines 10 thru 15)		
17	Other (Specify)		
18	TOTAL (Acct 190) (Total of lines 8, 16 and 17)	829,210,553	853,455,208

Notes

Name of Respondent	This Report is:	Date of Report	Year/Period of Report
DTE Electric Company	(1) <input checked="" type="checkbox"/> An Original (2) <input type="checkbox"/> A Resubmission	(Mo, Da, Yr) / /	2018/Q4
FOOTNOTE DATA			

Schedule Page: 234 Line No.: 2 Column: b

Bad Debt Reserve	6,481,900
Inventory Reserve	2,534,851
Bonus Accrual	5,068,665
Vacation Pay Accruals	5,321,257
Ludington Fish Mortality	295,202
Charitable Contributions	3,776,690
Legal Settlement Reserve	(552,866)
Provision for Injuries and Damages	2,845,652
Interest Expense	1,044,778
State Deferred Taxes	120,738,540
Fermi 2 Outage Accrual and Expenses	3,173,333
RPS Amortization & Over/Under Recover	23,444,449
Deferred Gain Parking Agreement	1,232,353
Long Term Disability Plan	274,260
Workers' Compensation	2,976,660
Renewable Energy Credits	46,841
Long Term Incentive Plan	3,154,505
Investment Tax Credit	2,359,676
Investment Tax Credit - Solar	12,814,357
Investment Tax Credit - Ludington	8,381,339
Contribution In Aid Of Construction - Non Property	4,885,100
Self Implementation Rate Refund	1,123,597
Severance Plans	38,640
Fermi 3 License Amortization	1,873,222
Tax Credit Carryforward	193,156,846
Net Operating Loss Carryforward	47,382,572
Tax Reform Regulatory Liability - Gross-up	382,840,567
Employee Benefits	(7,502,433)
	829,210,553

Schedule Page: 234 Line No.: 2 Column: c

Bad Debt Reserve	11,115,547
Inventory Reserve	2,883,539
Bonus Accrual	4,740,456
Vacation Pay Accruals	5,479,565
Ludington Fish Mortality	259,781
Legal Settlement Reserve	(352,860)
Provision for Injuries and Damages	3,092,327
Interest Expense	1,029,219
State Deferred Taxes	109,009,296
Fermi 2 Outage Accrual and Expenses	914,393
RPS Amortization & Over/Under Recover	18,120,939
Deferred Gain Parking Agreement	1,158,259
Long Term Disability Plan	226,590
Workers' Compensation	2,913,472
Renewable Energy Credits	(1,119,568)
Long Term Incentive Plan	3,154,505
Investment Tax Credit	1,674,755
Investment Tax Credit - Solar	8,716,450
Investment Tax Credit - Ludington	18,383,650
Contribution In Aid Of Construction - Non Property	5,021,002
Severance Plans	39,690
Fermi 3 License Amortization	1,873,222
Tax Credit Carryforward	249,629,925
Net Operating Loss Carryforward	2,305,722

Name of Respondent	This Report is:	Date of Report	Year/Period of Report
DTE Electric Company	(1) <input checked="" type="checkbox"/> An Original (2) <input type="checkbox"/> A Resubmission	(Mo, Da, Yr) / /	2018/Q4
FOOTNOTE DATA			

Tax Reform Regulatory Liability - Gross-up
Employee Benefits

410,333,413
(7,148,081)
853,455,208

BLANK PAGE

Name of Respondent DTE Electric Company	This Report Is: (1) <input checked="" type="checkbox"/> An Original (2) <input type="checkbox"/> A Resubmission	Date of Report (Mo, Da, Yr)	Year of Report 2018/Q4
--	---	--------------------------------	---------------------------

UNAMORTIZED LOSS AND GAIN ON REACQUIRED DEBT (Account 189, 257)

1. Report under separate subheadings for Unamortized Loss and Unamortized Gain on Reacquired Debt, particulars of gain and loss on reacquisition applicable to each class and series of long-term debt, including maturity date. If gain or loss resulted from a refunding transaction, include also the maturity date of the new issue.

2. In column (c) show the principal amount of bonds or other long-term debt reacquired.
3. In column (d) show the net gain or net loss realized on each debt reacquisition as computed in accordance with General Instruction 16 of the Uniform System of Accounts.

Line No.	Designation of Long-Term Debt (a)	Date Reacquired (b)	Princ. Amt. Of Debt Reacquired (c)	Net Gain or Net Loss (d)
1	Account 189-Unamortized Loss on Reacquired Debt			
2	General and Mortgage Bonds:			
3	1993 Series J, due 06-1-18,	6/1/2003		
4	(Refunding 2002 B, due 2032 - 110005)		102,605,000	(6,383,108)
5	1993 Series K, due 08-15-33			
6	1993 Series H, due 07-15-28			
7	1994 C, due 08-15-34			
8	2002 Series A, due 10/15/2012	7/23/2012		
9	(Refunding 2012 A issued 7-23-2012, due 2022 - 110063)		225,000,000	(1,287,112)
10	2002 Series A, due 10/15/2012	7/23/2012		
11	(Refunding 2012 B issued 7-23-2012, due 2042 - 110064)		225,000,000	(1,287,112)
12	2009 Series CT, due 08-01-2024	12/3/2012		
13	2002 Series C, due 12-15-2032	12/15/2012		
14	2002 Series D, due 12-15-2032	12/15/2012		
15	(Refunding 2012 A issued 7-23-2012, due 2022 - 110065)		120,275,000	(2,938,668)
16	2009 Series CT, due 08-01-2024	12/3/2012		
17	2002 Series C, due 12-15-2032	12/15/2012		
18	2002 Series D, due 12-15-2032	12/15/2012		
19	(Refunding 2012 B issued 7-23-2012, due 2042 - 110066)		120,275,000	(2,938,668)
20	2000 Series B, due 09/01/2030	3/18/2013		
21	(Refunding 2013 A issued 3-27-2013, due 2043 - 110067)		50,745,000	(1,594,377)
22	2008 Series J, due 4-01-2009	10/1/2013		
23	(Refunding 2013 B issued 8-27-2013, due 2024 - 110068)		250,000,000	(444,319)
24				
25				

Name of Respondent DTE Electric Company	This Report Is: (1) <input checked="" type="checkbox"/> An Original (2) <input type="checkbox"/> A Resubmission	Date of Report (Mo, Da, Yr)	Year of Report 2018/Q4
--	---	--------------------------------	---------------------------

UNAMORTIZED LOSS AND GAIN ON REACQUIRED DEBT (Account 189, 257) (Continued)

4. Show loss amounts in red or by enclosure in parentheses. Amortization of Loss on Reacquired Debt or credited to Account 429.1, Amortization of Gain on Reacquired Debt-Credit.
5. Explain any debits and credits other than amortization debited to Account 428.1,

Balance Beginning of Year (e)	Debits During Year (f)	Credits During Year (g)	Balance End of Year (h)	Line No.
				1
				2
				3
3,148,969		212,928	2,936,041	4
				5
				6
				7
				8
579,598		130,085	449,513	9
				10
1,052,939		43,055	1,009,884	11
				12
				13
				14
1,378,253		309,334	1,068,919	15
				16
				17
				18
2,436,162		99,616	2,336,546	19
				20
1,341,437		53,127	1,288,310	21
				22
261,350		42,115	219,235	23
				24
				25

Name of Respondent DTE Electric Company	This Report Is: (1) <input checked="" type="checkbox"/> An Original (2) <input type="checkbox"/> A Resubmission	Date of Report (Mo, Da, Yr)	Year of Report 2018/Q4
--	---	--------------------------------	---------------------------

UNAMORTIZED LOSS AND GAIN ON REACQUIRED DEBT (Account 189, 257) (Continued)

1. Report under separate subheadings for Unamortized Loss and Unamortized Gain on Reacquired Debt, particulars of gain and loss on reacquisition applicable to each class and series of long-term debt, including maturity date. If gain or loss resulted from a refunding transaction, include also the maturity date of the new issue.

2. In column (c) show the principal amount of bonds or other long-term debt reacquired.
3. In column (d) show the net gain or net loss realized on each debt reacquisition as computed in accordance with General Instruction 16 of the Uniform System of Accounts.

Line No.	Designation of Long-Term Debt (a)	Date Reacquired (b)	Princ. Amt. Of Debt Reacquired (c)	Net Gain or Net Loss (d)
1	Account 189-Unamortized Loss on Reacquired Debt			
2	General and Mortgage Bonds (continued):			
3	2003 Series A, due 9-01-2030	12/1/2013		
4	2008 Series LT, due 12-01-2038	12/1/2013		
5	(Refunding 2013 B issued 8-27-2013, due 2024 - 110070)		99,000,000	(3,403,359)
6	2004 Series A, due 06-01-2029	6/1/2014		
7	2004 Series B, due 4-1-2028	4/1/2014		
8	2009 Series BT, due 12-1-2036	6/1/2014		
9	1992-CC Loan Agreement, due 10-1-2024	4/1/2014		
10	(Refunding 2014 A issued 6-4-2014, due 2026 - 110071)		136,480,000	(2,667,439)
11	2004 Series A, due 06-01-2029	6/1/2014		
12	2004 Series B, due 10-1-2028	4/1/2014		
13	2009 Series BT, due 12-1-2036	6/1/2014		
14	1992-CC Loan Agreement, due 10-1-2024	4/1/2014		
15	(Refunding 2014 B issued 6-4-2014, due 2044 - 110072)		136,480,000	(4,001,159)
16	2004 Series D, due 08-01-2014	8/1/2014		
17	2005 Series AR, due 2-15-2015	7/23/2014		
18	2008 Series ET, due 8-1-2029	8/1/2014		
19	(Refunding 2014 D issued 7-2-2014, due 2025 - 110073)		460,000,000	(5,048,781)
20	2004 Series D, due 08-01-2014	8/1/2014		
21	2005 Series AR, due 2-15-2015	7/23/2014		
22	2008 Series ET, due 8-1-2029	8/1/2014		
23	(Refunding 2014 E issued 7-2-2014, due 2044 - 110074)		460,000,000	(5,048,780)
24	2008 Series G, due 6-15-2018	8/16/2017		
25	(Refunding 2017 B issued 8-9-2017, due 2047 - 110081)		300,000,000	(10,312,517)

Name of Respondent DTE Electric Company	This Report Is: (1) <input checked="" type="checkbox"/> An Original (2) <input type="checkbox"/> A Resubmission	Date of Report (Mo, Da, Yr)	Year of Report 2018/Q4
--	---	--------------------------------	---------------------------

UNAMORTIZED LOSS AND GAIN ON REACQUIRED DEBT (Account 189, 257) (Continued)

4. Show loss amounts in red or by enclosure in parentheses. Amortization of Loss on Reacquired Debt or credited to Account 429.1, Amortization of Gain on Reacquired Debt-Credit.

5. Explain any debits and credits other than amortization debited to Account 428.1,

Balance Beginning of Year (e)	Debits During Year (f)	Credits During Year (g)	Balance End of Year (h)	Line No.
				1
				2
				3
				4
2,052,674		330,780	1,721,894	5
				6
				7
				8
				9
1,872,212		222,441	1,649,771	10
				11
				12
				13
				14
3,524,222		133,409	3,390,813	15
				16
				17
				18
3,393,033		473,446	2,919,587	19
				20
				21
				22
4,460,169		168,308	4,291,861	23
				24
10,177,002		343,560	9,833,442	25

Name of Respondent DTE Electric Company	This Report Is: (1) <input checked="" type="checkbox"/> An Original (2) <input type="checkbox"/> A Resubmission	Date of Report (Mo, Da, Yr)	Year of Report 2018/Q4
--	---	--------------------------------	---------------------------

UNAMORTIZED LOSS AND GAIN ON REACQUIRED DEBT (Account 189, 257) (Continued)

1. Report under separate subheadings for Unamortized Loss and Unamortized Gain on Reacquired Debt, particulars of gain and loss on reacquisition applicable to each class and series of long-term debt, including maturity date. If gain or loss resulted from a refunding transaction, include also the maturity date of the new issue.

2. In column (c) show the principal amount of bonds or other long-term debt reacquired.

3. In column (d) show the net gain or net loss realized on each debt reacquisition as computed in accordance with General Instruction 16 of the Uniform System of Accounts.

Line No.	Designation of Long-Term Debt (a)	Date Reacquired (b)	Princ. Amt. Of Debt Reacquired (c)	Net Gain or Net Loss (d)
1	Account 189-Unamortized Loss on Reacquired Debt			
2	Tax exempt - Bonds and Other Loan Agreements:			
3	1999 Series AP - due 2029	9/2/2011		
4	1999 Series BP - due 2029	9/2/2011		
5	1999 Series CP - due 2029	9/2/2011		
6	(Partial refunding 4.31% 2011 D, reissued 9/1/2011, due 09-01-2023-110056)		224,670,000	(1,185,505)
7	1999 Series AP - due 2029	9/2/2011		
8	1999 Series BP - due 2029	9/2/2011		
9	1999 Series CP - due 2029	9/2/2011		
10	(Partial refunding 4.46% 2011 E, reissued 9/1/2011, due 09-01-2026-110057)		224,670,000	(894,940)
11	1999 Series AP - due 2029	9/2/2011		
12	1999 Series BP - due 2029	9/2/2011		
13	1999 Series CP - due 2029	9/2/2011		
14	(Partial refunding 5.67% 2011 D, reissued 9/1/2011, due 09-01-2041-110058)		224,670,000	(534,640)
15	2001-CP, due 2029	9/29/2011		
16	(Refunding 4.5% 2011 H, reissued 9/20/2011, due 09-01-2041-110059)		139,855,000	(4,323,530)
17				
18	Other Debt:			
19	Quarterly Income Debt Securities (QUIDS)			
20	1996 QUIDS, due 2026	3/4/2005		
21	1998 QUIDS, due 2028	3/4/2005		
22	1998-II QUIDS, due 2028	3/4/2005		
23	(Partial Refunding 2005 B issued 02/02/05, due 2035-110008)		192,561,150	(5,380,959)
24	2001 Peakers Sale Leaseback, due 2011	12/18/2007		
25	(Refunding 2007 A issued 12/18/07, due 03-15-2038 - 110034)		47,377,400	(2,729,005)

Name of Respondent DTE Electric Company	This Report Is: (1) <input checked="" type="checkbox"/> An Original (2) <input type="checkbox"/> A Resubmission	Date of Report (Mo, Da, Yr)	Year of Report 2018/Q4
--	---	--------------------------------	---------------------------

UNAMORTIZED LOSS AND GAIN ON REACQUIRED DEBT (Account 189, 257) (Continued)

4. Show loss amounts in red or by enclosure in parentheses. Amortization of Loss on Reacquired Debt or credited to Account 429.1, Amortization of Gain on Reacquired Debt-Credit.

5. Explain any debits and credits other than amortization debited to Account 428.1,

Balance Beginning of Year (e)	Debits During Year (f)	Credits During Year (g)	Balance End of Year (h)	Line No.
				1
				2
				3
				4
				5
559,822		98,792	461,030	6
				7
				8
				9
517,077		59,663	457,414	10
				11
				12
				13
421,771		17,821	403,950	14
				15
3,416,796		144,372	3,272,424	16
				17
				18
				19
				20
				21
				22
3,068,859		179,233	2,889,626	23
				24
1,823,347		90,239	1,733,108	25

Name of Respondent DTE Electric Company	This Report Is: (1) <input checked="" type="checkbox"/> An Original (2) <input type="checkbox"/> A Resubmission	Date of Report (Mo, Da, Yr)	Year of Report 2018/Q4
--	---	--------------------------------	---------------------------

UNAMORTIZED LOSS AND GAIN ON REACQUIRED DEBT (Account 189, 257) (Continued)

1. Report under separate subheadings for Unamortized Loss and Unamortized Gain on Reacquired Debt, particulars of gain and loss on reacquisition applicable to each class and series of long-term debt, including maturity date. If gain or loss resulted from a refunding transaction, include also the maturity date of the new issue.

2. In column (c) show the principal amount of bonds or other long-term debt reacquired.
3. In column (d) show the net gain or net loss realized on each debt reacquisition as computed in accordance with General Instruction 16 of the Uniform System of Accounts.

Line No.	Designation of Long-Term Debt (a)	Date Reacquired (b)	Princ. Amt. Of Debt Reacquired (c)	Net Gain or Net Loss (d)
1	Account 189-Unamortized Loss on Reacquired Debt			
2	Other Debt: (Continued)			
3	Amortization of 2010 Series CT, due 12-1-2030			
4	(2010 Series CT called 12-1-2015 - 110077)	12/1/2015	19,855,000	(549,311)
5				
6				
7				
8				
9				
10				
11				
12				
13				
14				
15				
16				
17				
18				
19				
20				
21				
22				
23				
24				
25			3,759,518,550	(62,953,289)

Name of Respondent DTE Electric Company	This Report Is: (1) <input checked="" type="checkbox"/> An Original (2) <input type="checkbox"/> A Resubmission	Date of Report (Mo, Da, Yr)	Year of Report 2018/Q4
--	---	--------------------------------	---------------------------

UNAMORTIZED LOSS AND GAIN ON REACQUIRED DEBT (Account 189, 257) (Continued)

4. Show loss amounts in red or by enclosure in parentheses. Amortization of Loss on Reacquired Debt or credited to Account 429.1, Amortization of Gain on Reacquired Debt-Credit.

5. Explain any debits and credits other than amortization debited to Account 428.1,

Balance Beginning of Year (e)	Debits During Year (f)	Credits During Year (g)	Balance End of Year (h)	Line No.
				1
				2
				3
473,017		36,620	436,397	4
				5
				6
				7
				8
				9
				10
				11
				12
				13
				14
				15
				16
				17
				18
				19
				20
				21
				22
				23
				24
45,958,709	0	3,188,944	42,769,765	25

Name of Respondent DTE Electric Company	This Report Is: (1) <input checked="" type="checkbox"/> An Original (2) <input type="checkbox"/> A Resubmission	Date of Report (Mo, Da, Yr) / /	Year/Period of Report End of <u>2018/Q4</u>
--	---	---------------------------------------	--

CAPITAL STOCKS (Account 201 and 204)

1. Report below the particulars (details) called for concerning common and preferred stock at end of year, distinguishing separate series of any general class. Show separate totals for common and preferred stock. If information to meet the stock exchange reporting requirement outlined in column (a) is available from the SEC 10-K Report Form filing, a specific reference to report form (i.e., year and company title) may be reported in column (a) provided the fiscal years for both the 10-K report and this report are compatible.

2. Entries in column (b) should represent the number of shares authorized by the articles of incorporation as amended to end of year.

Line No.	Class and Series of Stock and Name of Stock Series (a)	Number of shares Authorized by Charter (b)	Par or Stated Value per share (c)	Call Price at End of Year (d)
1	Account 201			
2	Common Stock	400,000,000	10.00	
3				
4	TOTAL COMMON STOCK	400,000,000		
5				
6	Account 204			
7	Preferred Stock Cumulative	6,747,484	100.00	
8				
9	TOTAL PREFERRED STOCK	6,747,484		
10				
11	Cumulative Preference Stock	30,000,000	1.00	
12				
13	TOTAL PREFERENCE STOCK	30,000,000		
14				
15				
16				
17				
18				
19				
20				
21				
22				
23				
24				
25				
26				
27				
28				
29				
30				
31				
32				
33				
34				
35				
36				
37				
38				
39				
40				
41				
42				

Name of Respondent DTE Electric Company	This Report Is: (1) <input checked="" type="checkbox"/> An Original (2) <input type="checkbox"/> A Resubmission	Date of Report (Mo, Da, Yr) / /	Year/Period of Report End of 2018/Q4
--	---	---------------------------------------	---

CAPITAL STOCKS (Account 201 and 204) (Continued)

3. Give particulars (details) concerning shares of any class and series of stock authorized to be issued by a regulatory commission which have not yet been issued.

4. The identification of each class of preferred stock should show the dividend rate and whether the dividends are cumulative or non-cumulative.

5. State in a footnote if any capital stock which has been nominally issued is nominally outstanding at end of year.

Give particulars (details) in column (a) of any nominally issued capital stock, reacquired stock, or stock in sinking and other funds which is pledged, stating name of pledgee and purposes of pledge.

OUTSTANDING PER BALANCE SHEET (Total amount outstanding without reduction for amounts held by respondent)		HELD BY RESPONDENT				Line No.
Shares (e)	Amount (f)	AS REACQUIRED STOCK (Account 217)		IN SINKING AND OTHER FUNDS		
		Shares (g)	Cost (h)	Shares (i)	Amount (j)	
						1
138,632,324	1,386,142,709					2
						3
138,632,324	1,386,142,709					4
						5
						6
						7
						8
						9
						10
						11
						12
						13
						14
						15
						16
						17
						18
						19
						20
						21
						22
						23
						24
						25
						26
						27
						28
						29
						30
						31
						32
						33
						34
						35
						36
						37
						38
						39
						40
						41
						42

Name of Respondent DTE Electric Company	This Report Is: (1) <input checked="" type="checkbox"/> An Original (2) <input type="checkbox"/> A Resubmission	Date of Report (Mo, Da, Yr)	Year of Report 2018/Q4
--	---	--------------------------------	---------------------------

CAPITAL STOCK SUBSCRIBED, CAPITAL STOCK LIABILITY FOR CONVERSION, PREMIUM ON CAPITAL STOCK AND INSTALLMENTS RECEIVED ON CAPITAL STOCK
(Accounts 202 & 205, 203 & 206, 207, 212)

- | | |
|---|---|
| <p>1. Show for each of the above accounts the amounts applying to each class and series of capital stock.</p> <p>2. For Account 202, <i>Common Stock Subscribed</i>, and Account 205, <i>Preferred Stock Subscribed</i>, show the subscription price and the balance due on each class at the end of year.</p> <p>3. Describe in a footnote the agreement and transactions under which a conversion liability existed</p> | <p>under Account 203, <i>Common Stock Liability for Conversion</i>, or Account 206, <i>Preferred Stock Liability for Conversion</i>, at the end of the year.</p> <p>4. For Premium on Account 207, <i>Capital Stock</i>, designate with a double asterisk any amounts representing the excess of consideration received over stated values of stocks without par value.</p> |
|---|---|

Line No.	Name of Account & Description of Item (a)	Number of Shares (b)	Amount (c)
1	Account 202 - Common Stock Subscribed:		
2	None		
3			
4	Account 203 - Common Stock Liability for Conversion:		
5	None		
6			
7	Account 205 - Preferred Stock Subscribed:		
8	None		
9			
10	Account 206 - Preferred Stock Liability for Conversion:		
11	None		
12			
13	Account 207 - Premium on Capital Stock:		\$ 1,103,397,194
14			
15			
16	Account 212 - Installments Received on Capital Stock:		
17	None		
18			
19			
20			
21			
22			
23			
24			
25			
26			
27			
28			
29			
30			
31			
32			
33			
34			
35			
36			
37			
38			
39			
40	TOTAL		\$ 1,103,397,194

Name of Respondent DTE Electric Company	This Report Is: (1) <input checked="" type="checkbox"/> An Original (2) <input type="checkbox"/> A Resubmission	Date of Report (Mo, Da, Yr) / /	Year/Period of Report End of <u>2018/Q4</u>
--	---	---------------------------------------	--

OTHER PAID-IN CAPITAL (Accounts 208-211, inc.)

Report below the balance at the end of the year and the information specified below for the respective other paid-in capital accounts. Provide a subheading for each account and show a total for the account, as well as total of all accounts for reconciliation with balance sheet, Page 112. Add more columns for any account if deemed necessary. Explain changes made in any account during the year and give the accounting entries effecting such change.

- (a) Donations Received from Stockholders (Account 208)-State amount and give brief explanation of the origin and purpose of each donation.
- (b) Reduction in Par or Stated value of Capital Stock (Account 209): State amount and give brief explanation of the capital change which gave rise to amounts reported under this caption including identification with the class and series of stock to which related.
- (c) Gain on Resale or Cancellation of Reacquired Capital Stock (Account 210): Report balance at beginning of year, credits, debits, and balance at end of year with a designation of the nature of each credit and debit identified by the class and series of stock to which related.
- (d) Miscellaneous Paid-in Capital (Account 211)-Classify amounts included in this account according to captions which, together with brief explanations, disclose the general nature of the transactions which gave rise to the reported amounts.

Line No.	Item (a)	Amount (b)
1	Account 208 - Donations received from stockholders	
2	None	
3		
4	Account 209 - Reduction in par or stated value of capital stock	
5	None	
6		
7	Account 210 -Gain on resale or cancellation of reaquired capital stock	
8	None	
9		
10	Account 211 - Miscellaneous paid in capital:	
11	Balance December 31, 2017	1,860,000,000
12	Capital contribution by parent company	325,000,000
13		
14		
15		
16		
17		
18		
19		
20		
21		
22		
23		
24		
25		
26		
27		
28		
29		
30		
31		
32		
33		
34		
35		
36		
37		
38		
39		
40	TOTAL	2,185,000,000

Name of Respondent DTE Electric Company	This Report Is: (1) <input checked="" type="checkbox"/> An Original (2) <input type="checkbox"/> A Resubmission	Date of Report (Mo, Da, Yr)	Year of Report 2018/Q4
--	---	--------------------------------	---------------------------

DISCOUNT ON CAPITAL STOCK (Account 213)

1. Report the balance at end of year of discount on capital stock for each class and series of capital stock. attach a statement giving particulars (details) of the change. State the reason for any charge-off during the year and specify the amount charged.
2. If any change occurred during the year in the balance with respect to any class or series of stock,

Line No.	Class and Series of Stock (a)	Balance at End of Year (b)
1	None	
2		
3		
4		
5		
6		
7		
8		
9		
10		
11		
12		
13		
14		
15		
16		
17	TOTAL	\$ -

CAPITAL STOCK EXPENSE (Account 214)

1. Report the balance at end of year of capital stock expenses for each class and series of capital stock. attach a statement giving particulars (details) of the change. State the reason for any charge-off of capital stock expense and specify the account charged.
2. If any change occurred during the year in the balance with respect to any class or series of stock,

Line No.	Class and Series of Stock (a)	Balance at End of Year (b)
1	Common Stock	\$ 44,005,181
2		
3		
4		
5		
6		
7		
8		
9		
10		
11		
12		
13		
14		
15		
16		
17		
18	TOTAL	\$ 44,005,181

Name of Respondent DTE Electric Company	This Report Is: (1) <input checked="" type="checkbox"/> An Original (2) <input type="checkbox"/> A Resubmission	Date of Report (Mo, Da, Yr)	Year of Report 2018/Q4
--	---	--------------------------------	---------------------------

**SECURITIES ISSUED OR ASSUMED AND SECURITIES REFUNDED OR RETIRED
DURING THE YEAR**

- | | |
|--|---|
| <p>1. Furnish a supplemental statement giving a brief description of security financing and refinancing transactions during the year and the accounting for the securities, discounts, premiums, expenses, and related gains or losses. Identify as to Commission authorization numbers and dates.</p> <p>2. Furnish particulars (details) showing fully the accounting for the total principal amount, par value, or stated value of each class and series of security issued, assumed, retired, or refunded and the accounting for premiums, discounts, expenses, and gains or losses relating to the securities. Set forth the facts of the accounting clearly with regard to redemption premiums, unamortized discounts, expenses, and gains or losses relating to securities retired or refunded, including the accounting for such amounts carried in the respondent's accounts at the date of the refunding or refinancing transactions with respect to securities previously refunded or retired.</p> <p>3. Include in the identification of each class and series of security, as appropriate, the interest or dividend</p> | <p>rate, nominal date of issuance, maturity date, aggregate principal amount, par value or stated value, and number of shares. Give also the issuance of redemption price and name of the principal underwriting firm through which the security transactions were consummated.</p> <p>4. Where the accounting for amounts relating to securities refunded or retired is other than that specified in General Instruction 16 of the Uniform System of Accounts, give references to the commission authorization for the different accounting and state the accounting method.</p> <p>5. For securities assumed, give the name of the company for which the liability on the securities was assumed as well as particulars (details) of the transactions whereby the respondent undertook to pay obligations of another company. If any unamortized discounts, premiums, expenses, and gains or losses were taken over onto the respondent's books, furnish details of these amounts with amounts relating to refunded securities clearly earmarked.</p> |
|--|---|

SECURITIES REDEEMED

None.

SECURITIES ISSUED OR REMARKETED

\$525,000,000 - 2018 Series A 4.05% General and Refunding Mortgage Bonds due 2048 was issued on May 7, 2018 at a price of 99.551% with underwriters Barclays Capital, BNP Paribas, Merrill Lynch, and TD Securities, among others.

The proceeds will be used to finance expenditures for solar and wind energy, payments under power purchase agreements for solar and wind energy, and energy optimization programs.

The principal amount of \$525,000,000 was credited to Account 221 and issuance expenses of \$5,748,816 were charged to Account 181. These costs of issuance will be amortized over the life of the Bonds by charges to Account 428.

The issuance of 2018 Series A was authorized by the Federal Energy Regulatory Commission under Docket No. ES18-28-000, dated June 4, 2018.

Name of Respondent DTE Electric Company	This Report Is: (1) <input checked="" type="checkbox"/> An Original (2) <input type="checkbox"/> A Resubmission	Date of Report (Mo, Da, Yr) / /	Year/Period of Report End of 2018/Q4
--	---	---------------------------------------	---

LONG-TERM DEBT (Account 221, 222, 223 and 224)

1. Report by balance sheet account the particulars (details) concerning long-term debt included in Accounts 221, Bonds, 222, Reacquired Bonds, 223, Advances from Associated Companies, and 224, Other long-Term Debt.
2. In column (a), for new issues, give Commission authorization numbers and dates.
3. For bonds assumed by the respondent, include in column (a) the name of the issuing company as well as a description of the bonds.
4. For advances from Associated Companies, report separately advances on notes and advances on open accounts. Designate demand notes as such. Include in column (a) names of associated companies from which advances were received.
5. For receivers, certificates, show in column (a) the name of the court -and date of court order under which such certificates were issued.
6. In column (b) show the principal amount of bonds or other long-term debt originally issued.
7. In column (c) show the expense, premium or discount with respect to the amount of bonds or other long-term debt originally issued.
8. For column (c) the total expenses should be listed first for each issuance, then the amount of premium (in parentheses) or discount. Indicate the premium or discount with a notation, such as (P) or (D). The expenses, premium or discount should not be netted.
9. Furnish in a footnote particulars (details) regarding the treatment of unamortized debt expense, premium or discount associated with issues redeemed during the year. Also, give in a footnote the date of the Commission's authorization of treatment other than as specified by the Uniform System of Accounts.

Line No.	Class and Series of Obligation, Coupon Rate (For new issue, give commission Authorization numbers and dates) (a)	Principal Amount Of Debt issued (b)	Total expense, Premium or Discount (c)
1	Account 221 - Senior Notes		
2	(Secured by General and Refunding Mortgage Bonds)		
3	2002 Series B, 6.35% - #110005	225,000,000	2,152,605
4	- 110005 (Continued)		1,516,500 D
5	2005 Series B, 5.45% - #110008	200,000,000	2,051,757
6	-110008 (Continued)		824,000 D
7	2005 Series C, 5.19% - #110009	100,000,000	488,141
8	2005 Series E, 5.7% - #110010	250,000,000	2,460,872
9	- 110010 (Continued)		1,490,000 D
10	2006 Series A, 6.625% - #110011	250,000,000	2,479,962
11	- 110011 (Continued)		135,000 D
12	2007 Series A, 6.47% - #110034	50,000,000	415,774
13	2010 Series B, 3.45% Senior Notes - #110049	300,000,000	2,357,127
14	(Authorized by FERC in Docket No. ES09-16-000, dated April 28, 2009)		1,206,000 D
15	2010 Series A, 4.89% Senior Notes - #110050	300,000,000	1,737,866
16	(Authorized by FERC in Docket No. ES09-16-000, dated April 29, 2009)		
17	2011 Series B, 3.90% - #110054	250,000,000	1,996,755
18	- 110054 (Continued)		662,500 D
19	2011 Series D, 4.31% - #110056	102,000,000	601,222
20	2011 Series E, 4.46% - #110057	77,000,000	453,863
21	2011 Series F, 5.67% - #110058	46,000,000	271,139
22	2011 Series H, 4.50% - #110059	140,000,000	1,472,943
23	- 110059 (Continued)		1,587,600 D
24	2012 Series A, 2.65% - #110061	250,000,000	1,999,574
25	- 110061 (Continued)		390,000 D
26	2012 Series B, 3.95% - #110062	250,000,000	2,561,074
27	- 110062 (Continued)		1,087,500 D
28	2013 Series A, 4.0% - #110067	375,000,000	3,932,351
29	- 110067 (Continued)		1,691,250 D
30	2013 Series B, 3.65% - #110068	400,000,000	3,171,862
31	- 110068 (Continued)		1,636,000 D
32	2014 Series A, 3.77% - #110071	100,000,000	608,023
33	TOTAL	6,552,700,000	78,829,869

Name of Respondent DTE Electric Company	This Report Is: (1) <input checked="" type="checkbox"/> An Original (2) <input type="checkbox"/> A Resubmission	Date of Report (Mo, Da, Yr) / /	Year/Period of Report End of 2018/Q4
--	---	---------------------------------------	---

LONG-TERM DEBT (Account 221, 222, 223 and 224) (Continued)

10. Identify separate undisposed amounts applicable to issues which were redeemed in prior years.
11. Explain any debits and credits other than debited to Account 428, Amortization and Expense, or credited to Account 429, Premium on Debt - Credit.
12. In a footnote, give explanatory (details) for Accounts 223 and 224 of net changes during the year. With respect to long-term advances, show for each company: (a) principal advanced during year, (b) interest added to principal amount, and (c) principle repaid during year. Give Commission authorization numbers and dates.
13. If the respondent has pledged any of its long-term debt securities give particulars (details) in a footnote including name of pledgee and purpose of the pledge.
14. If the respondent has any long-term debt securities which have been nominally issued and are nominally outstanding at end of year, describe such securities in a footnote.
15. If interest expense was incurred during the year on any obligations retired or reacquired before end of year, include such interest expense in column (i). Explain in a footnote any difference between the total of column (i) and the total of Account 427, interest on Long-Term Debt and Account 430, Interest on Debt to Associated Companies.
16. Give particulars (details) concerning any long-term debt authorized by a regulatory commission but not yet issued.

Nominal Date of Issue (d)	Date of Maturity (e)	AMORTIZATION PERIOD		Outstanding (Total amount outstanding without reduction for amounts held by respondent) (h)	Interest for Year Amount (i)	Line No.
		Date From (f)	Date To (g)			
						1
						2
10/23/02	10/15/32	10/23/02	10/15/32	225,000,000	14,287,500	3
						4
02/07/05	02/15/35	02/07/05	02/15/35	200,000,000	10,900,000	5
						6
09/29/05	10/01/23	09/29/05	10/01/23	100,000,000	5,190,000	7
10/06/05	10/01/37	10/06/05	10/01/37	250,000,000	14,250,000	8
						9
06/01/06	06/01/36	06/01/06	06/01/36	250,000,000	16,562,500	10
						11
12/18/2007	03/15/38	12/18/07	3/15/38	50,000,000	3,235,000	12
08/19/10	10/01/20	08/19/10	10/01/20	300,000,000	10,350,000	13
						14
09/15/10	09/15/20	09/15/10	09/15/20	300,000,000	14,670,000	15
						16
05/18/11	06/01/21	05/18/11	06/01/21	250,000,000	9,750,000	17
						18
09/01/11	09/01/23	09/01/11	09/01/23	102,000,000	4,396,200	19
09/01/11	09/01/26	09/01/11	09/01/26	77,000,000	3,434,200	20
09/01/11	09/01/41	09/01/11	09/01/41	46,000,000	2,608,200	21
09/20/11	09/01/41	09/20/11	09/01/41	140,000,000	6,300,000	22
						23
06/22/12	06/15/22	06/22/12	06/15/22	250,000,000	6,625,000	24
						25
06/22/12	06/15/42	06/22/12	06/15/42	250,000,000	9,875,000	26
						27
3/27/13	4/1/43	3/27/13	4/1/43	375,000,000	15,000,000	28
						29
8/27/13	3/15/24	8/27/13	3/15/24	400,000,000	14,600,000	30
						31
6/04/14	6/01/26	6/04/14	6/01/26	100,000,000	3,770,000	32
				6,552,700,000	270,242,931	33

Name of Respondent DTE Electric Company	This Report Is: (1) <input checked="" type="checkbox"/> An Original (2) <input type="checkbox"/> A Resubmission	Date of Report (Mo, Da, Yr) / /	Year/Period of Report End of 2018/Q4
--	---	---------------------------------------	---

LONG-TERM DEBT (Account 221, 222, 223 and 224)

1. Report by balance sheet account the particulars (details) concerning long-term debt included in Accounts 221, Bonds, 222, Recquired Bonds, 223, Advances from Associated Companies, and 224, Other long-Term Debt.
2. In column (a), for new issues, give Commission authorization numbers and dates.
3. For bonds assumed by the respondent, include in column (a) the name of the issuing company as well as a description of the bonds.
4. For advances from Associated Companies, report separately advances on notes and advances on open accounts. Designate demand notes as such. Include in column (a) names of associated companies from which advances were received.
5. For receivers, certificates, show in column (a) the name of the court -and date of court order under which such certificates were issued.
6. In column (b) show the principal amount of bonds or other long-term debt originally issued.
7. In column (c) show the expense, premium or discount with respect to the amount of bonds or other long-term debt originally issued.
8. For column (c) the total expenses should be listed first for each issuance, then the amount of premium (in parentheses) or discount. Indicate the premium or discount with a notation, such as (P) or (D). The expenses, premium or discount should not be netted.
9. Furnish in a footnote particulars (details) regarding the treatment of unamortized debt expense, premium or discount associated with issues redeemed during the year. Also, give in a footnote the date of the Commission's authorization of treatment other than as specified by the Uniform System of Accounts.

Line No.	Class and Series of Obligation, Coupon Rate (For new issue, give commission Authorization numbers and dates) (a)	Principal Amount Of Debt issued (b)	Total expense, Premium or Discount (c)
1	2014 Series B, 4.6% - #110072	150,000,000	911,981
2	2014 Series D, 3.375% - #110073	350,000,000	2,773,115
3	- 110073 (Continued)		486,500 D
4	2014 Series E, 4.3% - #110074	350,000,000	3,560,615
5	- 110074 (Continued)		528,500 D
6	2015 Series A, 3.70% - #110075	500,000,000	5,155,799
7	- 110075 (Continued)		1,170,000 D
8	2016 Series A, 3.70% - #110078	300,000,000	3,305,808
9	- 110078 (Continued)		222,000 D
10	2017 Series B, 3.75% - #110081	440,000,000	4,821,960
11	- 110081 (Continued)		237,600 D
12	2018 Series A, 4.05% - #110082	525,000,000	5,748,816
13	- 110082 (Continued)		2,357,250 D
14			
15	Subtotal	6,280,000,000	74,719,204
16			
17	Account 221 - Tax Exempt Revenue Bond Obligations - Loan Agreements		
18	(Secured by corresponding amounts of General and Refunding Mortgage Bonds)		
19	1991 Series CP, 7% - #110014	32,800,000	1,136,400
20	1992 Series AP, 6.95% - 110015	66,000,000	1,700,962
21	2008 Series KT, 5.625% - #110043	32,375,000	549,595
22	Series 2008 ET-2, Variable Rate Ltd Obligation Refunding Revenue Bonds -#110080	59,175,000	302,755
23	1995 Series CC, 1.45% - #110079	82,350,000	420,953
24			
25			
26	Subtotal	272,700,000	4,110,665
27			
28			
29			
30	Account 223 - Advances from Associated Companies		
31	None		
32			
33	TOTAL	6,552,700,000	78,829,869

Name of Respondent DTE Electric Company	This Report Is: (1) <input checked="" type="checkbox"/> An Original (2) <input type="checkbox"/> A Resubmission	Date of Report (Mo, Da, Yr) / /	Year/Period of Report End of 2018/Q4
--	---	---------------------------------------	---

LONG-TERM DEBT (Account 221, 222, 223 and 224) (Continued)

10. Identify separate undisposed amounts applicable to issues which were redeemed in prior years.
11. Explain any debits and credits other than debited to Account 428, Amortization and Expense, or credited to Account 429, Premium on Debt - Credit.
12. In a footnote, give explanatory (details) for Accounts 223 and 224 of net changes during the year. With respect to long-term advances, show for each company: (a) principal advanced during year, (b) interest added to principal amount, and (c) principle repaid during year. Give Commission authorization numbers and dates.
13. If the respondent has pledged any of its long-term debt securities give particulars (details) in a footnote including name of pledgee and purpose of the pledge.
14. If the respondent has any long-term debt securities which have been nominally issued and are nominally outstanding at end of year, describe such securities in a footnote.
15. If interest expense was incurred during the year on any obligations retired or reacquired before end of year, include such interest expense in column (i). Explain in a footnote any difference between the total of column (i) and the total of Account 427, interest on Long-Term Debt and Account 430, Interest on Debt to Associated Companies.
16. Give particulars (details) concerning any long-term debt authorized by a regulatory commission but not yet issued.

Nominal Date of Issue (d)	Date of Maturity (e)	AMORTIZATION PERIOD		Outstanding (Total amount outstanding without reduction for amounts held by respondent) (h)	Interest for Year Amount (i)	Line No.
		Date From (f)	Date To (g)			
6/04/14	6/01/44	6/04/14	6/01/44	150,000,000	6,900,000	1
7/02/14	3/01/25	7/02/14	3/01/25	350,000,000	11,812,500	2
						3
7/02/14	7/01/44	7/02/14	7/01/44	350,000,000	15,050,000	4
						5
3/11/15	3/15/45	3/11/15	3/15/45	500,000,000	18,500,000	6
						7
5/17/16	6/01/46	5/17/16	6/01/46	300,000,000	11,100,000	8
						9
8/09/17	8/15/47	8/09/17	8/15/47	440,000,000	16,500,000	10
						11
5/7/18	5/15/48	5/7/18	5/15/48	525,000,000	13,820,625	12
						13
						14
				6,280,000,000	259,486,725	15
						16
						17
						18
05/20/91	05/01/21	05/20/91	05/01/21	32,800,000	2,296,000	19
03/24/92	09/01/22	03/24/92	09/01/22	66,000,000	4,587,000	20
06/01/09	07/01/20	06/01/09	07/01/20	32,375,000	1,821,094	21
09/01/16	09/01/21	09/01/16	09/01/21	59,175,000	858,037	22
09/01/16	09/01/21	09/01/16	09/01/21	82,350,000	1,194,075	23
						24
						25
				272,700,000	10,756,206	26
						27
						28
						29
						30
						31
						32
				6,552,700,000	270,242,931	33

Name of Respondent DTE Electric Company	This Report Is: (1) <input checked="" type="checkbox"/> An Original (2) <input type="checkbox"/> A Resubmission	Date of Report (Mo, Da, Yr) / /	Year/Period of Report End of 2018/Q4
--	---	---------------------------------------	---

LONG-TERM DEBT (Account 221, 222, 223 and 224)

1. Report by balance sheet account the particulars (details) concerning long-term debt included in Accounts 221, Bonds, 222, Reacquired Bonds, 223, Advances from Associated Companies, and 224, Other long-Term Debt.
2. In column (a), for new issues, give Commission authorization numbers and dates.
3. For bonds assumed by the respondent, include in column (a) the name of the issuing company as well as a description of the bonds.
4. For advances from Associated Companies, report separately advances on notes and advances on open accounts. Designate demand notes as such. Include in column (a) names of associated companies from which advances were received.
5. For receivers, certificates, show in column (a) the name of the court -and date of court order under which such certificates were issued.
6. In column (b) show the principal amount of bonds or other long-term debt originally issued.
7. In column (c) show the expense, premium or discount with respect to the amount of bonds or other long-term debt originally issued.
8. For column (c) the total expenses should be listed first for each issuance, then the amount of premium (in parentheses) or discount. Indicate the premium or discount with a notation, such as (P) or (D). The expenses, premium or discount should not be netted.
9. Furnish in a footnote particulars (details) regarding the treatment of unamortized debt expense, premium or discount associated with issues redeemed during the year. Also, give in a footnote the date of the Commission's authorization of treatment other than as specified by the Uniform System of Accounts.

Line No.	Class and Series of Obligation, Coupon Rate (For new issue, give commission Authorization numbers and dates) (a)	Principal Amount Of Debt issued (b)	Total expense, Premium or Discount (c)
1	Subtotal		
2			
3			
4	Account 224 - Loan Agreements		
5	None		
6			
7	Subtotal		
8			
9			
10			
11			
12			
13			
14			
15			
16			
17			
18			
19			
20			
21			
22			
23			
24			
25			
26			
27			
28			
29			
30			
31			
32			
33	TOTAL	6,552,700,000	78,829,869

Name of Respondent DTE Electric Company	This Report Is: (1) <input checked="" type="checkbox"/> An Original (2) <input type="checkbox"/> A Resubmission	Date of Report (Mo, Da, Yr) / /	Year/Period of Report End of <u>2018/Q4</u>
--	---	---------------------------------------	--

LONG-TERM DEBT (Account 221, 222, 223 and 224) (Continued)

10. Identify separate undisposed amounts applicable to issues which were redeemed in prior years.
11. Explain any debits and credits other than debited to Account 428, Amortization and Expense, or credited to Account 429, Premium on Debt - Credit.
12. In a footnote, give explanatory (details) for Accounts 223 and 224 of net changes during the year. With respect to long-term advances, show for each company: (a) principal advanced during year, (b) interest added to principal amount, and (c) principle repaid during year. Give Commission authorization numbers and dates.
13. If the respondent has pledged any of its long-term debt securities give particulars (details) in a footnote including name of pledgee and purpose of the pledge.
14. If the respondent has any long-term debt securities which have been nominally issued and are nominally outstanding at end of year, describe such securities in a footnote.
15. If interest expense was incurred during the year on any obligations retired or reacquired before end of year, include such interest expense in column (i). Explain in a footnote any difference between the total of column (i) and the total of Account 427, interest on Long-Term Debt and Account 430, Interest on Debt to Associated Companies.
16. Give particulars (details) concerning any long-term debt authorized by a regulatory commission but not yet issued.

Nominal Date of Issue (d)	Date of Maturity (e)	AMORTIZATION PERIOD		Outstanding (Total amount outstanding without reduction for amounts held by respondent) (h)	Interest for Year Amount (i)	Line No.
		Date From (f)	Date To (g)			
						1
						2
						3
						4
						5
						6
						7
						8
						9
						10
						11
						12
						13
						14
						15
						16
						17
						18
						19
						20
						21
						22
						23
						24
						25
						26
						27
						28
						29
						30
						31
						32
				6,552,700,000	270,242,931	33

Name of Respondent DTE Electric Company	This Report is: (1) <input checked="" type="checkbox"/> An Original (2) <input type="checkbox"/> A Resubmission	Date of Report (Mo, Da, Yr) / /	Year/Period of Report 2018/Q4
FOOTNOTE DATA			

Schedule Page: 256.1 Line No.: 12 Column: b

\$525,000,000 - 2018 Series A 4.05% General and Refunding Mortgage Bonds due 2048 was issued on May 7, 2018 at a price of 99.551% with underwriters Barclays Capital, BNP Paribas, Bank of America Merrill Lynch, and TD Securities, among others.

The proceeds will be used to finance expenditures for solar and wind energy, payments under power purchase agreements for solar and wind energy, and energy optimization programs.

The principal amount of \$525,000,000 was credited to account 221 and issuance expenses of \$5,748,816 were charged to account 181. These costs of issuance will be amortized over the life of the bonds by charges to account 428.

The issuance of 2018 Series A was authorized by the Federal Energy Regulatory Commission under Docket No. ES16-29-000, dated May 27, 2016.

Name of Respondent DTE Electric Company	This Report Is: (1) <input checked="" type="checkbox"/> An Original (2) <input type="checkbox"/> A Resubmission	Date of Report (Mo, Da, Yr)	Year of Report 2018/Q4
--	---	--------------------------------	---------------------------

NOTES PAYABLE (Accounts 231)

1. Report the particulars indicated concerning notes payable at end of year.
2. Give particulars of collateral pledged, if any.
3. Furnish particulars for any formal or informal compensating balance agreements covering open lines or credit.
4. Any demand notes should be designated as such in column (d).
5. Minor amounts may be grouped by classes, showing the number of such amounts.

Line No.	Payee (a)	Purpose for which issued (b)	Date of Note (c)	Date of Maturity (d)	Int. Rate (e)	Balance End of Year (f)
1						
2	Commercial Paper	General	Various	Various	Various	\$148,883,389
3						
4	Dell EMC Corporation	Licensed Software	12/4/2018	12/3/2021	2.88%	\$3,567,304
5						
6	International Business Machines	Licensed Software	12/31/2018	12/31/2021	3.06%	\$2,782,631
7						
8	Other	Various	Various	Various	Various	\$1,150,216
9						
10						
11						
12						
13						
14						
15						
16						
17						
18						
19						
20						
21						
22						
23						
24						
25						
26						
27						
	TOTAL					\$156,383,540

Name of Respondent DTE Electric Company	This Report Is: (1) <input checked="" type="checkbox"/> An Original (2) <input type="checkbox"/> A Resubmission	Date of Report (Mo, Da, Yr)	Year of Report 2018/Q4
--	---	--------------------------------	---------------------------

PAYABLES TO ASSOCIATED COMPANIES* (Accounts 233, 234)

1. Report particulars of notes and accounts payable to associated companies at end of year.
2. Provide separate totals for Accounts 233, Notes Payable to Associated Companies, and 234, Accounts Payable to Associated Companies, in addition to total for the combined accounts.
3. List each note separately and state the purpose for which issued. Show also in column (a) date of note, maturity and interest rate.
4. Include in column (f) the amount of any interest expense during the year on notes or accounts that were paid before the end of the year.
5. If collateral has been pledged as security to the payment of any note or account, describe such collateral.

**See definition on page 226B*

Line No.	Particulars (a)	Balance Beginning of Year (b)	Totals for Year		Balance End of Year (e)	Interest for Year (f)
			Debits (c)	Credits (d)		
1	Account 233					
2	DTE Energy Company	16,024,537	-	6,427,623	22,452,160	1,292,981
3	Midwest Energy Resources Company	-	-	-	-	2,633
4	Total Notes Payable	16,024,537	-	6,427,623	22,452,160	1,295,614
5	Note: Notes Payable to associated companies arise from the Inter-Company Loan Agreement.					
6	Purpose: To provide a line of credit from associated companies.					
7	Maturity Date: N/A					
8	Interest Rate: Adjusted monthly based on the prior month commercial paper market rate. December 2018 rate 2.4554%					
9	Account 234					
10	DTE Energy Company	2,029,720	-	15,589,018	17,618,738	
11	DTE Energy Resources LLC	116,108	-	1,023	117,131	
12	DTE Biomass Energy Inc	5,130	92	-	5,038	
13	Westside Gas Producers LLC	228	-	-	228	
14	DTE Energy Trading	55,908	-	2,181	58,089	
15	River Rouge Unit No. 1 LLC	1,866	1,857	-	9	
16	DTE Energy Services Inc	99,008	-	111,434	210,442	
17	DTE ES Operations LLC	5,883	2,872	-	3,011	
18	Syndeco Realty Corporation	33,448	-	-	33,448	
19	Midwest Energy Resources Company	1,184,365	-	552,439	1,736,804	
20	St. Clair Energy Company	-	-	162	162	
21	St. Clair Fuels Co LLC	791,667	-	-	791,667	
22	DTE Gas Company	17,600,941	-	2,411,615	20,012,556	
23	Citizens Gas Fuel Co	9,535	1,658	-	7,877	
24	DTE Gas Enterprises LLC	7,365	-	2,899	10,264	
25	DTE Pipeline Co	16,399	761	-	15,638	

Name of Respondent DTE Electric Company	This Report Is: (1) <input checked="" type="checkbox"/> An Original (2) <input type="checkbox"/> A Resubmission	Date of Report (Mo, Da, Yr)	Year of Report 2018/Q4
--	---	--------------------------------	---------------------------

PAYABLES TO ASSOCIATED COMPANIES* (Accounts 233, 234)

1. Report particulars of notes and accounts payable to associated companies at end of year.
2. Provide separate totals for Accounts 233, Notes Payable to Associated Companies, and 234, Accounts Payable to Associated Companies, in addition to total for the combined accounts.
3. List each note separately and state the purpose for which issued. Show also in column (a) date of note, maturity and interest rate.
4. Include in column (f) the amount of any interest expense during the year on notes or accounts that were paid before the end of the year.
5. If collateral has been pledged as security to the payment of any note or account, describe such collateral.

**See definition on page 226B*

Line No.	Particulars (a)	Balance Beginning of Year (b)	Totals for Year		Balance End of Year (e)	Interest for Year (f)
			Debits (c)	Credits (d)		
26	DTE Millennium Company	43	-	-	43	
27	DTE Vector Company	33	-	-	33	
28	DTE Gas Storage Co	2,883	644	-	2,239	
29	DTE Gas Services Co	5,310	1,236	-	4,074	
30	Monroe Fuels Company LLC	32,117	32,117	-	-	
31	Blue Water Renewables Inc	187,108	-	249,721	436,829	
32	Chouteau Fuels Co LLC	-	-	3,044	3,044	
33	DTE Energy Corp Services LLC	62,870,021	564,429	-	62,305,592	
34	DTE Nexus LLC	58	-	12,359	12,417	
35	Huron Fuels Co LLC	433,334	-	-	433,334	
36	Total Accounts Payable	85,488,478	605,666	18,935,895	103,818,707	-
37						
38						
39						
40						
41						
42						
43						
44						
45						
46						
47						
48						
49						
50	TOTAL	101,513,015	605,666	25,363,518	126,270,867	1,295,614

Name of Respondent DTE Electric Company	This Report Is: (1) <input checked="" type="checkbox"/> An Original (2) <input type="checkbox"/> A Resubmission	Date of Report (Mo, Da, Yr) / /	Year/Period of Report End of 2018/Q4
--	---	---------------------------------------	---

RECONCILIATION OF REPORTED NET INCOME WITH TAXABLE INCOME FOR FEDERAL INCOME TAXES

1. Report the reconciliation of reported net income for the year with taxable income used in computing Federal income tax accruals and show computation of such tax accruals. Include in the reconciliation, as far as practicable, the same detail as furnished on Schedule M-1 of the tax return for the year. Submit a reconciliation even though there is no taxable income for the year. Indicate clearly the nature of each reconciling amount.
2. If the utility is a member of a group which files a consolidated Federal tax return, reconcile reported net income with taxable net income as if a separate return were to be filed, indicating, however, intercompany amounts to be eliminated in such a consolidated return. State names of group member, tax assigned to each group member, and basis of allocation, assignment, or sharing of the consolidated tax among the group members.
3. A substitute page, designed to meet a particular need of a company, may be used as long as the data is consistent and meets the requirements of the above instructions. For electronic reporting purposes complete Line 27 and provide the substitute Page in the context of a footnote.

Line No.	Particulars (Details) (a)	Amount (b)
1	Net Income for the Year (Page 117)	664,743,307
2		
3		
4	Taxable Income Not Reported on Books	
5		78,208,342
6		
7		
8		
9	Deductions Recorded on Books Not Deducted for Return	
10		975,088,683
11		
12		131,345,973
13		
14	Income Recorded on Books Not Included in Return	
15		47,935,347
16		
17		
18		
19	Deductions on Return Not Charged Against Book Income	
20		1,592,655,818
21		
22		
23		
24		
25		
26		
27	Federal Tax Net Income	208,795,140
28	Show Computation of Tax:	
29		
30		
31		
32		
33		
34		
35		
36		
37		
38		
39		
40		
41		
42		
43		
44		

Name of Respondent	This Report is:	Date of Report	Year/Period of Report
DTE Electric Company	(1) <input checked="" type="checkbox"/> An Original (2) <input type="checkbox"/> A Resubmission	(Mo, Da, Yr) / /	2018/Q4
FOOTNOTE DATA			

Schedule Page: 261 Line No.: 5 Column: b

Contribution in Aid of Construction	43,593,374
Contribution in Aid of Construction - Non Property	647,150
Fermi 2 Nonqualified Decom Fund Revenue	6,255,479
Customer 360 Reg Asset	3,083,716
Transitional Recovery Mechanism	24,628,623
	78,208,342

Schedule Page: 261 Line No.: 10 Column: b

Equity in Earnings of C Corp Subs	1,394
Lobbying	3,292,000
Meals & Entertainment	2,447,460
Book Depreciation	779,912,016
Nuclear Fuel Amortization	45,199,863
Uniform Cap Costs Avoided Interest	22,963,778
State Deferred Taxes	58,292,341
Enterprise Business System Amortization	2,611,299
Reserve for Injuries and Damages	1,174,642
Severance Plans	5,000
Legal Reserve	3,705,411
Loss on Reacquired Debt	3,188,944
Inventory Reserve	1,660,421
Vacation Pay Accrual	264,860
Property Taxes	2,458,032
Environmental Reserve	1,115,675
Health Care Accrual	493,000
OPEB Regulatory Liability	12,259,383
Cost to Achieve Amortization	2,428,110
Plug In Electric Vehicle Amortization	1,244,234
Amortization of Fermi 3 Licensing Costs	4,842,518
Bad Debt Reserve	22,064,988
Original Issue Discount	290,331
Ludington Fish Mortality	52,305
Donations Perm	234,758
Fines and Penalties	2,093,337
Misc Perm Adjustment	792,583
	975,088,683

Schedule Page: 261 Line No.: 12 Column: b

Current	-9,125
Deferred	135,571,542
Investment Tax Credit	-4,216,444
Total Federal Expense	131,345,973

Schedule Page: 261 Line No.: 15 Column: b

Renewable Energy Over/Under Recovery	25,350,049
Municipal Interest Income	6,431,091
AFUDC Equity	16,154,207
	47,935,347

Schedule Page: 261 Line No.: 20 Column: b

Self Implementation Refund	5,350,463
Nuclear Refueling Outage Accrual	10,756,857

Name of Respondent	This Report is: (1) <input checked="" type="checkbox"/> An Original (2) <input type="checkbox"/> A Resubmission	Date of Report (Mo, Da, Yr)	Year/Period of Report
DTE Electric Company		//	2018/Q4
FOOTNOTE DATA			

Employee Stock Ownership Plan	8,648,457
Deferred Revenue	142,811
Pension	39,893,946
Long Term Disability Plan	227,000
AFUDC Debt	8,740,206
Removal Costs	254,083,470
Tax Depreciation	538,772,143
Tax Depreciation - Bonus Depreciation	90,459,176
Nuclear Fuel Tax Depreciation	56,087,780
Amort of Fermi 2 Licensing Costs	4,318,295
Computer Software Development Costs	64,930,911
ACRS and MACRS Dispositions	8,974,171
Casualty Loss	77,000,000
Synthetic Lease	47,886
Section 263A Adjustment	42,899,264
Repairs Allowance	228,932,117
Deferred Gain - Parking Agrmt (MGM)	352,829
Energy Optimization Over/Under Recovery	2,885,964
Reg Asset Amortization	22,209
Interest Expense	74,090
Accrued Workers Comp	325,215
Accrued Bonus	1,562,900
Renewable Energy Credits	3,370,777
Charitable Contributions	7,400,000
Supplemental Savings Plan	1,010
PSCR Over/under recovery	99,593,274
VEBA	13,874,827
Tax Reserves & Miscellaneous Taxes	1,708,440
PERC Tracker	21,219,330
	<u>1,592,655,818</u>

Schedule Page: 261 Line No.: 27 Column: b

Net Income for Tax Year (Page 117)	664,743,307
Plus Federal Income Tax (Page 261, Line 12)	131,345,973
Total Pre-Tax Income	<u>796,089,280</u>
Plus Taxable Inc Not Reported on Books (Pg. 261, Ln 4)	78,208,342
Plus Ded's Recorded on Books not Ded (Pg. 261, Ln 9)	975,088,683
Minus Inc Recorded on Books not Inc (Pg. 261, Ln 14)	47,935,347
Minus Ded's on Return not on Books (Pg. 261, Ln 19)	<u>1,592,655,818</u>
Taxable Income	208,795,140
Tax Rate	21%
Tax	43,846,980
R&D Credit and Other	-1,991,224
NOL Utilization	<u>-41,864,881</u>
Current Federal Income Tax	-9,125

The respondent is a member of an affiliated group which intends to file a consolidated federal income tax return for 2018 on or before October 15, 2019.

Name of Group Members:
Parent: DTE Energy Company
First Tier Subsidiaries:
DTE Electric Company
DTE Enterprises, Inc.

Name of Respondent	This Report is:	Date of Report	Year/Period of Report
DTE Electric Company	(1) <input checked="" type="checkbox"/> An Original (2) <input type="checkbox"/> A Resubmission	(Mo, Da, Yr) / /	2018/Q4
FOOTNOTE DATA			

Syndeco Realty Corporation
Wolverine Energy Services, Inc.
DTE Energy Ventures, Inc.
DTE Energy Resources

The consolidated tax liability is allocated among the members based on each company's separate taxable income.

Name of Respondent DTE Electric Company	This Report Is: (1) <input checked="" type="checkbox"/> An Original (2) <input type="checkbox"/> A Resubmission	Date of Report (Mo, Da, Yr) / /	Year/Period of Report End of 2018/Q4
--	---	---------------------------------------	---

TAXES ACCRUED, PREPAID AND CHARGED DURING YEAR

1. Give particulars (details) of the combined prepaid and accrued tax accounts and show the total taxes charged to operations and other accounts during the year. Do not include gasoline and other sales taxes which have been charged to the accounts to which the taxed material was charged. If the actual, or estimated amounts of such taxes are known, show the amounts in a footnote and designate whether estimated or actual amounts.
2. Include on this page, taxes paid during the year and charged direct to final accounts, (not charged to prepaid or accrued taxes.)
Enter the amounts in both columns (d) and (e). The balancing of this page is not affected by the inclusion of these taxes.
3. Include in column (d) taxes charged during the year, taxes charged to operations and other accounts through (a) accruals credited to taxes accrued, (b) amounts credited to proportions of prepaid taxes chargeable to current year, and (c) taxes paid and charged direct to operations or accounts other than accrued and prepaid tax accounts.
4. List the aggregate of each kind of tax in such manner that the total tax for each State and subdivision can readily be ascertained.

Line No.	Kind of Tax (See instruction 5) (a)	BALANCE AT BEGINNING OF YEAR		Taxes Charged During Year (d)	Taxes Paid During Year (e)	Adjustments (f)
		Taxes Accrued (Account 236) (b)	Prepaid Taxes (Include in Account 165) (c)			
1	Federal Income 2017	10,790			10,790	
2	Federal Income 2018			-9,125	-10,790	
3						
4	State/Local Income Tax 2017	-12,341,515			-12,341,515	
5	State/Local Income Tax 2018			4,150,875	12,341,515	
6						
7	Federal Unemployment 2017	474			474	
8	Federal Unemployment			233,919	233,696	
9						
10	FICA 2017	507,270			507,270	
11	FICA 2018			44,160,838	43,544,015	
12						
13	Michigan Unemployment	2,162			2,162	
14	Michigan Unemployment			1,231,563	1,229,814	
15						
16	Use Tax 2017	-93,176			-93,176	
17	Use Tax 2018			11,653,874	11,537,670	
18						
19	MPSC Assessment Fees		2,583,003	2,583,003		
20	MPSC Assessment Fees			10,192,237	13,576,323	
21						
22	Local Property 2017 & Prior		47,773,952	154,853,800	107,079,848	
23	Local Property 2018			101,878,438	148,916,070	
24						
25	Miscellaneous Tax Liability					
26						
27	Other Tax Expense			-1,540,694	-1,540,694	
28						
29						
30						
31						
32						
33						
34						
35						
36						
37						
38						
39						
40						
41	TOTAL	-11,913,995	50,356,955	329,388,728	324,993,472	

Name of Respondent DTE Electric Company	This Report Is: (1) <input checked="" type="checkbox"/> An Original (2) <input type="checkbox"/> A Resubmission	Date of Report (Mo, Da, Yr) / /	Year/Period of Report End of 2018/Q4
--	---	---------------------------------------	---

TAXES ACCRUED, PREPAID AND CHARGED DURING YEAR (Continued)

5. If any tax (exclude Federal and State income taxes)- covers more than one year, show the required information separately for each tax year, identifying the year in column (a).
6. Enter all adjustments of the accrued and prepaid tax accounts in column (f) and explain each adjustment in a foot- note. Designate debit adjustments by parentheses.
7. Do not include on this page entries with respect to deferred income taxes or taxes collected through payroll deductions or otherwise pending transmittal of such taxes to the taxing authority.
8. Report in columns (i) through (l) how the taxes were distributed. Report in column (l) only the amounts charged to Accounts 408.1 and 409.1 pertaining to electric operations. Report in column (l) the amounts charged to Accounts 408.1 and 109.1 pertaining to other utility departments and amounts charged to Accounts 408.2 and 409.2. Also shown in column (l) the taxes charged to utility plant or other balance sheet accounts.
9. For any tax apportioned to more than one utility department or account, state in a footnote the basis (necessity) of apportioning such tax.

BALANCE AT END OF YEAR		DISTRIBUTION OF TAXES CHARGED				Line No.
(Taxes accrued Account 236) (g)	Prepaid Taxes (Incl. in Account 165) (h)	Electric (Account 408.1, 409.1) (i)	Extraordinary Items (Account 409.3) (j)	Adjustments to Ret. Earnings (Account 439) (k)	Other (l)	
						1
1,665		6,342,215			-6,351,340	2
						3
						4
-8,190,640		6,153,415			-2,002,540	5
						6
						7
223		202,215			31,704	8
						9
						10
616,823		35,459,077			8,701,761	11
						12
						13
1,749		1,114,368			117,195	14
						15
						16
116,204		144,000			11,509,874	17
						18
		2,583,003				19
	3,384,086	10,192,237				20
						21
		154,669,346			184,454	22
	47,037,632	101,755,938			122,500	23
						24
						25
		167,746			-1,708,440	27
						28
						29
						30
						31
						32
						33
						34
						35
						36
						37
						38
						39
						40
-7,453,976	50,421,718	318,783,560			10,605,168	41

Name of Respondent DTE Electric Company	This Report Is: (1) <input checked="" type="checkbox"/> An Original (2) <input type="checkbox"/> A Resubmission	Date of Report (Mo, Da, Yr) / /	Year/Period of Report End of <u>2018/Q4</u>
--	---	---------------------------------------	--

ACCUMULATED DEFERRED INVESTMENT TAX CREDITS (Account 255)

Report below information applicable to Account 255. Where appropriate, segregate the balances and transactions by utility and nonutility operations. Explain by footnote any correction adjustments to the account balance shown in column (g). Include in column (i) the average period over which the tax credits are amortized.

Line No.	Account Subdivisions (a)	Balance at Beginning of Year (b)	Deferred for Year		Allocations to Current Year's Income		Adjustments (g)
			Account No. (c)	Amount (d)	Account No. (e)	Amount (f)	
1	Electric Utility						
2	3%						
3	4%						
4	7%						
5	10%	11,972,867			411.4	3,997,824	
6	Solar	42,526,524	190, 282, 283	-800,999	411.4	218,620	
7	Ludington	65,019,443	190, 282, 283	22,521,747			
8	TOTAL	119,518,834		21,720,748		4,216,444	
9	Other (List separately and show 3%, 4%, 7%, 10% and TOTAL)						
10							
11							
12							
13							
14							
15							
16							
17							
18							
19							
20							
21							
22							
23							
24							
25							
26							
27							
28							
30							
31							
32							
33							
34							
35							
36							
37							
38							
39							
40							
41							
42							
43							
44							
45							
46							
47							
48							

Name of Respondent DTE Electric Company	This Report Is: (1) <input checked="" type="checkbox"/> An Original (2) <input type="checkbox"/> A Resubmission	Date of Report (Mo, Da, Yr) / /	Year/Period of Report End of 2018/Q4
--	---	---------------------------------------	---

ACCUMULATED DEFERRED INVESTMENT TAX CREDITS (Account 255) (continued)

Balance at End of Year (h)	Average Period of Allocation to Income (i)	ADJUSTMENT EXPLANATION	Line No.
			1
			2
			3
			4
7,975,043			5
41,506,905			6
87,541,190			7
137,023,138			8
			9
			10
			11
			12
			13
			14
			15
			16
			17
			18
			19
			20
			21
			22
			23
			24
			25
			26
			27
			28
			30
			31
			32
			33
			34
			35
			36
			37
			38
			39
			40
			41
			42
			43
			44
			45
			46
			47
			48

Name of Respondent DTE Electric Company	This Report Is: (1) <input checked="" type="checkbox"/> An Original (2) <input type="checkbox"/> A Resubmission	Date of Report (Mo, Da, Yr) 2018/Q4	Year of Report 2018/Q4
--	---	---	---------------------------

MISCELLANEOUS CURRENT AND ACCRUED LIABILITIES (Account 242)

1. Give description and amount of other current and accrued liabilities as of the end of year.
2. Minor items may be grouped by classes, showing number of items in each class.

Line No.	Item (a)	Balance End of Year (b)
1	Accrued Wages	\$13,659,773
2	Accrued Employee Incentives	22,573,600
3	Accrued Vacation	40,980,901
4	Employee Savings Plans	669,761
5	Employee Flexible Spending	320,424
6	Low Income Energy Assistance Fund	1,865,386
7	Current Portion - Environmental Remediation Costs	2,766,075
8	Accrued Health Care	6,771,436
9	Current Portion - Realized Deferred Gain	337,432
10	Current Portion - Workers Compensation	386,782
11	Fermi ARO	100,000
12	Fermi II Outage	4,354,255
13	CIAC Refundables	3,908,579
14	Current Portion - Contract Reserves	4,488,689
15	Current Portion - Customer Deposits	1,639,790
16	U-20284 Federal Income Tax Rate Reduction Refund	92,404,749
17	Energy Supply Agreement(s)	179,239
18	Direct Energy Assistance Program	107,341
19	Escheatment Liability	277,145
20	U-20051 PLD TRM Regulatory Liability	711,771
21	Michigan Energy Assistance Program	521,869
22	Energy Waste Reduction Incentive Liability	476,603
23	Other Liabilities (3)	281,295
24		
25		
26	TOTAL	\$199,782,895

CUSTOMER ADVANCES FOR CONSTRUCTION (Account 252)

Line No.	List Advances by department (a)	Balance End of Year (b)
27	Customer advances for construction	\$16,229,927
28		
29		
30		
31		
32		
33		
34		
35		
36		
37		
38		
39	TOTAL	\$16,229,927

BLANK PAGE

Name of Respondent DTE Electric Company	This Report Is: (1) <input checked="" type="checkbox"/> An Original (2) <input type="checkbox"/> A Resubmission	Date of Report (Mo, Da, Yr) / /	Year/Period of Report End of 2018/Q4
--	---	---------------------------------------	---

OTHER DEFERRED CREDITS (Account 253)

- Report below the particulars (details) called for concerning other deferred credits.
- For any deferred credit being amortized, show the period of amortization.
- Minor items (5% of the Balance End of Year for Account 253 or amounts less than \$100,000, whichever is greater) may be grouped by classes.

Line No.	Description and Other Deferred Credits (a)	Balance at Beginning of Year (b)	DEBITS		Credits (e)	Balance at End of Year (f)
			Contra Account (c)	Amount (d)		
1	Fermi 2 Decommissioning Fund	219,982,745	126,403	41,576,012	27,070,125	205,476,858
2	LT Environmental Reserves	3,559,597	416	4,371,549	5,407,223	4,595,271
3	Deferred Compensation	4,993	926	1,160,628	1,159,619	3,984
4	Deferred Gain on Sale of Property	5,515,520	421.1	337,432		5,178,088
5	Renewable Energy Surcharge	1,381,227	431		16,018	1,397,245
6	Notes Payable	2,910,217	416	1,560,218	12,636,008	13,986,007
7	Other Unearned Revenue	267,503	416,454	1,031,827	872,068	107,744
8	Other LT Lease	1,069,092	416,421.1	62,727		1,006,365
9	Other LT Obligation	310,421	549	13,295		297,126
10	Surety Bond	300,000				300,000
11	Penalties		426.3	772,200	1,435,000	662,800
12	MI Dept. of Environmental Quality	850,000	232	300,000		550,000
13						
14						
15						
16						
17						
18						
19						
20						
21						
22						
23						
24						
25						
26						
27						
28						
29						
30						
31						
32						
33						
34						
35						
36						
37						
38						
39						
40						
41						
42						
43						
44						
45						
46						
47	TOTAL	236,151,315		51,185,888	48,596,061	233,561,488

Name of Respondent DTE Electric Company	This Report is: (1) <input checked="" type="checkbox"/> An Original (2) <input type="checkbox"/> A Resubmission	Date of Report (Mo, Da, Yr) / /	Year/Period of Report 2018/Q4
FOOTNOTE DATA			

Schedule Page: 269 Line No.: 4 Column: f

Deferred Gain on Sale of Property is being amortized over the life of the lease, approximately 41 years.

Schedule Page: 269 Line No.: 6 Column: f

Notes Payable is being amortized over the term of the notes, approximately 10 years on equipment agreement, approximately 3 years on software agreement, and approximately 3 years on software and maintenance agreement.

Schedule Page: 269 Line No.: 7 Column: f

Other Unearned Revenue includes gain on sale of equipment being amortized approximately 17.5 years and contract being amortized approximately 10 years.

Schedule Page: 269 Line No.: 8 Column: f

Other Long-Term (LT) Lease is being amortized over the life of the lease, approximately 41 years.

Schedule Page: 269 Line No.: 9 Column: f

Other Long-Term (LT) Obligation includes an annuity payment that is being amortized over the term of the contract, approximately 24 years.

Name of Respondent DTE Electric Company	This Report Is: (1) <input checked="" type="checkbox"/> An Original (2) <input type="checkbox"/> A Resubmission	Date of Report (Mo, Da, Yr) / /	Year/Period of Report End of 2018/Q4
--	---	---------------------------------------	---

ACCUMULATED DEFERRED INCOME TAXES - OTHER PROPERTY (Account 282)

- Report the information called for below concerning the respondent's accounting for deferred income taxes relating to property not subject to accelerated amortization
- For other (Specify), include deferrals relating to other income and deductions.

Line No.	Account (a)	Balance at Beginning of Year (b)	CHANGES DURING YEAR	
			Amounts Debited to Account 410.1 (c)	Amounts Credited to Account 411.1 (d)
1	Account 282			
2	Electric	2,190,665,441	325,098,262	199,671,285
3	Gas			
4				
5	TOTAL (Enter Total of lines 2 thru 4)	2,190,665,441	325,098,262	199,671,285
6				
7				
8				
9	TOTAL Account 282 (Enter Total of lines 5 thru 8)	2,190,665,441	325,098,262	199,671,285
10	Classification of TOTAL			
11	Federal Income Tax			
12	State Income Tax			
13	Local Income Tax			

NOTES

Name of Respondent DTE Electric Company	This Report Is: (1) <input checked="" type="checkbox"/> An Original (2) <input type="checkbox"/> A Resubmission	Date of Report (Mo, Da, Yr) / /	Year/Period of Report End of 2018/Q4
--	---	---------------------------------------	---

ACCUMULATED DEFERRED INCOME TAXES - OTHER PROPERTY (Account 282) (Continued)

3. Use footnotes as required.

CHANGES DURING YEAR		ADJUSTMENTS				Balance at End of Year (k)	Line No.
Amounts Debited to Account 410.2 (e)	Amounts Credited to Account 411.2 (f)	Debits		Credits			
		Account Credited (g)	Amount (h)	Account Debited (i)	Amount (j)		
							1
3,627,795		254	5,849,251	186,255	4,906,760	2,318,777,722	2
							3
							4
3,627,795			5,849,251		4,906,760	2,318,777,722	5
							6
							7
							8
3,627,795			5,849,251		4,906,760	2,318,777,722	9
							10
							11
							12
							13

NOTES (Continued)

Name of Respondent DTE Electric Company	This Report is: (1) <input checked="" type="checkbox"/> An Original (2) <input type="checkbox"/> A Resubmission	Date of Report (Mo, Da, Yr) / /	Year/Period of Report 2018/Q4
FOOTNOTE DATA			

Schedule Page: 274 Line No.: 2 Column: b		
Description	Beginning	Ending
Includes FAS 109	25,615,955	23,236,616

Schedule Page: 274 Line No.: 2 Column: h		
Description		
FAS 109 Amortization		168,832
Tax Reform Adjustment - Deferred Tax Remeasurement		5,680,419
		5,849,251

Schedule Page: 274 Line No.: 2 Column: j		
Description		
AFUDC		2,911,760
Ludington ITC - Basis Adjustment		1,995,000
		4,906,760

BLANK PAGE

Name of Respondent DTE Electric Company	This Report Is: (1) <input checked="" type="checkbox"/> An Original (2) <input type="checkbox"/> A Resubmission	Date of Report (Mo, Da, Yr) / /	Year/Period of Report End of 2018/Q4
--	---	---------------------------------------	---

ACCUMULATED DEFERRED INCOME TAXES - OTHER (Account 283)

1. Report the information called for below concerning the respondent's accounting for deferred income taxes relating to amounts recorded in Account 283.

2. For other (Specify), include deferrals relating to other income and deductions.

Line No.	Account (a)	Balance at Beginning of Year (b)	CHANGES DURING YEAR	
			Amounts Debited to Account 410.1 (c)	Amounts Credited to Account 411.1 (d)
1	Account 283			
2	Electric			
3	(1) Property Tax	63,318,647	1,855,492	1,354,185
4	(2) Other	662,744,387	98,093,740	39,656,780
5				
6				
7				
8				
9	TOTAL Electric (Total of lines 3 thru 8)	726,063,034	99,949,232	41,010,965
10	Gas			
11				
12				
13				
14				
15				
16				
17	TOTAL Gas (Total of lines 11 thru 16)			
18				
19	TOTAL (Acct 283) (Enter Total of lines 9, 17 and 18)	726,063,034	99,949,232	41,010,965
20	Classification of TOTAL			
21	Federal Income Tax	263,626,762	42,390,761	41,010,965
22	State Income Tax	462,436,272	57,558,471	
23	Local Income Tax			

NOTES

Name of Respondent DTE Electric Company	This Report Is: (1) <input checked="" type="checkbox"/> An Original (2) <input type="checkbox"/> A Resubmission	Date of Report (Mo, Da, Yr) / /	Year/Period of Report End of 2018/Q4
--	---	---------------------------------------	---

ACCUMULATED DEFERRED INCOME TAXES - OTHER (Account 283) (Continued)

3. Provide in the space below explanations for Page 276 and 277. Include amounts relating to insignificant items listed under Other.
4. Use footnotes as required.

CHANGES DURING YEAR		ADJUSTMENTS				Balance at End of Year (k)	Line No.
Amounts Debited to Account 410.2 (e)	Amounts Credited to Account 411.2 (f)	Debits		Credits			
		Account Credited (g)	Amount (h)	Account Debited (i)	Amount (j)		
						63,819,954	3
955,757	319,433 283		7,159,154 186		2,559,632	717,218,149	4
							5
							6
							7
							8
955,757	319,433		7,159,154		2,559,632	781,038,103	9
							10
							11
							12
							13
							14
							15
							16
							17
							18
955,757	319,433		7,159,154		2,559,632	781,038,103	19
							20
	319,433		-6,186,853		2,559,632	273,433,610	21
955,757			13,346,007			507,604,493	22
							23

NOTES (Continued)

Name of Respondent	This Report is:	Date of Report (Mo, Da, Yr)	Year/Period of Report
DTE Electric Company	(1) <input checked="" type="checkbox"/> An Original (2) <input type="checkbox"/> A Resubmission	/ /	2018/Q4
FOOTNOTE DATA			

Schedule Page: 276 Line No.: 4 Column: b

PSCR Under Recovery	3,491,629
Health Care Accrual	540,746
Equity Earnings In Partnerships-Book	495,639
EIB Insurance	5,542,775
Reserve Environmental Clean	-1,311,591
Loss on Reacquired Debt	9,923,762
Deferred Plug-in Electric Vehicle Costs	785,054
Supplemental Savings Plan	-1,049
Cost to Achieve	509,903
Employee Benefits	120,866,373
Customer 360 Regulatory Asset	9,431,333
Transitional Reconciliation Mechanism	12,018,289
Energy Optimization	2,016,319
Reg Asset - Medicare Subsidy - Gross-up	1,644,984
Reg Asset - PERC Tracker	4,648,475
Reg Asset - MCIT - Gross-up	33,621,553
Reg Asset - City of Detroit - Gross-up	1,678,530
State Deferred Taxes	456,841,663
	<hr/>
	662,744,387

Schedule Page: 276 Line No.: 4 Column: c

Equity Earnings In Partnerships-Book	330,427
PSCR Under Recovery	20,914,588
EIB Insurance	528,080
Reg Asset Amortization	4,664
Employee Benefits	10,596,269
Supplemental Savings Plan	212
Energy Optimization	3,704,970
Transitional Reconciliation Mechanism	290,745
Reg Asset - PERC Tracker	4,456,059
State Deferred Taxes	57,267,726
	<hr/>
	98,093,740

Schedule Page: 276 Line No.: 4 Column: d

Health Care Accrual	118,118
Deferred Plug-in Electric Vehicle Costs	261,289
Loss on Reacquired Debt	680,450
Reserve Environmental Clean	234,292
Customer 360 Regulatory Asset	647,580
Cost to Achieve	509,903
Original Issue Discount	60,970
Employee Benefits	31,735,821
Transitional Reconciliation Mechanism	5,408,357
	<hr/>
	39,656,780

Schedule Page: 276 Line No.: 4 Column: e

State Deferred Taxes	955,757
----------------------	---------

Schedule Page: 276 Line No.: 4 Column: f

Equity Earnings In Partnerships-Book	319,433
--------------------------------------	---------

Schedule Page: 276 Line No.: 4 Column: h

Name of Respondent	This Report is:	Date of Report (Mo, Da, Yr)	Year/Period of Report
DTE Electric Company	(1) <input checked="" type="checkbox"/> An Original (2) <input type="checkbox"/> A Resubmission	//	2018/Q4
FOOTNOTE DATA			

State Deferred Taxes	7,010,471
Reg Asset - City of Detroit - Gross-up	6,081
Reg Asset - Medicare Subsidy - Gross-up	142,602
	7,159,154

Schedule Page: 276 Line No.: 4 Column: j

Reg Asset - AFUDC - Gross-up	1,035,747
Reg Asset - MCIT - Gross-up	211,748
Reg Asset - 2018 MCIT Apportionment Rate Change	1,312,137
	2,559,632

Name of Respondent DTE Electric Company	This Report Is: (1) <input checked="" type="checkbox"/> An Original (2) <input type="checkbox"/> A Resubmission	Date of Report (Mo, Da, Yr) / /	Year/Period of Report End of 2018/Q4
--	---	---------------------------------------	---

OTHER REGULATORY LIABILITIES (Account 254)

1. Report below the particulars (details) called for concerning other regulatory liabilities, including rate order docket number, if applicable.
2. Minor items (5% of the Balance in Account 254 at end of period, or amounts less than \$100,000 which ever is less), may be grouped by classes.
3. For Regulatory Liabilities being amortized, show period of amortization.

Line No.	Description and Purpose of Other Regulatory Liabilities (a)	Balance at Beginning of Current Quarter/Year (b)	DEBITS		Credits (e)	Balance at End of Current Quarter/Year (f)
			Account Credited (c)	Amount (d)		
1	Renewable Energy (U-15806-RPS)	111,640,231	449.1	36,857,737	11,507,689	86,290,183
2	Other Post Employ Benefits Deferral (U-17767)	66,633,040	926	13,835,129	26,094,512	78,892,423
3	2017 Tax Reform (U-18494)	1,942,514,993	410.1, 190, 283	1,276,363	12,730,004	1,953,968,634
4	Capitalized OPEB Non-Service Costs (U-18255) (1)		407.4	1,822,686	12,454,424	10,631,738
5						
6						
7						
8						
9	(1) Per ASU 2017-07 relating to					
10	financing costs not being eligible					
11	for capitalization.					
12						
13	Note: Above docket numbers refer to original					
14	authorization of regulatory liability.					
15						
16						
17						
18						
19						
20						
21						
22						
23						
24						
25						
26						
27						
28						
29						
30						
31						
32						
33						
34						
35						
36						
37						
38						
39						
40						
41	TOTAL	2,120,788,264		53,791,915	*****	2,129,782,978

BLANK PAGE

Name of Respondent DTE Electric Company	This Report Is: (1) <input checked="" type="checkbox"/> An Original (2) <input type="checkbox"/> A Resubmission	Date of Report (Mo, Da, Yr)	Year of Report 2018/Q4
--	---	--------------------------------	---------------------------

GAIN OR LOSS ON DISPOSITION OF PROPERTY (Account 421.1 and 421. 2)

1. Give a brief description of property creating the gain or loss. Include name of party acquiring the property (when acquired by another utility or associated company) and the date transaction was completed. Identify property by type: Leased, Held for Future Use, or Nonutility.
2. Individual gains or losses relating to property with an original cost of less than \$100,000 may be grouped with the number of such transactions disclosed in column (a).
3. Give the date of Commission approval of journal entries in column (b), when approval is required. Where approval is required but has not been received, give explanation following the item in column (a). (See account 102, Utility Plant Purchased or Sold.)

Line No.	Description of Property (a)	Original Cost of Related Property (b)	Date Journal Entry Approved (When Required) (c)	Account 421.1 (d)	Account 421.2 (e)
1	Gain on disposition of property:				
2					
3	Deferred gain from MGM Land Sale (2005)				
4	Deferred gain is recognized over the life of				
5	the parking garage agreement between				
6	MGM & DTE (41 years-beginning in 2006).	\$ 2,501,715		\$ 352,830	
7					
8	Other gains (2)	38,473		194,527	
9					
10					
11					
12					
13					
14					
15					
16					
17	Total Gain	\$ 2,540,188		\$ 547,357	

Name of Respondent DTE Electric Company	This Report Is: (1) <input checked="" type="checkbox"/> An Original (2) <input type="checkbox"/> A Resubmission	Date of Report (Mo, Da, Yr)	Year of Report 2018/Q4
--	---	--------------------------------	---------------------------

GAIN OR LOSS ON DISPOSITION OF PROPERTY (Account 421.1 and 421.2) (Continued)

Line No.	Description of Property (a)	Original Cost of Related Property (b)	Date Journal Entry Approved (When Required) (c)	Account 421.1 (d)	Account 421.2 (e)
18	Loss on disposition of property:				
19					
20					
21	None				
22					
23					
24					
25					
26					
27					
28					
29					
30					
31					
32					
33					
34	Total Loss	\$ -			\$ -

Name of Respondent DTE Electric Company	This Report Is: (1) <input checked="" type="checkbox"/> An Original (2) <input type="checkbox"/> A Resubmission	Date of Report (Mo, Da, Yr)	Year of Report 2018/Q4
--	---	--------------------------------	---------------------------

PARTICULARS CONCERNING CERTAIN OTHER INCOME ACCOUNTS

1. Report in this schedule the information specified in the instructions below for the respective other income accounts. Provide a conspicuous subheading for each account and show a total for the account. Additional columns may be added for any account if deemed necessary.

2. Merchandising, Jobbing and Contract Work (Accounts 415 and 416) - Describe the general nature of merchandising, jobbing and contract activities. Show revenues by class of activity, operating expenses classified as to operation, maintenance, depreciation, rents and net income before taxes. Give the bases of any allocations of expenses between utility and merchandising, jobbing and contract work activities.

3. Nonutility Operations (Accounts 417 and 417.1) - Describe each nonutility operation and show revenues, operating expenses classified as to operation, maintenance, depreciation, rents, amortization, and net income before taxes, from the operation. Give the bases of any allocations of expenses between utility and nonutility operations. The book cost of property classified as nonutility operations should be included in Account 121.

4. Nonoperating Rental Income (Account 418) - For each major item of miscellaneous property included in Account 121, Nonutility Property, which is not used in operations for which income is included in Account 417, but which is leased or rented to others, give name of lessee, brief description of property, effective date and expiration date of lease, amount of rent revenues, operating expenses classified as to operation, maintenance, depreciation, rents, amortization, and net income, before taxes, from the rentals. If the property is leased on a basis other than that of a fixed annual rental, state the method of determining the rental. Minor items may be grouped by classes, but the number of items so grouped should be shown. Designate any lessees which are associated companies.

5. Equity in earnings of subsidiary companies (Account 418.1) - Report the utility's equity in the earnings or losses of each subsidiary company for the year.

6. Interest and Dividend Income (Account 419) - Report interest and dividend income, before taxes, identified as to the asset account or group of accounts in which are included the assets from which the interest or dividend income was derived. Income derived from investments, Accounts 123, 124 and 136 may be shown in total. Income from sinking and other funds should be identified with the related special funds. Show also expenses included in Account 419 as required by the Uniform System of Accounts.

7. Miscellaneous Nonoperating Income (Account 421) - Give the nature and source of each miscellaneous nonoperating income, and expense and the amount for the year. Minor items may be grouped by classes.

Line No.	Item (a)	Amount (b)
1	<u>Merchandising, Jobbing and Contract Work (Accounts 415 and 416)</u>	
2	Revenues from Merchandising, Jobbing and Contract Work	50,966,727
3	Cost of Merchandising, Jobbing and Contract Work	(51,746,229)
4	Total Accounts 415 and 416	(779,502)
5		
6	<u>Non-utility Operations (Accounts 417 and 417.1)</u>	
7	Revenues from non-utility operations	7,890,638
8	Expenses of non-utility operations	-
9	Total Accounts 417 and 417.1	7,890,638
10		
11		
12	<u>Non-operating Rental Income (Account 418)</u>	None
13		
14		
15	<u>Equity in Earnings of Subsidiary Companies (Account 418.1)</u>	
16	St. Clair Energy Company	(1,448)
17	Securitization Funding LLC	3
18	Edison Illuminating Company of Detroit	54
19	Total Account 418.1	(1,391)
20		
21		
22		
23		
24		
25		
26		
27		
28		

Name of Respondent DTE Electric Company	This Report Is: (1) <input checked="" type="checkbox"/> An Original (2) <input type="checkbox"/> A Resubmission	Date of Report (Mo, Da, Yr)	Year of Report 2018/Q4
--	---	--------------------------------	---------------------------

PARTICULARS CONCERNING CERTAIN OTHER INCOME ACCOUNTS

1. Report in this schedule the information specified in the instructions below for the respective other income accounts. Provide a conspicuous subheading for each account and show a total for the account. Additional columns may be added for any account if deemed necessary.
2. Merchandising, Jobbing and Contract Work (Accounts 415 and 416) - Describe the general nature of merchandising, jobbing and contract activities. Show revenues by class of activity, operating expenses classified as to operation, maintenance, depreciation, rents and net income before taxes. Give the bases of any allocations of expenses between utility and merchandising, jobbing and contract work activities.
3. Nonutility Operations (Accounts 417 and 417.1) - Describe each nonutility operation and show revenues, operating expenses classified as to operation, maintenance, depreciation, rents, amortization, and net income before taxes, from the operation. Give the bases of any allocations of expenses between utility and nonutility operations. The book cost of property classified as nonutility operations should be included in Account 121.
4. Nonoperating Rental Income (Account 418) - For each major item of miscellaneous property included in Account 121, Nonutility Property, which is not used in operations for which income is included in Account 417, but which is leased or rented to others, give name of lessee, brief description of property, effective date and expiration date of lease, amount of rent revenues, operating expenses classified as to operation, maintenance, depreciation, rents, amortization, and net income, before taxes, from the rentals. If the property is leased on a basis other than that of a fixed annual rental, state the method of determining the rental. Minor items may be grouped by classes, but the number of items so grouped should be shown. Designate any lessees which are associated companies.
5. Equity in earnings of subsidiary companies (Account 418.1) - Report the utility's equity in the earnings or losses of each subsidiary company for the year.
6. Interest and Dividend Income (Account 419) - Report interest and dividend income, before taxes, identified as to the asset account or group of accounts in which are included the assets from which the interest or dividend income was derived. Income derived from investments, Accounts 123, 124 and 136 may be shown in total. Income from sinking and other funds should be identified with the related special funds. Show also expenses included in Account 419 as required by the Uniform System of Accounts.
7. Miscellaneous Nonoperating Income (Account 421) - Give the nature and source of each miscellaneous nonoperating income, and expense and the amount for the year. Minor items may be grouped by classes.

Line No.	Item (a)	Amount (b)
1	Interest and Dividend Income (Account 419)	
2	MISO Interest	71,776
3	Interest from affiliates	100,652
4	Total Account 419	172,428
5		
6		
7	Allowance for Other Funds Used During Construction (Account 419.1)	
8	AFUDC - Electric	19,451,807
9	Total Account 419.1	19,451,807
10		
11		
12	Miscellaneous Non-operating Income (Account 421)	
13	Rabbi Trust - Investment Income	6,272,784
14	Energy Insurance Services, Inc - Investment Losses	(1,701,413)
15	Fermi 1 Fund - Investment Income	33,378
16	Equity Earnings Detroit Investment Fund	101,394
17	Accretion Expense Fermi 1 ARO	(1,215,602)
18	Other Non-operating Losses	(107)
19	Total Account 421	3,490,434
20		
21		
22		
23		
24		
25		
26		
27		
28		

Name of Respondent DTE Electric Company	This Report Is: (1) <input checked="" type="checkbox"/> An Original (2) <input type="checkbox"/> A Resubmission	Date of Report (Mo, Da, Yr) / /	Year/Period of Report End of 2018/Q4
--	---	---------------------------------------	---

ELECTRIC OPERATING REVENUES (Account 400)

- The following instructions generally apply to the annual version of these pages. Do not report quarterly data in columns (c), (e), (f), and (g). Unbilled revenues and MWH related to unbilled revenues need not be reported separately as required in the annual version of these pages.
- Report below operating revenues for each prescribed account, and manufactured gas revenues in total.
- Report number of customers, columns (f) and (g), on the basis of meters, in addition to the number of flat rate accounts; except that where separate meter readings are added for billing purposes, one customer should be counted for each group of meters added. The -average number of customers means the average of twelve figures at the close of each month.
- If increases or decreases from previous period (columns (c),(e), and (g)), are not derived from previously reported figures, explain any inconsistencies in a footnote.
- Disclose amounts of \$250,000 or greater in a footnote for accounts 451, 456, and 457.2.

Line No.	Title of Account (a)	Operating Revenues Year to Date Quarterly/Annual (b)	Operating Revenues Previous year (no Quarterly) (c)
1	Sales of Electricity		
2	(440) Residential Sales	2,491,361,291	2,309,609,277
3	(442) Commercial and Industrial Sales		
4	Small (or Comm.) (See Instr. 4)	1,798,310,545	1,757,934,442
5	Large (or Ind.) (See Instr. 4)	685,985,665	666,981,603
6	(444) Public Street and Highway Lighting	53,376,333	57,660,522
7	(445) Other Sales to Public Authorities		
8	(446) Sales to Railroads and Railways		
9	(448) Interdepartmental Sales		
10	TOTAL Sales to Ultimate Consumers	5,029,033,834	4,792,185,844
11	(447) Sales for Resale	63,501,457	54,099,225
12	TOTAL Sales of Electricity	5,092,535,291	4,846,285,069
13	(Less) (449.1) Provision for Rate Refunds	-25,617,996	-74,576,276
14	TOTAL Revenues Net of Prov. for Refunds	5,118,153,287	4,920,861,345
15	Other Operating Revenues		
16	(450) Forfeited Discounts	15,652,175	12,946,957
17	(451) Miscellaneous Service Revenues	8,215,757	9,303,567
18	(453) Sales of Water and Water Power	31,840	30,935
19	(454) Rent from Electric Property	15,053,930	14,613,577
20	(455) Interdepartmental Rents	43,473,038	38,588,984
21	(456) Other Electric Revenues	3,356,277	7,330,774
22	(456.1) Revenues from Transmission of Electricity of Others	82,108,133	84,828,427
23	(457.1) Regional Control Service Revenues		
24	(457.2) Miscellaneous Revenues		
25			
26	TOTAL Other Operating Revenues	167,891,150	167,643,221
27	TOTAL Electric Operating Revenues	5,286,044,437	5,088,504,566

Name of Respondent DTE Electric Company	This Report Is: (1) <input checked="" type="checkbox"/> An Original (2) <input type="checkbox"/> A Resubmission	Date of Report (Mo, Da, Yr) / /	Year/Period of Report End of 2018/Q4
--	---	---------------------------------------	---

ELECTRIC OPERATING REVENUES (Account 400)

6. Commercial and industrial Sales, Account 442, may be classified according to the basis of classification (Small or Commercial, and Large or Industrial) regularly used by the respondent if such basis of classification is not generally greater than 1000 Kw of demand. (See Account 442 of the Uniform System of Accounts. Explain basis of classification in a footnote.)
7. See pages 108-109, Important Changes During Period, for important new territory added and important rate increase or decreases.
8. For Lines 2,4,5,and 6, see Page 304 for amounts relating to unbilled revenue by accounts.
9. Include unmetered sales. Provide details of such Sales in a footnote.

MEGAWATT HOURS SOLD		AVG.NO. CUSTOMERS PER MONTH		Line No.
Year to Date Quarterly/Annual (d)	Amount Previous year (no Quarterly) (e)	Current Year (no Quarterly) (f)	Previous Year (no Quarterly) (g)	
				1
15,938,964	14,884,781	1,991,840	1,978,247	2
				3
17,324,339	17,282,782	202,809	201,793	4
10,302,239	9,897,268	756	765	5
223,802	258,049	1,068	1,136	6
				7
				8
				9
43,789,344	42,322,880	2,196,473	2,181,941	10
2,803,802	2,623,336			11
46,593,146	44,946,216	2,196,473	2,181,941	12
				13
46,593,146	44,946,216	2,196,473	2,181,941	14

Line 12, column (b) includes \$ -25,817,131 of unbilled revenues.
Line 12, column (d) includes -84,335 MWH relating to unbilled revenues

Name of Respondent DTE Electric Company	This Report is: (1) <input checked="" type="checkbox"/> An Original (2) <input type="checkbox"/> A Resubmission	Date of Report (Mo, Da, Yr) / /	Year/Period of Report 2018/Q4
FOOTNOTE DATA			

Schedule Page: 300 Line No.: 12 Column: d

Includes 321,810 MWh of unmetered sales for 2018.

Schedule Page: 300 Line No.: 17 Column: b

Total includes the following amounts: \$4,700,970 Contribution in Aid of Construction, \$1,723,955 New Service Charge, \$799,046 Unauthorized Use Charges, \$745,600 AMI Opt Out Fees, and \$246,186 of items that do not individually meet the \$250,000 threshold.

Schedule Page: 300 Line No.: 21 Column: b

Total includes the following amounts: \$1,717,370 Steam Sales, \$928,032 Sales & Use Tax Collection Fees, \$622,974 Service Charge for Returned Checks, \$52,700 Unauthorized Use Charge, and \$35,201 Miscellaneous.

Schedule Page: 300 Line No.: 22 Column: b

Total includes the following amounts: \$72,445,114 Electric Choice Revenue, \$8,972,827 Ancillary Transmission Services Revenue, and \$690,192 Wholesale Delivery Services Revenue.

BLANK PAGE

Name of Respondent DTE Electric Company	This Report Is: (1) <input checked="" type="checkbox"/> An Original (2) <input type="checkbox"/> A Resubmission	Date of Report (Mo, Da, Yr)	Year of Report 2018/Q4
--	---	--------------------------------	---------------------------

CUSTOMER CHOICE ELECTRIC OPERATING REVENUES

- Report below operating revenues for each prescribed account.
- Report number of customers, columns (f) and (g), on the basis of meters, in addition to the number of flat rate accounts; except that where separate meter readings are added for billing purposes, one customer should be counted for each group of meters added. The average number of customers means the average of twelve figures at the close of each month.
- If increases or decreases from previous year (columns (c), (e), and (g)), are not derived from previously reported figures explain any inconsistencies in a footnote.

Line No.	Title of Account (a)	OPERATING REVENUES	
		Amount for Year (b)	Amount for Previous Year (c)
1	Customer Choice Sales of Electricity		
2	Residential Sales	25,986	26,310
3	Commercial and Industrial Sales		
4	Small (or Commercial)	58,419,968	56,077,395
5	Large (or Industrial)	13,999,160	14,013,462
6			
7			
8			
9			
10			
11			
12	TOTAL Customer Choice Sales	72,445,114	70,117,167
13			
14			
15	TOTAL Sales of Electricity		
16			
17			
18	TOTAL Revenue Net of Provision for Refunds		
19	Other Operating Revenues		
20			
21			
22			
23			
24			
25			
26			
27			
28			
29			
30	TOTAL Other Operating Revenues		
31			
32	TOTAL Electric Operating Revenues		

Name of Respondent DTE Electric Company	This Report Is: (1) <input checked="" type="checkbox"/> An Original (2) <input type="checkbox"/> A Resubmission	Date of Report (Mo, Da, Yr)	Year of Report 2018/Q4
--	---	--------------------------------	---------------------------

CUSTOMER CHOICE ELECTRIC OPERATING REVENUES (Continued)

4. Commercial and Industrial Sales, Account 442, may be classified according to the basis of classification (Small or Commercial, and Large or Industrial) regularly used by the respondent if such basis of classification is not generally greater than 1000 Kw of demand. (See Account 442 of the Uniform System of Accounts. Explain basis of classification in footnote.)
5. See Page 108, Important Changes During Year, for important new territory added and important rate increases or decreases.
6. For line 2, 4, 5, and 6, see page 304 for amounts relating to unbilled revenue by account.
7. Include unmetered sales. Provide details of such sales in a footnote.

MEGAWATT HOURS SOLD		AVERAGE NUMBER OF CUSTOMERS PER MONTH		Line No.
Amount for Year (d)	Amount for Previous Year (e)	Number for Year (f)	Number or Previous Year (g)	
367	373	36	38	1
2,812,427	2,696,304	4,417	4,551	2
1,924,619	2,122,942	110	121	3
				4
				5
				6
				7
				8
				9
				10
				11
4,737,413	4,819,619	4,563	4,710	12
				13
				14
				15
				16
				17
				18

Name of Respondent DTE Electric Company	This Report Is: (1) <input checked="" type="checkbox"/> An Original (2) <input type="checkbox"/> A Resubmission	Date of Report (Mo, Da, Yr)	Year of Report 2018/Q4
--	---	--------------------------------	---------------------------

CUSTOMER CHOICE ELECTRIC OPERATING REVENUES

Line No.	Footnotes
----------	-----------

1		
2		
3	Footnote pages 302(M) and 303(M) line 4: Small (or Commercial) class consists of manufacturing and non-manufacturing customers taking electric service at Secondary service voltage levels and non manufacturing customers taking service at Primary service (or greater) voltage levels.	
4		
5		
6		
7		Footnote pages 302(M) and 303(M) line 5: Large (or Industrial) class consists of manufacturing customers taking electric service at Primary service (or greater) voltage levels.
8		
9		
10		
11		
12		
13		
14		
15		
16		
17		
18		
19		
20		
21		
22		
23		
24		
25		
26		
27		
28		
29		
30		
31		
32		

BLANK PAGE

Name of Respondent DTE Electric Company	This Report Is: (1) <input checked="" type="checkbox"/> An Original (2) <input type="checkbox"/> A Resubmission	Date of Report (Mo, Da, Yr) / /	Year/Period of Report End of 2018/Q4
--	---	---------------------------------------	---

SALES OF ELECTRICITY BY RATE SCHEDULES

- Report below for each rate schedule in effect during the year the MWh of electricity sold, revenue, average number of customer, average Kwh per customer, and average revenue per Kwh, excluding date for Sales for Resale which is reported on Pages 310-311.
- Provide a subheading and total for each prescribed operating revenue account in the sequence followed in "Electric Operating Revenues," Page 300-301. If the sales under any rate schedule are classified in more than one revenue account, List the rate schedule and sales data under each applicable revenue account subheading.
- Where the same customers are served under more than one rate schedule in the same revenue account classification (such as a general residential schedule and an off peak water heating schedule), the entries in column (d) for the special schedule should denote the duplication in number of reported customers.
- The average number of customers should be the number of bills rendered during the year divided by the number of billing periods during the year (12 if all billings are made monthly).
- For any rate schedule having a fuel adjustment clause state in a footnote the estimated additional revenue billed pursuant thereto.
- Report amount of unbilled revenue as of end of year for each applicable revenue account subheading.

Line No.	Number and Title of Rate schedule (a)	MWh Sold (b)	Revenue (c)	Average Number of Customers (d)	KWh of Sales Per Customer (e)	Revenue Per KWh Sold (f)
1	(440) Residential					
2	Dynamic Peak Pricing Rate	30,831	4,509,023	3,752	8,217	0.1462
3	Experimental Electric Vehicle Rat	3,962	498,802	1,970	2,011	0.1259
4	Geothermal Time of Day	126,909	12,711,956	8,122	15,625	0.1002
5	Interruptible Space Conditioning	442,732	59,074,872	274,807	1,611	0.1334
6	Outdoor Protective Lighting	7,282	1,840,175	8,730	834	0.2527
7	Residential Service Rate	14,534,838	2,320,119,477	1,918,796	7,575	0.1596
8	Residential Space Heating Rate	319,254	44,119,112	30,183	10,577	0.1382
9	Residential Special Low Income Pi	250,493	25,144,915	30,488	8,216	0.1004
10	Residential Time Of Day Service	165,612	22,722,225	8,645	19,157	0.1372
11	Water Heating Service Rate	124,144	14,464,687	50,844	2,442	0.1165
12	Change in Unbilled	-67,023	-13,131,935			0.1959
13	Miscellaneous Adjustments	-70	-712,018	-344,497		10.1717
14	Subtotal	15,938,964	2,491,361,291	1,991,840	8,002	0.1563
15						
16	(442) Commercial					
17	All Electric School Building	24,550	2,663,644	26	944,231	0.1085
18	Alternative Electric Metal Meltin	2,466	255,289	8	308,250	0.1035
19	Commercial Space Heating	82,811	9,660,583	1,725	48,006	0.1167
20	Distributed Generation	17	-576	6	2,833	-0.0339
21	Dynamic Peak Pricing Rate	158	23,198	1	158,000	0.1468
22	Electric Process Heat	65,981	5,462,242	68	970,309	0.0828
23	Experimental Electric Vehicle Rat	1	90			0.0900
24	General Service Rate	7,395,525	927,321,391	189,148	39,099	0.1254
25	Geothermal Time of Day	8,491	893,031	128	66,336	0.1052
26	Greenhouse Lighting Service	3,105	229,906	8	388,125	0.0740
27	Interruptible General Service	101,670	10,632,198	123	826,585	0.1046
28	Interruptible Space Conditioning	7,027	814,603	899	7,816	0.1159
29	Interruptible Supply	431,149	30,519,375	104	4,145,663	0.0708
30	Large General Service Rate	2,269,903	242,053,890	8,273	274,375	0.1066
31	Outdoor Protective Lighting	27,150	5,725,058	9,490	2,861	0.2109
32	Parallel Operation & Standby Serv	65,562	6,098,710	37	1,771,946	0.0930
33	Primary Educ. Instit.	827,961	67,891,728	130	6,368,931	0.0820
34	Primary Supply Rate	5,618,793	457,881,229	1,434	3,918,266	0.0815
35	Secondary Educational Institution	345,546	32,243,881	1,150	300,475	0.0933
36	Unmetered General Service Rate	82,770	9,403,366	1,915	43,222	0.1136
37	Water Heating Service Rate	5,603	488,745	823	6,808	0.0872
38	Change in Unbilled	-41,867	-11,260,141			0.2690
39	Miscellaneous Adjustments	-33	-690,895	-12,687	3	20.9362
40	Subtotal	17,324,339	1,798,310,545	202,809	85,422	0.1038
41	TOTAL Billed	43,873,679	5,054,850,965	2,196,473	19,975	0.1152
42	Total Unbilled Rev.(See Instr. 6)	-84,335	-25,817,131	0	0	0.3061
43	TOTAL	43,789,344	5,029,033,834	2,196,473	19,936	0.1148

Name of Respondent DTE Electric Company	This Report Is: (1) <input checked="" type="checkbox"/> An Original (2) <input type="checkbox"/> A Resubmission	Date of Report (Mo, Da, Yr) / /	Year/Period of Report End of 2018/Q4
--	---	---------------------------------------	---

SALES OF ELECTRICITY BY RATE SCHEDULES

- Report below for each rate schedule in effect during the year the MWh of electricity sold, revenue, average number of customer, average Kwh per customer, and average revenue per Kwh, excluding date for Sales for Resale which is reported on Pages 310-311.
- Provide a subheading and total for each prescribed operating revenue account in the sequence followed in "Electric Operating Revenues," Page 300-301. If the sales under any rate schedule are classified in more than one revenue account, List the rate schedule and sales data under each applicable revenue account subheading.
- Where the same customers are served under more than one rate schedule in the same revenue account classification (such as a general residential schedule and an off peak water heating schedule), the entries in column (d) for the special schedule should denote the duplication in number of reported customers.
- The average number of customers should be the number of bills rendered during the year divided by the number of billing periods during the year (12 if all billings are made monthly).
- For any rate schedule having a fuel adjustment clause state in a footnote the estimated additional revenue billed pursuant thereto.
- Report amount of unbilled revenue as of end of year for each applicable revenue account subheading.

Line No.	Number and Title of Rate schedule (a)	MWh Sold (b)	Revenue (c)	Average Number of Customers (d)	KWh of Sales Per Customer (e)	Revenue Per KWh Sold (f)
1	(442) Industrial					
2	Alternative Electric Metal Meltin	54,122	3,500,509	9	6,013,556	0.0647
3	Electric Process Heat	464,640	32,249,567	128	3,630,000	0.0694
4	Interruptible Supply	272,501	19,474,419	60	4,541,683	0.0715
5	Interruptible Supply Rider	1,787,338	112,022,558	61	29,300,623	0.0627
6	Parallel Operation & Standby Serv	48,495	3,573,576	10	4,849,500	0.0737
7	Primary Supply Rate	7,646,157	514,580,904	696	10,985,858	0.0673
8	Change in Unbilled	28,986	-269,215			-0.0093
9	Miscellaneous Adjustments		853,347	-208		
10	Subtotal	10,302,239	685,985,665	756	13,627,300	0.0666
11						
12	(444) Public Street & Highway Lt.					
13	Municipal Street Lighting	168,820	49,931,792	1,344	125,610	0.2958
14	Traffic and Signal Lights	59,411	4,632,811	145	409,731	0.0780
15	Change in Unbilled	-4,431	-1,155,840			0.2609
16	Miscellaneous Adjustments	2	-32,430	-421	-5	-16.2150
17	Subtotal	223,802	53,376,333	1,068	209,552	0.2385
18						
19						
20						
21						
22						
23						
24						
25						
26						
27						
28						
29						
30						
31						
32						
33						
34						
35						
36						
37						
38						
39						
40						
41	TOTAL Billed	43,873,679	5,054,850,965	2,196,473	19,975	0.1152
42	Total Unbilled Rev.(See Instr. 6)	-84,335	-25,817,131	0	0	0.3061
43	TOTAL	43,789,344	5,029,033,834	2,196,473	19,936	0.1148

BLANK PAGE

Name of Respondent DTE Electric Company	This Report Is: (1) <input checked="" type="checkbox"/> An Original (2) <input type="checkbox"/> A Resubmission	Date of Report (Mo, Da, Yr)	Year of Report 2018/Q4
--	---	--------------------------------	---------------------------

CUSTOMER CHOICE SALES OF ELECTRICITY BY RATE SCHEDULES

1. Report below for each rate schedule in effect during the year the MWh of electricity sold, revenue, avg number of customers, average KWh per customer, and average revenue per KWh, excluding data for Sales for Resale, which is reported on pages 310-311.
2. Provide a subheading and total for each prescribed operating revenue account in the sequence followed in "Electric Operating Revenues," page 301. If the sales under any rate schedule are classified in more than one revenue account, list the rate schedule and sales data under each applicable revenue account subheading.
3. Where the same customers are served under more than one rate schedule in the same revenue account classification (such as a general residential schedule and an off peak water heating schedule), the entries in column (d) for the special schedule should denote the duplication in number of reported customers.
4. The average number of customers should be the number of bills rendered during the year divided by the number of billing periods during the year (12 if all billings are made monthly).
5. For any rate schedule having a fuel adjustment clause state in a footnote the estimated additional revenue billed pursuant thereto.
6. Report amount of unbilled revenue as of end of year for each applicable revenue account subheading.

Line No.	Number and Title of Rate Schedule (a)	MWh Sold (b)	Revenue (c)	Avg. No. of Customers (d)	KWh of Sales per Customer (e)	Revenue per KWh Sold (f)
1	EC2 Retail Access	4,737,775	73,001,605	4,563	1,038,303	\$ 0.015408
2	Unbilled Revenue	(362)	(556,491)	4,563	(79)	\$ 1.537268
3						
4						
5						
6						
7	Note: Customer counts on rows 1 and 2 represent the same customers. As a result, the total number of customers value in row 36 is adjusted to represent the true actual number of customers.					
8						
9						
10						
11						
12						
13						
14						
15						
16						
17						
18						
19						
20						
21						
22						
23						
24						
25						
26						
27						
28						
29						
30						
31						
32						
33						
34	Total Billed	4,737,775	\$ 73,001,605	4,563	1,038,303	\$ 0.015408
35	Total Unbilled Rev. (See Instr. 6)	(362)	\$ (556,491)	4,563	(79)	\$ 1.537268
36	TOTAL	4,737,413	\$ 72,445,114	4,563	1,038,224	\$ 0.015292

Name of Respondent DTE Electric Company	This Report Is: (1) <input checked="" type="checkbox"/> An Original (2) <input type="checkbox"/> A Resubmission	Date of Report (Mo, Da, Yr) / /	Year/Period of Report End of 2018/Q4
--	---	---------------------------------------	---

SALES FOR RESALE (Account 447)

- Report all sales for resale (i.e., sales to purchasers other than ultimate consumers) transacted on a settlement basis other than power exchanges during the year. Do not report exchanges of electricity (i.e., transactions involving a balancing of debits and credits for energy, capacity, etc.) and any settlements for imbalanced exchanges on this schedule. Power exchanges must be reported on the Purchased Power schedule (Page 326-327).
- Enter the name of the purchaser in column (a). Do not abbreviate or truncate the name or use acronyms. Explain in a footnote any ownership interest or affiliation the respondent has with the purchaser.
- In column (b), enter a Statistical Classification Code based on the original contractual terms and conditions of the service as follows:
 RQ - for requirements service. Requirements service is service which the supplier plans to provide on an ongoing basis (i.e., the supplier includes projected load for this service in its system resource planning). In addition, the reliability of requirements service must be the same as, or second only to, the supplier's service to its own ultimate consumers.
 LF - for long-term service. "Long-term" means five years or Longer and "firm" means that service cannot be interrupted for economic reasons and is intended to remain reliable even under adverse conditions (e.g., the supplier must attempt to buy emergency energy from third parties to maintain deliveries of LF service). This category should not be used for Long-term firm service which meets the definition of RQ service. For all transactions identified as LF, provide in a footnote the termination date of the contract defined as the earliest date that either buyer or setter can unilaterally get out of the contract.
 IF - for intermediate-term firm service. The same as LF service except that "intermediate-term" means longer than one year but Less than five years.
 SF - for short-term firm service. Use this category for all firm services where the duration of each period of commitment for service is one year or less.
 LU - for Long-term service from a designated generating unit. "Long-term" means five years or Longer. The availability and reliability of service, aside from transmission constraints, must match the availability and reliability of designated unit.
 IU - for intermediate-term service from a designated generating unit. The same as LU service except that "intermediate-term" means Longer than one year but Less than five years.

Line No.	Name of Company or Public Authority (Footnote Affiliations) (a)	Statistical Classification (b)	FERC Rate Schedule or Tariff Number (c)	Average Monthly Billing Demand (MW) (d)	Actual Demand (MW)	
					Average Monthly NCP Demand (e)	Average Monthly CP Demand (f)
1	MidContinent Independent Service Oper.	OS		N/A	N/A	N/A
2	Waste Management Renewable Energy, LLC	OS		N/A	N/A	N/A
3	L'Anse Warden Electric Company, LLC	OS		N/A	N/A	N/A
4	Blue Water Renewables, Inc	OS		N/A	N/A	N/A
5	Invenergy	OS		N/A	N/A	N/A
6	NextEra	OS		N/A	N/A	N/A
7	Big Turtle Wind Farm, LLC	OS		N/A	N/A	N/A
8	Change in Accrual	OS		N/A	N/A	N/A
9						
10						
11						
12						
13						
14						
	Subtotal RQ			0	0	0
	Subtotal non-RQ			0	0	0
	Total			0	0	0

Name of Respondent DTE Electric Company	This Report Is: (1) <input checked="" type="checkbox"/> An Original (2) <input type="checkbox"/> A Resubmission	Date of Report (Mo, Da, Yr) / /	Year/Period of Report End of 2018/Q4
--	---	---------------------------------------	---

SALES FOR RESALE (Account 447) (Continued)

OS - for other service. use this category only for those services which cannot be placed in the above-defined categories, such as all non-firm service regardless of the Length of the contract and service from designated units of Less than one year. Describe the nature of the service in a footnote.

AD - for Out-of-period adjustment. Use this code for any accounting adjustments or "true-ups" for service provided in prior reporting years. Provide an explanation in a footnote for each adjustment.

4. Group requirements RQ sales together and report them starting at line number one. After listing all RQ sales, enter "Subtotal - RQ" in column (a). The remaining sales may then be listed in any order. Enter "Subtotal-Non-RQ" in column (a) after this Listing. Enter "Total" in column (a) as the Last Line of the schedule. Report subtotals and total for columns (9) through (k)

5. In Column (c), identify the FERC Rate Schedule or Tariff Number. On separate Lines, List all FERC rate schedules or tariffs under which service, as identified in column (b), is provided.

6. For requirements RQ sales and any type of-service involving demand charges imposed on a monthly (or Longer) basis, enter the average monthly billing demand in column (d), the average monthly non-coincident peak (NCP) demand in column (e), and the average monthly coincident peak (CP)

demand in column (f). For all other types of service, enter NA in columns (d), (e) and (f). Monthly NCP demand is the maximum metered hourly (60-minute integration) demand in a month. Monthly CP demand is the metered demand during the hour (60-minute integration) in which the supplier's system reaches its monthly peak. Demand reported in columns (e) and (f) must be in megawatts. Footnote any demand not stated on a megawatt basis and explain.

7. Report in column (g) the megawatt hours shown on bills rendered to the purchaser.

8. Report demand charges in column (h), energy charges in column (i), and the total of any other types of charges, including out-of-period adjustments, in column (j). Explain in a footnote all components of the amount shown in column (j). Report in column (k) the total charge shown on bills rendered to the purchaser.

9. The data in column (g) through (k) must be subtotaled based on the RQ/Non-RQ grouping (see instruction 4), and then totaled on the Last -line of the schedule. The "Subtotal - RQ" amount in column (g) must be reported as Requirements Sales For Resale on Page 401, line 23. The "Subtotal - Non-RQ" amount in column (g) must be reported as Non-Requirements Sales For Resale on Page 401, line 24.

10. Footnote entries as required and provide explanations following all required data.

MegaWatt Hours Sold (g)	REVENUE			Total (\$) (h+i+j) (k)	Line No.
	Demand Charges (\$) (h)	Energy Charges (\$) (i)	Other Charges (\$) (j)		
2,680,882		59,260,389		59,260,389	1
		1,974		1,974	2
122,920		4,226,447		4,226,447	3
		987		987	4
		4,000		4,000	5
		20,928		20,928	6
		1,619		1,619	7
		-14,887		-14,887	8
					9
					10
					11
					12
					13
					14
0	0	0	0	0	
2,803,802	0	63,501,457	0	63,501,457	
2,803,802	0	63,501,457	0	63,501,457	

Name of Respondent DTE Electric Company	This Report is: (1) <input checked="" type="checkbox"/> An Original (2) <input type="checkbox"/> A Resubmission	Date of Report (Mo, Da, Yr) / /	Year/Period of Report 2018/Q4
FOOTNOTE DATA			

Schedule Page: 310 Line No.: 1 Column: a

This revenue represents our sales to MISO, our area's independent grid operator.

Schedule Page: 310 Line No.: 2 Column: a

The activity in rows 2-8 relates to renewable energy purchase power agreements.

Schedule Page: 310 Line No.: 4 Column: a

Blue Water Renewables, Inc is a wholly owned, indirect subsidiary of DTE Energy Company. Complete details of ownership structure is found on page 102a.

BLANK PAGE

Name of Respondent		This Report Is:	Date of Report	Year/Period of Report
DTE Electric Company		(1) <input checked="" type="checkbox"/> An Original (2) <input type="checkbox"/> A Resubmission	(Mo, Da, Yr) / /	End of 2018/Q4
ELECTRIC OPERATION AND MAINTENANCE EXPENSES				
If the amount for previous year is not derived from previously reported figures, explain in footnote.				
Line No.	Account (a)	Amount for Current Year (b)	Amount for Previous Year (c)	
1	1. POWER PRODUCTION EXPENSES			
2	A. Steam Power Generation			
3	Operation			
4	(500) Operation Supervision and Engineering	16,488,360	15,249,309	
5	(501) Fuel	710,549,495	680,784,428	
6	(502) Steam Expenses	18,622,607	17,295,824	
7	(503) Steam from Other Sources			
8	(Less) (504) Steam Transferred-Cr.			
9	(505) Electric Expenses	4,397,151	3,807,092	
10	(506) Miscellaneous Steam Power Expenses	60,074,174	73,140,273	
11	(507) Rents			
12	(509) Allowances	9,790,360	13,618,133	
13	TOTAL Operation (Enter Total of Lines 4 thru 12)	819,922,147	803,895,059	
14	Maintenance			
15	(510) Maintenance Supervision and Engineering	190,134	242,929	
16	(511) Maintenance of Structures	11,924,657	11,505,786	
17	(512) Maintenance of Boiler Plant	81,100,327	79,523,654	
18	(513) Maintenance of Electric Plant	24,178,429	19,424,360	
19	(514) Maintenance of Miscellaneous Steam Plant	29,966,735	29,021,068	
20	TOTAL Maintenance (Enter Total of Lines 15 thru 19)	147,360,282	139,717,797	
21	TOTAL Power Production Expenses-Steam Power (Entr Tot lines 13 & 20)	967,282,429	943,612,856	
22	B. Nuclear Power Generation			
23	Operation			
24	(517) Operation Supervision and Engineering	21,276,774	16,023,652	
25	(518) Fuel	45,199,863	53,159,432	
26	(519) Coolants and Water	6,490,476	3,574,028	
27	(520) Steam Expenses	8,867,422	8,437,653	
28	(521) Steam from Other Sources			
29	(Less) (522) Steam Transferred-Cr.			
30	(523) Electric Expenses	4,080,210	4,157,008	
31	(524) Miscellaneous Nuclear Power Expenses	59,571,058	60,632,118	
32	(525) Rents			
33	TOTAL Operation (Enter Total of lines 24 thru 32)	145,485,803	145,983,891	
34	Maintenance			
35	(528) Maintenance Supervision and Engineering	22,558,712	20,988,058	
36	(529) Maintenance of Structures	18,952,793	21,775,105	
37	(530) Maintenance of Reactor Plant Equipment	19,500,738	18,409,793	
38	(531) Maintenance of Electric Plant	18,486,904	11,915,401	
39	(532) Maintenance of Miscellaneous Nuclear Plant	7,886,327	5,095,805	
40	TOTAL Maintenance (Enter Total of lines 35 thru 39)	87,385,474	78,184,162	
41	TOTAL Power Production Expenses-Nuc. Power (Entr tot lines 33 & 40)	232,871,277	224,168,053	
42	C. Hydraulic Power Generation			
43	Operation			
44	(535) Operation Supervision and Engineering	2,488,675	2,025,858	
45	(536) Water for Power			
46	(537) Hydraulic Expenses	1,299,908	1,247,654	
47	(538) Electric Expenses	1,131,480	1,055,102	
48	(539) Miscellaneous Hydraulic Power Generation Expenses	246,366	833,773	
49	(540) Rents			
50	TOTAL Operation (Enter Total of Lines 44 thru 49)	5,166,429	5,162,387	
51	C. Hydraulic Power Generation (Continued)			
52	Maintenance			
53	(541) Maintenance Supervision and Engineering	525,789	413,425	
54	(542) Maintenance of Structures	561,930	1,099,899	
55	(543) Maintenance of Reservoirs, Dams, and Waterways	908,484	1,039,008	
56	(544) Maintenance of Electric Plant	1,046,403	710,289	
57	(545) Maintenance of Miscellaneous Hydraulic Plant	2,358,048	1,844,754	
58	TOTAL Maintenance (Enter Total of lines 53 thru 57)	5,400,654	5,107,375	
59	TOTAL Power Production Expenses-Hydraulic Power (tot of lines 50 & 58)	10,567,083	10,269,762	

Name of Respondent DTE Electric Company	This Report Is: (1) <input checked="" type="checkbox"/> An Original (2) <input type="checkbox"/> A Resubmission	Date of Report (Mo, Da, Yr) / /	Year/Period of Report End of 2018/Q4
--	---	---------------------------------------	---

ELECTRIC OPERATION AND MAINTENANCE EXPENSES (Continued)

If the amount for previous year is not derived from previously reported figures, explain in footnote.

Line No.	Account (a)	Amount for Current Year (b)	Amount for Previous Year (c)
60	D. Other Power Generation		
61	Operation		
62	(546) Operation Supervision and Engineering		
63	(547) Fuel	75,637,149	40,121,081
64	(548) Generation Expenses	2,764,145	2,244,343
65	(549) Miscellaneous Other Power Generation Expenses	4,674,402	6,128,910
66	(550) Rents		
67	TOTAL Operation (Enter Total of lines 62 thru 66)	83,075,696	48,494,334
68	Maintenance		
69	(551) Maintenance Supervision and Engineering		
70	(552) Maintenance of Structures		
71	(553) Maintenance of Generating and Electric Plant	20,530,591	19,986,132
72	(554) Maintenance of Miscellaneous Other Power Generation Plant		
73	TOTAL Maintenance (Enter Total of lines 69 thru 72)	20,530,591	19,986,132
74	TOTAL Power Production Expenses-Other Power (Enter Tot of 67 & 73)	103,606,287	68,480,466
75	E. Other Power Supply Expenses		
76	(555) Purchased Power	478,213,826	431,554,127
77	(556) System Control and Load Dispatching	3,975,572	3,874,937
78	(557) Other Expenses	-102,233,218	-103,638,444
79	TOTAL Other Power Supply Exp (Enter Total of lines 76 thru 78)	379,956,180	331,790,620
80	TOTAL Power Production Expenses (Total of lines 21, 41, 59, 74 & 79)	1,694,283,256	1,578,321,757
81	2. TRANSMISSION EXPENSES		
82	Operation		
83	(560) Operation Supervision and Engineering		
84			
85	(561.1) Load Dispatch-Reliability		
86	(561.2) Load Dispatch-Monitor and Operate Transmission System		
87	(561.3) Load Dispatch-Transmission Service and Scheduling		
88	(561.4) Scheduling, System Control and Dispatch Services	11,692,353	11,171,591
89	(561.5) Reliability, Planning and Standards Development		
90	(561.6) Transmission Service Studies		
91	(561.7) Generation Interconnection Studies		
92	(561.8) Reliability, Planning and Standards Development Services	840,711	803,267
93	(562) Station Expenses	13,934	1,739
94	(563) Overhead Lines Expenses		
95	(564) Underground Lines Expenses		
96	(565) Transmission of Electricity by Others	310,083,611	312,253,332
97	(566) Miscellaneous Transmission Expenses	21,291,453	24,781,809
98	(567) Rents		
99	TOTAL Operation (Enter Total of lines 83 thru 98)	343,922,062	349,011,738
100	Maintenance		
101	(568) Maintenance Supervision and Engineering		
102	(569) Maintenance of Structures		
103	(569.1) Maintenance of Computer Hardware		
104	(569.2) Maintenance of Computer Software		
105	(569.3) Maintenance of Communication Equipment		
106	(569.4) Maintenance of Miscellaneous Regional Transmission Plant		
107	(570) Maintenance of Station Equipment		
108	(571) Maintenance of Overhead Lines		
109	(572) Maintenance of Underground Lines		
110	(573) Maintenance of Miscellaneous Transmission Plant		
111	TOTAL Maintenance (Total of lines 101 thru 110)		
112	TOTAL Transmission Expenses (Total of lines 99 and 111)	343,922,062	349,011,738

Name of Respondent DTE Electric Company	This Report Is: (1) <input checked="" type="checkbox"/> An Original (2) <input type="checkbox"/> A Resubmission	Date of Report (Mo, Da, Yr) / /	Year/Period of Report End of 2018/Q4
--	---	---------------------------------------	---

ELECTRIC OPERATION AND MAINTENANCE EXPENSES (Continued)

If the amount for previous year is not derived from previously reported figures, explain in footnote.

Line No.	Account (a)	Amount for Current Year (b)	Amount for Previous Year (c)
113	3. REGIONAL MARKET EXPENSES		
114	Operation		
115	(575.1) Operation Supervision		
116	(575.2) Day-Ahead and Real-Time Market Facilitation		
117	(575.3) Transmission Rights Market Facilitation		
118	(575.4) Capacity Market Facilitation		
119	(575.5) Ancillary Services Market Facilitation		
120	(575.6) Market Monitoring and Compliance		
121	(575.7) Market Facilitation, Monitoring and Compliance Services	9,205,924	7,784,196
122	(575.8) Rents		
123	Total Operation (Lines 115 thru 122)	9,205,924	7,784,196
124	Maintenance		
125	(576.1) Maintenance of Structures and Improvements		
126	(576.2) Maintenance of Computer Hardware		
127	(576.3) Maintenance of Computer Software		
128	(576.4) Maintenance of Communication Equipment		
129	(576.5) Maintenance of Miscellaneous Market Operation Plant		
130	Total Maintenance (Lines 125 thru 129)		
131	TOTAL Regional Transmission and Market Op Expns (Total 123 and 130)	9,205,924	7,784,196
132	4. DISTRIBUTION EXPENSES		
133	Operation		
134	(580) Operation Supervision and Engineering	49,294,195	46,103,293
135	(581) Load Dispatching	910,548	1,232,716
136	(582) Station Expenses	7,984,619	6,068,719
137	(583) Overhead Line Expenses	6,157,414	6,471,735
138	(584) Underground Line Expenses	1,490,615	1,314,582
139	(585) Street Lighting and Signal System Expenses		
140	(586) Meter Expenses	7,438,402	6,827,981
141	(587) Customer Installations Expenses	279,300	274,760
142	(588) Miscellaneous Expenses	24,232,287	23,480,354
143	(589) Rents	1,962	1,819
144	TOTAL Operation (Enter Total of lines 134 thru 143)	97,789,342	91,775,959
145	Maintenance		
146	(590) Maintenance Supervision and Engineering	3,257,809	3,261,112
147	(591) Maintenance of Structures	1,350,968	1,471,091
148	(592) Maintenance of Station Equipment	21,451,621	25,814,057
149	(593) Maintenance of Overhead Lines	149,680,873	164,755,876
150	(594) Maintenance of Underground Lines	10,724,711	14,815,427
151	(595) Maintenance of Line Transformers		
152	(596) Maintenance of Street Lighting and Signal Systems	2,830,639	2,656,289
153	(597) Maintenance of Meters		
154	(598) Maintenance of Miscellaneous Distribution Plant		
155	TOTAL Maintenance (Total of lines 146 thru 154)	189,296,621	212,773,852
156	TOTAL Distribution Expenses (Total of lines 144 and 155)	287,085,963	304,549,811
157	5. CUSTOMER ACCOUNTS EXPENSES		
158	Operation		
159	(901) Supervision	901,218	1,090,662
160	(902) Meter Reading Expenses	2,412,429	3,391,361
161	(903) Customer Records and Collection Expenses	75,282,789	75,945,089
162	(904) Uncollectible Accounts	84,898,683	50,860,700
163	(905) Miscellaneous Customer Accounts Expenses	39,549,122	39,098,951
164	TOTAL Customer Accounts Expenses (Total of lines 159 thru 163)	203,044,241	170,386,763

Name of Respondent DTE Electric Company	This Report Is: (1) <input checked="" type="checkbox"/> An Original (2) <input type="checkbox"/> A Resubmission	Date of Report (Mo, Da, Yr) / /	Year/Period of Report End of 2018/Q4
--	---	---------------------------------------	---

ELECTRIC OPERATION AND MAINTENANCE EXPENSES (Continued)

If the amount for previous year is not derived from previously reported figures, explain in footnote.

Line No.	Account (a)	Amount for Current Year (b)	Amount for Previous Year (c)
165	6. CUSTOMER SERVICE AND INFORMATIONAL EXPENSES		
166	Operation		
167	(907) Supervision	3,091,924	1,979,770
168	(908) Customer Assistance Expenses	85,567,594	77,238,103
169	(909) Informational and Instructional Expenses	3,017,668	2,459,976
170	(910) Miscellaneous Customer Service and Informational Expenses	7,312,325	8,904,822
171	TOTAL Customer Service and Information Expenses (Total 167 thru 170)	98,989,511	90,582,671
172	7. SALES EXPENSES		
173	Operation		
174	(911) Supervision	805,170	1,287,021
175	(912) Demonstrating and Selling Expenses	2,391,167	2,208,800
176	(913) Advertising Expenses		
177	(916) Miscellaneous Sales Expenses	1,384,484	1,246,105
178	TOTAL Sales Expenses (Enter Total of lines 174 thru 177)	4,580,821	4,741,926
179	8. ADMINISTRATIVE AND GENERAL EXPENSES		
180	Operation		
181	(920) Administrative and General Salaries	129,356,537	121,314,293
182	(921) Office Supplies and Expenses	48,660,211	43,139,658
183	(Less) (922) Administrative Expenses Transferred-Credit	35,100,112	31,639,092
184	(923) Outside Services Employed	25,506,579	27,036,705
185	(924) Property Insurance	5,434,268	9,261,787
186	(925) Injuries and Damages	19,343,731	13,244,007
187	(926) Employee Pensions and Benefits	147,835,997	163,635,979
188	(927) Franchise Requirements		
189	(928) Regulatory Commission Expenses	678,068	767,272
190	(929) (Less) Duplicate Charges-Cr.		
191	(930.1) General Advertising Expenses	6,146,244	3,178,559
192	(930.2) Miscellaneous General Expenses	9,949,729	4,658,643
193	(931) Rents	7,781,526	8,119,403
194	TOTAL Operation (Enter Total of lines 181 thru 193)	365,592,778	362,717,214
195	Maintenance		
196	(935) Maintenance of General Plant	5,341,389	5,804,159
197	TOTAL Administrative & General Expenses (Total of lines 194 and 196)	370,934,167	368,521,373
198	TOTAL Elec Op and Maint Expns (Total 80,112,131,156,164,171,178,197)	3,012,045,945	2,873,900,235

Name of Respondent DTE Electric Company	This Report Is: (1) <input checked="" type="checkbox"/> An Original (2) <input type="checkbox"/> A Resubmission	Date of Report (Mo, Da, Yr)	Year of Report 2018/Q4
--	---	--------------------------------	---------------------------

NUMBER OF ELECTRIC DEPARTMENT EMPLOYEES

<p>1. The data on number of employees should be reported for the payroll period ending nearest to October 31, or any payroll period ending 60 days before or after October 31.</p> <p>2. If the respondent's payroll for the reporting period includes any special construction personnel, include such employees on line 3, and show the number of such special construction employees in a footnote.</p>	<p>3. The number of employees assignable to the electric department from joint functions of combination utilities may be determined by estimate, on the basis of employee equivalents. Show the estimated number of equivalent employees attributed to the electric department from joint functions.</p>
1. Payroll Period Ended (Date)	12/31/2018
2. Total Regular Full-Time Employees	4865
3. Total Part-Time and Temporary Employees	4
4. Total Employees	4869

NOTE: DTE Corporate Services (Estimated Employee Equivalents)	<u>2006</u>
Total Employees / Equivalents	6875

BLANK PAGE

Name of Respondent DTE Electric Company	This Report Is: (1) <input checked="" type="checkbox"/> An Original (2) <input type="checkbox"/> A Resubmission	Date of Report (Mo, Da, Yr) / /	Year/Period of Report End of 2018/Q4
--	---	---------------------------------------	---

**PURCHASED POWER (Account 555)
(Including power exchanges)**

1. Report all power purchases made during the year. Also report exchanges of electricity (i.e., transactions involving a balancing of debits and credits for energy, capacity, etc.) and any settlements for imbalanced exchanges.
2. Enter the name of the seller or other party in an exchange transaction in column (a). Do not abbreviate or truncate the name or use acronyms. Explain in a footnote any ownership interest or affiliation the respondent has with the seller.
3. In column (b), enter a Statistical Classification Code based on the original contractual terms and conditions of the service as follows:

RQ - for requirements service. Requirements service is service which the supplier plans to provide on an ongoing basis (i.e., the supplier includes projects load for this service in its system resource planning). In addition, the reliability of requirement service must be the same as, or second only to, the supplier's service to its own ultimate consumers.

LF - for long-term firm service. "Long-term" means five years or longer and "firm" means that service cannot be interrupted for economic reasons and is intended to remain reliable even under adverse conditions (e.g., the supplier must attempt to buy emergency energy from third parties to maintain deliveries of LF service). This category should not be used for long-term firm service firm service which meets the definition of RQ service. For all transaction identified as LF, provide in a footnote the termination date of the contract defined as the earliest date that either buyer or seller can unilaterally get out of the contract.

IF - for intermediate-term firm service. The same as LF service expect that "intermediate-term" means longer than one year but less than five years.

SF - for short-term service. Use this category for all firm services, where the duration of each period of commitment for service is one year or less.

LU - for long-term service from a designated generating unit. "Long-term" means five years or longer. The availability and reliability of service, aside from transmission constraints, must match the availability and reliability of the designated unit.

IU - for intermediate-term service from a designated generating unit. The same as LU service expect that "intermediate-term" means longer than one year but less than five years.

EX - For exchanges of electricity. Use this category for transactions involving a balancing of debits and credits for energy, capacity, etc. and any settlements for imbalanced exchanges.

OS - for other service. Use this category only for those services which cannot be placed in the above-defined categories, such as all non-firm service regardless of the Length of the contract and service from designated units of Less than one year. Describe the nature of the service in a footnote for each adjustment.

Line No.	Name of Company or Public Authority (Footnote Affiliations) (a)	Statistical Classification (b)	FERC Rate Schedule or Tariff Number (c)	Average Monthly Billing Demand (MW) (d)	Actual Demand (MW)	
					Average Monthly NCP Demand (e)	Average Monthly CP Demand (f)
1	LES (Ann Arbor Landfill Facility)	OS				
2	City of Ann Arbor (Barton Dam)	OS				
3	Fortistar Methane 3 (Arbor Hills)	OS				
4	Charter Township of Ypsilanti	OS				
5	Detroit Renewable Power	OS				
6	LES (Sumpter Pine Tree Acres Landfill)	OS				
7	Riverview Energy Systems 1	OS				
8	IKEA US West, Inc	OS				
9	STS Hydro Power Ltd	OS				
10	LES (Sumpter City Sand Facility)	OS				
11	City of Ann Arbor (Superior Dam)	OS				
12	Wayne Energy Recovery, Inc	OS				
13	AVL North America	OS				
14	Johnson Matthey, Inc	OS				
	Total					

Name of Respondent DTE Electric Company	This Report Is: (1) <input checked="" type="checkbox"/> An Original (2) <input type="checkbox"/> A Resubmission	Date of Report (Mo, Da, Yr) / /	Year/Period of Report End of 2018/Q4
--	---	---------------------------------------	---

PURCHASED POWER(Account 555) (Continued)
(Including power exchanges)

AD - for out-of-period adjustment. Use this code for any accounting adjustments or "true-ups" for service provided in prior reporting years. Provide an explanation in a footnote for each adjustment.

4. In column (c), identify the FERC Rate Schedule Number or Tariff, or, for non-FERC jurisdictional sellers, include an appropriate designation for the contract. On separate lines, list all FERC rate schedules, tariffs or contract designations under which service, as identified in column (b), is provided.
5. For requirements RQ purchases and any type of service involving demand charges imposed on a monthly (or longer) basis, enter the monthly average billing demand in column (d), the average monthly non-coincident peak (NCP) demand in column (e), and the average monthly coincident peak (CP) demand in column (f). For all other types of service, enter NA in columns (d), (e) and (f). Monthly NCP demand is the maximum metered hourly (60-minute integration) demand in a month. Monthly CP demand is the metered demand during the hour (60-minute integration) in which the supplier's system reaches its monthly peak. Demand reported in columns (e) and (f) must be in megawatts. Footnote any demand not stated on a megawatt basis and explain.
6. Report in column (g) the megawatthours shown on bills rendered to the respondent. Report in columns (h) and (i) the megawatthours of power exchanges received and delivered, used as the basis for settlement. Do not report net exchange.
7. Report demand charges in column (j), energy charges in column (k), and the total of any other types of charges, including out-of-period adjustments, in column (l). Explain in a footnote all components of the amount shown in column (l). Report in column (m) the total charge shown on bills received as settlement by the respondent. For power exchanges, report in column (m) the settlement amount for the net receipt of energy. If more energy was delivered than received, enter a negative amount. If the settlement amount (l) include credits or charges other than incremental generation expenses, or (2) excludes certain credits or charges covered by the agreement, provide an explanatory footnote.
8. The data in column (g) through (m) must be totalled on the last line of the schedule. The total amount in column (g) must be reported as Purchases on Page 401, line 10. The total amount in column (h) must be reported as Exchange Received on Page 401, line 12. The total amount in column (i) must be reported as Exchange Delivered on Page 401, line 13.
9. Footnote entries as required and provide explanations following all required data.

MegaWatt Hours Purchased (g)	POWER EXCHANGES		COST/SETTLEMENT OF POWER				Line No.
	MegaWatt Hours Received (h)	MegaWatt Hours Delivered (i)	Demand Charges (\$) (j)	Energy Charges (\$) (k)	Other Charges (\$) (l)	Total (j+k+l) of Settlement (\$) (m)	
4,268				186,382		186,382	1
3,385				204,354		204,354	2
122,656				10,012,946		10,012,946	3
10,511				658,533		658,533	4
150,604				9,526,790		9,526,790	5
69,157				4,647,651		4,647,651	6
42,452				2,675,502		2,675,502	7
93				3,119		3,119	8
4,307				259,740		259,740	9
79,078				4,222,571		4,222,571	10
1,921				115,952		115,952	11
175				7,499	-819,632	-812,133	12
13				391		391	13
3				77		77	14
9,230,556				472,810,473	5,403,353	478,213,826	

Name of Respondent DTE Electric Company	This Report Is: (1) <input checked="" type="checkbox"/> An Original (2) <input type="checkbox"/> A Resubmission	Date of Report (Mo, Da, Yr) / /	Year/Period of Report End of 2018/Q4
--	---	---------------------------------------	---

**PURCHASED POWER (Account 555)
(Including power exchanges)**

1. Report all power purchases made during the year. Also report exchanges of electricity (i.e., transactions involving a balancing of debits and credits for energy, capacity, etc.) and any settlements for imbalanced exchanges.
2. Enter the name of the seller or other party in an exchange transaction in column (a). Do not abbreviate or truncate the name or use acronyms. Explain in a footnote any ownership interest or affiliation the respondent has with the seller.
3. In column (b), enter a Statistical Classification Code based on the original contractual terms and conditions of the service as follows:

RQ - for requirements service. Requirements service is service which the supplier plans to provide on an ongoing basis (i.e., the supplier includes projects load for this service in its system resource planning). In addition, the reliability of requirement service must be the same as, or second only to, the supplier's service to its own ultimate consumers.

LF - for long-term firm service. "Long-term" means five years or longer and "firm" means that service cannot be interrupted for economic reasons and is intended to remain reliable even under adverse conditions (e.g., the supplier must attempt to buy emergency energy from third parties to maintain deliveries of LF service). This category should not be used for long-term firm service firm service which meets the definition of RQ service. For all transaction identified as LF, provide in a footnote the termination date of the contract defined as the earliest date that either buyer or seller can unilaterally get out of the contract.

IF - for intermediate-term firm service. The same as LF service expect that "intermediate-term" means longer than one year but less than five years.

SF - for short-term service. Use this category for all firm services, where the duration of each period of commitment for service is one year or less.

LU - for long-term service from a designated generating unit. "Long-term" means five years or longer. The availability and reliability of service, aside from transmission constraints, must match the availability and reliability of the designated unit.

IU - for intermediate-term service from a designated generating unit. The same as LU service expect that "intermediate-term" means longer than one year but less than five years.

EX - For exchanges of electricity. Use this category for transactions involving a balancing of debits and credits for energy, capacity, etc. and any settlements for imbalanced exchanges.

OS - for other service. Use this category only for those services which cannot be placed in the above-defined categories, such as all non-firm service regardless of the Length of the contract and service from designated units of Less than one year. Describe the nature of the service in a footnote for each adjustment.

Line No.	Name of Company or Public Authority (Footnote Affiliations) (a)	Statistical Classification (b)	FERC Rate Schedule or Tariff Number (c)	Average Monthly Billing Demand (MW) (d)	Actual Demand (MW)	
					Average Monthly NCP Demand (e)	Average Monthly CP Demand (f)
1	Heritage Stoney Corners Wind Farm I	OS				
2	Green Racer Wind LLC (Tuscola II)	OS				
3	L'Anse Warden Electric Company, LLC	OS				
4	Blue Water Renewables, Inc	OS				
5	Gratiot County Wind, LLC	OS				
6	Waste Management Renewable Energy, LLC	OS				
7	Canyon Wind, LLC (Tuscola I)	OS				
8	Pheasant Run I, LLC	OS				
9	Big Turtle Wind Farm, LLC	OS				
10	Renewable energy transfer price	OS				
11	MidContinent Independent					
12	System Operator	OS				
13	Zonal Resource Credits	EX				
14	GreenCurrent Renewable Energy Credits	OS				
	Total					

Name of Respondent DTE Electric Company	This Report Is: (1) <input checked="" type="checkbox"/> An Original (2) <input type="checkbox"/> A Resubmission	Date of Report (Mo, Da, Yr) / /	Year/Period of Report End of 2018/Q4
--	---	---------------------------------------	---

PURCHASED POWER(Account 555) (Continued)
(Including power exchanges)

AD - for out-of-period adjustment. Use this code for any accounting adjustments or "true-ups" for service provided in prior reporting years. Provide an explanation in a footnote for each adjustment.

4. In column (c), identify the FERC Rate Schedule Number or Tariff, or, for non-FERC jurisdictional sellers, include an appropriate designation for the contract. On separate lines, list all FERC rate schedules, tariffs or contract designations under which service, as identified in column (b), is provided.

5. For requirements RQ purchases and any type of service involving demand charges imposed on a monthly (or longer) basis, enter the monthly average billing demand in column (d), the average monthly non-coincident peak (NCP) demand in column (e), and the average monthly coincident peak (CP) demand in column (f). For all other types of service, enter NA in columns (d), (e) and (f). Monthly NCP demand is the maximum metered hourly (60-minute integration) demand in a month. Monthly CP demand is the metered demand during the hour (60-minute integration) in which the supplier's system reaches its monthly peak. Demand reported in columns (e) and (f) must be in megawatts. Footnote any demand not stated on a megawatt basis and explain.

6. Report in column (g) the megawatthours shown on bills rendered to the respondent. Report in columns (h) and (i) the megawatthours of power exchanges received and delivered, used as the basis for settlement. Do not report net exchange.

7. Report demand charges in column (j), energy charges in column (k), and the total of any other types of charges, including out-of-period adjustments, in column (l). Explain in a footnote all components of the amount shown in column (l). Report in column (m) the total charge shown on bills received as settlement by the respondent. For power exchanges, report in column (m) the settlement amount for the net receipt of energy. If more energy was delivered than received, enter a negative amount. If the settlement amount (l) include credits or charges other than incremental generation expenses, or (2) excludes certain credits or charges covered by the agreement, provide an explanatory footnote.

8. The data in column (g) through (m) must be totalled on the last line of the schedule. The total amount in column (g) must be reported as Purchases on Page 401, line 10. The total amount in column (h) must be reported as Exchange Received on Page 401, line 12. The total amount in column (i) must be reported as Exchange Delivered on Page 401, line 13.

9. Footnote entries as required and provide explanations following all required data.

MegaWatt Hours Purchased (g)	POWER EXCHANGES		COST/SETTLEMENT OF POWER				Line No.
	MegaWatt Hours Received (h)	MegaWatt Hours Delivered (i)	Demand Charges (\$) (j)	Energy Charges (\$) (k)	Other Charges (\$) (l)	Total (j+k+l) of Settlement (\$) (m)	
77,153				6,871,887		6,871,887	1
298,440				14,698,181		14,698,181	2
125,438				12,782,557		12,782,557	3
27,653				2,751,338		2,751,338	4
273,579				24,368,011		24,368,011	5
25,196				2,141,667		2,141,667	6
350,239				21,329,581		21,329,581	7
259,729				12,791,654		12,791,654	8
75,831				4,019,066		4,019,066	9
				102,233,218		102,233,218	10
							11
6,895,270				235,072,855		235,072,855	12
					5,609,729	5,609,729	13
					613,256	613,256	14
9,230,556				472,810,473	5,403,353	478,213,826	

Name of Respondent DTE Electric Company	This Report Is: (1) <input checked="" type="checkbox"/> An Original (2) <input type="checkbox"/> A Resubmission	Date of Report (Mo, Da, Yr) / /	Year/Period of Report End of 2018/Q4
--	---	---------------------------------------	---

**PURCHASED POWER (Account 555)
(Including power exchanges)**

1. Report all power purchases made during the year. Also report exchanges of electricity (i.e., transactions involving a balancing of debits and credits for energy, capacity, etc.) and any settlements for imbalanced exchanges.
2. Enter the name of the seller or other party in an exchange transaction in column (a). Do not abbreviate or truncate the name or use acronyms. Explain in a footnote any ownership interest or affiliation the respondent has with the seller.
3. In column (b), enter a Statistical Classification Code based on the original contractual terms and conditions of the service as follows:

RQ - for requirements service. Requirements service is service which the supplier plans to provide on an ongoing basis (i.e., the supplier includes projects load for this service in its system resource planning). In addition, the reliability of requirement service must be the same as, or second only to, the supplier's service to its own ultimate consumers.

LF - for long-term firm service. "Long-term" means five years or longer and "firm" means that service cannot be interrupted for economic reasons and is intended to remain reliable even under adverse conditions (e.g., the supplier must attempt to buy emergency energy from third parties to maintain deliveries of LF service). This category should not be used for long-term firm service firm service which meets the definition of RQ service. For all transaction identified as LF, provide in a footnote the termination date of the contract defined as the earliest date that either buyer or seller can unilaterally get out of the contract.

IF - for intermediate-term firm service. The same as LF service expect that "intermediate-term" means longer than one year but less than five years.

SF - for short-term service. Use this category for all firm services, where the duration of each period of commitment for service is one year or less.

LU - for long-term service from a designated generating unit. "Long-term" means five years or longer. The availability and reliability of service, aside from transmission constraints, must match the availability and reliability of the designated unit.

IU - for intermediate-term service from a designated generating unit. The same as LU service expect that "intermediate-term" means longer than one year but less than five years.

EX - For exchanges of electricity. Use this category for transactions involving a balancing of debits and credits for energy, capacity, etc. and any settlements for imbalanced exchanges.

OS - for other service. Use this category only for those services which cannot be placed in the above-defined categories, such as all non-firm service regardless of the Length of the contract and service from designated units of Less than one year. Describe the nature of the service in a footnote for each adjustment.

Line No.	Name of Company or Public Authority (Footnote Affiliations) (a)	Statistical Classification (b)	FERC Rate Schedule or Tariff Number (c)	Average Monthly Billing Demand (MW) (d)	Actual Demand (MW)	
					Average Monthly NCP Demand (e)	Average Monthly CP Demand (f)
1	Net change in amounts accrued	OS				
2						
3						
4						
5						
6						
7						
8						
9						
10						
11						
12						
13						
14						
	Total					

Name of Respondent DTE Electric Company	This Report Is: (1) <input checked="" type="checkbox"/> An Original (2) <input type="checkbox"/> A Resubmission	Date of Report (Mo, Da, Yr) / /	Year/Period of Report End of 2018/Q4
--	---	---------------------------------------	---

PURCHASED POWER(Account 555) (Continued)
(Including power exchanges)

AD - for out-of-period adjustment. Use this code for any accounting adjustments or "true-ups" for service provided in prior reporting years. Provide an explanation in a footnote for each adjustment.

4. In column (c), identify the FERC Rate Schedule Number or Tariff, or, for non-FERC jurisdictional sellers, include an appropriate designation for the contract. On separate lines, list all FERC rate schedules, tariffs or contract designations under which service, as identified in column (b), is provided.

5. For requirements RQ purchases and any type of service involving demand charges imposed on a monthly (or longer) basis, enter the monthly average billing demand in column (d), the average monthly non-coincident peak (NCP) demand in column (e), and the average monthly coincident peak (CP) demand in column (f). For all other types of service, enter NA in columns (d), (e) and (f). Monthly NCP demand is the maximum metered hourly (60-minute integration) demand in a month. Monthly CP demand is the metered demand during the hour (60-minute integration) in which the supplier's system reaches its monthly peak. Demand reported in columns (e) and (f) must be in megawatts. Footnote any demand not stated on a megawatt basis and explain.

6. Report in column (g) the megawatthours shown on bills rendered to the respondent. Report in columns (h) and (i) the megawatthours of power exchanges received and delivered, used as the basis for settlement. Do not report net exchange.

7. Report demand charges in column (j), energy charges in column (k), and the total of any other types of charges, including out-of-period adjustments, in column (l). Explain in a footnote all components of the amount shown in column (l). Report in column (m) the total charge shown on bills received as settlement by the respondent. For power exchanges, report in column (m) the settlement amount for the net receipt of energy. If more energy was delivered than received, enter a negative amount. If the settlement amount (l) include credits or charges other than incremental generation expenses, or (2) excludes certain credits or charges covered by the agreement, provide an explanatory footnote.

8. The data in column (g) through (m) must be totalled on the last line of the schedule. The total amount in column (g) must be reported as Purchases on Page 401, line 10. The total amount in column (h) must be reported as Exchange Received on Page 401, line 12. The total amount in column (i) must be reported as Exchange Delivered on Page 401, line 13.

9. Footnote entries as required and provide explanations following all required data.

MegaWatt Hours Purchased (g)	POWER EXCHANGES		COST/SETTLEMENT OF POWER				Line No.
	MegaWatt Hours Received (h)	MegaWatt Hours Delivered (i)	Demand Charges (\$) (j)	Energy Charges (\$) (k)	Other Charges (\$) (l)	Total (j+k+l) of Settlement (\$) (m)	
333,405				1,228,951		1,228,951	1
							2
							3
							4
							5
							6
							7
							8
							9
							10
							11
							12
							13
							14
9,230,556				472,810,473	5,403,353	478,213,826	

Name of Respondent	This Report is:	Date of Report	Year/Period of Report
DTE Electric Company	(1) <input checked="" type="checkbox"/> An Original (2) <input type="checkbox"/> A Resubmission	(Mo, Da, Yr) / /	2018/Q4
FOOTNOTE DATA			

Schedule Page: 326 Line No.: 1 Column: b

All companies on page 326, 326.1 and 326.2 that are classified as Other Service (with the exception of MidContinent Independent Service Operator, Zonal Resource Credits and Green Currents) are related to purchase of power from renewable energy sources.

MidContinent Independent Service Operator is classified as Other Service as they are the regional service operator.

GreenCurrent Renewable Energy Credit transactions are classified as Other Service as they do not belong in any of the other classifications.

The net change in amounts accrued includes accruals that relate to transactions for the above listed categories.

Schedule Page: 326.1 Line No.: 4 Column: a

Blue Water Renewables, Inc is a wholly owned, indirect subsidiary of DTE Energy Company. Complete details of ownership structure is found on page 102a.

BLANK PAGE

Name of Respondent DTE Electric Company	This Report Is: (1) <input checked="" type="checkbox"/> An Original (2) <input type="checkbox"/> A Resubmission	Date of Report (Mo, Da, Yr) / /	Year/Period of Report End of 2018/Q4
--	---	---------------------------------------	---

TRANSMISSION OF ELECTRICITY FOR OTHERS (Account 456.1)
(Including transactions referred to as 'wheeling')

1. Report all transmission of electricity, i.e., wheeling, provided for other electric utilities, cooperatives, other public authorities, qualifying facilities, non-traditional utility suppliers and ultimate customers for the quarter.
2. Use a separate line of data for each distinct type of transmission service involving the entities listed in column (a), (b) and (c).
3. Report in column (a) the company or public authority that paid for the transmission service. Report in column (b) the company or public authority that the energy was received from and in column (c) the company or public authority that the energy was delivered to. Provide the full name of each company or public authority. Do not abbreviate or truncate name or use acronyms. Explain in a footnote any ownership interest in or affiliation the respondent has with the entities listed in columns (a), (b) or (c)
4. In column (d) enter a Statistical Classification code based on the original contractual terms and conditions of the service as follows: FNO - Firm Network Service for Others, FNS - Firm Network Transmission Service for Self, LFP - "Long-Term Firm Point to Point Transmission Service, OLF - Other Long-Term Firm Transmission Service, SFP - Short-Term Firm Point to Point Transmission Reservation, NF - non-firm transmission service, OS - Other Transmission Service and AD - Out-of-Period Adjustments. Use this code for any accounting adjustments or "true-ups" for service provided in prior reporting periods. Provide an explanation in a footnote for each adjustment. See General Instruction for definitions of codes.

Line No.	Payment By (Company of Public Authority) (Footnote Affiliation) (a)	Energy Received From (Company of Public Authority) (Footnote Affiliation) (b)	Energy Delivered To (Company of Public Authority) (Footnote Affiliation) (c)	Statistical Classification (d)
1	See FN			
2				
3				
4				
5				
6				
7				
8				
9				
10				
11				
12				
13				
14				
15				
16				
17				
18				
19				
20				
21				
22				
23				
24				
25				
26				
27				
28				
29				
30				
31				
32				
33				
34				
	TOTAL			

Name of Respondent DTE Electric Company	This Report Is: (1) <input checked="" type="checkbox"/> An Original (2) <input type="checkbox"/> A Resubmission	Date of Report (Mo, Da, Yr) / /	Year/Period of Report End of 2018/Q4
--	---	---------------------------------------	---

TRANSMISSION OF ELECTRICITY FOR OTHERS (Account 456)(Continued)
(Including transactions referred to as 'wheeling')

5. In column (e), identify the FERC Rate Schedule or Tariff Number, On separate lines, list all FERC rate schedules or contract designations under which service, as identified in column (d), is provided.
6. Report receipt and delivery locations for all single contract path, "point to point" transmission service. In column (f), report the designation for the substation, or other appropriate identification for where energy was received as specified in the contract. In column (g) report the designation for the substation, or other appropriate identification for where energy was delivered as specified in the contract.
7. Report in column (h) the number of megawatts of billing demand that is specified in the firm transmission service contract. Demand reported in column (h) must be in megawatts. Footnote any demand not stated on a megawatts basis and explain.
8. Report in column (i) and (j) the total megawatthours received and delivered.

FERC Rate Schedule of Tariff Number (e)	Point of Receipt (Substation or Other Designation) (f)	Point of Delivery (Substation or Other Designation) (g)	Billing Demand (MW) (h)	TRANSFER OF ENERGY		Line No.
				MegaWatt Hours Received (i)	MegaWatt Hours Delivered (j)	
						1
						2
						3
						4
						5
						6
						7
						8
						9
						10
						11
						12
						13
						14
						15
						16
						17
						18
						19
						20
						21
						22
						23
						24
						25
						26
						27
						28
						29
						30
						31
						32
						33
						34
			0	0		0

Name of Respondent DTE Electric Company	This Report Is: (1) <input checked="" type="checkbox"/> An Original (2) <input type="checkbox"/> A Resubmission	Date of Report (Mo, Da, Yr) / /	Year/Period of Report End of 2018/Q4
--	---	---------------------------------------	---

TRANSMISSION OF ELECTRICITY FOR OTHERS (Account 456) (Continued)
(Including transactions referred to as 'wheeling')

9. In column (k) through (n), report the revenue amounts as shown on bills or vouchers. In column (k), provide revenues from demand charges related to the billing demand reported in column (h). In column (l), provide revenues from energy charges related to the amount of energy transferred. In column (m), provide the total revenues from all other charges on bills or vouchers rendered, including out of period adjustments. Explain in a footnote all components of the amount shown in column (m). Report in column (n) the total charge shown on bills rendered to the entity Listed in column (a). If no monetary settlement was made, enter zero (11011) in column (n). Provide a footnote explaining the nature of the non-monetary settlement, including the amount and type of energy or service rendered.

10. The total amounts in columns (i) and (j) must be reported as Transmission Received and Transmission Delivered for annual report purposes only on Page 401, Lines 16 and 17, respectively.

11. Footnote entries and provide explanations following all required data.

REVENUE FROM TRANSMISSION OF ELECTRICITY FOR OTHERS

Demand Charges (\$) (k)	Energy Charges (\$) (l)	(Other Charges) (\$) (m)	Total Revenues (\$) (k+l+m) (n)	Line No.
				1
				2
				3
				4
				5
				6
				7
				8
				9
				10
				11
				12
				13
				14
				15
				16
				17
				18
				19
				20
				21
				22
				23
				24
				25
				26
				27
				28
				29
				30
				31
				32
				33
				34
0	0	0	0	

Name of Respondent	This Report is:	Date of Report (Mo, Da, Yr)	Year/Period of Report
DTE Electric Company	(1) <input checked="" type="checkbox"/> An Original (2) <input type="checkbox"/> A Resubmission	/ /	2018/Q4
FOOTNOTE DATA			

Schedule Page: 328 Line No.: 1 Column: a
See Footnote on Page 300, Line 22, Column b

BLANK PAGE

Name of Respondent DTE Electric Company	This Report Is: (1) <input checked="" type="checkbox"/> An Original (2) <input type="checkbox"/> A Resubmission	Date of Report (Mo, Da, Yr)	Year of Report 2018/Q4
--	---	--------------------------------	---------------------------

SALES TO RAILROADS AND RAILWAYS AND INTERDEPARTMENTAL SALES (Accounts 446, 448)

- | | |
|---|---|
| <p>1. Report particulars concerning sales included in Accounts 446 and 448.</p> <p>2. For Sales to Railroads and Railways, Account 446, give name of railroad or railway in addition to other required information. If contract covers several points of delivery and small amounts of electricity are delivered at</p> | <p>each point, such sales may be grouped.</p> <p>3. For Interdepartmental Sales, Account 448, give name of other department and basis of charge to other department in addition to other required information.</p> <p>4. Designate associated companies.</p> <p>5. Provide subheading and total for each account.</p> |
|---|---|

Line No.	Item (a)	Point of Delivery (b)	Kilowatt-hours (c)	Revenue (d)	Revenue per kwh (in cents) (e)
1					
2					
3					
4					
5					
6					
7					
8					
9					
10					
11					
12					
13					
14					
15					
16					
17					

RENT FROM ELECTRICITY PROPERTY AND INTERDEPARTMENTAL RENTS (Accounts 454, 455)

- | | |
|---|---|
| <p>1. Report particulars concerning rents received included in Accounts 454 and 455.</p> <p>2. Minor rents may be grouped by classes.</p> <p>3. If rents are included which were arrived at under an arrangement for apportioning expenses of a joint facility, whereby the amount included in this account</p> | <p>represents profit or return on property, depreciation and taxes, give particulars and the basis of apportionment of such charges to Accounts 454 and 455.</p> <p>4. Designate is lessee is an associated company.</p> <p>5. Provide a subheading and total for each account.</p> |
|---|---|

Line No.	Name of Lessee or Department (a)	Description of Property (b)	Amount of Revenue for Year (c)
16	Rent From Electric Property (Account 454)		
17	AT&T, Comcast, and others	Pole Contacts	12,360,137
18	AT&T, Comcast, and others	Conduit Rental	450,634
19	Various	Real Estate & Other	396,032
20	Various	Antenna Revenue	1,556,095
21	Verizon	Long Term Lease Amortization	291,032
22			15,053,930
23			
24			
25	Interdepartmental Rents (Account 455)		43,473,038
26			
27			
28			
29			

Name of Respondent DTE Electric Company	This Report Is: (1) <input checked="" type="checkbox"/> An Original (2) <input type="checkbox"/> A resubmission	Date of Report (Mo, Da, Yr)	Year of Report 2018/Q4
--	---	--------------------------------	---------------------------

SALES OF WATER AND WATER POWER (Account 453)

1. Report below the information called for concerning revenues derived during the year from sales to others of water or water power. 2. In column (c) show the name of the power development		of the respondent supplying the water or water power sold. 3. Designate associated companies.		
Line No.	Name of Purchaser (a)	Purpose for Which Water Was Used (b)	Power Plant Development Supplying Water or Water Power (c)	Amount of Revenue for Year (e)
1 2 3 4 5 6 7 8 9	Solutia	Industrial	Trenton Channel Power Plant	31,840
10	TOTAL			31,840

MISCELLANEOUS SERVICE REVENUES AND OTHER ELECTRIC REVENUES (Accounts 451, 456)

1. Report particulars concerning miscellaneous service revenues and other electric revenues derived from electric utility operations during year. Report separately in this schedule the total revenues from operation of fish and wildlife and recreation facilities, regardless of whether such facilities are operated by company or by contract		concessionaires. Provide a subheading and total for each account. For Account 456, list first revenues realized through Research and Development ventures, see Account 456. 2. Designate associated companies. 3. Minor items may be grouped by classes.	
Line No.	Name of Company and Description of Service (a)	Amount of Revenue for Year (b)	
11	Miscellaneous Service Revenues (Account 451)		
12			
13	Contribution in Aid of Construction Tax Gross-Up		4,700,970
14	New Service Charge		1,723,955
15	Reconnect Fees		25,990
16	AMI Opt Out Fees		745,600
17	Accounting Adjustments & Other		220,196
18	Unauthorized Use		799,046
19			
20			
21		Total Account 451	8,215,757
22			
23	Revenues from Transmission of Electricity of Others (Account 456.1)		
24			
25	Transmission Services		8,972,827
26	Electric Choice Revenue		72,445,114
27	Wholesale Delivery Services		690,192
28		Total Account 456.1	82,108,133
29			
30			
31	Continued on Page 331B.1		

Name of Respondent DTE Electric Company	This Report Is: (1) <input checked="" type="checkbox"/> An Original (2) <input type="checkbox"/> A resubmission	Date of Report (Mo, Da, Yr)	Year of Report 2018/Q4
<p>1. Report particulars concerning miscellaneous service revenues and other electric revenues derived from electric utility operations during year. Report separately in this schedule the total revenues from operation of fish and wildlife and recreation facilities, regardless of whether such facilities are operated by company or by contract</p>		<p>concessionaires. Provide a subheading and total for each account. For Account 456, list first revenues realized through Research and Development ventures, see Account 456.</p> <p>2. Designate associated companies.</p> <p>3. Minor items may be grouped by classes.</p>	
Line No.	Name of Company and Description of Service (a)	Amount of Revenue for Year (b)	
31	Continued From Page 331B		
32	Other Electric Revenues (Account 456)		
33	Steam Sold To Other Companies	1,717,370	
34			
35			
36	Sales and Use Tax Collection Fee	928,032	
37	Service Charge - Returned Checks	622,974	
38	Unauthorized Use Charge	52,700	
39	Miscellaneous	35,201	
40	Total Account 456	3,356,277	
41			
42			
43			
44			
45			
46			
47			
48			
49			
50	TOTAL	93,680,167	

BLANK PAGE

Name of Respondent DTE Electric Company	This Report Is: (1) <input checked="" type="checkbox"/> An Original (2) <input type="checkbox"/> A Resubmission	Date of Report (Mo, Da, Yr) / /	Year/Period of Report End of 2018/Q4
--	---	---------------------------------------	---

TRANSMISSION OF ELECTRICITY BY OTHERS (Account 565)
(Including transactions referred to as "wheeling")

1. Report all transmission, i.e. wheeling or electricity provided by other electric utilities, cooperatives, municipalities, other public authorities, qualifying facilities, and others for the quarter.
2. In column (a) report each company or public authority that provided transmission service. Provide the full name of the company, abbreviate if necessary, but do not truncate name or use acronyms. Explain in a footnote any ownership interest in or affiliation with the transmission service provider. Use additional columns as necessary to report all companies or public authorities that provided transmission service for the quarter reported.
3. In column (b) enter a Statistical Classification code based on the original contractual terms and conditions of the service as follows: FNS - Firm Network Transmission Service for Self, LFP - Long-Term Firm Point-to-Point Transmission Reservations. OLF - Other Long-Term Firm Transmission Service, SFP - Short-Term Firm Point-to-Point Transmission Reservations, NF - Non-Firm Transmission Service, and OS - Other Transmission Service. See General Instructions for definitions of statistical classifications.
4. Report in column (c) and (d) the total megawatt hours received and delivered by the provider of the transmission service.
5. Report in column (e), (f) and (g) expenses as shown on bills or vouchers rendered to the respondent. In column (e) report the demand charges and in column (f) energy charges related to the amount of energy transferred. On column (g) report the total of all other charges on bills or vouchers rendered to the respondent, including any out of period adjustments. Explain in a footnote all components of the amount shown in column (g). Report in column (h) the total charge shown on bills rendered to the respondent. If no monetary settlement was made, enter zero in column (h). Provide a footnote explaining the nature of the non-monetary settlement, including the amount and type of energy or service rendered.
6. Enter "TOTAL" in column (a) as the last line.
7. Footnote entries and provide explanations following all required data.

Line No.	Name of Company or Public Authority (Footnote Affiliations) (a)	Statistical Classification (b)	TRANSFER OF ENERGY		EXPENSES FOR TRANSMISSION OF ELECTRICITY BY OTHERS			
			Magawatt-hours Received (c)	Magawatt-hours Delivered (d)	Demand Charges (\$) (e)	Energy Charges (\$) (f)	Other Charges (\$) (g)	Total Cost of Transmission (\$) (h)
1	MidContinent ISO	FNS			310,083,611			310,083,611
2								
3								
4								
5								
6								
7								
8								
9								
10								
11								
12								
13								
14								
15								
16								
	TOTAL				310,083,611			310,083,611

Name of Respondent DTE Electric Company	This Report Is: (1) <input checked="" type="checkbox"/> An Original (2) <input type="checkbox"/> A Resubmission	Date of Report (Mo, Da, Yr)	Year of Report 2018/Q4
--	---	--------------------------------	---------------------------

LEASE RENTALS CHARGED

- | | |
|--|--|
| <p>1. For purposes of this schedule a "lease" is defined as a contract or other agreement by which one party (lessor) conveys an intangible right or land or other tangible property and equipment to another (lessee) for a specified period of one year or more for rent.</p> <p>2. Report below, for leases with annual charges of \$25,000 or more, but less than \$250,000 the data called for in columns a, b (description only), f, g and j.</p> <p>3. For leases having annual charges of \$250,000 or more, report the data called for in all the columns below.</p> <p>4. The annual charges referred to in Instruction 2 and 3 include the basic lease payment and other payments to or on behalf of the lessor such as taxes, depreciation, assumed interest or dividends on the lessor's securities, cost of replacements** and other expenditures with respect to leased property. The expenses paid by lessee are to be itemized in column (e) below.</p> | <p>5. Leases of construction equipment in connection with construction work in progress are not required to be reported herein. Continuous, master or open-end leases for EDP or office equipment, automobile fleets and other equipment that is short-lived and replace under terms of the lease or for the pole rentals shall report only the data called for in columns a, b (description only), f, g and j, unless the lessee has the option to purchase the property.</p> <p>6. In column (a) report the name of the lessor. List lessors which are associated companies* (describing association) first, followed by non-associated lessors.</p> <p>7. In column (b) for each leasing arrangement, report in order, classified by generating station, transmission line, distribution system, large substation, or other operating unit or system, followed by any other leasing arrangements not covered under the preceding classifications:</p> |
|--|--|

Name of Lessor (a)	Basic Details of Lease (b)	Terminal Dates of Lease, Primary (P) or Renewal (R) (c)
1 JAMES GREEN & JILL GREEN	Joplin Substation	8/28/2018 (P)
2 K F LAND CO LLC II	Farmington Office	12/31/2019 (R)
3 101 S. WASHINGTON	Lansing Governmental Affairs Office	12/31/2018 (R)

** See Electric Plant Instruction 6 & Operating Expense Instruction 3 of the Uniform System of Accounts.

Name of Respondent DTE Electric Company	This Report Is: (1) <input checked="" type="checkbox"/> An Original (2) <input type="checkbox"/> A Resubmission	Date of Report (Mo, Da, Yr)	Year of Report 2018/Q4
--	---	--------------------------------	---------------------------

LEASE RENTALS CHARGED (Continued)

Description of property, whether lease is a sale and leaseback, whether lessee has option to purchase and conditions of purchase, whether lease is cancellable by either party and the cancellation conditions, the tax treatment used the accounting treatment of the lease payments (levelized charges to expense or other treatment), the basis of any charges apportioned between the lessor and lessee, and the responsibility of the respondent for operation and maintenance expenses and replacement of property. The above information is to be reported with initiation of the lease and thereafter when changed or every five years, which ever occurs first.

8. Report in column (d), as of the date of the current lease term, the original cost of the property leased, estimated if not known, or the fair market of the property if greater than original cost and indicate as shown. If leased property is part of a large unit, such as part of a building, indicate without associating any cost or value with it.

9. Report in column (k) below the estimated remaining annual charges under the current term of the lease. Do not apply a present value to the estimate. Assume that cancellable leases will not be cancelled when estimating the remaining charges.

* See definition on page 226 (B)

A. LEASE RENTALS CHARGED TO ELECTRIC OPERATING EXPENSES

	Original Cost (O) or Fair Market Value (F) of Property (d)	Expenses to be Paid by Lessee Itemize (e)	AMOUNT OF RENT - CURRENT TERM				Account Charged (j)	Remaining Annual Charges Under Lease Est. if Not Known (k)
			Current Year		Accumulated to Date			
			Lessor (f)	Other (g)	Lessor (h)	Other (i)		
1			2,000		20,667		591	0
2			139,189		880,035		931	421,609
3			83,200		893,632		426.4	0

Name of Respondent DTE Electric Company	This Report Is: (1) <input checked="" type="checkbox"/> An Original (2) <input type="checkbox"/> A Resubmission	Date of Report (Mo, Da, Yr)	Year of Report 2018/Q4
--	---	--------------------------------	---------------------------

B. OTHER LEASE RENTALS CHARGED (Such as to Deferred Debits, Etc.)

Name of Lessor (a)	Basic Details of Lease (b)	Terminal Dates of Lease, Primary (P) or Renewal (R) (c)
ALF I, INC.	Rail Car lease	6/30/2024 (P)
ALF II, INC.	Rail Car lease	6/01/2024 (P)
First Union Rail Corporation	Rail Car lease	10/01/2018 (P)
First Union Rail Corporation	Rail Car lease	4/30/2018 (P)
First Union Rail Corporation	Rail Car lease	12/31/2019 (P)
Fleet Financial	Rail Car lease	3/20/2021 (P)
GATX Corporation	Rail Car lease	10/31/2018 (R)
GATX Corporation	Rail Car lease	10/31/2018 (R)
Mitsui Rail Capital, LLC	Rail Car lease	9/30/2018 (R)
Mitsui Rail Capital, LLC	Rail Car lease	8/30/2018 (R)
Progress Rail Leasing Corporation	Rail Car lease	8/31/2022 (R)
Progress Rail Leasing Corporation	Rail Car lease	8/31/2026 (R)
Wells Fargo Rail Corporation	Rail Car lease	11/31/2022 (P)

Name of Respondent DTE Electric Company	This Report Is: (1) <input checked="" type="checkbox"/> An Original (2) <input type="checkbox"/> A Resubmission	Date of Report (Mo, Da, Yr)	Year of Report 2018/Q4
--	---	--------------------------------	---------------------------

B. OTHER LEASE RENTALS CHARGED (Such as to Deferred Debits, Etc.)

Original Cost (O) or Fair Market Value (F) of Property (d)	Expenses to be Paid by Lessee Itemize (e)	AMOUNT OF RENT - CURRENT TERM				Account Charged (j)	Remaining Annual Charges Under Lease Est. if Not Known (k)
		Current Year		Accumulated to Date			
		Lessor (f)	Other (g)	Lessor (h)	Other (i)		
		2,717,416		9,058,053		151	14,945,787
		786,683		2,622,277		151	4,195,643
		2,834,551		46,612,612		151	-
		564,200		5,077,800		151	-
		4,182,408		15,335,496		151	4,182,408
		6,950,353		105,992,878		151	15,638,293
		386,816		1,895,400		151	-
		396,735		1,944,000		151	-
		248,400		1,324,800		151	-
		313,600		1,881,600		151	-
		874,927		5,759,935		151	3,208,065
		514,576		1,286,439		151	3,945,081
		40,040		40,040		151	1,881,880

Name of Respondent DTE Electric Company	This Report Is: (1) <input checked="" type="checkbox"/> An Original (2) <input type="checkbox"/> A Resubmission	Date of Report (Mo, Da, Yr) / /	Year/Period of Report End of 2018/Q4
--	---	---------------------------------------	---

MISCELLANEOUS GENERAL EXPENSES (Account 930.2) (ELECTRIC)

Line No.	Description (a)	Amount (b)
1	Industry Association Dues	
2	Nuclear Power Research Expenses	
3	Other Experimental and General Research Expenses	
4	Pub & Dist Info to Stkhldrs...expn servicing outstanding Securities	
5	Oth Expn >=5,000 show purpose, recipient, amount. Group if < \$5,000	
6	Board of Director's Expense	2,145,195
7	Customer Service Expense	281,841
8	Environmental Remediation Costs	4,031,257
9	Learning & Technical Development Program Expense	606,607
10	Membership & Dues	969,064
11	Office Upgrades & Repairs Expense	457,621
12	Other Management Services	509,462
13	Recruiting Expense	257,602
14	Shareholder Services Costs	492,464
15	Travel Expense	198,616
16		
17		
18		
19		
20		
21		
22		
23		
24		
25		
26		
27		
28		
29		
30		
31		
32		
33		
34		
35		
36		
37		
38		
39		
40		
41		
42		
43		
44		
45		
46	TOTAL	9,949,729

Name of Respondent DTE Electric Company	This Report Is: (1) <input checked="" type="checkbox"/> An Original (2) <input type="checkbox"/> A Resubmission	Date of Report (Mo, Da, Yr) / /	Year/Period of Report End of 2018/Q4
--	---	---------------------------------------	---

DEPRECIATION AND AMORTIZATION OF ELECTRIC PLANT (Account 403, 404, 405)
(Except amortization of acquisition adjustments)

- Report in section A for the year the amounts for : (b) Depreciation Expense (Account 403; (c) Depreciation Expense for Asset Retirement Costs (Account 403.1; (d) Amortization of Limited-Term Electric Plant (Account 404); and (e) Amortization of Other Electric Plant (Account 405).
- Report in Section 8 the rates used to compute amortization charges for electric plant (Accounts 404 and 405). State the basis used to compute charges and whether any changes have been made in the basis or rates used from the preceding report year.
- Report all available information called for in Section C every fifth year beginning with report year 1971, reporting annually only changes to columns (c) through (g) from the complete report of the preceding year.
Unless composite depreciation accounting for total depreciable plant is followed, list numerically in column (a) each plant subaccount, account or functional classification, as appropriate, to which a rate is applied. Identify at the bottom of Section C the type of plant included in any sub-account used.
In column (b) report all depreciable plant balances to which rates are applied showing subtotals by functional Classifications and showing composite total. Indicate at the bottom of section C the manner in which column balances are obtained. If average balances, state the method of averaging used.
For columns (c), (d), and (e) report available information for each plant subaccount, account or functional classification Listed in column (a). If plant mortality studies are prepared to assist in estimating average service Lives, show in column (f) the type mortality curve selected as most appropriate for the account and in column (g), if available, the weighted average remaining life of surviving plant. If composite depreciation accounting is used, report available information called for in columns (b) through (g) on this basis.
- If provisions for depreciation were made during the year in addition to depreciation provided by application of reported rates, state at the bottom of section C the amounts and nature of the provisions and the plant items to which related.

A. Summary of Depreciation and Amortization Charges

Line No.	Functional Classification (a)	Depreciation Expense (Account 403) (b)	Depreciation Expense for Asset Retirement Costs (Account 403.1) (c)	Amortization of Limited Term Electric Plant (Account 404) (d)	Amortization of Other Electric Plant (Acc 405) (e)	Total (f)
1	Intangible Plant				100,788,978	100,788,978
2	Steam Production Plant	138,034,968	7,494,982			145,529,950
3	Nuclear Production Plant	51,417,896	1,570,608			52,988,504
4	Hydraulic Production Plant-Conventional					
5	Hydraulic Production Plant-Pumped Storage	14,180,911				14,180,911
6	Other Production Plant	61,460,099	1,334,046			62,794,145
7	Transmission Plant	1,423,094				1,423,094
8	Distribution Plant	333,955,582	104,266			334,059,848
9	Regional Transmission and Market Operation					
10	General Plant	62,988,653	41,871			63,030,524
11	Common Plant-Electric					
12	TOTAL	663,461,203	10,545,773		100,788,978	774,795,954

B. Basis for Amortization Charges

Intangible Plant (Software)	Basis 2017	Basis 2018	Change in Basis from Prior Year
Straight Line - 3 Years	1,420,374	6,354,269	4,933,895
Straight Line - 4 Years	5,042,176	5,097,159	54,983
Straight Line - 5 Years	342,421,441	376,574,700	34,153,259
Straight Line - 7 Years	405,530	-	(405,530)
Straight Line - 15 Years	435,613,051	436,555,032	941,981
	784,902,572	824,581,160	39,678,588

Note: The basis change from prior year is the net impact from additions and retirements.

Name of Respondent		This Report Is:			Date of Report		Year/Period of Report	
DTE Electric Company		(1) <input checked="" type="checkbox"/> An Original (2) <input type="checkbox"/> A Resubmission			(Mo, Da, Yr) / /		End of 2018/Q4	
DEPRECIATION AND AMORTIZATION OF ELECTRIC PLANT (Continued)								
C. Factors Used in Estimating Depreciation Charges								
Line No.	Account No. (a)	Depreciable Plant Base (In Thousands) (b)	Estimated Avg. Service Life (c)	Net Salvage (Percent) (d)	Applied Depr. rates (Percent) (e)	Mortality Curve Type (f)	Average Remaining Life (g)	
12	311	782,909	50.35	10.00	1.41	200-SC	27.02	
13	312	4,384,352	38.47	9.70	2.23	200-SC	24.62	
14	314	554,964	37.40	9.70	2.27	200-SC	23.03	
15	315	146,453	41.03	12.10	2.13	200-SC	24.02	
16	316	20,064	40.46	9.70	2.08	200-SC	24.87	
17	Non Belle River							
18	311	108,704	59.30	3.60	1.48	200-SC	39.22	
19	312	443,878	58.32	5.80	1.59	200-SC	39.23	
20	314	87,659	56.13	4.10	1.64	200-SC	39.24	
21	315	16,293	55.39	6.30	1.73	200-SC	39.24	
22	316	981	58.42	6.40	1.58	200-SC	40.12	
23	Belle River Unit 1							
24	311	112,124	60.15	3.60	1.47	200-SC	40.11	
25	312	455,528	58.22	5.80	1.61	200-SC	40.12	
26	314	106,109	58.91	4.20	1.53	200-SC	40.12	
27	315	11,942	59.13	6.40	1.61	200-SC	40.11	
28	316	1,205	58.42	6.40	1.58	200-SC	40.12	
29	Belle River Unit 2							
30	311	137,843	56.61	3.60	1.61	200-SC	40.13	
31	312	228,382	59.02	5.80	1.58	200-SC	40.11	
32	314	62,956	60.06	4.20	1.49	200-SC	40.11	
33	315	9,838	60.32	6.40	1.51	200-SC	40.11	
34	316	4,056	58.42	6.40	1.58	200-SC	40.12	
35	Belle River Common							
36	Subtotal - Steam Prod		7,676,240					
37	321	236,526	38.36	45.00	4.54	200-SC	34.82	
38	322	510,012	37.05	45.00	3.55	200-SC	34.82	
39	323	195,101	36.99	45.00	4.46	200-SC	34.83	
40	324	73,632	36.65	45.00	4.22	200-SC	34.83	
41	325	97,881	37.70	45.00	4.24	200-SC	34.82	
42	Subtotal - Nuclear		1,113,152					
43	331	33,010	69.00	91.00	3.03	R1.5	38.07	
44	332	118,588	74.88	93.00	2.81	L5	39.83	
45	333	235,059	58.87	85.00	3.48	R3	37.27	
46	334	35,462	56.33	52.00	3.30	R1.5	28.90	
47	335	9,333	38.87	56.00	4.78	L0	21.07	
48	336	1,863	76.00	100.00	2.79	None	40.50	
49	Subtotal-Hydraulic Prd		433,315					
50	341	10,703	31.94	5.00	3.84	R4	12.64	

Name of Respondent DTE Electric Company	This Report Is: (1) <input checked="" type="checkbox"/> An Original (2) <input type="checkbox"/> A Resubmission	Date of Report (Mo, Da, Yr) / /	Year/Period of Report End of <u>2018/Q4</u>
--	---	---------------------------------------	--

DEPRECIATION AND AMORTIZATION OF ELECTRIC PLANT (Continued)

C. Factors Used in Estimating Depreciation Charges

Line No.	Account No. (a)	Depreciable Plant Base (In Thousands) (b)	Estimated Avg. Service Life (c)	Net Salvage (Percent) (d)	Applied Depr. rates (Percent) (e)	Mortality Curve Type (f)	Average Remaining Life (g)
12	342	14,893	31.65	5.00	3.60	R4	18.55
13	343	135,223	38.28	5.00	5.62	R4	3.62
14	344	378,950	30.98	5.00	3.63	R4	18.74
15	344 - Pre 295	3,170	26.00		3.78	L3	25.50
16	344 - Wind	898,029	26.00		3.78	L3	25.50
17	345	33,988	33.63	5.00	3.73	R4	12.20
18	346A		20.00		4.24	R4	
19	346B	142,910	23.00		4.93	L3	22.50
20	346C	21	20.00		4.24	L3	
21	Subtotal-Other Prod Pt	1,617,887					
22	352		62.00	5.00		S3	42.54
23	353	86,248	55.70	10.00	1.65	L0	49.43
24	Subtotal-Trans Plant	86,248					
25	361	166,890	62.20	5.00	1.76	R2	41.74
26	361 - Wind	7,392	60.00	5.00	1.75	R2	59.55
27	362	1,289,223	57.17	50.00	2.66	SC	45.97
28	362 - Wind	39,590	55.00	50.00	2.72	SC	54.75
29	362 - Solar	15,964	55.00	50.00	2.72	SC	54.75
30	363	1,995	15.00		6.70		15.00
31	364	1,433,293	35.05	75.00	5.24	S2	25.65
32	364 - Wind	555	35.00	75.00	5.00	S2	34.50
33	365	2,181,936	35.26	50.00	4.41	R2	25.95
34	365 - Wind	11,995	35.26	75.00	5.00	R2	34.50
35	366	381,104	61.67	10.00	1.84	R3	40.88
36	367	1,248,021	45.77	50.00	3.43	R3	28.35
37	367 - Wind	49,750	45.77	50.00	3.33	R3	44.51
38	368	597,439	40.86	5.00	2.77	R2	19.18
39	369A	189,226	40.27	125.00	5.83	R2	30.44
40	369B	195,686	36.01	120.00	6.29	R2	23.66
41	370A	5,686	42.74	40.00	3.37	SC	31.36
42	370B	394,888	20.00		5.00	S3	
43	371A	24,942	30.55		3.38	S3	18.79
44	371B	30,477	25.15	45.00	6.24	S3	17.21
45	373A	93,835	25.12	45.00	5.83	R3	17.30
46	373B	134,013	51.64	45.00	2.93	R1.5	34.54
47	Subtotal-Distributiont	8,493,900					
48	390	365,665	35.87	5.00	3.53	L1.5	25.33
49	392	186,957	6.67		7.45	S6	2.93
50	396	24,938	6.00		3.00	SQ	6.00

Name of Respondent DTE Electric Company	This Report Is: (1) <input checked="" type="checkbox"/> An Original (2) <input type="checkbox"/> A Resubmission	Date of Report (Mo, Da, Yr) / /	Year/Period of Report End of <u>2018/Q4</u>
--	---	---------------------------------------	--

DEPRECIATION AND AMORTIZATION OF ELECTRIC PLANT (Continued)

C. Factors Used in Estimating Depreciation Charges

Line No.	Account No. (a)	Depreciable Plant Base (In Thousands) (b)	Estimated Avg. Service Life (c)	Net Salvage (Percent) (d)	Applied Depr. rates (Percent) (e)	Mortality Curve Type (f)	Average Remaining Life (g)
12	397	134,626	30.02		4.34	S4	17.31
13	Subtotal-Gen Plant-Dep	712,186					
14	391A	49,661	15.00		6.67	SQ	7.31
15	391B	91,870	8.00		12.50	SQ	4.24
16	391B - 5 Year	41,796	5.00		20.00	SQ	
17	391B - 15 Year	14,847	15.00		6.67	SQ	
18	391C	11,861	10.00		10.00	SQ	4.84
19	393	2,577	22.00		4.55	SQ	7.54
20	394	95,544	25.00		4.00	SQ	12.78
21	395	20,519	15.00		6.67	SQ	6.25
22	398	18,015	15.00		6.67	SQ	9.89
23	Subtotal-Gen Plant-Amo	346,690					
24							
25							
26	Grand Total	20,479,618					
27							
28							
29							
30							
31							
32							
33							
34							
35							
36							
37							
38							
39							
40							
41							
42							
43							
44							
45							
46							
47							
48							
49							
50							

Name of Respondent DTE Electric Company	This Report is: (1) <input checked="" type="checkbox"/> An Original (2) <input type="checkbox"/> A Resubmission	Date of Report (Mo, Da, Yr) / /	Year/Period of Report 2018/Q4
FOOTNOTE DATA			

Schedule Page: 336 Line No.: 17 Column: b

Page 337 Line 17 (b) Non Belle River total is 5,888,742

Schedule Page: 336 Line No.: 23 Column: b

Page 337 Line 23 (b) Belle River Unit 1 total is 657,515

Schedule Page: 336 Line No.: 29 Column: b

Page 337 Line 29 (b) Belle River Unit 2 total is 686,908

Schedule Page: 336 Line No.: 35 Column: b

Page 337 Line 35 (b) Belle River Common total is 443,075

Schedule Page: 336.1 Line No.: 32 Column: f

Page 337 Line 34 Mortality Curve change from S2 to R2

Schedule Page: 336.1 Line No.: 49 Column: e

Page 337 Line 49 Depr Rate changed from 15.0 to 7.45

Schedule Page: 336.1 Line No.: 50 Column: f

Page 337 Line 50 Mortality Curve of SQ added.

Schedule Page: 336.2 Line No.: 26 Column: b

Footnotes:

(1) Amounts in column (b) are the average of the beginning and ending balances for 2018.

Name of Respondent DTE Electric Company	This Report Is: (1) <input checked="" type="checkbox"/> An Original (2) <input type="checkbox"/> A Resubmission	Date of Report (Mo, Da, Yr)	Year of Report 2018/Q4
--	---	--------------------------------	---------------------------

**PARTICULARS CONCERNING CERTAIN INCOME DEDUCTIONS
AND INTEREST CHARGES ACCOUNTS**

Report the information specified below, in the order given, for the respective income deduction and interest charges accounts. Provide a subheading for each account and a total for the account. Additional columns may be added if deemed appropriate with respect to any account.

(a) *Miscellaneous Amortization* (Account 425)–Describe the nature of items included in this account, the contra account charged, the total of amortization charges for the year, and the period of amortization.

(b) *Miscellaneous Income Deductions* – Report the nature, payee, and amount of other income deductions for the year as required by Accounts 426.1, Donations; 426.2, Life Insurance; 426.3, Penalties; 426.4, Expenditures for Certain Civic, Political and Related

Activities; and 426.5, Other Deductions, of the Uniform System of Accounts. Amounts of less than 5% of each account total for the year (or \$1,000, whichever is greater) may be grouped by classes within the above accounts.

(c) *Interest on Debt to Associated Companies* (Account 430) – For each associated company to which interest on debt was incurred during the year, indicate the amount and interest rate respectively for (a) advances on notes, (b) advances on open account, (c) notes payable, (d) accounts payable, and (e) other debt, and total interest. Explain the nature of other debt on which interest was incurred during the year.

(d) *Other Interest Expense* (Account 431) – Report particulars (details) including the amount and interest rate for other interest charges incurred during the year.

Line No.	Item (a)	Amount (b)
1		
2	Miscellaneous Amortization (Account 425)	
3	None	-
4	TOTAL Miscellaneous Amortization	-
5		
6		
7	Miscellaneous Income Deductions (Account 426.1-426.5)	
8	Account 426.1 Palace Sports and Entertainment - Corporate Sponsorship	640,300
9	Account 426.1 Olympia Entertainment Events - Corporate Sponsorship	424,198
10	Account 426.1 Detroit Tigers - Corporate Sponsorship	283,333
11	Account 426.1 Corporate Donations	1,464,021
12	TOTAL Donations	2,811,852
13		
14	Account 426.3 Billing Penalty (U-20084)	1,312,800
15	Account 426.3 Storm Response Penalty (U-20169)	669,808
16	Account 426.3 Other Penalties	110,729
17	TOTAL Penalties	2,093,337
18		
19	Account 426.4 Political and Civic Activities (1)	3,779,536
20		
21	Account 426.5 Rabbi Trust - Investment Losses	17,038,656
22	Account 426.5 Nonqualified Pension Expense	9,921,435
23	TOTAL Other Deductions	26,960,091
24		
25	TOTAL Miscellaneous Deductions	35,644,816
26		
27	Interest on Debt to Associated Companies (Account 430)	
28	Associated Company	Interest Rate
29	DTE Energy Company	Variable
30	Midwest Energy Resources Company	Variable
31	TOTAL Interest on Debt to Associated Companies	1,295,614
32		
33		
34		
35	(1) Details of Political and Civic Activities are provided on Page 341	
36		

Name of Respondent DTE Electric Company	This Report Is: (1) <input checked="" type="checkbox"/> An Original (2) <input type="checkbox"/> A Resubmission	Date of Report (Mo, Da, Yr)	Year of Report 2018/Q4
--	---	--------------------------------	---------------------------

**PARTICULARS CONCERNING CERTAIN INCOME DEDUCTIONS
AND INTEREST CHARGES ACCOUNTS (continued)**

Report the information specified below, in the order given, for the respective income deduction and interest charges accounts. Provide a subheading for each account and a total for the account. Additional columns may be added if deemed appropriate with respect to any account.

(a) *Miscellaneous Amortization* (Account 425)-Describe the nature of items included in this account, the contra account charged, the total of amortization charges for the year, and the period of amortization.

(b) *Miscellaneous Income Deductions*-- Report the nature, payee, and amount of other income deductions for the year as required by Accounts 426.1, Donations; 426.2, Life Insurance; 426.3, Penalties; 426.4, Expenditures for Certain Civic, Political and Related

Activities; and 426.5, Other Deductions, of the Uniform System of Accounts. Amounts of less than 5% of each account total for the year (or \$1,000, whichever is greater) may be grouped by classes within the above accounts.

(c) *Interest on Debt to Associated Companies* (Account 430) -- For each associated company to which interest on debt was incurred during the year, indicate the amount and interest rate respectively for (a) advances on notes, (b) advances on open account, (c) notes payable, (d) accounts payable, and (e) other debt, and total interest. Explain the nature of other debt on which interest was incurred during the year.

(d) *Other Interest Expense* (Account 431) -- Report particulars (details) including the amount and interest rate for other interest charges incurred during the year.

Line No.	Item (a)	Interest Rate (%)	Amount (b)
1	(d) - Other Interest Expenses (Account 431)		
2			
3	External Debt - Interest on short-term borrowings	1.53 - 2.93	4,035,579
4			
5	External Debt - Fees & Lines of Credit Fees	Variable	786,655
6			
7	Regulatory item - Renewable Energy Program	1.70 - 2.71	2,303,712
8			
9	Regulatory item - U-18255 Self-implement Reserve	6.56 to 7.29	1,606,162
10			
11	Regulatory Item - U-20284 Tax Credit B Refund	1.70 - 2.38	1,308,688
12			
13	Regulatory item - Public Lighting Transitional Reconciliation Mechanism	1.70 - 2.71	(846,705)
14			
15	Regulatory item - Power Supply Cost Recovery	Variable	(1,368,483)
16			
17	Other - Customer Deposits	5.00	2,053,925
18			
19	Other - Miscellaneous	Variable	(51,987)
20			
21			
22			
23			
24			
25			
26			
27			
28			
29			
30			
31	TOTAL Other Interest Expenses (Account 431)		9,827,546
32			
33			
34			
35			
36			

Name of Respondent DTE Electric Company	This Report Is: (1) <input checked="" type="checkbox"/> An Original (2) <input type="checkbox"/> A Resubmission	Date of Report (Mo, Da, Yr)	Year of Report 2018/Q4
--	---	--------------------------------	---------------------------

**EXPENDITURES FOR CERTAIN CIVIC, POLITICAL AND RELATED ACTIVITIES
(Account 426.4)**

1. Report below all expenditures incurred by the respondent during the year for the purpose of influencing public opinion with respect to the election or appointment of public officials, referenda, legislation or ordinances (either with respect to the possible adoption of new referenda, legislation or ordinances or repeal or modification of existing referenda, legislation or ordinances); approval, modification, or revocation of franchises; or for the purpose of influencing the decisions of public officials which are accounted for as Other Income Deductions, Expenditures for Certain Civic, Political and Related Activities, Account 426.4.

2. Advertising expenditures in this Account shall be classified according to subheadings, as follows: (a) radio, television, and motion picture advertising; (b) newspaper, magazine, and pamphlet advertising; (c) letters or inserts in customer's bills; (d) inserts in reports to stockholders; (e) newspaper and magazine editorial services; and (f) other advertising.

3. Expenditures within the definition of paragraph (1), other than advertising shall be reported according to captions or descriptions clearly indicating the nature and purpose of the activity.

4. If respondent has not incurred any expenditures contemplated by the instruction of Account 426.4, so state.

5. Minor amount may be grouped by classes if the number of items so grouped is shown.

NOTE: The classification of expenses as nonoperating and their inclusion in this amount is for accounting purposes. It does not preclude Commission consideration of proof to the contrary for ratemaking or other purposes.

Line No.	Item (a)	Amount (b)
1	State and Federal Legislative Advocacy Expenses	\$ -
2		
3	Outside Contract Services	
4	Consulting	298,160
5	Political Lobbying	205,535
6	Professional Services	57,444
7		561,139
8		
9	Recruiting and Relocation Expenses	
10	Other (1)	24,011
11		24,011
12		
13	Lobbying, Political Contributions and Memberships	
14	Detroit Regional Chamber of Commerce	562,024
15	Michigan Democratic State Center	440,204
16	Progressive Advocacy Trust	320,148
17	Edison Electric Institute	149,878
18	Michigan Transition 2019	80,037
19	Michigan Republican Party	80,037
20	Michigan Alliance for Business	40,019
21	Republican Governors Association	40,019
22	Michigan Retailers Association	40,019
23	Other (40)	145,400
24		1,897,785
25		
26	Advertising Expenditures	
27	Other Advertising (5)	34,175
28		34,175
29		
30	State and Federal Legislative Advocacy Expenses - Other (31)	1,262,426
31		
32		
33	TOTAL State and Federal Legislative Advocacy Expenses	\$ 3,779,536
34		
35		
36		

BLANK PAGE

Name of Respondent DTE Electric Company	This Report Is: (1) <input checked="" type="checkbox"/> An Original (2) <input type="checkbox"/> A Resubmission	Date of Report (Mo, Da, Yr) / /	Year/Period of Report End of 2018/Q4
--	---	---------------------------------------	---

REGULATORY COMMISSION EXPENSES

1. Report particulars (details) of regulatory commission expenses incurred during the current year (or incurred in previous years, if being amortized) relating to format cases before a regulatory body, or cases in which such a body was a party.
2. Report in columns (b) and (c), only the current year's expenses that are not deferred and the current year's amortization of amounts deferred in previous years.

Line No.	Description (Furnish name of regulatory commission or body the docket or case number and a description of the case) (a)	Assessed by Regulatory Commission (b)	Expenses of Utility (c)	Total Expense for Current Year (b) + (c) (d)	Deferred in Account 182.3 at Beginning of Year (e)
1	Power Supply Cost Recovery (PSCR) Cases		11,987	11,987	
2	U-17680-R, 2015 PSCR Reconciliation				
3	U-17920-R, 2016 PSCR Reconciliation				
4	U-18143, 2017 PSCR Plan Case				
5	U-20069, 2017 PSCR Reconciliation Case				
6	U-18403, 2018 PSCR Plan Case				
7	U-20221, 2019 PSCR Plan Case				
8	Main Electric Rate Cases		65,011	65,011	
9	U-17377, Low-Income Energy Assistance				
10	U-17767, 2014 Main Rate Case				
11	U-17973, Public Utility Regulatory Policies				
12	Act of 1978				
13	U-18014, 2016 Main Rate Case				
14	U-18043, Commission's motion on Governing				
15	Technical Standards				
16	U-18098, Study Guidelines, Rules, Procedures				
17	for Emergency Medical Holds (EMH)				
18	U-18099, Investigate Compliance for EMH				
19	U-18150, Approve Depreciation Accrual Rates				
20	U-18172, Accidental Electrocutation, 9/7/16				
21	U-18197, Electric Supply Reliability Plans				
22	2017-2021				
23	U-18203, Commission's motion on Infrastructure				
24	U-18255, 2017 Main Rate Case				
25	U-18344, Self-Implementation Reconciliation				
26	U-18368, Compressed Natural Gas as a Motor				
27	Vehicle Fuel in Michigan				
28	U-18369, Demand Response Issues				
29	U-18383, Provisions of Sections 173 & 183 of				
30	of 2016 PA 342				
31	U-18419, Natural Gas Combined Cycle Generating				
32	Facility to its Generation Fleet				
33	U-18441, Capacity Demonstrations MCL 460 6w				
34	U-18444, Complying with MCL 460 6w				
35	U-18461, Provisions of Section 6t of 2016				
36	PA 341				
37	U-18475, Tree Guard Assurance Pilot Program				
38	U-18484, Commission's Motion on Out-of-Service				
39	U-18485, Commission's Motion on Tariffs				
40	U-18486, Commission Staff - Billing Practices				
41	U-18494, Federal Tax Cuts and Jobs Act of 2017				
42	U-20051, Transitional Reconciliation Mechanism				
43	U-20084, Show Cause why not in Violation of				
44	the Consumer Standards and Billing				
45	U-20095, Utility Capacity needs 10-year Horizon				
46	TOTAL	13,371,259	82,049	13,453,308	

Name of Respondent DTE Electric Company	This Report Is: (1) <input checked="" type="checkbox"/> An Original (2) <input type="checkbox"/> A Resubmission	Date of Report (Mo, Da, Yr) / /	Year/Period of Report End of 2018/Q4
--	---	---------------------------------------	---

REGULATORY COMMISSION EXPENSES (Continued)

3. Show in column (k) any expenses incurred in prior years which are being amortized. List in column (a) the period of amortization.
4. List in column (f), (g), and (h) expenses incurred during year which were charged currently to income, plant, or other accounts.
5. Minor items (less than \$25,000) may be grouped.

EXPENSES INCURRED DURING YEAR			AMORTIZED DURING YEAR				Line No.
CURRENTLY CHARGED TO			Deferred to Account 182.3 (i)	Contra Account (j)	Amount (k)	Deferred in Account 182.3 End of Year (l)	
Department (f)	Account No. (g)	Amount (h)					
Electric	928	11,987					1
							2
							3
							4
							5
							6
							7
Electric	928	65,011					8
							9
							10
							11
							12
							13
							14
							15
							16
							17
							18
							19
							20
							21
							22
							23
							24
							25
							26
							27
							28
							29
							30
							31
							32
							33
							34
							35
							36
							37
							38
							39
							40
							41
							42
							43
							44
		13,453,308					46

Name of Respondent DTE Electric Company	This Report Is: (1) <input checked="" type="checkbox"/> An Original (2) <input type="checkbox"/> A Resubmission	Date of Report (Mo, Da, Yr) / /	Year/Period of Report End of 2018/Q4
--	---	---------------------------------------	---

REGULATORY COMMISSION EXPENSES

1. Report particulars (details) of regulatory commission expenses incurred during the current year (or incurred in previous years, if being amortized) relating to format cases before a regulatory body, or cases in which such a body was a party.
2. Report in columns (b) and (c), only the current year's expenses that are not deferred and the current year's amortization of amounts deferred in previous years.

Line No.	Description (Furnish name of regulatory commission or body the docket or case number and a description of the case) (a)	Assessed by Regulatory Commission (b)	Expenses of Utility (c)	Total Expense for Current Year (b) + (c) (d)	Deferred in Account 182.3 at Beginning of Year (e)
1	U-20105, Federal Tax Cuts and Jobs Act of 2017				
2	U-20140, Extreme Weather Condition Policies				
3	U-20147, File 5-year Distribution Investment				
4	Maintenance Plans				
5	U-20154, Capacity Demonstrations as required				
6	by MCL 460 6w				
7	U-20162, Application to Increase Rates				
8	U-20169, Response to Storm Damage				
9	U-20258, Self-Implementation of Rates				
10	U-20284, Federal Tax Cuts and Jobs Act of 2017				
11	U-20304, Approval - Solid Polyphase Meters				
12	U-20348, Demand Response Issue				
13	U-18091, Method and Avoided Cost Calculation				
14	General Pricing and Regulation		5,051	5,051	
15	Various MPSC Cases, Customer Complaints,				
16	Certificates of Public Convenience and				
17	Necessity, Gas Customer Choice				
18					
19	Assessment Fees	12,775,240		12,775,240	
20	PA 304 Intervener Funding	596,019		596,019	
21					
22					
23					
24					
25					
26					
27					
28					
29					
30					
31					
32					
33					
34					
35					
36					
37					
38					
39					
40					
41					
42					
43					
44					
45					
46	TOTAL	13,371,259	82,049	13,453,308	

Name of Respondent DTE Electric Company	This Report Is: (1) <input checked="" type="checkbox"/> An Original (2) <input type="checkbox"/> A Resubmission	Date of Report (Mo, Da, Yr) / /	Year/Period of Report End of <u>2018/Q4</u>
--	---	---------------------------------------	--

REGULATORY COMMISSION EXPENSES (Continued)

3. Show in column (k) any expenses incurred in prior years which are being amortized. List in column (a) the period of amortization.
4. List in column (f), (g), and (h) expenses incurred during year which were charged currently to income, plant, or other accounts.
5. Minor items (less than \$25,000) may be grouped.

EXPENSES INCURRED DURING YEAR			AMORTIZED DURING YEAR				
CURRENTLY CHARGED TO			Deferred to Account 182.3 (i)	Contra Account (j)	Amount (k)	Deferred in Account 182.3 End of Year (l)	Line No.
Department (f)	Account No. (g)	Amount (h)					
							1
							2
							3
							4
							5
							6
							7
							8
							9
							10
							11
							12
							13
Electric	928	5,051					14
							15
							16
							17
							18
Electric	408.1	12,775,240					19
Electric	928	596,019					20
							21
							22
							23
							24
							25
							26
							27
							28
							29
							30
							31
							32
							33
							34
							35
							36
							37
							38
							39
							40
							41
							42
							43
							44
							45
		13,453,308					46

Name of Respondent DTE Electric Company	This Report Is: (1) <input checked="" type="checkbox"/> An Original (2) <input type="checkbox"/> A Resubmission	Date of Report (Mo, Da, Yr) / /	Year/Period of Report End of 2018/Q4
--	---	---------------------------------------	---

RESEARCH, DEVELOPMENT, AND DEMONSTRATION ACTIVITIES

1. Describe and show below costs incurred and accounts charged during the year for technological research, development, and demonstration (R, D & D) project initiated, continued or concluded during the year. Report also support given to others during the year for jointly-sponsored projects. (Identify recipient regardless of affiliation.) For any R, D & D work carried with others, show separately the respondent's cost for the year and cost chargeable to others (See definition of research, development, and demonstration in Uniform System of Accounts).

2. Indicate in column (a) the applicable classification, as shown below:

Classifications:

A. Electric R, D & D Performed Internally:

a. Overhead

b. Underground

(1) Generation

(3) Distribution

a. hydroelectric

(4) Regional Transmission and Market Operation

i. Recreation fish and wildlife

(5) Environment (other than equipment)

ii Other hydroelectric

(6) Other (Classify and include items in excess of \$50,000.)

b. Fossil-fuel steam

(7) Total Cost Incurred

c. Internal combustion or gas turbine

B. Electric, R, D & D Performed Externally:

d. Nuclear

(1) Research Support to the electrical Research Council or the Electric Power Research Institute

e. Unconventional generation

f. Siting and heat rejection

(2) Transmission

Line No.	Classification (a)	Description (b)
1	B. Electric, R, D & D Performed Externally:	
2	(1) Research Support to the electrical	
3	Research Council or the Electric Power	
4	Research Institute	
5		Fossil Generation - Capital
6		Environmental Technology - Capital
7		Environmental - Capital
8		Distribution & Operations - Capital
9		Environmental - O&M
10		Nuclear Generation - O&M
11		Nuclear Generation - O&M - Renewables
12		Distribution & Operations - O&M
13	(5) Total Costs Incurred Externally	
14		
15		
16		
17		
18		
19		
20		
21		
22		
23		
24		
25		
26		
27		
28		
29		
30		
31		
32		
33		
34		
35		
36		
37		

Name of Respondent DTE Electric Company	This Report Is: (1) <input checked="" type="checkbox"/> An Original (2) <input type="checkbox"/> A Resubmission	Date of Report (Mo, Da, Yr) / /	Year/Period of Report End of 2018/Q4
--	---	---------------------------------------	---

RESEARCH, DEVELOPMENT, AND DEMONSTRATION ACTIVITIES (Continued)

- (2) Research Support to Edison Electric Institute
 - (3) Research Support to Nuclear Power Groups
 - (4) Research Support to Others (Classify)
 - (5) Total Cost Incurred
3. Include in column (c) all R, D & D items performed internally and in column (d) those items performed outside the company costing \$50,000 or more, briefly describing the specific area of R, D & D (such as safety, corrosion control, pollution, automation, measurement, insulation, type of appliance, etc.). Group items under \$50,000 by classifications and indicate the number of items grouped. Under Other, (A (6) and B (4)) classify items by type of R, D & D activity.
4. Show in column (e) the account number charged with expenses during the year or the account to which amounts were capitalized during the year, listing Account 107, Construction Work in Progress, first. Show in column (f) the amounts related to the account charged in column (e)
5. Show in column (g) the total unamortized accumulating of costs of projects. This total must equal the balance in Account 188, Research, Development, and Demonstration Expenditures, Outstanding at the end of the year.
6. If costs have not been segregated for R, D & D activities or projects, submit estimates for columns (c), (d), and (f) with such amounts identified by "Est."
7. Report separately research and related testing facilities operated by the respondent.

Costs Incurred Internally Current Year (c)	Costs Incurred Externally Current Year (d)	AMOUNTS CHARGED IN CURRENT YEAR		Unamortized Accumulation (g)	Line No.
		Account (e)	Amount (f)		
					1
					2
					3
					4
	787,121	107	787,121		5
	1,142,755	107	1,142,755		6
	687,841	107	687,841		7
	203,850	107	203,850		8
	141,992	506	141,992		9
	965,216	524	965,216		10
	237,398	920	237,398		11
	242,011	580	242,011		12
	4,408,184		4,408,184		13
					14
					15
					16
					17
					18
					19
					20
					21
					22
					23
					24
					25
					26
					27
					28
					29
					30
					31
					32
					33
					34
					35
					36

Name of Respondent DTE Electric Company	This Report Is: (1) <input checked="" type="checkbox"/> An Original (2) <input type="checkbox"/> A Resubmission	Date of Report (Mo, Da, Yr) / /	Year/Period of Report End of 2018/Q4
--	---	---------------------------------------	---

DISTRIBUTION OF SALARIES AND WAGES

Report below the distribution of total salaries and wages for the year. Segregate amounts originally charged to clearing accounts to Utility Departments, Construction, Plant Removals, and Other Accounts, and enter such amounts in the appropriate lines and columns provided. In determining this segregation of salaries and wages originally charged to clearing accounts, a method of approximation giving substantially correct results may be used.

Line No.	Classification (a)	Direct Payroll Distribution (b)	Allocation of Payroll charged for Clearing Accounts (c)	Total (d)
1	Electric			
2	Operation			
3	Production	170,497,206		
4	Transmission	56,549		
5	Regional Market			
6	Distribution	58,943,583		
7	Customer Accounts	36,329,787		
8	Customer Service and Informational	23,114,360		
9	Sales	176,227		
10	Administrative and General	131,437,967		
11	TOTAL Operation (Enter Total of lines 3 thru 10)	420,555,679		
12	Maintenance			
13	Production	109,363,441		
14	Transmission			
15	Regional Market			
16	Distribution	55,014,541		
17	Administrative and General			
18	TOTAL Maintenance (Total of lines 13 thru 17)	164,377,982		
19	Total Operation and Maintenance			
20	Production (Enter Total of lines 3 and 13)	279,860,647		
21	Transmission (Enter Total of lines 4 and 14)	56,549		
22	Regional Market (Enter Total of Lines 5 and 15)			
23	Distribution (Enter Total of lines 6 and 16)	113,958,124		
24	Customer Accounts (Transcribe from line 7)	36,329,787		
25	Customer Service and Informational (Transcribe from line 8)	23,114,360		
26	Sales (Transcribe from line 9)	176,227		
27	Administrative and General (Enter Total of lines 10 and 17)	131,437,967		
28	TOTAL Oper. and Maint. (Total of lines 20 thru 27)	584,933,661		584,933,661
29	Gas			
30	Operation			
31	Production-Manufactured Gas			
32	Production-Nat. Gas (Including Expl. and Dev.)			
33	Other Gas Supply			
34	Storage, LNG Terminaling and Processing			
35	Transmission			
36	Distribution			
37	Customer Accounts			
38	Customer Service and Informational			
39	Sales			
40	Administrative and General			
41	TOTAL Operation (Enter Total of lines 31 thru 40)			
42	Maintenance			
43	Production-Manufactured Gas			
44	Production-Natural Gas (Including Exploration and Development)			
45	Other Gas Supply			
46	Storage, LNG Terminaling and Processing			
47	Transmission			

Name of Respondent DTE Electric Company	This Report Is: (1) <input checked="" type="checkbox"/> An Original (2) <input type="checkbox"/> A Resubmission	Date of Report (Mo, Da, Yr) / /	Year/Period of Report End of 2018/Q4
--	---	---------------------------------------	---

DISTRIBUTION OF SALARIES AND WAGES (Continued)

Line No.	Classification (a)	Direct Payroll Distribution (b)	Allocation of Payroll charged for Clearing Accounts (c)	Total (d)
48	Distribution			
49	Administrative and General			
50	TOTAL Maint. (Enter Total of lines 43 thru 49)			
51	Total Operation and Maintenance			
52	Production-Manufactured Gas (Enter Total of lines 31 and 43)			
53	Production-Natural Gas (Including Expl. and Dev.) (Total lines 32,			
54	Other Gas Supply (Enter Total of lines 33 and 45)			
55	Storage, LNG Terminaling and Processing (Total of lines 31 thru			
56	Transmission (Lines 35 and 47)			
57	Distribution (Lines 36 and 48)			
58	Customer Accounts (Line 37)			
59	Customer Service and Informational (Line 38)			
60	Sales (Line 39)			
61	Administrative and General (Lines 40 and 49)			
62	TOTAL Operation and Maint. (Total of lines 52 thru 61)			
63	Other Utility Departments			
64	Operation and Maintenance			
65	TOTAL All Utility Dept. (Total of lines 28, 62, and 64)	584,933,661		584,933,661
66	Utility Plant			
67	Construction (By Utility Departments)			
68	Electric Plant	321,544,407		321,544,407
69	Gas Plant			
70	Other (provide details in footnote):			
71	TOTAL Construction (Total of lines 68 thru 70)	321,544,407		321,544,407
72	Plant Removal (By Utility Departments)			
73	Electric Plant			
74	Gas Plant			
75	Other (provide details in footnote):			
76	TOTAL Plant Removal (Total of lines 73 thru 75)			
77	Other Accounts (Specify, provide details in footnote):			
78				
79	163 Stock and Porcurement Pool	16,606,543		16,606,543
80				
81	183 Preliminary Survey	137,876		137,876
82				
83	253 Remediation Costs - DTE	55,108		55,108
84				
85	416 Costs and Expenses of Merchandise and Jobbing	14,855,539		14,855,539
86	426.1 Donations	252,094		252,094
87	426.4 Civic, Political, and Related Expenses	1,193,554		1,193,554
88				
89				
90				
91				
92				
93				
94				
95	TOTAL Other Accounts	33,100,714		33,100,714
96	TOTAL SALARIES AND WAGES	939,578,782		939,578,782

Name of Respondent DTE Electric Company		This Report Is: (1) <input checked="" type="checkbox"/> An Original (2) <input type="checkbox"/> A Resubmission		Date of Report (Mo, Da, Yr)	Year of Report 2018/Q4
CHARGES FOR OUTSIDE PROFESSIONAL AND OTHER CONSULTATIVE SERVICES					
<p>1. Report the information specified below for all charges made during the year included in any account (including plant accounts) for outside consultative and other professional services. (These services include rate, management, construction, engineering research, financial, valuation, legal, accounting, purchasing, advertising, labor relations, and public relations, rendered the respondent under written or oral arrangement, for which aggregate payments were made during the year to any corporation, partnership, organization of any kind, or individual (other than for services as an employee or for payments made for medical and related services) amounting to more than \$250,000, including payments for legislative services, except those which should be reported in Account 426.4, Expenditures for Certain civic,</p>			<p>Political and Related Activities.) (a) Name and address of person or organization rendering services, (b) description of services received during year and project or case to which services relate, (c) basis of charges, (d) total charges for the year, detailing utility department and account charged.</p> <p>2. For any services which are of a continuing nature, give the date and term of contract and date of Commission authorization, if contract received Commission approval.</p> <p>3. Designate with an asterisk associated companies.</p>		
Line No.	Name / Address	Service	Basis of Charges	Acct #	Amount
1	3 Degrees Group, Inc	Marketing & Consulting	O&M	588, 920	\$ 905,862
2	407 Sansome, 4th FIR	Services			
3	San Francisco, CA 94111				
4					
5	ABB Enterprise Software, Inc	Consulting & Professional	CAP, O&M	107, 549, 556, 500, 586,	\$ 1,037,050
6	400 Perimeter Center Terra	Services		921, 923	
7	STE 500				
8	Atlanta, GA 30346				
9					
10	ABB, Inc	IT, Telecom & Professional	CAP, O&M	107, 416, 506, 512, 513,	\$ 8,601,191
11	305 Gregson Dr	Services		514, 531, 553	
12	Cary, NC 27511				
13					
14	ABM Industry Groups, LLC	Janitorial Services	CAP, O&M	107, 506, 512, 553,	\$ 2,259,716
15	1775 Crooks Rd			580, 586, 588, 593,	
16	Suite B			903, 908, 909, 923,	
17	Troy, MI 48084			935	
18					
19	Accenture LLP	IT, Telecom & Professional	CAP, O&M	107, 506, 580, 879	\$ 4,985,902
20	161 North Clark St	Services			
21	Chicago, IL 60601				
22					
23	ACS US, Inc	IT, Telecom & Professional	CAP, O&M	107, 921	\$ 347,628
24	15461 Springdale St	Services			
25	Huntington Beach, CA 92649				
26					
27	Administrative Controls	Architectural Services	CAP	107	\$ 921,043
28	525 Avis Dr, Ste 2				
29	Ann Arbor, MI 48108-9616				
30					
31	Aecom Energy & Construction	Engineering Services	CAP, O&M	107, 524, 530, 531	\$ 5,171,647
32	6200 S Quebec St	General Maintenance &			
33	Greenwood Village, CO 80111	Repair Services			
34					
35					

Name of Respondent DTE Electric Company	This Report Is: (1) [X] An Original (2) [] A Resubmission	Date of Report (Mo, Da, Yr)	Year of Report 2018/Q4
--	--	--------------------------------	---------------------------

CHARGES FOR OUTSIDE PROFESSIONAL AND OTHER CONSULTATIVE SERVICES (Continued)

Line No.	Name / Address	Service	Basis of Charges	Acct #	Amount
35 36 37 38	Aecom Michigan, LLC 4840 Cox Rd Glen Allen, VA 23060	Engineering Services	CAP, O&M	107, 253, 517, 524, 528, 529, 530, 531, 532	\$ 62,479,845
39 40 41 42	Ahead, LLC 401 N Michigan Ave, STE 3400 Chicago, IL 60611	IT, Telecom & Professional Services	CAP, O&M	107, 580	\$ 4,959,897
43 44 45 46	Air Advantage, LLC 465 N Franklin Frankenmuth, MI 48734	Telecom Services	CAP, O&M	107, 580	\$ 287,693
47 48 49 50	Alta Equipment Co 13211 Merriman Rd Livonia, MI 48150	Maintenance & Repair Services	CAP, O&M	107, 923	\$ 345,514
51 52 53 54	Altec Industries, Inc 210 Inverness Ctr Dr Birmingham, AL 35242	Maintenance & Repair Services	CAP, O&M	107, 416	\$ 6,439,558
55 56 57 58 59	American Crane & Equipment Corporation 531 Old Swede Rd Douglassville, PA 19518	Engineering Services	CAP	107	\$ 1,284,805
60 61 62 63	American Energy Services, Inc 69210 Skinner Dr Richmond, MI 48062	Pole Installation Services	CAP, O&M	107, 416, 596	\$ 788,681
64 65 66 67	Amerinet 1241 S Maple Rd Ann Arbor, MI 48103-4433	IT, Telecom & Professional Services	CAP, O&M	107, 506, 548, 580	\$ 1,715,647
68 69 70 71	Amerishield Protection Group 2727 Second Ave, Ste 322 Detroit, MI 48201	Railroad Services	CAP, O&M	107, 553, 588, 592, 593	\$ 295,349
72 73 74 75	Amsoil, Inc 925 Tower Ave Superior, WI 54880	TeleCom Services	O&M	553	\$ 306,459
76 77 78 79	Anixter Power Solutions, Inc 38000 Jay Kay Dr Romulus, MI 48174	Technical Services	CAP, O&M	107, 416	\$ 3,633,216
80 81 82 83 84	API Construction Co 1100 Old Highway 8 NW New Brighton, MN 55112	Insulation Services	CAP, O&M	107, 506, 511, 512, 513, 514, 553	\$ 720,624

Name of Respondent DTE Electric Company	This Report Is: (1) [X] An Original (2) [] A Resubmission	Date of Report (Mo, Da, Yr)	Year of Report 2018/Q4
--	--	--------------------------------	---------------------------

CHARGES FOR OUTSIDE PROFESSIONAL AND OTHER CONSULTATIVE SERVICES (Continued)

Line No.	Name / Address	Service	Basis of Charges	Acct #	Amount
85	Aquilex, LLC	Hazardous Waste Services	CAP, O&M	107, 416, 500, 501, 506, 511, 512, 513, 514, 553	\$ 9,409,453
86	DBA HydroChem, LLC				
87	987 West Hurd Rd				
88	Monroe, MI 48162				
89					
90	ARC American, Inc	Overhead Construction Services	CAP	107	\$ 2,288,997
91	66540 State Rd 19				
92	Wakarusa, IN 46573				
93					
94	Arco Enterprices, Inc	Boiler Cleaning Services	CAP, O&M	107, 512, 513	\$ 312,920
95	1125 Garden St				
96	Greensburg, PA 15601-9167				
97					
98	Ardmore Power Logistics, LLC	Delivery Services	CAP, O&M	107, 416, 500, 501, 506, 511, 512, 513, 514, 517, 519, 520, 524, 528, 529, 530, 531, 532, 553, 556, 580, 581, 586, 588, 590, 592, 593, 594, 596, 902, 903, 908, 910, 920, 921, 925, 928,	\$ 7,096,084
99	37637 Five Mile Rd, STE 338				
100	Livonia, MI 48154				
101					
102					
103					
104					
105					
106					
107					
108	Asplundh Construction, LLC	Overhead Construction Services	CAP, O&M	107, 593	\$ 13,470,608
109	708 Blair Mill Rd				
110	Willow Grove, PA 19090-1701				
111					
112	Asplundh Tree Expert, LLC	Line Clearance Services	CAP, O&M	107, 593	\$ 18,757,593
113	708 Blair Mill Rd				
114	Willow Grove, PA 19090-1784				
115					
116	AT and T Global Services, Inc	TeleCom Services	CAP, O&M	107, 506, 528, 580, 903, 908, 920, 921, 930.2	\$ 2,229,766
117	One SBC PLAZA				
118	Dallas, TX 75202				
119					
120	AT&T Mobility II, LLC	TeleCom Services	CAP, O&M	107, 506, 528, 556, 903, 907, 908, 910, 920, 921	\$ 1,733,173
121	5565 Glenridge Connector, Ste 510				
122	Atlanta, GA 30342				
123					
124	ATA National Title Group, LLC	Dues & Assessment Fees	CAP	107	\$ 587,639
125	31440 Northwestern Hwy, STE 100				
126	Farmington Hills, MI 48334				
127					
128	Atlas Oil Company	Maintenance & Repair Services	CAP, O&M	107, 416, 592, 593, 908	\$ 1,868,305
129	24501 Ecorse Rd				
130	Taylor, MI 48180-1641				
131					
132	Atwell, LLC	Surveying Services	O&M	549, 920	\$ 9,005,884
133	2 Towne Square, STE 700				
134	Southfield, MI 48076				

Name of Respondent DTE Electric Company	This Report Is: (1) <input checked="" type="checkbox"/> An Original (2) <input type="checkbox"/> A Resubmission	Date of Report (Mo, Da, Yr)	Year of Report 2018/Q4
--	---	--------------------------------	---------------------------

CHARGES FOR OUTSIDE PROFESSIONAL AND OTHER CONSULTATIVE SERVICES (Continued)

Line No.	Name / Address	Service	Basis of Charges	Acct #	Amount
135	Avaya, Inc	TeleCom Services	CAP, O&M	107, 506, 923	\$ 309,410
136	211 Mount Airy Rd				
137	Basking Ridge, NJ 07920				
138					
139	Babcock and Wilcox	Welding and Construction Services	CAP, O&M	107, 512	\$ 2,607,965
140	Construction CO				
141	20 S Van Buren Ave, STE 100				
142	Barberton, OH 44203				
143					
144	Backer Services, Inc	Ground Maintenance	O&M	588, 593, 935	\$ 282,584
145	15251 E Twelve Mile Rd				
146	Roseville, MI 48066-1838				
147					
148	Badger Holding, LLC	Painting Services	CAP, O&M	107, 416, 506, 511,	\$ 3,765,899
149	N19 W24200 Riverwood Dr			512, 514, 553	
150	Waukesha, WI 53188				
151					
152	Balco Interiors, LLC	Professional Services	CAP, O&M	107, 500, 506,	\$ 7,519,919
153	48700 Grand River Ave			514, 517, 524, 529, 532,	
154	Novi, MI 48374			549, 556, 580, 586, 588,	
155				593, 903, 908, 910, 920,	
156				921, 923, 935	
157					
158	Bank of America N A	Banking & Finance Service	CAP, O&M	107, 921	\$ 1,515,080
159	401 N Tryon St				
160	Charlotte, NC 28255				
161					
162	Banner Sign Co, Inc	Construction Services	CAP, O&M	107, 506, 514, 580, 591,	\$ 489,357
163	6538 Russell St			923	
164	Detroit, MI 48211				
165					
166	Barpellam, Incorporated	Professional Services	CAP, O&M	107, 500, 506,	\$ 9,814,935
167	27777 Franklin Road, STE 600			510, 511, 514, 517, 520,	
168	Southfield, MI 48034			524, 528, 530, 531, 532,	
169				548, 553, 556, 580, 583,	
170				586, 588, 591, 593, 594,	
171				901, 902, 903, 907, 908,	
172				909, 910, 920, 920.9,	
173				935	
174					
175	Barr Engineering Company	Engineering Services	CAP, O&M	107, 506, 513, 514	\$ 868,439
176	4300 Marketpointe Dr				
177	Minneapolis, MN 55435				
178					
179	Barton Malow Co	Construction Services	CAP, O&M	107, 506, 512	\$ 3,617,258
180	26500 American Drive				
181	Southfield, MI 48034				
182					
183					
184					

Name of Respondent DTE Electric Company	This Report Is: (1) <input checked="" type="checkbox"/> An Original (2) <input type="checkbox"/> A Resubmission	Date of Report (Mo, Da, Yr)	Year of Report 2018/Q4
--	---	--------------------------------	---------------------------

CHARGES FOR OUTSIDE PROFESSIONAL AND OTHER CONSULTATIVE SERVICES (Continued)

Line No.	Name / Address	Service	Basis of Charges	Acct #	Amount
185	Belle Tire Distributors	Vehicle Maintenance & Repair Services	CAP, O&M	107, 923	\$ 1,073,083
186	1000 Enterprise Dr				
187	Allen Park, MI 48101				
188					
189	Best Asphalt, Inc	Construction Services	CAP	107	\$ 414,715
190	6334 N Beverley Plaza				
191	Romulus, MI 48174				
192					
193	BHI Energy Power Services	Office Services	CAP, O&M	107, 520, 524, 530,	\$ 5,159,871
194	97 Libbey Industrial Pkwy, FL 4			531	
195	Weymouth, MA 02189				
196					
197	Black & Veatch LTD of Michigan	Technical & Consulting Services	CAP, O&M	107, 520, 553, 580	\$ 4,007,003
198	3550 Green Ct				
199	Ann Arbor, MI 48105				
200					
201	Blaze Contracting, Inc	Technical & Consulting & Construction Services	CAP	107	\$ 2,465,387
202	5640 St Jean St				
203	Detroit, MI 48213				
204					
205	Boral CM Holdings, LLC	Legal Services	CAP, O&M	107, 501, 511, 512	\$ 4,965,981
206	10701 S River Front Pkwy,				
207	STE 300				
208	S Jordan, UT 84095				
209					
210	Bracewell LLP	Human Resources Services	O&M	506, 925	\$ 253,159
211	711 Louisiana St, STE 2300				
212	Houston, TX 77002				
213					
214	Brand Industrial Services, Inc	Painting Services	CAP, O&M	107, 416, 506, 511,	\$ 8,230,972
215	1325 Cobb International Dr,			512, 513, 514, 553, 592,	
216	Ste A-1			935	
217	Kennesaw, GA 30152				
218					
219	BSC Acquisition Sub, LLC	Professional Services	O&M	903	\$ 297,863
220	7702 Plantation Rd				
221	Roanoke, VA 24019				
222					
223	Burns & McDonnell Consultants	Technical & Consulting Services	CAP, O&M	107, 416, 512,	\$ 20,277,639
224	2111 Woodward Ave, STE 202			553, 588, 594	
225	Detroit, MI 48201				
226					
227	Cameco, Inc	Crane-Hoist-Elevator Services	CAP	107	\$ 26,175,648
228	11095 Viking Dr, STE 210				
229	Eden Prairie, MN 55344				
230					
231	Canon Solutions America, Inc	Office Services	CAP, O&M	107, 524, 903, 921	\$ 252,889
232	12379 Collection Center Dr				
233	Chicago, IL 60693				
234					

Name of Respondent DTE Electric Company	This Report Is: (1) <input checked="" type="checkbox"/> An Original (2) <input type="checkbox"/> A Resubmission	Date of Report (Mo, Da, Yr)	Year of Report 2018/Q4
--	---	--------------------------------	---------------------------

CHARGES FOR OUTSIDE PROFESSIONAL AND OTHER CONSULTATIVE SERVICES (Continued)

Line No.	Name / Address	Service	Basis of Charges	Acct #	Amount
234 235 236 237	Cass Lock Contracting & Sales 3431 Michigan Ave Detroit, MI 48216-1040	Building Maintenance & Repair Services	CAP, O&M	107, 506, 511, 512, 514, 529, 580, 586, 588, 903, 910, 921, 923, 935	\$ 523,898
238 239 240 241	CBTS, LLC 221 E Fourth St Cincinnati, OH 45202	Office Services	CAP, O&M	107, 506, 921	\$ 740,126
242 243 244 245	CDA Engineering, Inc 550 Stephenson Highway Troy, MI 48083-1109	Engineering Services	CAP, O&M	107, 506, 511, 512, 513, 514	\$ 3,676,466
246 247 248 249	CDW Direct, LLC 200 N Milwaukee Ave Vernon Hills, IL 60061-1577	IT & Telecom Services	CAP, O&M	107, 416, 506, 512, 513, 524, 556, 580, 921	\$ 4,117,890
250 251 252 253	Cellco Partnership 1 Verizon Plaza Alpharetta, GA 30004	Telecom Services	CAP, O&M	107, 506, 548, 556, 580, 596, 903, 907, 908, 910, 920, 921, 928, 930.2	\$ 2,633,042
254 255 256 257	Center Line Electric, Inc 26554 Lawrence Centerline, MI 48015-1203	Equipment Maintenance & Repair Services	CAP, O&M	107, 416, 580, 588, 592, 593	\$ 2,371,511
258 259 260 261	Certipath, Inc 11921 Freedom Dr, STE 710 Reston, VA 20190	Office Services	CAP, O&M	107, 923	\$ 1,229,899
262 263 264 265	City of Detroit 1340 Third St Detroit, MI 48226	Administration & Office Services	CAP, O&M	107, 588	\$ 2,023,981
266 267 268 269	Clearesult Consulting, Inc 1942 Grand River Ave Detroit, MI 48226	Legal Services	CAP, O&M	107, 905, 908	\$ 2,774,874
270 271 272 273	Cloudera, Inc 395 Page Mill Rd, 3rd FLR Palo Alto, CA 94306	Equipment Maintenance & Repair Services	CAP	107	\$ 399,600
274 275 276 277	Cogent Communications, Inc PO Box 791087 Baltimore, MD 21279-1087	Telecom Services	CAP, O&M	107, 921	\$ 582,694
278 279 280 281 282 283	Cohesive Solutions, Inc 125 Townpark Dr, STE 240 Kennesaw, GA 30144	IT Hardware Services	CAP, O&M	107, 506	\$ 360,486

Name of Respondent DTE Electric Company	This Report Is: (1) <input checked="" type="checkbox"/> An Original (2) <input type="checkbox"/> A Resubmission	Date of Report (Mo, Da, Yr)	Year of Report 2018/Q4
--	---	--------------------------------	---------------------------

CHARGES FOR OUTSIDE PROFESSIONAL AND OTHER CONSULTATIVE SERVICES (Continued)

Line No.	Name / Address	Service	Basis of Charges	Acct #	Amount
284	Comcast	Telecom Services	CAP, O&M	107, 506, 580, 903,	\$ 623,257
285	PO Box 3005			921	
286	Southeastern, PA 19398-3005				
287					
288	Commercial Construction, Inc	Water & Sand Blasting Services	CAP, O&M	107, 416, 511, 512,	\$ 7,621,789
289	7428 Kensington Road				
290	Brighton, MI 48116				
291					
292	Comercial Contracting Corp	Construction Services	CAP	107	\$ 416,412
293	4260 N Atlantic Blvd				
294	Auburn Hills, MI 48326-1578				
295					
296	Commercial Diving and Marine Services, Inc	Professional Services	CAP, O&M	107, 506, 511, 512, 529,	\$ 1,764,561
297	405 Rawlins Street			531	
298	Port Huron, MI 48060				
299					
300					
301	Compass Group USA, Inc	Facilities Services	CAP, O&M	107, 506, 514,	\$ 329,889
302	2400 Yorkmont Rd			524, 908, 921	
303	Charlotte, NC 28217				
304					
305	Compuware Holding Corp	Office Machine Maint & Repair	CAP, O&M	107, 506, 921, 923	\$ 307,127
306	1 Campus Martius	IT & Telecom Equipment Rentals & Leasing			
307	Detroit, MI 48226				
308					
309					
310	Conco System Inc	Steam Turbine Services	O&M	529, 530, 531	\$ 653,118
311	530 Jones St				
312	Verona, PA 15147-1121				
313					
314	Condux Tesmec Inc	Fleet Manangement Services	CAP	107	\$ 342,693
315	145 Kingswood Dr				
316	Mankato, MN 56001				
317					
318	Consumers Energy Company	Maintenance & Repair and Construction Services	CAP	107	\$ 29,044,541
319	1 Energy Plaza				
320	Jackson, MI 49201-2276				
321					
322	Continental Field Machining Co, Inc	Mechanical Equipment Services	CAP	107	\$ 576,193
323	1875 Fox Ln				
324	Elgin, IL 60123-7813				
325					
326					
327	Corby Energy Services, Inc	Meter Reading & Outside Contractor Services	CAP, O&M	107, 416, 580, 588,	\$ 36,308,513
328	6001 Schooner St			593, 594, 596, 908	
329	Belleville, MI 48111-5366				
330					
331					
332					
333					

Name of Respondent DTE Electric Company	This Report Is: (1) <input checked="" type="checkbox"/> An Original (2) <input type="checkbox"/> A Resubmission	Date of Report (Mo, Da, Yr)	Year of Report 2018/Q4
--	---	--------------------------------	---------------------------

CHARGES FOR OUTSIDE PROFESSIONAL AND OTHER CONSULTATIVE SERVICES (Continued)

Line No.	Name / Address	Service	Basis of Charges	Acct #	Amount
334	Corporate Eagle Management	Publication & Subscription	CAP, O&M	107, 921, 931, 930.2	\$ 348,865
335	Services	Services			
336	6320 Highland Road				
337	Waterford, MI 48327-1835				
338					
339	Creative Breakthroughs, Inc	IT Services	CAP, O&M	107, 921, 925	\$ 591,663
340	1260 Woodward Heights				
341	Ferndale, MI 48220				
342					
343	Crown Lift Truck Corp	Equipment Maintenance &	CAP	107	\$ 693,525
344	44 S Washington St	Repair Services			
345	New Bremen, OH 45869-1247				
346					
347	Cummins, Inc	Electrical Equipment	CAP, O&M	107, 580	\$ 667,160
348	21810 Clessie Ct	Maintenance & Repair			
349	New Hudson, MI 48165-8573	Services			
350					
351	Curtiss-Wright Flow Control	IT Hardware & Engineering	CAP, O&M	107, 513, 530	\$ 639,842
352	Service	Services			
353	1350 Whitewater Dr				
354	Idaho Falls, ID 83402				
355					
356	Cyient, Inc	Professional Services	CAP	107	\$ 1,774,998
357	99 E River Dr, 5th Floor				
358	East Hartford, CT 06108				
359					
360	Cyme International T&D Inc	Office Machine Maint &	CAP, O&M	107, 921	\$ 257,628
361	1485 Roberval, STE 104	Repair			
362	Saint Bruno, QC J3V 3P8	IT & Telecom Equipment			
363		Rentals & Leasing			
364					
365	Davey Tree Expert Co	Line Clearance Services	CAP, O&M	107, 416, 593	\$ 24,971,242
366	1500 North Mantua St				
367	Kent, OH 44240				
368					
369					
370	Dell Marketing, LP	Telecom Services	CAP, O&M	107, 506, 514, 553, 921	\$ 1,785,949
371	PO Box 676021				
372	Dallas, TX 75267-6021				
373					
374	Demaria Building Company, Inc	Construction &	CAP	107	\$ 1,706,134
375	45500 Grand River Ave	Professional Services			
376	Novi, MI 48374				
377					
378	Detroit Elevator Co	General Building /	CAP	107	\$ 550,449
379	2121 Burdette St	Facility Services			
380	Ferndale, MI 48220-1992				
381					
382					
383					

Name of Respondent DTE Electric Company	This Report Is: (1) <input checked="" type="checkbox"/> An Original (2) <input type="checkbox"/> A Resubmission	Date of Report (Mo, Da, Yr) 2018/Q4	Year of Report 2018/Q4
--	---	---	---------------------------

CHARGES FOR OUTSIDE PROFESSIONAL AND OTHER CONSULTATIVE SERVICES (Continued)

Line No.	Name / Address	Service	Basis of Charges	Acct #	Amount
384	Detroit Labs, LLC	IT Hardware Services	CAP	107	\$ 704,389
385	1050 Woodward Ave				
386	Detroit, MI 48226				
387					
388	Dialogdirect, Inc	Telecom Services	O&M	903	\$ 5,762,473
389	13700 Oakland Ave				
390	Highland Park, MI 48203				
391					
392	Diversified Data Processing	Professional Services	O&M	903, 910	\$ 813,680
393	10811 Northend Ave				
394	Ferndale, MI 48220				
395					
396	Diversified Minority Services, Inc	Janitorial Services	CAP, O&M	107, 416, 506, 511, 512, 513	\$ 5,764,633
397	55 Pennsylvania Ave				
398	Milan, MI 48160				
399					
400	DLI Properties, LLC	Advertising Services	O&M	416, 909	\$ 361,930
401	2000 Brush St, STE 200				
402	Detroit, MI 48226-2229				
403					
404	DNV GL Energy Services USA	Administrative & Office Services	CAP, O&M	107, 905, 908	\$ 22,582,232
405	3031 West Grand Blvd				
406	Detroit, MI 48202				
407					
408	Doshi Associates, Inc	Engineering & Substation Services	CAP, O&M	107, 592, 935	\$ 301,567
409	5755 New King St, STE 210				
410	Troy, MI 48098				
411					
412	DRM Maintenance and Management	Grounds Maintenance Services	CAP, O&M	107, 506, 512, 514, 593	\$ 494,885
413					
414	380 East Monroe St				
415	Dundee, MI 48131				
416					
417	Duke & Duke Services	Mechanical Equipment Maintenance & Repair Services	CAP, O&M	107, 416, 506, 512, 513, 514, 531, 553	\$ 6,183,939
418	25566 Pennsylvania Rd				
419	Taylor, MI 48180-6417				
420					
421	Duke Energy Renewables	Construction Maintenance & Repair Services	CAP, O&M	107, 553	\$ 6,480,647
422	550 South Tryon St				
423	Charlotte, NC 28202				
424					
425	Eastman Fire Protection, Inc	Fire Protection Services	CAP, O&M	107, 506, 511, 512, 584, 591, 903, 921, 923, 935	\$ 256,345
426	1450 Souter Dr				
427	Troy, MI 48083				
428					
429	Ecova, Inc	Consulting Services	O&M	905, 908	\$ 1,255,206
430	1313 North Atlantic St				
431	Spokane, WA 99201				
432					
433					

Name of Respondent DTE Electric Company	This Report Is: (1) <input checked="" type="checkbox"/> An Original (2) <input type="checkbox"/> A Resubmission	Date of Report (Mo, Da, Yr)	Year of Report 2018/Q4
--	---	--------------------------------	---------------------------

CHARGES FOR OUTSIDE PROFESSIONAL AND OTHER CONSULTATIVE SERVICES (Continued)

Line No.	Name / Address	Service	Basis of Charges	Acct #	Amount
434	Edward J Painting, LLC	Painting Services	CAP, O&M	107, 506, 511, 512, 513	\$ 484,569
435	1190 Wadhams Rd				
436	Kimball, MI 48074				
437					
438	Electric Power Research Institute	Consulting Services	CAP, O&M	107, 416, 524, 549, 553	\$ 5,675,902
439	3420 Hillview Ave				
440	Palo Alto, CA 94304				
441					
442	EMC2 Corp	IT & Telecom Equipment Rental Services	CAP, O&M	107, 165, 921	\$ 2,337,966
443	176 South St				
444	Hopkinton, MA 01748-2230				
445					
446	Energy Group, Inc	Overhead Line & Construction Services	CAP, O&M	107, 416, 593	\$ 12,521,289
447	8837 Lyndon St				
448	Detroit, MI 48238				
449					
450	Energy Sciences Resource Partners	Engineering Services	CAP, O&M	107, 242, 908	\$ 1,149,882
451					
452	316 E Third St, STE 2				
453	Royal Oak, MI 48067				
454					
455	Energyhub, Inc	Legal Services	CAP, O&M	107, 912	\$ 617,000
456	8281 Greensboro Dr, STE 100				
457	Tysons, VA 22102				
458					
459	Engineering Consultants Group	Engineering Services	CAP, O&M	107, 506, 513, 593	\$ 458,207
460	3394 West Market St				
461	Fairlawn, OH 44333				
462					
463	Environmental Recycling	Hazardous Waste Services	CAP, O&M	107, 506, 514, 529, 553, 580, 582, 588, 935	\$ 405,843
464	527 E Woodland Circle				
465	Bowling Green, OH 43402-8966				
466					
467	EPI Printers, Inc	Printing & Mailing Services	CAP, O&M	107, 514, 903, 905, 908, 920, 923	\$ 290,345
468	5404 Wayne Rd				
469	Battle Creek, MI 49037				
470					
471	Epstein Becker & Green, PC	Human Resources Services	O&M	925	\$ 257,785
472	250 Park Ave				
473	New York, NY 10177				
474					
475	Experian Information Solutions	Coal Transportation Services	O&M	524, 903	\$ 267,016
476	475 Anton Blvd				
477	Costa Mesa, CA 92626-7036				
478					
479	Ferndale Electric Company	Substation Services	CAP, O&M	107, 588, 593, 916	\$ 2,538,597
480	915 East Drayton Ave				
481	Ferndale, MI 48220-1409				
482					
483					

Name of Respondent DTE Electric Company	This Report Is: (1) [X] An Original (2) [] A Resubmission	Date of Report (Mo, Da, Yr) 2018/Q4	Year of Report 2018/Q4
--	--	---	---------------------------

CHARGES FOR OUTSIDE PROFESSIONAL AND OTHER CONSULTATIVE SERVICES (Continued)

Line No.	Name / Address	Service	Basis of Charges	Acct #	Amount
484	Fitzgibbons Fleet Fabricators, Ltd	Fleet Management Services	CAP	107	\$ 292,485
485	3325 Cisco St				
486	Jackson, MI 49201-8804				
487					
488	Five Corners Stategies, LLC	Legal Services	O&M	920	\$ 938,613
489	36 Washington St, STE 345	Employee Benefit Services			
490	Wellesley Hills, MA 02481				
491					
492	Ford Quality Fleet Care Program	Vehicle Maintenance & Repair Services	CAP, O&M	107, 416, 923	\$ 1,512,184
493	PO Box 67000				
494	Detroit, MI 48267				
495					
496	Gallup, Inc	Human Resources Services	CAP, O&M	107, 921, 923	\$ 351,347
497	1001 Gallup Dr				
498	Omaha, NE 68102				
499					
500	Gardiner C Vose, Inc	Construction Services	CAP, O&M	107, 512, 580, 588, 903, 923, 935	\$ 543,886
501	832 Crestview Ave				
502	Bloomfield Hills, MI 48302-0009				
503					
504	GCA Services Group, Inc	Janitorial Services	CAP, O&M	107, 520, 524, 529, 532, 921	\$ 990,124
505	3400 C W Wendover Ave				
506	Greensboro, NC 27407				
507					
508	GE Co	Construction & Engineering Services	CAP, O&M	107, 553	\$ 3,839,383
509	4200 Wildwood Parkway				
510	Atlanta, GA 30339-8402				
511					
512	GE Hitachi Nuclear Energy	Engineering Services	CAP, O&M	107, 524, 528, 530, 531, 532	\$ 10,894,557
513	3901 Castle Hayne Rd	Nuclear Maintenance & Repair Services			
514	Wilmington, NC 28401				
515					
516	GEM, Inc	Boiler Maintenance & Repair Services	CAP, O&M	107, 512, 513, 514	\$ 17,762,085
517	PO Box 716				
518	Toledo, OH 43697-0716				
519					
520	General Cable Industries, Inc	Construction Services	CAP	107	\$ 1,239,781
521	4 Tesseneer Dr				
522	Highland Heights, KY 41076				
523					
524	General Electric International	Professional, Engineering & Steam Turbine Services	CAP, O&M	107, 506, 530, 531, 553,	\$ 14,835,094
525	1 Village Center Dr				
526	Van Buren Twp, MI 48111				
527					
528	GEO Gradel Co	Construction Services	CAP	107	\$ 445,505
529	3135 Front St				
530	Toledo, OH 43605				
531					
532					
533					

Name of Respondent		This Report Is:	Date of Report	Year of Report	
DTE Electric Company		(1) <input checked="" type="checkbox"/> An Original (2) <input type="checkbox"/> A Resubmission	(Mo, Da, Yr)	2018/Q4	
CHARGES FOR OUTSIDE PROFESSIONAL AND OTHER CONSULTATIVE SERVICES (Continued)					
Line No.	Name / Address	Service	Basis of Charges	Acct #	Amount
534	Geosyntec Consultants, Inc	Engineering Services	CAP, O&M	107, 500, 506, 511,	\$ 340,894
535	900 Broken Sound Parkway NW			512, 514	
536	Boca Raton, FL 33487				
537					
538	Global Nuclear Fuel Americas,	Property Site Services	CAP, O&M	107, 531	\$ 18,460,385
539	LLC				
540	3901 Castle Hayne Rd				
541	Wilmington, NC 28402				
542					
543	Goodwills Green Works, Inc	Personnel Services	CAP, O&M	107, 514, 524, 529, 528,	\$ 783,688
544	6421 Lynch Rd			580, 586, 588, 593,	
545	Detroit, MI 48234			594, 903, 909, 923,	
546				930.2, 935	
547					
548	Graybar Electrical Company	Electrical Hardware	CAP, O&M	107, 416, 528, 921,	\$ 419,132
549	8350 Haggerty Rd	Services		931, 935	
550	Belleville, MI 48111				
551					
552	Grunwell Cashero Company, Inc	Construction Services	CAP, O&M	107, 591, 592	\$ 724,006
553	1041 Major St				
554	Detroit, MI 48217-1376				
555					
556	Guerreso Associates, Inc	Consulting Services	CAP, O&M	107, 920	\$ 303,643
557	6860 Crestway Dr				
558	Bloomfield Hills, MI 48301-2809				
559					
560	Harlan Electric Co	Outdoor Lighting & Pole	CAP, O&M	107, 416, 593, 596	\$ 6,372,651
561	2695 Crooks Rd	Installation Services			
562	Rochester Hills, MI 48309-3658				
563					
564	Harris & Harris, Ltd	Professional Services	O&M	902, 903	\$ 4,087,356
565	111 W Jackson Blvd				
566	Chicago, IL 60604				
567					
568	Haywood Associates, Inc	Telecom Services	CAP, O&M	107, 514, 586, 593, 903,	\$ 1,134,575
569	124 Jewett St			921	
570	Georgetown, MA 01833				
571					
572	HDR Michigan, Inc	Consulting & Professional	CAP	107	\$ 1,166,618
573	5405 Data Court, Ste 100	Services			
574	Ann Arbor, MI 48108				
575					
576	Henkels & McCoy, Inc	Outdoor Lighting &	CAP	107	\$ 352,236
577	985 Jolly Rd	Maintenance Services			
578	Blue Bell, PA 19422				
579					
580	Hewitt Assoc	Consulting Services	O&M	926	\$ 1,377,372
581	100 Half Day Rd				
582	Lincolnshire, IL 60069-3242				
583					

Name of Respondent DTE Electric Company	This Report Is: (1) [X] An Original (2) [.] A Resubmission	Date of Report (Mo, Da, Yr)	Year of Report 2018/Q4
--	--	--------------------------------	---------------------------

CHARGES FOR OUTSIDE PROFESSIONAL AND OTHER CONSULTATIVE SERVICES (Continued)

Line No.	Name / Address	Service	Basis of Charges	Acct #	Amount
584	High Voltage Maintenance Corp	Testing & Analyzing Services	CAP, O&M	107, 553	\$ 391,204
585	5100 Energy Dr				
586	Dayton, OH 45414				
587					
588	HLP Contracting Corp	Vacuuming Services	O&M	930.2	\$ 283,555
589	34 Coventry Ave				
590	Alberton, NY 11507				
591					
592	Hunton Andrews Kurth LLP	Legal Services	CAP, O&M	107, 506, 920, 923, 925	\$ 476,302
593	951 E Byrd St				
594	Richmond, VA 23219				
595					
596	Hutchinson Cannatella, PC	Legal Services	O&M	925	\$ 376,069
597	1001 Woodward Ave				
598	Detroit, MI 48226				
599					
600	ICF Resources, LLC	Administrative & Marketing Services	CAP, O&M	107, 501, 903, 905, 908	\$ 5,289,278
601	600 Renaissance Center Dr				
602	Detroit, MI 48243				
603					
604	Ideal Contracting, LLC	Mechanical Maintenance & Repair Services	CAP, O&M	107, 512, 553	\$ 2,236,737
605	2525 Clark St				
606	Detroit, MI 48209-9703				
607					
608	Ignite Social Media, LLC	Advertising Expenses	O&M	905, 908	\$ 4,911,226
609	280 Daines St, STE 200				
610	Birmingham, MI 48009				
611					
612	IHS Global	Office Machine Maintenance & Repair Services	O&M	500, 524, 549, 920	\$ 318,703
613	15 Inverness Way East				
614	Englewood, CO 80112				
615					
616	Illume Advising, LLC	Administrative & Office Service	O&M	908	\$ 1,435,107
617	440 Science Dr, STE 202				
618	Madison, WI 53711				
619					
620	Industrial Electric Co	Electrical Equipment Maintenance & Repair Services	CAP, O&M	107, 506, 511, 513, 580, 903, 923, 935	\$ 829,553
621	275 E Milwaukee St				
622	Detroit, MI 48202-3233				
623					
624	Inovateus Solar, LLC	Solar Project Services	CAP	107	\$ 3,091,712
625	708 Sherman Lane				
626	Cassopolis, MI 49031				
627					
628	Insight Energy Ventures, LLC	Marketing Services	CAP, O&M	107, 907, 908	\$ 1,797,937
629	333 West 7th St, STE 200				
630	Royal Oak, MI 48067				
631					
632					
633					

Name of Respondent	This Report Is:	Date of Report	Year of Report
DTE Electric Company	(1) [X] An Original (2) [] A Resubmission	(Mo, Da, Yr)	2018/Q4

CHARGES FOR OUTSIDE PROFESSIONAL AND OTHER CONSULTATIVE SERVICES (Continued)

Line No.	Name / Address	Service	Basis of Charges	Acct #	Amount
634	IBM Corp	Maintenance & Repair Services	CAP, O&M	107, 506, 593, 921	\$ 8,224,573
635	North Caste Dr				
636	Armonk, NY 10504				
637					
638	International Transmission Co	Overhead Construction Services	CAP, O&M	107, 416, 593	\$ 691,134
639	27175 Energy Way				
640	Novi, MI 48377				
641					
642	Intren, LLC	Outdoor Lighting & Maintenance Services	CAP	107	\$ 1,375,681
643	18202 W Union Rd				
644	Union, IL 60180				
645					
646	IPC Services, Inc	Building Maintenance & Repair Services	CAP, O&M	107, 416, 506, 511, 512	\$ 260,592
647	PO Box 187				
648	Marine City, MI 48039				
649					
650	Itron, Inc	Professional Services	CAP, O&M	107, 588, 903, 908, 912, 921, 923	\$ 3,377,215
651	2111 N Molter Rd				
652	Liberty Lake, WA 99019				
653					
654	J F Electric, Inc	Overhead Construction Services	CAP	107	\$ 344,041
655	100 Lakefront Pkwy				
656	Edwardsville, IL 62025				
657					
658	J Givoo Consultants, Inc	Technical Services	CAP, O&M	107, 529, 530	\$ 842,676
659	410 Holly Glen Dr				
660	Cherry Hill, NJ 08034				
661					
662	J J Barney Construction, Inc	Construction Services	CAP	107	\$ 1,066,914
663	2397 Devondale, STE 101				
664	Rochester Hills, MI 48309				
665					
666	J Ranck Electric, Inc	Transportation & Delivery Services	CAP	107	\$ 695,042
667	1993 Gover Pkwy				
668	MT Pleasant, MI 48858				
669					
670	Jason McAleer	Railroad Services	CAP, O&M	107, 923	\$ 763,570
671	440 Burroughs St, STE 170				
672	Detroit, MI 48202				
673					
674	JD Candler Roofing Co	Construction Services	CAP	107	\$ 366,331
675	31111 Industrial Dr				
676	Livonia, MI 48150				
677					
678	John E Green Co	Substation Services	CAP, O&M	107, 511, 512, 513	\$ 1,095,895
679	220 Victor Ave				
680	Highland Park, MI 48203				
681					
682					
683					

Name of Respondent DTE Electric Company	This Report Is: (1) <input checked="" type="checkbox"/> An Original (2) <input type="checkbox"/> A Resubmission	Date of Report (Mo, Da, Yr)	Year of Report 2018/Q4
--	---	--------------------------------	---------------------------

CHARGES FOR OUTSIDE PROFESSIONAL AND OTHER CONSULTATIVE SERVICES (Continued)

Line No.	Name / Address	Service	Basis of Charges	Acct #	Amount
684	Johnson Controls, Inc	Fire Protection Services	CAP	107	\$ 360,614
685	5757 N Green Bay Rd				
686	Glendale, WI 53209				
687					
688	Kaltz Excavating Co, Inc	Underground Construction Services	CAP, O&M	107, 416, 514, 580,	\$ 22,945,296
689	2420 Auburn Rd			592, 594	
690	Auburn Hills, MI 48326-3104				
691					
692	Kappen Tree Services, LLC	Line Clearance Services	CAP, O&M	107, 416, 593	\$ 31,079,021
693	2675 Hurds Corner Rd				
694	Cass City, MI 48726-9393				
695					
696	Kiewit Engineering Mi Co	Engineering Services	CAP	107	\$ 71,727,336
697	4000 Renaissance Ctr, STE 2600				
698	Detroit, MI 48243				
699					
700	KM Plant Services, Inc	Welding Services	CAP, O&M	107, 511, 512	\$ 459,353
701	17100 Southfield Rd				
702	Allen Park, MI 48101				
703					
704	Knight Watch	Security Services	CAP, O&M	107, 553, 588, 923	\$ 578,222
705	3005 Business One Dr				
706	Kalamazoo, MI 49048				
707					
708	Konecranes Nuclear Equipment	Overhead Crane Services	O&M	529, 530, 531, 580	\$ 351,777
709	5300 S Emmer Dr				
710	New Berlin, WI 53151				
711					
712	KPMG LLP	Employee Benefit Services	CAP, O&M	107, 506, 593, 923	\$ 647,917
713	3 Chestnut Ridge Rd				
714	Montvale, NJ 07645				
715					
716	Lakeside Environmental	Line Clearance Services	CAP, O&M	107, 593	\$ 2,593,278
717	Consultants				
718	295 Buck Rd, STE 203				
719	Southampton, PA 18966				
720					
721	Latham & Watkins LLP	Legal Services	CAP	107	\$ 440,292
722	555 West 5th St, STE 800				
723	Los Angeles, CA 90013-1010				
724					
725	Lecom, Inc	Overhead Construction Services	CAP, O&M	107, 416, 583, 593,	\$ 45,217,787
726	29377 Hoover Rd			903	
727	Warren, MI 48093				
728					
729	Leidos of Michigan, Inc	Engineering Services	CAP, O&M	107, 500, 514, 588, 908	\$ 2,760,579
730	11951 Freedom Dr				
731	Reston, VA 20190				
732					
733					

Name of Respondent DTE Electric Company	This Report Is: (1) [X] An Original (2) [] A Resubmission	Date of Report (Mo, Da, Yr)	Year of Report 2018/Q4
--	--	--------------------------------	---------------------------

CHARGES FOR OUTSIDE PROFESSIONAL AND OTHER CONSULTATIVE SERVICES (Continued)

Line No.	Name / Address	Service	Basis of Charges	Acct #	Amount
734	LJ Ross Associates, Inc	Professional Services	O&M	903	\$ 571,302
735	4 Universal Way				
736	Jackson, MI 49202				
737					
738	M J Electric, LLC	Overhead Construction	CAP	107	\$ 3,579,161
739	200 West Frank Pipp Dr				
740	Iron Mountain, MI 49801-1419				
741					
742	Manhattan Telecommunications Corporation	TeleCom Expenses	CAP, O&M	107, 506, 528, 548, 556, 580, 903, 908, 921, 930.2	\$ 380,100
743					
744	55 Water St, FLR 32				
745	New York, NY 10041				
746					
747	Marine Pollution Control	Electrical Equipment Maintenance & Repair Services	CAP, O&M	107, 506, 514, 524, 592, 530, 532, 582, 588	\$ 333,263
748	8631 W Jefferson Ave				
749	Detroit, MI 48209-2691				
750					
751	Marketing Links, Inc	Marketing & Professional Services	O&M	909	\$ 290,560
752	31671 East Bellvine Tr				
753	Beverly Hills, MI 48025				
754					
755	McKinsey & Co, Inc US	TeleCom Expenses	CAP, O&M	107, 923	\$ 376,200
756	2711 Centerville Rd, STE 400				
757	Wilmington, DE 19808				
758					
759	MCPC, Inc	TeleCom Expenses	CAP, O&M	107, 506	\$ 1,166,549
760	21500 Aerospace Pkwy				
761	Cleveland, OH 44142				
762					
763	Meade, Inc	Overhead Construction Services	CAP	107	\$ 1,256,956
764	9550 West 55th St, STE A				
765	McCook, IL 60525				
766					
767	Mechanical Dynamics & Analysis, Ltd	Steam Turbine Maintenance Services	CAP, O&M	107, 512, 513, 514	\$ 876,914
768					
769	767 Pierce Rd, STE 2				
770	Clifton Park, NY 12065				
771					
772	Mercury Fulfillment Systems, Inc	Marketing Services	CAP, O&M	107, 506, 580, 596, 903, 907, 908, 909, 920, 921, 923, 925, 930.1	\$ 939,768
773	35610 Mound Rd				
774	Sterling Heights, MI 48310				
775					
776					
777	Metallizers of Mid America, Inc	Boiler Cleaning Services	CAP, O&M	107, 512	\$ 364,214
778	16280 Martinsville Rd				
779	Belleville, MI 48111-3070				
780					
781	Metro Engineering Solutions	Engineering & Consulting Services	CAP, O&M	107, 416	\$ 5,580,183
782	6001 Schooner				
783	Belleville, MI 48112				

Name of Respondent DTE Electric Company	This Report Is: (1) <input checked="" type="checkbox"/> An Original (2) <input type="checkbox"/> A Resubmission	Date of Report (Mo, Da, Yr)	Year of Report 2018/Q4
--	---	--------------------------------	---------------------------

CHARGES FOR OUTSIDE PROFESSIONAL AND OTHER CONSULTATIVE SERVICES (Continued)

Line No.	Name / Address	Service	Basis of Charges	Acct #	Amount
784	Meylan Enterprises, Inc	Scaffolding Services	O&M	512	\$ 327,239
785	6225 S 60th St				
786	Omaha, NE 68117				
787					
788	Meylan Industrial Services, Inc	Scaffolding Services	O&M	512	\$ 493,594
789	3919 South 147th St, STE 124				
790	Omaha, NE 68144				
791					
792	Michigan Saves, Inc	Legal Services	O&M	908	\$ 250,000
793	230 Washington Sq, STE 300				
794	Lansing, MI 48933				
795					
796	Michigan Tractor & Machinery	Rental Services	CAP, O&M	107, 501, 506, 511, 512,	\$ 4,115,600
797	Company	Maintenance & Repair		513, 514, 524, 529, 530,	
798	24800 Novi Road	Services		531, 553, 592, 921, 935	
799	Novi, MI 48375				
800					
801	Microsoft Licensing Group	IT Hardware Services	CAP, O&M	107, 506, 580, 586,	\$ 6,597,482
802	6100 Neil Rd, STE 210			588, 593, 908, 921, 923	
803	Reno, NV 89511-1157				
804					
805	Mid American Group	Construction Services	CAP, O&M	107, 416, 506, 511,	\$ 11,601,444
806	8475 Port Sunlight			512, 517, 524, 529, 530,	
807	Newport, MI 48166			531, 532, 591, 592, 923	
808					
809	Miller Canfield Paddock & Stone	Legal Services	CAP, O&M	107, 506, 524, 580,	\$ 1,188,318
810	150 W Jefferson Ave			593, 901, 902, 923, 925	
811	Detroit, MI 48226-4416				
812					
813	Miller Construction Co, Inc	Outdoor Lighting &	O&M	593	\$ 326,893
814	518 S 15TH ST	Maintenance Services			
815	Vincennes, IN 47591				
816					
817	Miss Dig System, Inc	Underground Utility	O&M	580	\$ 298,706
818	3285 Lapeer Rd	Services			
819	Auburn Hills, MI 48326				
820					
821	Monarch Welding & Engineering	Boiler Maintenance &	CAP, O&M	107, 511, 512, 513, 514,	\$ 11,269,825
822	23635 Mound Rd	Repair Services		553	
823	Warren, MI 48091				
824					
825	Monroe Plumbing & Heating Co	Plumbing Services	CAP, O&M	107, 506, 511, 512, 514,	\$ 593,453
826	506 Cooper St			524	
827	Monroe, MI 48161-1687				
828					
829	Motor City Electric Company	Construction Services	CAP	107	\$ 260,960
830	9440 Grinnell St				
831	Detroit, MI 48213-1151				
832					
833					

Name of Respondent		This Report Is:	Date of Report	Year of Report	
DTE Electric Company		(1) <input checked="" type="checkbox"/> An Original (2) <input type="checkbox"/> A Resubmission	(Mo, Da, Yr)	2018/Q4	
CHARGES FOR OUTSIDE PROFESSIONAL AND OTHER CONSULTATIVE SERVICES (Continued)					
Line No.	Name / Address	Service	Basis of Charges	Acct #	Amount
834	Motor City Electric Utilities Co	Construction Services	CAP, O&M	107, 416, 511, 512,	\$ 13,742,321
835	9440 Grinnell St	Electrical Maintenance &		513, 514, 553, 593, 594,	
836	Detroit, MI 48213-1151	Repair Services		596, 921	
837					
838	MPW Environmental Services, Inc	Environmental Services	CAP, O&M	107, 512	\$ 1,110,441
839	9711 Lancaster Rd SE				
840	Hebron, OH 43025				
841					
842	Mt Clemens Crane & Service Co	Overhead Crane Services	CAP, O&M	107, 506, 511, 512, 529,	\$ 665,696
843	42827 Irwin Dr			935	
844	Harrison Township, MI 48045				
845					
846	NAES Corp	Professional Services	CAP, O&M	107, 548	\$ 2,201,704
847	1180 NW Maple St, STE 200				
848	Issaquah, WA 98027				
849					
850	National Business Supply, Inc	Building Maintenance &	CAP, O&M	107, 512, 524,	\$ 3,699,216
851	2595 Bellingham Dr	Repair Services		556, 580, 583, 584, 588,	
852	Troy, MI 48083-2036			596, 903, 907, 908, 909,	
853				921, 923, 935	
854					
855	National Energy Foundation	Corporate Services	O&M	580, 905, 908	\$ 1,227,634
856	4516 S 700 E, STE 100	Telecom Services			
857	Salt Lake City, UT 84107				
858					
859	Navigant Consulting	Administrative & Office	O&M	580, 908	\$ 4,322,540
860	2723 S State St	Services			
861	Ann Arbor, MI 48104				
862					
863	Newkirk Electric Associates, Inc	Engineering Services	CAP, O&M	107, 416, 593	\$ 2,340,250
864	1875 Roberts St				
865	Muskegon, MI 49442				
866					
867	Neyer Tiseo & Hindo, Ltd	Engineering Services	CAP, O&M	107, 416, 500, 506,	\$ 3,190,444
868	41780 Six Mile Rd			511, 512, 514, 531, 553,	
869	Northville, MI 48168			588, 592, 935	
870					
871	Niles Industrial Coatings, Inc	Painting Services	CAP, O&M	107, 596	\$ 383,312
872	201 South Alloy Dr				
873	Fenton, MI 48430				
874					
875	Nordstrom Samson & Assoc, Inc	Architectural Services	CAP, O&M	107, 514, 923	\$ 962,534
876	23761 Research Dr				
877	Farmington Hills, MI 48335-2626				
878					
879	North American Electric Reliability	IT & Telecom Equipment	CAP, O&M	107, 514, 580, 930.2	\$ 1,850,342
880	3353 Peachtree Rd NE, STE 600	Rental & Leasing Services			
881	Atlanta, GA 30326				
882					
883					

Name of Respondent DTE Electric Company	This Report Is: (1) [X] An Original (2) [] A Resubmission	Date of Report (Mo, Da, Yr)	Year of Report 2018/Q4
--	--	--------------------------------	---------------------------

CHARGES FOR OUTSIDE PROFESSIONAL AND OTHER CONSULTATIVE SERVICES (Continued)

Line No.	Name / Address	Service	Basis of Charges	Acct #	Amount
884	North Star HR Corp	Benefit Plan Administration	CAP, O&M	107, 580, 581, 586, 588,	\$ 980,746
885	2000 Town Center, STE 1900	Services		921, 926	
886	Southfield, MI 48075				
887					
888	Nova Consultants, Inc	Engineering & Consulting	CAP, O&M	107, 553, 930.1	\$ 1,053,569
889	21580 Novi Road, STE 300	Services			
890	Novi, MI 48375-5603				
891					
892	NSI Consulting & Development	Professional & Consulting	CAP, O&M	107, 416, 580, 593	\$ 438,179
893	24079 Research Rd	Services			
894	Farmington Hills, MI 48335				
895					
896	NTS Technical Systems	Equipment Rental Services	CAP, O&M	107, 528, 530	\$ 391,051
897	24007 Ventura Blvd, STE 200				
898	Calabasas, CA 91302				
899					
900	Nuance Enterprise Solutions	Professional Services	O&M	910	\$ 766,979
901	1 Wayside Rd				
902	Burlington, MA 01803				
903					
904	Ogletree, Deakins, Nash, Smoak	Legal Services	O&M	925	\$ 365,514
905	PO Box 2757				
906	Greenville, SC 29602				
907					
908	Open Systems International, Inc	Telecom Services	CAP	107	\$ 4,652,999
909	4101 Arrowhead Dr				
910	Medina, MN 55340				
911					
912	OPTIV Security, Inc	Rentals & Leasing Services	CAP, O&M	107, 580, 921, 923	\$ 657,918
913	1125 17th ST, STE 1700	Machine Maintenance &			
914	Denver, CO 80202	Repair Services			
915					
916					
917	Oracle America, Inc	Office & Administrative	CAP, O&M	107, 921	\$ 577,865
918	500 Oracle Pkwy	Services			
919	Redwood Shores, CA 94065				
920					
921	Oscar W Larson	Storage Tank Services	CAP, O&M	107, 506, 512, 514, 524	\$ 996,878
922	10100 Dixie Highway				
923	Clarkston, MI 48348-2414				
924					
925	Osmoste Utilities Services, Inc	Construction Services	CAP, O&M	107, 416	\$ 4,996,108
926	215 Greencastle Rd				
927	Tyrone, GA 30290				
928					
929	Overhead Lines, LLC	Overhead Construction	CAP, O&M	107, 593	\$ 669,824
930	7929 E M36	Services			
931	Whitmore Lake, MI 48189				
932					
933					

Name of Respondent DTE Electric Company	This Report Is: (1) [X] An Original (2) [] A Resubmission	Date of Report (Mo, Da, Yr)	Year of Report 2018/Q4
--	--	--------------------------------	---------------------------

CHARGES FOR OUTSIDE PROFESSIONAL AND OTHER CONSULTATIVE SERVICES (Continued)

Line No.	Name / Address	Service	Basis of Charges	Acct #	Amount
934	Oxford Utility Customer	Legal Services	O&M	908	\$ 318,510
935	Information				
936	PO Box 1404				
937	Severna Park, MD 21146				
938					
939	Palmer Moving & Storage	Moving & Storage Services	CAP, O&M	107, 500, 506, 510, 511,	\$ 694,311
940	24660 Dequindre Rd			512, 514, 524, 530, 532,	
941	Warren, MI 48091-3332			580, 583, 586, 588, 589,	
942				592, 593, 596, 907, 908,	
943				920, 923, 935	
944					
945	Peaker Services, Inc	Mechanical Equipment	CAP, O&M	107, 553	\$ 640,609
946	8080 Kensington Ct	Repair & Maintenance			
947	Brighton, MI 48116-8591	Services			
948					
949	PES Group, Inc	Engineering Services	O&M	416, 908	\$ 2,772,066
950	615 Griswold St, STE 805				
951	Detroit, MI 48226				
952					
953	PMI Energy Solutions	Overhead Construction	CAP	107	\$ 507,245
954	1890 Suncast Lane	Services			
955	Batavia, IL 60510				
956					
957	Poseidon Systems, LLC	Telecom Services	CAP	107	\$ 558,691
958	200 Canal View Blvd				
959	Rochester, NY 14623				
960					
961	Power Engineers, Inc	Architectural Services	CAP, O&M	107, 416, 588	\$ 2,270,119
962	3940 Glenbrook Dr				
963	Hailey, ID 83333				
964					
965	Power Plus Engineering, Inc	Well Drilling Services	CAP, O&M	107, 506, 513, 553, 580,	\$ 385,539
966	47119 Cartier Ct			592	
967	Wixom, MI 48393-2872				
968					
969	PricewaterhouseCoopers LLP	Financial Services	CAP, O&M	107, 923	\$ 3,021,889
970	3109 W Dr ML King Jr Blvd				
971	Tampa, FL 33607				
972					
973	Property Damage Recovery	Professional Services	O&M	583	\$ 872,968
974	464 Wedington Ct				
975	Rochester, MI 48307				
976					
977	Pros Services, Inc	Electrical Equipment Service	CAP, O&M	107, 512, 514, 529, 531,	\$ 5,688,107
978	PO Box 610548			553, 582, 588, 593, 594,	
979	Port Huron, MI 48061-0548			921	
980					
981	Pullman SST, Inc	Well Drilling Service	CAP, O&M	107, 511	\$ 449,144
982	10150 Old Columbia Rd				
983	Columbia, MD 21046				

Name of Respondent		This Report Is:	Date of Report	Year of Report	
DTE Electric Company		(1) <input checked="" type="checkbox"/> An Original (2) <input type="checkbox"/> A Resubmission	(Mo, Da, Yr)	2018/Q4	
CHARGES FOR OUTSIDE PROFESSIONAL AND OTHER CONSULTATIVE SERVICES (Continued)					
Line No.	Name / Address	Service	Basis of Charges	Acct #	Amount
984	RJ Stacey, Ltd	Boiler Maintenance & Repair Services	CAP, O&M	107, 511, 512, 513, 514, 592	\$ 768,454
985	788 Pinnery Blvd				
986	Lake Orion, MI 48362				
987					
988	Rand Environmental Services, Inc	Environmental Studies	CAP, O&M	107, 416, 501, 506, 511, 512, 513, 514, 553, 582, 588, 591, 592, 935	\$ 9,058,633
989	35555 Genron Ct				
990	Romulus, MI 48174				
991					
992	Rauhorn Electric, Inc	Overhead Construction Services	CAP, O&M	107, 593	\$ 1,482,668
993	17171 23 Mile Rd				
994	Macomb, MI 48042				
995					
996	Raymond Excavating Co	Excavation Services	CAP, O&M	107, 506, 511, 512, 553	\$ 489,124
997	800 Gratiot Blvd				
998	Marysville, MI 48040-1127				
999					
1000	Raytheon Professional Services	Training Services	CAP, O&M	107, 506, 514, 524, 580, 588, 903, 923	\$ 4,298,652
1001	1919 Technology Dr				
1002	Troy, MI 48083-4245				
1003					
1004	RCB Industries, Inc	Telecom Services	CAP, O&M	107, 416, 506, 511, 513, 514, 524, 532, 556, 580, 588, 903, 920, 921	\$ 1,641,928
1005	1030 North Crooks Rd, STE G				
1006	Clawson, MI 48017-1020				
1007					
1008	RE:Group, Inc	Administrative & Office Services	CAP, O&M	107, 506, 553, 556, 580, 593, 903, 907, 908, 920, 928, 930.1	\$ 6,765,609
1009	213 W Liberty, STE 100				
1010	Ann Arbor, MI 48104				
1011					
1012					
1013	Relo Direct, Inc	Freight, Delivery & Transportation Services	CAP, O&M	107, 506, 524, 580, 583, 920, 921	\$ 859,852
1014	161 N Clark St, STE 1250				
1015	Chicago, IL 60601				
1016					
1017	Ricoh Americas Corporation	IT & Telecom Services	CAP, O&M	107, 500, 506, 512, 514, 520, 524, 580, 588, 903, 910, 921, 923	\$ 1,415,076
1018	70 Valley Stream Parkway				
1019	Malvern, PA 19355				
1020					
1021	Rightpoint Consulting, LLC	Valve Maintenance & Repair Services	CAP, O&M	107, 506, 923	\$ 531,581
1022	29 N Wacker Dr, 4th FLR				
1023	Chicago, IL 60606				
1024					
1025	RKA Petroleum Companies, Inc	Storage Tank Services	CAP, O&M	107, 501, 506, 901, 921	\$ 6,586,294
1026	28340 Wick Rd				
1027	Romulus, MI 48174				
1028					
1029	Rockwell Automation	Engineering Services	CAP	107	\$ 2,369,637
1030	1201 South 2nd St				
1031	Milwaukee, WI 53204				
1032					
1033					

Name of Respondent DTE Electric Company	This Report Is: (1) <input checked="" type="checkbox"/> An Original (2) <input type="checkbox"/> A Resubmission	Date of Report (Mo, Da, Yr)	Year of Report 2018/Q4
--	---	--------------------------------	---------------------------

CHARGES FOR OUTSIDE PROFESSIONAL AND OTHER CONSULTATIVE SERVICES (Continued)

Line No.	Name / Address	Service	Basis of Charges	Acct #	Amount
1034	Roncelli, Inc	Construction Services	CAP	107	\$ 2,802,853
1035	6471 Metro Parkway				
1036	Sterling Heights, MI 48311				
1037					
1038	Rooney Contracting Co, Inc	Construction Services	CAP, O&M	107, 553	\$ 350,992
1039	525 E Soper Rd				
1040	Bad Axe, MI 48413				
1041					
1042	Roy Smith Co	Asbestos Removal	CAP, O&M	107, 506, 511, 512, 514,	\$ 281,108
1043	14650 Dequindre St	Refractory Services		553	
1044	Detroit, MI 48212				
1045					
1046	Rudolph Libbe of Michigan, LLC	Construction Services	CAP, O&M	107, 588	\$ 858,198
1047	47461 Clipper St				
1048	Plymouth, MI 48170				
1049					
1050	Sargent & Lundy, LLC	Architectural Services	CAP, O&M	107, 500, 517, 524, 530,	\$ 1,781,571
1051	55 E Monroe St			531	
1052	Chicago, IL 60603-5713				
1053					
1054	Sargent Electric Co	Overhead Construction	O&M	593	\$ 275,418
1055	26767 Liberty Ave	Services			
1056	Pittsburgh, PA 15222-4703				
1057					
1058	Schena Roofing & Sheet Metal Co	General Building /	CAP, O&M	107, 591, 935	\$ 308,060
1059	28299 Kehrig Dr	Facility Services			
1060	Chesterfield, MI 48047				
1061					
1062	Secure Door, LLC	Building Maintenance &	CAP, O&M	107, 506, 511, 512, 513,	\$ 1,543,027
1063	75 Lafayette, STE 200	Repair Services		514, 935	
1064	Mt Clemens, MI 48043				
1065					
1066	Securitas Security Services USA	Security Services	CAP, O&M	107, 588, 593	\$ 251,212
1067	9 Campus Dr				
1068	Parsippany, NJ 07054				
1069					
1070	Seel, LLC	Administrative & Office	O&M	905, 908	\$ 26,166,734
1071	7140 W Fort St	Services			
1072	Detroit, MI 48209				
1073					
1074	Service Electric Co	Overhead Construction	CAP	107	\$ 2,620,792
1075	1631 East 25th St	Services			
1076	Chattanooga, TN 37404				
1077					
1078	Shambaugh & Sons LP	Fire Protection Services	CAP, O&M	107, 512, 514, 553, 935	\$ 954,974
1079	PO Box 1287				
1080	Fort Wayne, IN 46801				
1081					
1082					
1083					

Name of Respondent DTE Electric Company	This Report Is: (1) <input checked="" type="checkbox"/> An Original (2) <input type="checkbox"/> A Resubmission	Date of Report (Mo, Da, Yr)	Year of Report 2018/Q4
--	---	--------------------------------	---------------------------

CHARGES FOR OUTSIDE PROFESSIONAL AND OTHER CONSULTATIVE SERVICES (Continued)

Line No.	Name / Address	Service	Basis of Charges	Acct #	Amount
1084	Shaw Systems & Integration	Construction Services	CAP	107	\$ 1,164,908
1085	22100 Telegraph Rd				
1086	Southfield, MI 48033				
1087					
1088	Sidock Group, Inc	Architectural Services	CAP, O&M	107, 513, 514	\$ 288,487
1089	45650 Grand River Ave				
1090	Novi, MI 48374				
1091					
1092	Siemens Energy, Inc	Steam Turbine	CAP, O&M	107, 513, 553	\$ 16,632,371
1093	7000 Siemens Rd	Maintenance Services			
1094	Wendell, NC 27591				
1095					
1096	Siemens Industry, Inc	Professional Services	CAP, O&M	107, 549, 580, 592, 923	\$ 357,961
1097	1000 Deerfield Pkwy				
1098	Buffalo Grove, IL 60089-4513				
1099					
1100	Soil and Materials Engineers, Inc	Electrical Equipment	CAP	107	\$ 372,707
1101	4219 Woodward Ave, STE 204	Services			
1102	Detroit, MI 48201-1817				
1103					
1104	South Lyon Fence Co, Inc	Fencing Services	CAP, O&M	107, 553, 591, 592, 935	\$ 319,347
1105	53583 Grand River Ave				
1106	New Hudson, MI 48165-8522				
1107					
1108	SSOE, Inc	Architectural Services	CAP	107	\$ 557,083
1109	1001 Madison Ave				
1110	Toledo, OH 43624-1585				
1111					
1112	State Line Construction	Overhead Construction	CAP	107	\$ 987,966
1113	440 Burroughs, STE 302	Services			
1114	Detroit, MI 48202				
1115					
1116	Storm Services Engineering, LLC	Overhead Construction	CAP, O&M	107, 593	\$ 564,477
1117	234 Office Plaza Dr	Services			
1118	Tallahassee, FL 32301				
1119					
1120	Strategic Staffing Solutions, LLC	Personnel Services	CAP, O&M	107, 416, 506, 524, 529,	\$ 26,182,208
1121	645 Griswold Street, STE 2900			528, 530, 580, 588, 593,	
1122	Detroit, MI 48226			903, 908, 909, 910, 920	
1123					
1124	Strategic Talent Solutions	Testing & Analysis Services	O&M	588	\$ 432,979
1125	135 S LaSalle, STE 3450				
1126	Chicago, IL 60603				
1127					
1128	Structural Integrity Associates	Architectural Services	CAP, O&M	107, 512, 524, 528, 532	\$ 773,855
1129	5215 Hellyer Ave, STE 210	Surveying Services			
1130	San Jose, CA 95138-1025				
1131					
1132					
1133					

Name of Respondent	This Report Is:	Date of Report	Year of Report
DTE Electric Company	(1) <input checked="" type="checkbox"/> An Original (2) <input type="checkbox"/> A Resubmission	(Mo, Da, Yr)	2018/Q4

Line No.	Name / Address	Service	Basis of Charges	Acct #	Amount
1134	Suburban Sewer & Septic Tank	Plumbing Services	CAP, O&M	107, 506, 512, 514, 517,	\$ 258,619
1135	441 Carleton Rockwood Rd			520, 524, 529, 580	
1136	Carleton, MI 48117-9205				
1137					
1138	Telogis, Inc	Valve Maint & Repair Services	CAP, O&M	107, 903, 923	\$ 970,591
1139	20 Enterprise Dr, STE 100				
1140	Aliso Viejo, CA 92653				
1141					
1142	Tenable Security, Inc	Security Services	CAP, O&M	107, 903, 923	\$ 606,499
1143	2423 Payne Ave				
1144	Cleveland, OH 44114				
1145					
1146	Tetra Tech of Michigan, PC	Engineering Services	CAP, O&M	107, 506, 524, 529,	\$ 2,019,624
1147	65 Cadillac Square, STE 3400			588, 935	
1148	Detroit, MI 48226				
1149					
1150	The Brattle Group, Inc	Telecom Services	CAP, O&M	107, 923	\$ 404,917
1151	1 Beacon St, STE 2600				
1152	Boston, MA 02108				
1153					
1154	The Hydaker Wheatlake Co	Overhead Construction Services	CAP, O&M	107, 416, 593	\$ 16,724,095
1155	420 Roth St				
1156	Reed City, MI 49677				
1157					
1158	The McGraw Hill Companies	Publication Services	CAP, O&M	107, 921, 923	\$ 325,313
1159	2 Penn Plaza, 25th Floor				
1160	New York, NY 10121				
1161					
1162	The Robert Henry Corp	Outdoor Lighting & Maintenance Services	O&M	593	\$ 837,389
1163	404 S Frances St				
1164	South Bend, IN 46617				
1165					
1166	Three Phase Line Construction	Overhead Construction Services	O&M	593	\$ 410,039
1167	127 Parrott Ave				
1168	Ports Mouth, NH 03801				
1169					
1170	Thunder Bay Tree Service	Line Clearance Services	O&M	593	\$ 280,540
1171	1172 Halley Rd				
1172	Alpena, MI 49707-8109				
1173					
1174	Traffic Management, Inc	Architectural Services	CAP, O&M	107, 416, 580, 588,	\$ 2,922,078
1175	2435 Lemon Ave			592, 593, 594, 923	
1176	Signal Hill, CA 90755				
1177					
1178	Trane US, Inc	HVAC Heating & Air Conditioning Services	CAP, O&M	107, 506, 511, 512, 530,	\$ 303,850
1179	3600 Pammel Creek Rd			935	
1180	La Crosse, WI 54601				
1181					
1182					
1183					

Name of Respondent	This Report Is:	Date of Report	Year of Report
DTE Electric Company	(1) <input checked="" type="checkbox"/> An Original (2) <input type="checkbox"/> A Resubmission	(Mo, Da, Yr)	2018/Q4

CHARGES FOR OUTSIDE PROFESSIONAL AND OTHER CONSULTATIVE SERVICES (Continued)

Line No.	Name / Address	Service	Basis of Charges	Acct #	Amount
1184	TRC Environmental Corp	Environmental Services	CAP, O&M	107, 506, 512, 514, 580	\$ 1,053,939
1185	21 Griffin Rd North				
1186	Windsor, CT 06095				
1187					
1188	Triangle Electric Co	Substation Services	CAP, O&M	107, 506, 511, 512, 513,	\$ 1,036,716
1189	29787 Stephenson Hwy			935	
1190	Madison Heights, MI 48071-2334				
1191					
1192	Tripwire, Inc	Testing & Analysis Services	CAP, O&M	107, 580, 923	\$ 595,020
1193	101 SW Main St, STE 1500				
1194	Portland, OR 97204				
1195					
1196	Truckway Service Inc of Michigan	Hazardous Waste Services	O&M	501, 506, 511, 512, 514	\$ 382,464
1197	5850 Pardee				
1198	Taylor, MI 48180				
1199					
1200	Turrin Corporation	Electrical Equipment Maintenance & Repair Services	CAP, O&M	107, 506, 511, 512, 513,	\$ 4,704,281
1201	6417 Center Dr			514, 586, 935	
1202	Sterling Heights, MI 48312				
1203					
1204	Underwater Engineering Services	Engineering Services	O&M	530	\$ 496,061
1205					
1206	3306 Enterprise Rd				
1207	Fort Pierce, FL 34982				
1208					
1209	United Rentals North America, Inc	Electrical Equipment Maintenance & Repair Services	CAP, O&M	107, 580	\$ 557,817
1210	100 First Stamford Pl, STE 700				
1211	Stamford, CT 06092				
1212					
1213	Urenco, Inc	OH Crane-Hoist-Elevator Services	CAP	107	\$ 27,732,227
1214	2600 Virginia Ave NW				
1215	Washington, DC 20037				
1216					
1217	URS Michigan, LLC	General Maintenance & Repair Services	CAP, O&M	107, 506	\$ 470,006
1218	27777 Franklin Rd, STE 2000				
1219	Southfield, MI 48034				
1220					
1221	US Bank National Association	Electrical Construction Services	CAP, O&M	107, 566	\$ 22,956,676
1222	60 Livingston Ave				
1223	St Paul, MN 55107				
1224					
1225	US Ecology Michigan, Inc	Environmental Study Services	CAP, O&M	107, 506, 512, 513, 514,	\$ 494,672
1226	6520 Georgia St			553, 588	
1227	Detroit, MI 48211-1662				
1228					
1229	US Security Associates, Inc	Security Services	CAP, O&M	107, 500, 501, 511,	\$ 3,455,792
1230	200 Mansell Court, STE 500			512, 514, 580, 588,	
1231	Roswell, GA 30076			593, 903, 908, 923, 935	
1232					
1233					

Name of Respondent DTE Electric Company	This Report Is: (1) <input checked="" type="checkbox"/> An Original (2) <input type="checkbox"/> A Resubmission	Date of Report (Mo, Da, Yr)	Year of Report 2018/Q4
--	---	--------------------------------	---------------------------

CHARGES FOR OUTSIDE PROFESSIONAL AND OTHER CONSULTATIVE SERVICES (Continued)

Line No.	Name / Address	Service	Basis of Charges	Acct #	Amount
1234	USIC Locating Services, Inc	Underground Utility Services	O&M	580	\$ 2,420,561
1235	PO Box 713359				
1236	Cincinnati, OH 45271-3359				
1237					
1238	Utility Resource Group, LLC	Surveying, Underground Utility & Meter Reading Services	CAP, O&M	107, 553, 580, 586, 902	\$ 3,391,866
1239	6808 19 1/2 Mile Rd				
1240	Sterling Heights, MI 48314				
1241					
1242	Valve Reconditioning Service Co	Valve Maintenance & Repair Services	CAP, O&M	107, 500, 512, 513, 514	\$ 718,406
1243	17180 Francis St				
1244	Melvindale, MI 48122-2316				
1245					
1246	VectorForm	Marketing Services	CAP, O&M	107, 908, 923	\$ 625,013
1247	3905 Rochester Rd				
1248	Royal Oak, MI 48073				
1249					
1250	Vesco Oil Corporation	Vehicle Maintenance & Repair Services	CAP, O&M	107, 512, 923	\$ 301,947
1251	16055 West 12 Mile Rd				
1252	Southfield, MI 48076				
1253					
1254	Wade Trim Associates	Surveying & Engineering Services	CAP	107	\$ 697,210
1255	500 Griswold Ave, STE 2500				
1256	Detroit, MI 48226				
1257					
1258	Walker Miller Energy Services	Marketing Services	CAP, O&M	107, 905, 908	\$ 10,940,128
1259	2990 W Grand Blvd West				
1260	Detroit, MI 48202				
1261					
1262	Waste Mgmt of Michigan, Inc	Waste Removal Services	CAP, O&M	107, 506, 511, 512, 514, 529, 548, 553, 580, 582, 593, 935	\$ 674,615
1263	48797 Alpha Dr, STE 100				
1264	Wixom, MI 48393				
1265					
1266	Weir Valves and Controls USA, Inc	Surveying Services	O&M	524, 530	\$ 1,021,482
1267	29 Old Right Rd				
1268	Ipswich, MA 01938				
1269					
1270	Wright Tree Service, Inc	Line Clearance Services	CAP, O&M	107, 416, 593	\$ 43,512,665
1271	5930 Grand Ave				
1272	West Des Moines, IA 50266				
1273					
1274	Xtreme Powerline Construction	Overhead Construction Services	CAP, O&M	107, 416, 593	\$ 26,877,344
1275	922 7th St				
1276	Port Huron, MI 48060				
1277					
1278					
1279					
1280					
1281					
1282					
1283					

Name of Respondent DTE Electric Company	This Report Is: (1) <input checked="" type="checkbox"/> An Original (2) <input type="checkbox"/> A Resubmission	Date of Report (Mo, Da, Yr)	Year of Report 2018/Q4
--	---	--------------------------------	---------------------------

SUMMARY OF COSTS BILLED TO ASSOCIATED COMPANIES

1. In column (a) report the name of the associated company.
2. In column (b) describe the affiliation (percentage ownership, etc.).
3. In column (c) describe the nature of the goods and services provided (administrative and general expenses, dividends declared, etc.).
4. In columns (d) and (e) report the amount classified to operating income and the account(s) in which reported.

Line No.	Company (a)	Affiliation (b)	Description: Nature of Goods and Services (c)	Account Number (d)	Amount Classified to Operating Income (e)
1	DTE Energy Company	Holding Company	Interdepartmental Rents	455	52,366
2					
3	DTE Biomass Energy, Inc.	Affiliate	Taxes Other Than Income	408.1	2,065
4			Interdepartmental Rents	455	325,831
5			Administrative & General	920-926	27,294
6					
7	DTE Coke Holdings, LLC	Affiliate	Merch/Job Revenue		
8			Fuel	501	11,436
9					
10	DTE Energy Trading, Inc.	Affiliate	Interdepartmental Rents	455	1,000,768
11			Operations & Maintenance	500, 502-596	13,235
12					
13	DTE Energy Services, Inc.	Affiliate	Taxes Other Than Income	408.1	1,459
14			Interdepartmental Rents	455	3,275,769
15			Fuel	501	120,000
16			Operations & Maintenance	500, 502-596	10,948
17			Administrative & General	920-926	71,515
18					
19	DTE PCI Enterprises Co	Affiliate	Merch/Job Revenue		
20			Merch/Job Expense		
21			Fuel	501	7,127
22					
23	EES Coke Battery, LLC	Affiliate	Merch/Job Revenue		
24					
25	DTE ES Operations, LLC	Affiliate	Taxes Other Than Income	408.1	9,486
26			Administrative & General	920-926	186,874
27					
28	Midwest Energy Resources Co.	Subsidiary	Fuel Inventory		
29			Taxes Other Than Income	408.1	10,837
30			Administrative & General	920-926	207,127
TOTAL					71,653,399

Name of Respondent DTE Electric Company	This Report Is: (1) <input checked="" type="checkbox"/> An Original (2) <input type="checkbox"/> A Resubmission	Date of Report (Mo, Da, Yr)	Year of Report 2018/Q4
--	---	--------------------------------	---------------------------

SUMMARY OF COSTS BILLED TO ASSOCIATED COMPANIES (Continued)

5. In columns (f) and (g) report the amount classified to non-operating income and the account(s) in which reported.

6. In columns (h) and (i) report the amount classified to the balance sheet and the account(s) in which reported.

7. In column (j) report the total.

8. In column (k) indicate the pricing method (cost, per contract terms, etc.)

Account Number (f)	Amount Classified to Non-Operating Income (g)	Account Number (h)	Amount Classified to Balance Sheet (i)	Total (j)	Pricing Method (k)	Line No.
415	890,656			52,366	Cost	1
				2,065	Cost	2
				325,831	Cost	3
				27,294	Cost	4
						5
						6
				890,656	Cost	7
				11,436	Contract	8
						9
				1,000,768	Cost	10
				13,235	Cost	11
						12
				1,459	Cost	13
				3,275,769	Cost	14
				120,000	Contract	15
				10,948	Cost	16
				71,515	Cost	17
						18
415	3,253,708			3,253,708	Cost	19
416	2,564,817			2,564,817	Cost	20
				7,127	Cost	21
						22
415	90,176			90,176	Cost	23
						24
				9,486	Cost	25
				186,874	Cost	26
						27
		151	1,791,687	1,791,687	Cost	28
				10,837	Cost	29
				207,127	Cost	30
	557,016,664		1,919,581	630,589,644		

Name of Respondent DTE Electric Company	This Report Is: (1) <input checked="" type="checkbox"/> An Original (2) <input type="checkbox"/> A Resubmission	Date of Report (Mo, Da, Yr)	Year of Report 2018/Q4
--	---	--------------------------------	---------------------------

SUMMARY OF COSTS BILLED TO ASSOCIATED COMPANIES (Continued)

1. In column (a) report the name of the associated company.
2. In column (b) describe the affiliation (percentage ownership, etc.).
3. In column (c) describe the nature of the goods and services provided (administrative and general expenses, dividends declared, etc.).
4. In columns (d) and (e) report the amount classified to operating income and the account(s) in which reported.

Line No.	Company (a)	Affiliation (b)	Description: Nature of Goods and Services (c)	Account Number (d)	Amount Classified to Operating Income (e)
1	Belle River Fuels Co., LLC	Affiliate	Merch/Job Expense		
2					
3	St Clair Fuels Co., LLC	Affiliate	Fuel	501	9,641,109
4			Operations & Maintenance	500, 502-596	301,619
5					
6	DTE Gas Company	Affiliate	Capital		
7			Taxes Other Than Income	408.1	70,916
8			Interdepartmental Rents	455	34,896,692
9			Fuel	501	23,918
10			Operations & Maintenance	500, 502-596	42,194
11			Administrative & General	920-926	3,227,406
12					
13					
14	Citizens Gas Fuel Co.	Affiliate	Interdepartmental Rents	455	116,368
15					
16	DTE Pipeline Company	Affiliate	Taxes Other Than Income	408.1	925
17			Interdepartmental Rents	455	3,467,776
18			Operations & Maintenance	500, 502-596	7,820
19			Administrative & General	920-926	48,491
20					
21	DTE Gas Storage Company	Affiliate	Interdepartmental Rents	455	337,468
22					
23	Monroe Fuels Company, LLC	Affiliate	Merch/Job Expense		
24			Fuel	501	8,803,910
25					
26	DTE Nexus, LLC	Affiliate	Taxes Other Than Income	408.1	1,674
27			Administrative & General	920-926	38,279
28					
29	Huron Fuels Co LLC	Affiliate	Merch/Job Expense		
30			Fuel	501	5,266,207
TOTAL					71,653,399

Name of Respondent DTE Electric Company	This Report Is: (1) <input checked="" type="checkbox"/> An Original (2) <input type="checkbox"/> A Resubmission	Date of Report (Mo, Da, Yr)	Year of Report 2018/Q4
--	---	--------------------------------	---------------------------

SUMMARY OF COSTS BILLED TO ASSOCIATED COMPANIES (Continued)

5. In columns (f) and (g) report the amount classified to non-operating income and the account(s) in which reported.
6. In columns (h) and (i) report the amount classified to the balance sheet and the account(s) in which reported.
7. In column (j) report the total.
8. In column (k) indicate the pricing method (cost, per contract terms, etc.)

Account Number (f)	Amount Classified to Non-Operating Income (g)	Account Number (h)	Amount Classified to Balance Sheet (i)	Total (j)	Pricing Method (k)	Line No.			
416	68,010,704	107	127,894	68,010,704	Contract	1			
							2		
							9,641,109	Contract	3
							301,619	Cost	4
									5
							127,894	Cost	6
							70,916	Cost	7
							34,896,692	Cost	8
							23,918	Cost	9
							42,194	Cost	10
							3,227,406	Cost	11
								Cost	12
									13
							116,368	Cost	14
									15
							925	Cost	16
							3,467,776	Cost	17
							7,820	Cost	18
							48,491	Cost	19
									20
							337,468	Cost	21
				416	352,393,649			352,393,649	Cost
	8,803,910	Cost	24						
			25						
	1,674	Cost	26						
	38,279	Cost	27						
416	129,812,954			129,812,954	Cost	29			
					5,266,207	Cost	30		
	557,016,664		1,919,581	630,589,644					

Name of Respondent DTE Electric Company	This Report Is: (1) <input checked="" type="checkbox"/> An Original (2) <input type="checkbox"/> A Resubmission	Date of Report (Mo, Da, Yr)	Year of Report 2018/Q4
--	---	--------------------------------	---------------------------

SUMMARY OF COSTS BILLED TO ASSOCIATED COMPANIES (Continued)

1. In column (a) report the name of the associated company.
 2. In column (b) describe the affiliation (percentage ownership, etc.).
 3. In column (c) describe the nature of the goods and services provided (administrative and general expenses, dividends declared, etc.).
 4. In columns (d) and (e) report the amount classified to operating income and the account(s) in which reported.

Line No.	Company (a)	Affiliation (b)	Description: Nature of Goods and Services (c)	Account Number (d)	Amount Classified to Operating Income (e)
1	Blue Water Renewables	Affiliate	Operations & Maintenance	500, 502-596	26,490
2					
3					
4					
5					
6					
7					
8					
9					
10					
11					
12					
13					
14					
15					
16					
17					
18					
19					
20					
21					
22					
23					
24					
25					
26					
27					
28					
29					
30					

TOTAL					71,653,399
--------------	--	--	--	--	------------

Name of Respondent DTE Electric Company	This Report Is: (1) <input checked="" type="checkbox"/> An Original (2) <input type="checkbox"/> A Resubmission	Date of Report (Mo, Da, Yr)	Year of Report 2018/Q4
--	---	--------------------------------	---------------------------

SUMMARY OF COSTS BILLED TO ASSOCIATED COMPANIES (Continued)

5. In columns (f) and (g) report the amount classified to non-operating income and the account(s) in which reported.
6. In columns (h) and (i) report the amount classified to the balance sheet and the account(s) in which reported.
7. In column (j) report the total.
8. In column (k) indicate the pricing method (cost, per contract terms, etc.)

Account Number (f)	Amount Classified to Non-Operating Income (g)	Account Number (h)	Amount Classified to Balance Sheet (i)	Total (j)	Pricing Method (k)	Line No.
				26,490	Cost	1
						2
						3
						4
						5
						6
						7
						8
						9
						10
						11
						12
						13
						14
						15
						16
						17
						18
						19
						20
						21
						22
						23
						24
						25
						26
						27
						28
						29
						30
	557,016,664		1,919,581	630,589,644		

Name of Respondent DTE Electric Company	This Report Is: (1) <input checked="" type="checkbox"/> An Original (2) <input type="checkbox"/> A Resubmission	Date of Report (Mo, Da, Yr)	Year of Report 2018/Q4
--	---	--------------------------------	---------------------------

SUMMARY OF COSTS BILLED FROM ASSOCIATED COMPANIES

1. In column (a) report the name of the associated company. services provided (administrative and general expenses, dividends declared, etc.).
2. In column (b) describe the affiliation (percentage ownership, etc.).
3. In column (c) describe the nature of the goods and
4. In columns (d) and (e) report the amount classified to operating income and the account(s) in which reported.

Line No.	Company (a)	Affiliation (b)	Description: Nature of Goods and Services (c)	Account Number (d)	Amount Classified to Operating Income (e)
1	DTE Energy Company	Holding Company	Administrative & General	920-930.2	2,834,572
2					
3	DTE Energy Trading, Inc.	Affiliate	Fuel Inventory		
4					
5	DTE Energy Services, Inc	Affiliate	Merch/Job Expense		
6			Operations & Maintenance	502-596	8,025
7					
8	EES Coke Battery, LLC	Affiliate	Fuel inventory		
9					
10	Syndeco Realty Corp	Affiliate	Operations & Maintenance	502-596	13,865
11			Administrative & General	920-930.2	9,897
12					
13	Midwest Energy Resources Co.	Affiliate	Fuel inventory		
14			Fuel	501	10,051,931
15			Operations & Maintenance	502-596	159,932
16					
17	St Clair Fuels Co, LLC	Affiliate	Fuel inventory		
18			Fuel	501	9,500,000
19					
20	DTE Gas Company	Affiliate	Fuel	501	154,869
21			Rent	931	706,638
22			Operations & Maintenance	500, 502-596	2,113,230
23			Customer Service	901-916	807,308
24			Administrative & General	920-930.2	2,640,186
25					
26	Monroe Fuels Company, LLC	Affiliate	Fuel Inventory		
27					
28	Blue Water Renewables	Affiliate	Purchased Power	555	2,752,661
29					
30					
TOTAL					402,730,844

Name of Respondent DTE Electric Company	This Report Is: (1) <input checked="" type="checkbox"/> An Original (2) <input type="checkbox"/> A Resubmission	Date of Report (Mo, Da, Yr)	Year of Report 2018/Q4
--	---	--------------------------------	---------------------------

SUMMARY OF COSTS BILLED FROM ASSOCIATED COMPANIES (Continued)

5. In columns (f) and (g) report the amount classified to non-operating income and the account(s) in which reported.

6. In columns (h) and (i) report the amount classified to the balance sheet and the account(s) in which reported.

7. In column (j) report the total.

8. In column (k) indicate the pricing method (cost, per contract terms, etc.)

Account Number (f)	Amount Classified to Non-Operating Income (g)	Account Number (h)	Amount Classified to Balance Sheet (i)	Total (j)	Pricing Method (k)	Line No.
416	701,284	151	641,608	2,834,572	Contract	1
				641,608	Contract	2
				641,608	Contract	3
				701,284	Contract	4
				8,025	Contract	5
					Contract	6
					Contract	7
				3,611,562	Contract	8
					Contract	9
					Contract	10
					Contract	11
					Contract	12
				3,471,839	Contract	13
					Contract	14
					Contract	15
					Contract	16
				102,103,359	Contract	17
					Contract	18
					Contract	19
					Contract	20
					Contract	21
					Contract	22
					Contract	23
					Contract	24
					Contract	25
				375,988,626	Contract	26
					Contract	27
					Contract	28
					Contract	29
					Contract	30
	12,805,916		774,109,420	1,189,646,180		

Name of Respondent DTE Electric Company	This Report Is: (1) <input checked="" type="checkbox"/> An Original (2) <input type="checkbox"/> A Resubmission	Date of Report (Mo, Da, Yr)	Year of Report 2018/Q4
--	---	--------------------------------	---------------------------

SUMMARY OF COSTS BILLED FROM ASSOCIATED COMPANIES (Continued)

1. In column (a) report the name of the associated company.
 2. In column (b) describe the affiliation (percentage ownership, etc.).
 3. In column (c) describe the nature of the goods and services provided (administrative and general expenses, dividends declared, etc.).
 4. In columns (d) and (e) report the amount classified to operating income and the account(s) in which reported.

Line No.	Company (a)	Affiliation (b)	Description: Nature of Goods and Services (c)	Account Number (d)	Amount Classified to Operating Income (e)
1	DTE Energy Corporate Services, LLC	Affiliate	Capital		
2			Other Income & Deductions		
3			Taxes Other Than Income	408.1	10,129,804
4			Operations & Maintenance	500, 502-596	40,208,593
5			Maintenance Gen Plant	935	5,340,652
6			Administrative & General	920-930	223,552,910
7			Customer Service	901-916	81,301,908
8			Fuel	501	3,294,017
9			Rents	931	1,949,846
10					
11	Huron Fuels Co, LLC	Affiliate	Fuel Inventory		
12			Fuel	501	5,200,000
13					
14					
15					
16					
17					
18					
19					
20					
21					
22					
23					
24					
25					
26					
27					
28					
29					
30					
TOTAL					402,730,844

Name of Respondent DTE Electric Company	This Report Is: (1) <input checked="" type="checkbox"/> An Original (2) <input type="checkbox"/> A Resubmission	Date of Report (Mo, Da, Yr)	Year of Report 2018/Q4
--	---	--------------------------------	---------------------------

SUMMARY OF COSTS BILLED FROM ASSOCIATED COMPANIES (Continued)

5. In columns (f) and (g) report the amount classified to non-operating income and the account(s) in which reported.

7. In column (j) report the total.

8. In column (k) indicate the pricing method (cost, per contract terms, etc.)

6. In columns (h) and (i) report the amount classified to the balance sheet and the account(s) in which reported.

Account Number (f)	Amount Classified to Non-Operating Income (g)	Account Number (h)	Amount Classified to Balance Sheet (i)	Total (j)	Pricing Method (k)	Line No.	
416, 426	12,104,632	107	133,351,843	133,351,843	Contract	1	
				12,104,632	Contract	2	
				10,129,804	Contract	3	
				40,208,593	Contract	4	
				5,340,652	Contract	5	
				223,552,910	Contract	6	
				81,301,908	Contract	7	
				3,294,017	Contract	8	
				1,949,846	Contract	9	
		151	154,940,583	154,940,583	154,940,583	Contract	11
					5,200,000	Contract	12
							13
						14	
						15	
						16	
						17	
						18	
						19	
						20	
						21	
						22	
						23	
						24	
						25	
						26	
						27	
						28	
						29	
						30	
	12,805,916		774,109,420	1,189,646,180			

Name of Respondent DTE Electric Company		This Report Is: (1) <input checked="" type="checkbox"/> An Original (2) <input type="checkbox"/> A Resubmission		Date of Report (Mo, Da, Yr) / /	Year/Period of Report End of <u>2018/Q4</u>
ELECTRIC ENERGY ACCOUNT					
Report below the information called for concerning the disposition of electric energy generated, purchased, exchanged and wheeled during the year.					
Line No.	Item (a)	MegaWatt Hours (b)	Line No.	Item (a)	MegaWatt Hours (b)
1	SOURCES OF ENERGY		21	DISPOSITION OF ENERGY	
2	Generation (Excluding Station Use):		22	Sales to Ultimate Consumers (Including Interdepartmental Sales)	43,789,344
3	Steam	30,439,708	23	Requirements Sales for Resale (See instruction 4, page 311.)	
4	Nuclear	7,402,550	24	Non-Requirements Sales for Resale (See instruction 4, page 311.)	2,803,802
5	Hydro-Conventional		25	Energy Furnished Without Charge	
6	Hydro-Pumped Storage		26	Energy Used by the Company (Electric Dept Only, Excluding Station Use)	64,635
7	Other	1,567,515	27	Total Energy Losses	1,982,548
8	Less Energy for Pumping		28	TOTAL (Enter Total of Lines 22 Through 27) (MUST EQUAL LINE 20)	48,640,329
9	Net Generation (Enter Total of lines 3 through 8)	39,409,773			
10	Purchases	9,230,556			
11	Power Exchanges:				
12	Received				
13	Delivered				
14	Net Exchanges (Line 12 minus line 13)				
15	Transmission For Other (Wheeling)				
16	Received				
17	Delivered				
18	Net Transmission for Other (Line 16 minus line 17)				
19	Transmission By Others Losses				
20	TOTAL (Enter Total of lines 9, 10, 14, 18 and 19)	48,640,329			

Name of Respondent DTE Electric Company	This Report Is: (1) <input checked="" type="checkbox"/> An Original (2) <input type="checkbox"/> A Resubmission	Date of Report (Mo, Da, Yr) / /	Year/Period of Report End of <u>2018/Q4</u>
--	---	---------------------------------------	--

MONTHLY PEAKS AND OUTPUT

1. Report the monthly peak load and energy output. If the respondent has two or more power which are not physically integrated, furnish the required information for each non- integrated system.
2. Report in column (b) by month the system's output in Megawatt hours for each month.
3. Report in column (c) by month the non-requirements sales for resale. Include in the monthly amounts any energy losses associated with the sales.
4. Report in column (d) by month the system's monthly maximum megawatt load (60 minute integration) associated with the system.
5. Report in column (e) and (f) the specified information for each monthly peak load reported in column (d).

NAME OF SYSTEM: DTE Electric Company

Line No.	Month (a)	Total Monthly Energy (b)	Monthly Non-Requirements Sales for Resale & Associated Losses (c)	MONTHLY PEAK		
				Megawatts (See Instr. 4) (d)	Day of Month (e)	Hour (f)
29	January	4,433,861	561,868	7,358	4	1900
30	February	3,662,563	209,132	6,956	5	1900
31	March	3,948,758	311,055	6,609	8	2000
32	April	3,564,914	411,582	6,322	4	1100
33	May	3,825,488	179,975	10,361	29	1600
34	June	4,312,991	219,899	11,287	18	1600
35	July	4,924,399	264,439	11,317	5	1600
36	August	4,891,518	203,340	10,971	28	1700
37	September	4,008,532	162,043	11,418	5	1600
38	October	3,584,998	96,421	8,277	9	1600
39	November	3,672,473	120,212	6,954	28	1800
40	December	3,809,834	63,836	6,995	10	1900
41	TOTAL	48,640,329	2,803,802			

Name of Respondent DTE Electric Company	This Report Is: (1) <input checked="" type="checkbox"/> An Original (2) <input type="checkbox"/> A Resubmission	Date of Report (Mo, Da, Yr) / /	Year/Period of Report End of <u>2018/Q4</u>
--	---	---------------------------------------	--

STEAM-ELECTRIC GENERATING PLANT STATISTICS (Large Plants)

1. Report data for plant in Service only. 2. Large plants are steam plants with installed capacity (name plate rating) of 25,000 Kw or more. Report in this page gas-turbine and internal combustion plants of 10,000 Kw or more, and nuclear plants. 3. Indicate by a footnote any plant leased or operated as a joint facility. 4. If net peak demand for 60 minutes is not available, give data which is available, specifying period. 5. If any employees attend more than one plant, report on line 11 the approximate average number of employees assignable to each plant. 6. If gas is used and purchased on a therm basis report the Btu content of the gas and the quantity of fuel burned converted to Mct. 7. Quantities of fuel burned (Line 38) and average cost per unit of fuel burned (Line 41) must be consistent with charges to expense accounts 501 and 547 (Line 42) as show on Line 20. 8. If more than one fuel is burned in a plant furnish only the composite heat rate for all fuels burned.

Line No.	Item (a)	Plant Name: <i>Belle River (Total)</i> (b)	Plant Name: <i>Belle River DTE -81%</i> (c)				
1	Kind of Plant (Internal Comb, Gas Turb, Nuclear)	Steam	Steam				
2	Type of Constr (Conventional, Outdoor, Boiler, etc)	Conventional	Conventional				
3	Year Originally Constructed	1984	1984				
4	Year Last Unit was Installed	1985	1985				
5	Total Installed Cap (Max Gen Name Plate Ratings-MW)	1395.00	1135.39				
6	Net Peak Demand on Plant - MW (60 minutes)	1252	1020				
7	Plant Hours Connected to Load	8684	8447				
8	Net Continuous Plant Capability (Megawatts)	1270	1034				
9	When Not Limited by Condenser Water	1270	1034				
10	When Limited by Condenser Water	1270	1034				
11	Average Number of Employees	168	168				
12	Net Generation, Exclusive of Plant Use - KWh	7593860000	6182920812				
13	Cost of Plant: Land and Land Rights	0	1752040				
14	Structures and Improvements	0	375372594				
15	Equipment Costs	0	1432557546				
16	Asset Retirement Costs	0	2590152				
17	Total Cost	0	1812272332				
18	Cost per KW of Installed Capacity (line 17/5) Including	0.0000	1596.1672				
19	Production Expenses: Oper, Supv, & Engr	2193426	2193426				
20	Fuel	160734434	129970925				
21	Coolants and Water (Nuclear Plants Only)	0	0				
22	Steam Expenses	2185145	2185145				
23	Steam From Other Sources	0	0				
24	Steam Transferred (Cr)	0	0				
25	Electric Expenses	1459617	1459617				
26	Misc Steam (or Nuclear) Power Expenses	7079449	3409327				
27	Rents	0	0				
28	Allowances	0	0				
29	Maintenance Supervision and Engineering	0	0				
30	Maintenance of Structures	2654326	2654326				
31	Maintenance of Boiler (or reactor) Plant	10845698	6706253				
32	Maintenance of Electric Plant	2064738	2064738				
33	Maintenance of Misc Steam (or Nuclear) Plant	2800683	2800683				
34	Total Production Expenses	192017516	153444440				
35	Expenses per Net KWh	0.0253	0.0248				
36	Fuel: Kind (Coal, Gas, Oil, or Nuclear)	Coal	Oil	All	Coal	Oil	All
37	Unit (Coal-tons/Oil-barrel/Gas-mcf/Nuclear-indicate)	Tons	Barrel		Tons	Barrel	
38	Quantity (Units) of Fuel Burned	4297921	23963	0	3498078	19503	0
39	Avg Heat Cont - Fuel Burned (btu/indicate if nuclear)	9176	138234	0	9179	138270	0
40	Avg Cost of Fuel/unit, as Delvd f.o.b. during year	38.382	90.405	0.000	38.195	91.161	0.000
41	Average Cost of Fuel per Unit Burned	36.872	81.826	0.000	36.635	80.800	0.000
42	Average Cost of Fuel Burned per Million BTU	2.009	14.094	0.000	1.996	13.916	0.000
43	Average Cost of Fuel Burned per KWh Net Gen	0.000	0.000	0.021	0.000	0.000	0.021
44	Average BTU per KWh Net Generation	0.000	0.000	10405.319	0.000	0.000	10414.995

Name of Respondent DTE Electric Company	This Report Is:		Date of Report (Mo, Da, Yr) / /	Year/Period of Report End of 2018/Q4
	(1) <input checked="" type="checkbox"/> An Original	(2) <input type="checkbox"/> A Resubmission		

STEAM-ELECTRIC GENERATING PLANT STATISTICS (Large Plants)(Continued)

9. Items under Cost of Plant are based on U. S. of A. Accounts. Production expenses do not include Purchased Power, System Control and Load Dispatching, and Other Expenses Classified as Other Power Supply Expenses. 10. For IC and GT plants, report Operating Expenses, Account Nos. 547 and 549 on Line 25 "Electric Expenses," and Maintenance Account Nos. 553 and 554 on Line 32, "Maintenance of Electric Plant." Indicate plants designed for peak load service. Designate automatically operated plants. 11. For a plant equipped with combinations of fossil fuel steam, nuclear steam, hydro, internal combustion or gas-turbine equipment, report each as a separate plant. However, if a gas-turbine unit functions in a combined cycle operation with a conventional steam unit, include the gas-turbine with the steam plant. 12. If a nuclear power generating plant, briefly explain by footnote (a) accounting method for cost of power generated including any excess costs attributed to research and development; (b) types of cost units used for the various components of fuel cost; and (c) any other informative data concerning plant type fuel used, fuel enrichment type and quantity for the report period and other physical and operating characteristics of plant.

Plant Name: <i>Fermi 2</i> (d)	Plant Name: <i>Monroe</i> (e)	Plant Name: <i>Greenwood EC</i> (f)	Line No.						
Nuclear	Steam	Steam	1						
Conventional	Conventional	Conventional	2						
1988	1971	1979	3						
1988	1974	1979	4						
1217.00	3279.60	815.40	5						
1166	3018	784	6						
6776	8760	2058	7						
1161	3086	785	8						
1161	3086	785	9						
1141	3066	785	10						
915	393	48	11						
7411942000	16457631000	624802000	12						
0	3958006	2195131	13						
249751994	528223105	81009557	14						
918264048	3388010818	318314910	15						
228094022	92422955	996138	16						
1396110064	4012614884	402515736	17						
1147.1734	1223.5074	493.6421	18						
21276774	3232747	498329	19						
45199863	341598124	25326762	20						
6490476	0	0	21						
8867422	12223776	67353	22						
0	0	0	23						
0	0	0	24						
4080210	40013	46314	25						
59571058	12670120	3584581	26						
0	0	0	27						
0	0	0	28						
22558712	0	0	29						
18952793	3055625	220351	30						
19500738	47432914	952677	31						
18486904	8015468	548089	32						
7886327	7775160	1643568	33						
232871277	436043947	32888024	34						
0.0314	0.0265	0.0526	35						
Nuclear	Coal	Oil	All	Gas	Oil	All	36		
Mw	Tons	Barrel	All	Mcf	Barrels		37		
951784	0	0	8588520	47073	0	6262482	512	0	38
77963	0	0	9770	139381	0	1041	433470	0	39
0.000	0.000	0.000	39.400	88419.000	0.000	4.142	183.778	0.000	40
47.490	0.000	0.000	39.294	87.498	0.000	4.036	233.320	0.000	41
0.580	0.000	0.000	2.011	14.953	0.000	3.884	39.080	0.000	42
0.006	0.000	0.000	0.000	0.000	0.021	0.000	0.000	0.041	43
10518.503	0.000	0.000	0.000	0.000	10215.834	0.000	0.000	10460.742	44

Name of Respondent DTE Electric Company	This Report Is: (1) <input checked="" type="checkbox"/> An Original (2) <input type="checkbox"/> A Resubmission	Date of Report (Mo, Da, Yr) / /	Year/Period of Report End of <u>2018/Q4</u>
--	---	---------------------------------------	--

STEAM-ELECTRIC GENERATING PLANT STATISTICS (Large Plants) (Continued)

1. Report data for plant in Service only. 2. Large plants are steam plants with installed capacity (name plate rating) of 25,000 Kw or more. Report in this page gas-turbine and internal combustion plants of 10,000 Kw or more, and nuclear plants. 3. Indicate by a footnote any plant leased or operated as a joint facility. 4. If net peak demand for 60 minutes is not available, give data which is available, specifying period. 5. If any employees attend more than one plant, report on line 11 the approximate average number of employees assignable to each plant. 6. If gas is used and purchased on a term basis report the Btu content of the gas and the quantity of fuel burned converted to Mct. 7. Quantities of fuel burned (Line 38) and average cost per unit of fuel burned (Line 41) must be consistent with charges to expense accounts 501 and 547 (Line 42) as show on Line 20. 8. If more than one fuel is burned in a plant furnish only the composite heat rate for all fuels burned.

Line No.	Item (a)	Plant Name: <i>River Rouge</i> (b)	Plant Name: <i>St. Clair PP</i> (c)				
1	Kind of Plant (Internal Comb, Gas Turb, Nuclear)	Steam	Steam				
2	Type of Constr (Conventional, Outdoor, Boiler, etc)	Conventional	Conventional				
3	Year Originally Constructed	1958	1953				
4	Year Last Unit was Installed	1958	1969				
5	Total Installed Cap (Max Gen Name Plate Ratings-MW)	358.10	1378.50				
6	Net Peak Demand on Plant - MW (60 minutes)	281	1063				
7	Plant Hours Connected to Load	4602	8760				
8	Net Continuous Plant Capability (Megawatts)	280	1258				
9	When Not Limited by Condenser Water	280	1258				
10	When Limited by Condenser Water	272	1216				
11	Average Number of Employees	74	269				
12	Net Generation, Exclusive of Plant Use - KWh	784130000	4528532000				
13	Cost of Plant: Land and Land Rights	3167862	1717828				
14	Structures and Improvements	31256984	87191553				
15	Equipment Costs	221659684	919722151				
16	Asset Retirement Costs	617326	10395715				
17	Total Cost.	256701856	1019027247				
18	Cost per KW of Installed Capacity (line 17/5) Including	716.8441	739.2291				
19	Production Expenses: Oper, Supv, & Engr	1385128	1397090				
20	Fuel	21582301	108152926				
21	Coolants and Water (Nuclear Plants Only)	0	0				
22	Steam Expenses	1146	3866436				
23	Steam From Other Sources	0	0				
24	Steam Transferred (Cr)	0	0				
25	Electric Expenses	850	2658260				
26	Misc Steam (or Nuclear) Power Expenses	5160979	2247874				
27	Rents	0	0				
28	Allowances	0	0				
29	Maintenance Supervision and Engineering	0	149506				
30	Maintenance of Structures	1252682	1906582				
31	Maintenance of Boiler (or reactor) Plant	5004666	12308087				
32	Maintenance of Electric Plant	4057380	6987940				
33	Maintenance of Misc Steam (or Nuclear) Plant	2962177	4903613				
34	Total Production Expenses	41407309	144578314				
35	Expenses per Net KWh	0.0528	0.0319				
36	Fuel: Kind (Coal, Gas, Oil, or Nuclear)	Coal	Gas	All	Coal	Oil	Gas
37	Unit (Coal-tons/Oil-barrel/Gas-mcf/Nuclear-indicate)	Tons	Mcf		Tons	Barrel	Mcf
38	Quantity (Units) of Fuel Burned	367585	8275609	0	2691553	39163	717138
39	Avg Heat Cont - Fuel Burned (btu/indicate if nuclear)	14563	1637	0	9302	268566	1046
40	Avg Cost of Fuel/unit, as Delvd f.o.b. during year	34.734	5.203	0.000	38.861	104.848	5.132
41	Average Cost of Fuel per Unit Burned	39.486	5.295	0.000	38.075	111.602	4.679
42	Average Cost of Fuel Burned per Million BTU	2.195	7.527	0.000	2.042	19.072	4.471
43	Average Cost of Fuel Burned per KWh Net Gen	0.000	0.000	0.028	0.000	0.000	0.024
44	Average BTU per KWh Net Generation	0.000	0.000	11930.906	0.000	0.000	11300.000

Name of Respondent DTE Electric Company	This Report Is: (1) <input checked="" type="checkbox"/> An Original (2) <input type="checkbox"/> A Resubmission	Date of Report (Mo, Da, Yr) / /	Year/Period of Report End of 2018/Q4
--	---	---------------------------------------	---

STEAM-ELECTRIC GENERATING PLANT STATISTICS (Large Plants)(Continued)

9. Items under Cost of Plant are based on U. S. of A. Accounts. Production expenses do not include Purchased Power, System Control and Load Dispatching, and Other Expenses Classified as Other Power Supply Expenses. 10. For IC and GT plants, report Operating Expenses, Account Nos. 547 and 549 on Line 25 "Electric Expenses," and Maintenance Account Nos. 553 and 554 on Line 32, "Maintenance of Electric Plant." Indicate plants designed for peak load service. Designate automatically operated plants. 11. For a plant equipped with combinations of fossil fuel steam, nuclear steam, hydro, internal combustion or gas-turbine equipment, report each as a separate plant. However, if a gas-turbine unit functions in a combined cycle operation with a conventional steam unit, include the gas-turbine with the steam plant. 12. If a nuclear power generating plant, briefly explain by footnote (a) accounting method for cost of power generated including any excess costs attributed to research and development; (b) types of cost units used for the various components of fuel cost; and (c) any other informative data concerning plant type fuel used, fuel enrichment type and quantity for the report period and other physical and operating characteristics of plant.

Plant Name: <i>Trenton Channel PP</i> (d)			Plant Name: <i>Northeast Peaker</i> (e)			Plant Name: <i>Placid Peaker</i> (f)			Line No.
	Steam			Gas Turbine			Internal Combustion		1
	Conventional			Full Outdoor			Full Outdoor		2
	1968			1966			1969		3
	1968			1971			1970		4
	535.50			130.10			12.90		5
	464			102			12		6
	3968			194			71		7
	495			150			14		8
	495			150			14		9
	495			116			14		10
	91			1			1		11
	1064636000			6539000			-75000		12
	327226			0			0		13
	45280033			88681			17797		14
	303043646			19508537			2227317		15
	32950234			0			0		16
	381601139			19597218			2245114		17
	712.6072			150.6320			174.0398		18
	718291			0			0		19
	26767822			694677			49821		20
	0			0			0		21
	278751			0			0		22
	0			0			0		23
	0			0			0		24
	192097			0			0		25
	10166674			0			0		26
	0			0			0		27
	0			0			0		28
	0			0			0		29
	2835091			0			0		30
	8880865			0			0		31
	2504814			0			0		32
	2927436			0			0		33
	55271841			694677			49821		34
	0.0519			0.1062			-0.6643		35
Coal	Oil	Gas	Gas	Oil		Oil			36
Tons	Barrel	Mcf	Mcf	Barrel		Barrel			37
700960	9126	388530	75495	3713	0	617	0	0	38
8867	138877	1049	1026	11513	0	138209	0	0	39
36.890	90.476	4.767	5.117	95.167	0.000	90.630	0.000	0.000	40
34.563	87.094	4.492	4.700	91.526	0.000	80.759	0.000	0.000	41
1.942	14.936	4.283	4.581	15.773	0.000	13.913	0.000	0.000	42
0.000	0.000	0.025	0.074	0.194	0.000	0.000	0.000	0.000	43
0.000	0.000	11555.410	16133.930	12277.490	0.000	0.000	0.000	0.000	44

Name of Respondent DTE Electric Company	This Report Is: (1) <input checked="" type="checkbox"/> An Original (2) <input type="checkbox"/> A Resubmission	Date of Report (Mo, Da, Yr) / /	Year/Period of Report End of <u>2018/Q4</u>
--	---	---------------------------------------	--

STEAM-ELECTRIC GENERATING PLANT STATISTICS (Large Plants) (Continued)

1. Report data for plant in Service only. 2. Large plants are steam plants with installed capacity (name plate rating) of 25,000 Kw or more. Report in this page gas-turbine and internal combustion plants of 10,000 Kw or more, and nuclear plants. 3. Indicate by a footnote any plant leased or operated as a joint facility. 4. If net peak demand for 60 minutes is not available, give data which is available, specifying period. 5. If any employees attend more than one plant, report on line 11 the approximate average number of employees assignable to each plant. 6. If gas is used and purchased on a therm basis report the Btu content of the gas and the quantity of fuel burned converted to Mct. 7. Quantities of fuel burned (Line 38) and average cost per unit of fuel burned (Line 41) must be consistent with charges to expense accounts 501 and 547 (Line 42) as show on Line 20. 8. If more than one fuel is burned in a plant furnish only the composite heat rate for all fuels burned.

Line No.	Item (a)	Plant Name: <i>Putnam Peaker</i> (b)	Plant Name: <i>Dean Peaker</i> (c)
1	Kind of Plant (Internal Comb, Gas Turb, Nuclear)	Internal Combustion	Gas Turbine
2	Type of Constr (Conventional, Outdoor, Boiler, etc)	Full Outdoor	Full Outdoor
3	Year Originally Constructed	1971	2002
4	Year Last Unit was Installed	1971	2002
5	Total Installed Cap (Max Gen Name Plate Ratings-MW)	12.90	357.70
6	Net Peak Demand on Plant - MW (60 minutes)	13	320
7	Plant Hours Connected to Load	86	1180
8	Net Continuous Plant Capability (Megawatts)	14	384
9	When Not Limited by Condenser Water	14	384
10	When Limited by Condenser Water	14	312
11	Average Number of Employees	1	1
12	Net Generation, Exclusive of Plant Use - KWh	-1000	266109000
13	Cost of Plant: Land and Land Rights	0	1251530
14	Structures and Improvements	17797	156159
15	Equipment Costs	2216803	141734211
16	Asset Retirement Costs	0	0
17	Total Cost	2234600	143141900
18	Cost per KW of Installed Capacity (line 17/5) Including	173.2248	400.1731
19	Production Expenses: Oper, Supv, & Engr	0	0
20	Fuel	27104	12031085
21	Coolants and Water (Nuclear Plants Only)	0	0
22	Steam Expenses	0	0
23	Steam From Other Sources	0	0
24	Steam Transferred (Cr)	0	0
25	Electric Expenses	0	0
26	Misc Steam (or Nuclear) Power Expenses	0	0
27	Rents	0	0
28	Allowances	0	0
29	Maintenance Supervision and Engineering	0	0
30	Maintenance of Structures	0	0
31	Maintenance of Boiler (or reactor) Plant	0	0
32	Maintenance of Electric Plant	0	0
33	Maintenance of Misc Steam (or Nuclear) Plant	0	0
34	Total Production Expenses	27104	12031085
35	Expenses per Net KWh	-27.1040	0.0452
36	Fuel: Kind (Coal, Gas, Oil, or Nuclear)	Oil	Gas
37	Unit (Coal-tons/Oil-barrel/Gas-mcf/Nuclear-indicate)	Barrel	Mcf
38	Quantity (Units) of Fuel Burned	706	3064313
39	Avg Heat Cont - Fuel Burned (btu/indicate if nuclear)	137349	1053
40	Avg Cost of Fuel/unit, as Delvd f.o.b. during year	92.761	3.181
41	Average Cost of Fuel per Unit Burned	38.398	3.926
42	Average Cost of Fuel Burned per Million BTU	6.656	3.728
43	Average Cost of Fuel Burned per KWh Net Gen	0.000	0.045
44	Average BTU per KWh Net Generation	0.000	12127.339

Name of Respondent DTE Electric Company	This Report Is: (1) <input checked="" type="checkbox"/> An Original (2) <input type="checkbox"/> A Resubmission	Date of Report (Mo, Da, Yr) / /	Year/Period of Report End of 2018/Q4
--	---	---------------------------------------	---

STEAM-ELECTRIC GENERATING PLANT STATISTICS (Large Plants)(Continued)

9. Items under Cost of Plant are based on U. S. of A. Accounts. Production expenses do not include Purchased Power, System Control and Load Dispatching, and Other Expenses Classified as Other Power Supply Expenses. 10. For IC and GT plants, report Operating Expenses, Account Nos. 547 and 549 on Line 25 "Electric Expenses," and Maintenance Account Nos. 553 and 554 on Line 32, "Maintenance of Electric Plant." Indicate plants designed for peak load service. Designate automatically operated plants. 11. For a plant equipped with combinations of fossil fuel steam, nuclear steam, hydro, internal combustion or gas-turbine equipment, report each as a separate plant. However, if a gas-turbine unit functions in a combined cycle operation with a conventional steam unit, include the gas-turbine with the steam plant. 12. If a nuclear power generating plant, briefly explain by footnote (a) accounting method for cost of power generated including any excess costs attributed to research and development; (b) types of cost units used for the various components of fuel cost; and (c) any other informative data concerning plant type fuel used, fuel enrichment type and quantity for the report period and other physical and operating characteristics of plant.

Plant Name: Renaissance Peaker (d)	Plant Name: Superior Peaker (e)	Plant Name: Greenwood Peaker (f)	Line No.
Gas Turbine	Gas Turbine	Gas Turbine	1
Full Outdoor	Full Outdoor	Full Outdoor	2
2002	1966	1999	3
2002	1966	1999	4
782.00	64.00	237.30	5
683	16	280	6
2010	23	1245	7
776	76	278	8
776	76	278	9
652	52	224	10
1	1	1	11
912762000	-288000	182000000	12
105000	0	0	13
8172630	281113	344095	14
119378585	7939661	77681135	15
0	0	34187	16
127656215	8220774	78059417	17
163.2432	128.4496	328.9482	18
0	0	0	19
32936170	35861	9536205	20
0	0	0	21
0	0	0	22
0	0	0	23
0	0	0	24
0	0	0	25
0	0	0	26
0	0	0	27
0	0	0	28
0	0	0	29
0	0	0	30
0	0	0	31
0	0	0	32
0	0	0	33
32936170	35861	9536205	34
0.0361	-0.1245	0.0524	35
Gas	Oil	Gas	36
Mcf	Barrel	Mcf	37
9553053	442	2191032	38
1047	138108	1039	39
3.426	92.654	4.352	40
3.448	81.159	4.352	41
3.293	13.992	4.190	42
0.036	0.000	0.052	43
10957.872	0.000	12504.615	44

Name of Respondent DTE Electric Company	This Report Is: (1) <input checked="" type="checkbox"/> An Original (2) <input type="checkbox"/> A Resubmission	Date of Report (Mo, Da, Yr) / /	Year/Period of Report End of <u>2018/Q4</u>
--	---	---------------------------------------	--

STEAM-ELECTRIC GENERATING PLANT STATISTICS (Large Plants) (Continued)

1. Report data for plant in Service only. 2. Large plants are steam plants with installed capacity (name plate rating) of 25,000 Kw or more. Report in this page gas-turbine and internal combustion plants of 10,000 Kw or more, and nuclear plants. 3. Indicate by a footnote any plant leased or operated as a joint facility. 4. If net peak demand for 60 minutes is not available, give data which is available, specifying period. 5. If any employees attend more than one plant, report on line 11 the approximate average number of employees assignable to each plant. 6. If gas is used and purchased on a therm basis report the Btu content of the gas and the quantity of fuel burned converted to Mct. 7. Quantities of fuel burned (Line 38) and average cost per unit of fuel burned (Line 41) must be consistent with charges to expense accounts 501 and 547 (Line 42) as show on Line 20. 8. If more than one fuel is burned in a plant furnish only the composite heat rate for all fuels burned.

Line No.	Item (a)	Plant Name: <i>Hancock Peaker</i> (b)	Plant Name: <i>Belle River Gas Pkr</i> (c)
1	Kind of Plant (Internal Comb, Gas Turb, Nuclear)	Gas Turbine	Gas Turbine
2	Type of Constr (Conventional, Outdoor, Boiler, etc)	Full Outdoor	Full Outdoor
3	Year Originally Constructed	1967	1999
4	Year Last Unit was Installed	1970	1999
5	Total Installed Cap (Max Gen Name Plate Ratings-MW)	159.50	256.00
6	Net Peak Demand on Plant - MW (60 minutes)	104	283
7	Plant Hours Connected to Load	245	2414
8	Net Continuous Plant Capability (Megawatts)	170	278
9	When Not Limited by Condenser Water	170	278
10	When Limited by Condenser Water	128	224
11	Average Number of Employees	1	1
12	Net Generation, Exclusive of Plant Use - KWh	11980000	306773000
13	Cost of Plant: Land and Land Rights	0	0
14	Structures and Improvements	23778	562841
15	Equipment Costs	18466649	86706162
16	Asset Retirement Costs	0	0
17	Total Cost	18490427	87269003
18	Cost per KW of Installed Capacity (line 17/5) Including	115.9274	340.8945
19	Production Expenses: Oper, Supv, & Engr	0	0
20	Fuel	985440	13295231
21	Coolants and Water (Nuclear Plants Only)	0	0
22	Steam Expenses	0	0
23	Steam From Other Sources	0	0
24	Steam Transferred (Cr)	0	0
25	Electric Expenses	0	0
26	Misc Steam (or Nuclear) Power Expenses	0	0
27	Rents	0	0
28	Allowances	0	0
29	Maintenance Supervision and Engineering	0	0
30	Maintenance of Structures	0	0
31	Maintenance of Boiler (or reactor) Plant	0	0
32	Maintenance of Electric Plant	0	0
33	Maintenance of Misc Steam (or Nuclear) Plant	0	0
34	Total Production Expenses	985440	13295231
35	Expenses per Net KWh	0.0823	0.0433
36	Fuel: Kind (Coal, Gas, Oil, or Nuclear)	Gas	Gas
37	Unit (Coal-tons/Oil-barrel/Gas-mcf/Nuclear-indicate)	Mcf	Mcf
38	Quantity (Units) of Fuel Burned	168024 0 0	3834495 0 0
39	Avg Heat Cont - Fuel Burned (btu/indicate if nuclear)	1024 0 0	1041 0 0
40	Avg Cost of Fuel/unit, as Delvd f.o.b. during year	5.364 0.000 0.000	3.458 0.000 0.000
41	Average Cost of Fuel per Unit Burned	5.865 0.000 0.000	3.467 0.000 0.000
42	Average Cost of Fuel Burned per Million BTU	5.727 0.000 0.000	3.332 0.000 0.000
43	Average Cost of Fuel Burned per KWh Net Gen	0.082 0.000 0.000	0.043 0.000 0.000
44	Average BTU per KWh Net Generation	14362.104 0.000 0.000	13006.885 0.000 0.000

Name of Respondent DTE Electric Company	This Report Is:		Date of Report (Mo, Da, Yr) / /	Year/Period of Report End of 2018/Q4
	(1) <input checked="" type="checkbox"/> An Original	(2) <input type="checkbox"/> A Resubmission		

STEAM-ELECTRIC GENERATING PLANT STATISTICS (Large Plants)(Continued)

9. Items under Cost of Plant are based on U. S. of A. Accounts. Production expenses do not include Purchased Power, System Control and Load Dispatching, and Other Expenses Classified as Other Power Supply Expenses. 10. For IC and GT plants, report Operating Expenses, Account Nos. 547 and 549 on Line 25 "Electric Expenses," and Maintenance Account Nos. 553 and 554 on Line 32, "Maintenance of Electric Plant." Indicate plants designed for peak load service. Designate automatically operated plants. 11. For a plant equipped with combinations of fossil fuel steam, nuclear steam, hydro, internal combustion or gas-turbine equipment, report each as a separate plant. However, if a gas-turbine unit functions in a combined cycle operation with a conventional steam unit, include the gas-turbine with the steam plant. 12. If a nuclear power generating plant, briefly explain by footnote (a) accounting method for cost of power generated including any excess costs attributed to research and development; (b) types of cost units used for the various components of fuel cost; and (c) any other informative data concerning plant type fuel used, fuel enrichment type and quantity for the report period and other physical and operating characteristics of plant.

Plant Name: <i>St. Clair Peaker</i> (d)			Plant Name: <i>Delray Peaker</i> (e)			Plant Name: <i>Enrico Fermi Peaker</i> (f)			Line No.
	Gas Turbine			Gas Turbine			Gas Turbine		1
	Full Outdoor			Full Outdoor			Full Outdoor		2
	1968			1999			1966		3
	1968			1999			1966		4
	18.60			154.30			64.00		5
	24			111			32		6
	226			293			1045		7
	23			159			75		8
	23			159			75		9
	19			127			51		10
	1			1			1		11
	2364000			16136000			8907000		12
	0			0			0		13
	37102			68978			0		14
	4820719			58483316			11085855		15
	0			0			0		16
	4857821			58552294			11085855		17
	261.1732			379.4705			173.2165		18
	0			0			0		19
	184564			1200017			3762848		20
	0			0			0		21
	0			0			0		22
	0			0			0		23
	0			0			0		24
	0			0			0		25
	0			0			212468		26
	0			0			0		27
	0			0			0		28
	0			0			0		29
	0			0			0		30
	0			0			0		31
	0			0			0		32
	0			0			0		33
	184564			1200017			3975316		34
	0.0781			0.0744			0.4463		35
Gas	Oil		Gas			Oil			36
Mcf	Barrel		Mcf			Barrel			37
34814	240	0	204807	0	0	36531	0	0	38
1008	138515	0	1050	0	0	137745	0	0	39
4.731	77.181	0.000	5.770	0.000	0.000	90.866	0.000	0.000	40
4.768	77.181	0.000	5.859	0.000	0.000	103.005	0.000	0.000	41
4.731	13.267	0.000	5.587	0.000	0.000	17.805	0.000	0.000	42
0.071	0.807	0.000	0.074	0.000	0.000	0.422	0.000	0.000	43
14989.748	60826.087	0.000	13312.097	0.000	0.000	23727.405	0.000	0.000	44

Name of Respondent DTE Electric Company	This Report Is: (1) <input checked="" type="checkbox"/> An Original (2) <input type="checkbox"/> A Resubmission	Date of Report (Mo, Da, Yr) / /	Year/Period of Report End of <u>2018/Q4</u>
--	---	---------------------------------------	--

STEAM-ELECTRIC GENERATING PLANT STATISTICS (Large Plants) (Continued)

1. Report data for plant in Service only. 2. Large plants are steam plants with installed capacity (name plate rating) of 25,000 Kw or more. Report in this page gas-turbine and internal combustion plants of 10,000 Kw or more, and nuclear plants. 3. Indicate by a footnote any plant leased or operated as a joint facility. 4. If net peak demand for 60 minutes is not available, give data which is available, specifying period. 5. If any employees attend more than one plant, report on line 11 the approximate average number of employees assignable to each plant. 6. If gas is used and purchased on a therm basis report the Btu content of the gas and the quantity of fuel burned converted to Mct. 7. Quantities of fuel burned (Line 38) and average cost per unit of fuel burned (Line 41) must be consistent with charges to expense accounts 501 and 547 (Line 42) as show on Line 20. 8. If more than one fuel is burned in a plant furnish only the composite heat rate for all fuels burned.

Line No.	Item (a)	Plant Name: <i>Belle River Oil Pkr</i> (b)	Plant Name: <i>Colfax Peaker</i> (c)
1	Kind of Plant (Internal Comb, Gas Turb, Nuclear)	Internal Combustion	Internal Combustion
2	Type of Constr (Conventional, Outdoor, Boiler, etc)	Full Outdoor	Full Outdoor
3	Year Originally Constructed	1981	1969
4	Year Last Unit was Installed	1981	1969
5	Total Installed Cap (Max Gen Name Plate Ratings-MW)	12.90	12.90
6	Net Peak Demand on Plant - MW (60 minutes)	13	14
7	Plant Hours Connected to Load	49	79
8	Net Continuous Plant Capability (Megawatts)	14	14
9	When Not Limited by Condenser Water	14	14
10	When Limited by Condenser Water	14	14
11	Average Number of Employees	1	1
12	Net Generation, Exclusive of Plant Use - KWh	-32000	-36000
13	Cost of Plant: Land and Land Rights	0	0
14	Structures and Improvements	529100	18115
15	Equipment Costs	3203143	2135054
16	Asset Retirement Costs	0	0
17	Total Cost	3732243	2153169
18	Cost per KW of Installed Capacity (line 17/5) Including	289.3212	166.9123
19	Production Expenses: Oper, Supv, & Engr	0	0
20	Fuel	231444	97430
21	Coolants and Water (Nuclear Plants Only)	0	0
22	Steam Expenses	0	0
23	Steam From Other Sources	0	0
24	Steam Transferred (Cr)	0	0
25	Electric Expenses	0	0
26	Misc Steam (or Nuclear) Power Expenses	0	0
27	Rents	0	0
28	Allowances	0	0
29	Maintenance Supervision and Engineering	0	0
30	Maintenance of Structures	0	0
31	Maintenance of Boiler (or reactor) Plant	0	0
32	Maintenance of Electric Plant	0	0
33	Maintenance of Misc Steam (or Nuclear) Plant	0	0
34	Total Production Expenses	231444	97430
35	Expenses per Net KWh	-7.2326	-2.7064
36	Fuel: Kind (Coal, Gas, Oil, or Nuclear)	Oil	Oil
37	Unit (Coal-tons/Oil-barrel/Gas-mcf/Nuclear-indicate)	Barrel	Barrel
38	Quantity (Units) of Fuel Burned	479	708
39	Avg Heat Cont - Fuel Burned (btu/indicate if nuclear)	136992	138266
40	Avg Cost of Fuel/unit, as Delvd f.o.b. during year	88.235	95.529
41	Average Cost of Fuel per Unit Burned	483.181	137.562
42	Average Cost of Fuel Burned per Million BTU	83.978	23.688
43	Average Cost of Fuel Burned per KWh Net Gen	0.000	0.000
44	Average BTU per KWh Net Generation	0.000	0.000

Name of Respondent DTE Electric Company	This Report Is: (1) <input checked="" type="checkbox"/> An Original (2) <input type="checkbox"/> A Resubmission	Date of Report (Mo, Da, Yr) / /	Year/Period of Report End of 2018/Q4
--	---	---------------------------------------	---

STEAM-ELECTRIC GENERATING PLANT STATISTICS (Large Plants)(Continued)

9. Items under Cost of Plant are based on U. S. of A. Accounts. Production expenses do not include Purchased Power, System Control and Load Dispatching, and Other Expenses Classified as Other Power Supply Expenses. 10. For IC and GT plants, report Operating Expenses, Account Nos. 547 and 549 on Line 25 "Electric Expenses," and Maintenance Account Nos. 553 and 554 on Line 32, "Maintenance of Electric Plant." Indicate plants designed for peak load service. Designate automatically operated plants. 11. For a plant equipped with combinations of fossil fuel steam, nuclear steam, hydro, internal combustion or gas-turbine equipment, report each as a separate plant. However, if a gas-turbine unit functions in a combined cycle operation with a conventional steam unit, include the gas-turbine with the steam plant. 12. If a nuclear power generating plant, briefly explain by footnote (a) accounting method for cost of power generated including any excess costs attributed to research and development; (b) types of cost units used for the various components of fuel cost; and (c) any other informative data concerning plant type fuel used, fuel enrichment type and quantity for the report period and other physical and operating characteristics of plant.

Plant Name: <i>River Rouge Peaker</i> (d)			Plant Name: <i>Monroe Peaker</i> (e)			Plant Name: <i>Oliver Peaker</i> (f)			Line No.
	Internal Combustion			Internal Combustion			Internal Combustion		1
	Full Outdoor			Full Outdoor			Full Outdoor		2
	1967			1969			1969		3
	1967			1969			1970		4
	12.90			12.90			12.90		5
	10			13			7		6
	4			40			27		7
	11			14			14		8
	11			14			14		9
	11			14			14		10
	1			1			1		11
	-230000			-121000			-386000		12
	0			0			0		13
	28315			140359			17797		14
	1633090			1971091			2205829		15
	0			0			0		16
	1661405			2111450			2223626		17
	128.7911			163.6783			172.3741		18
	0			0			0		19
	24381			38685			29633		20
	0			0			0		21
	0			0			0		22
	0			0			0		23
	0			0			0		24
	0			0			0		25
	0			0			0		26
	0			0			0		27
	0			0			0		28
	0			0			0		29
	0			0			0		30
	0			0			0		31
	0			0			0		32
	0			0			0		33
	24381			38685			29633		34
	-0.1060			-0.3197			-0.0768		35
Oil			Oil			Oil			36
Barrel			Barrel			Barrel			37
287	0	0	428	0	0	106	0	0	38
137897	0	0	137896	0	0	137777	0	0	39
84.859	0.000	0.000	90.417	0.000	0.000	100.774	0.000	0.000	40
84.859	0.000	0.000	90.417	0.000	0.000	278.370	0.000	0.000	41
14.652	0.000	0.000	15.612	0.000	0.000	48.106	0.000	0.000	42
0.000	0.000	0.000	0.000	0.000	0.000	0.000	0.000	0.000	43
0.000	0.000	0.000	0.000	0.000	0.000	0.000	0.000	0.000	44

Name of Respondent DTE Electric Company	This Report Is: (1) <input checked="" type="checkbox"/> An Original (2) <input type="checkbox"/> A Resubmission	Date of Report (Mo, Da, Yr) / /	Year/Period of Report End of 2018/Q4
--	---	---------------------------------------	---

STEAM-ELECTRIC GENERATING PLANT STATISTICS (Large Plants) (Continued)

1. Report data for plant in Service only. 2. Large plants are steam plants with installed capacity (name plate rating) of 25,000 Kw or more. Report in this page gas-turbine and internal combustion plants of 10,000 Kw or more, and nuclear plants. 3. Indicate by a footnote any plant leased or operated as a joint facility. 4. If net peak demand for 60 minutes is not available, give data which is available, specifying period. 5. If any employees attend more than one plant, report on line 11 the approximate average number of employees assignable to each plant. 6. If gas is used and purchased on a therm basis report the Btu content of the gas and the quantity of fuel burned converted to Mct. 7. Quantities of fuel burned (Line 38) and average cost per unit of fuel burned (Line 41) must be consistent with charges to expense accounts 501 and 547 (Line 42) as show on Line 20. 8. If more than one fuel is burned in a plant furnish only the composite heat rate for all fuels burned.

Line No.	Item (a)	Plant Name: <i>Slocum Peaker</i> (b)	Plant Name: <i>Wilmont Peaker</i> (c)
1	Kind of Plant (Internal Comb, Gas Turb, Nuclear)	Internal Combustion	Internal Combustion
2	Type of Constr (Conventional, Outdoor, Boiler, etc)	Full Outdoor	Full Outdoor
3	Year Originally Constructed	1968	1968
4	Year Last Unit was Installed	1968	1968
5	Total Installed Cap (Max Gen Name Plate Ratings-MW)	12.90	12.90
6	Net Peak Demand on Plant - MW (60 minutes)	13	11
7	Plant Hours Connected to Load	22	92
8	Net Continuous Plant Capability (Megawatts)	14	14
9	When Not Limited by Condenser Water	14	14
10	When Limited by Condenser Water	14	14
11	Average Number of Employees	1	1
12	Net Generation, Exclusive of Plant Use - KWh	-299000	-5000
13	Cost of Plant: Land and Land Rights	0	0
14	Structures and Improvements	17797	68534
15	Equipment Costs	1775807	1991506
16	Asset Retirement Costs	0	0
17	Total Cost	1793604	2060040
18	Cost per KW of Installed Capacity (line 17/5) Including	139.0391	159.6930
19	Production Expenses: Oper, Supv, & Engr	0	0
20	Fuel	58663	70294
21	Coolants and Water (Nuclear Plants Only)	0	0
22	Steam Expenses	0	0
23	Steam From Other Sources	0	0
24	Steam Transferred (Cr)	0	0
25	Electric Expenses	0	0
26	Misc Steam (or Nuclear) Power Expenses	0	0
27	Rents	0	0
28	Allowances	0	0
29	Maintenance Supervision and Engineering	0	0
30	Maintenance of Structures	0	0
31	Maintenance of Boiler (or reactor) Plant	0	0
32	Maintenance of Electric Plant	0	0
33	Maintenance of Misc Steam (or Nuclear) Plant	0	0
34	Total Production Expenses	58663	70294
35	Expenses per Net KWh	-0.1962	-14.0588
36	Fuel: Kind (Coal, Gas, Oil, or Nuclear)	Oil	Oil
37	Unit (Coal-tons/Oil-barrel/Gas-mcf/Nuclear-indicate)	Barrel	Barrel
38	Quantity (Units) of Fuel Burned	258	724
39	Avg Heat Cont - Fuel Burned (btu/indicate if nuclear)	138520	136722
40	Avg Cost of Fuel/unit, as Delvd f.o.b. during year	94.845	98.618
41	Average Cost of Fuel per Unit Burned	227.376	97.079
42	Average Cost of Fuel Burned per Million BTU	39.083	16.906
43	Average Cost of Fuel Burned per KWh Net Gen	0.000	0.000
44	Average BTU per KWh Net Generation	0.000	0.000

Name of Respondent DTE Electric Company	This Report Is: (1) <input checked="" type="checkbox"/> An Original (2) <input type="checkbox"/> A Resubmission	Date of Report (Mo, Da, Yr) / /	Year/Period of Report End of <u>2018/Q4</u>
--	---	---------------------------------------	--

STEAM-ELECTRIC GENERATING PLANT STATISTICS (Large Plants)(Continued)

9. Items under Cost of Plant are based on U. S. of A. Accounts. Production expenses do not include Purchased Power, System Control and Load Dispatching, and Other Expenses Classified as Other Power Supply Expenses. 10. For IC and GT plants, report Operating Expenses, Account Nos. 547 and 549 on Line 25 "Electric Expenses," and Maintenance Account Nos. 553 and 554 on Line 32, "Maintenance of Electric Plant." Indicate plants designed for peak load service. Designate automatically operated plants. 11. For a plant equipped with combinations of fossil fuel steam, nuclear steam, hydro, internal combustion or gas-turbine equipment, report each as a separate plant. However, if a gas-turbine unit functions in a combined cycle operation with a conventional steam unit, include the gas-turbine with the steam plant. 12. If a nuclear power generating plant, briefly explain by footnote (a) accounting method for cost of power generated including any excess costs attributed to research and development; (b) types of cost units used for the various components of fuel cost; and (c) any other informative data concerning plant type fuel used, fuel enrichment type and quantity for the report period and other physical and operating characteristics of plant.

Plant Name: (d)	Plant Name: (e)	Plant Name: (f)	Line No.
			1
			2
			3
			4
0.00	0.00	0.00	5
0	0	0	6
0	0	0	7
0	0	0	8
0	0	0	9
0	0	0	10
0	0	0	11
0	0	0	12
0	0	0	13
0	0	0	14
0	0	0	15
0	0	0	16
0	0	0	17
0	0	0	18
0	0	0	19
0	0	0	20
0	0	0	21
0	0	0	22
0	0	0	23
0	0	0	24
0	0	0	25
0	0	0	26
0	0	0	27
0	0	0	28
0	0	0	29
0	0	0	30
0	0	0	31
0	0	0	32
0	0	0	33
0	0	0	34
0.0000	0.0000	0.0000	35
			36
			37
0	0	0	38
0	0	0	39
0.000	0.000	0.000	40
0.000	0.000	0.000	41
0.000	0.000	0.000	42
0.000	0.000	0.000	43
0.000	0.000	0.000	44

Name of Respondent DTE Electric Company	This Report is: (1) <input checked="" type="checkbox"/> An Original (2) <input type="checkbox"/> A Resubmission	Date of Report (Mo, Da, Yr) / /	Year/Period of Report 2018/Q4
FOOTNOTE DATA			

Schedule Page: 403 Line No.: 10 Column: d

The cost of Nuclear Fuel is computed using a units of production methodology based on megawatt = days thermal for all costs.

Schedule Page: 402 Line No.: 20 Column: b

Total Fuel Handling Reported Costs (501) are \$32.96 million

Fuel Handling Expense Breakdown is as follows:

Belle River Power Plant: \$4.52 million

St. Clair Power Plant: \$8.65 million

Monroe Power Plant: \$4.32 million

River Rouge Power Plant: \$0.63 million

Trenton Channel Power Plant: \$0.84 million

MERC: \$10.57 million

Other – FS & Logistics: \$3.43 million

Total Chemical Costs (501) are \$24.17 million

Belle River Power Plant: \$3.89 million

St. Clair Power Plant: \$4.84 million

Monroe Power Plant: \$12.36 million

River Rouge Power Plant: \$1.53 million

Trenton Channel Power Plant: \$1.55 million

Schedule Page: 403.1 Line No.: -1 Column: e

All plants designed for peak load purposes and are automatically operated.

Schedule Page: 403.1 Line No.: -1 Column: f

All plants designed for peak load purposes and are automatically operated.

Schedule Page: 402.2 Line No.: -1 Column: b

All plants designed for peak load purposes and are automatically operated.

Schedule Page: 402.2 Line No.: -1 Column: c

All plants designed for peak load purposes and are automatically operated.

Schedule Page: 403.2 Line No.: -1 Column: d

Name of Respondent DTE Electric Company	This Report is: (1) <input checked="" type="checkbox"/> An Original (2) <input type="checkbox"/> A Resubmission	Date of Report (Mo, Da, Yr) / /	Year/Period of Report 2018/Q4
FOOTNOTE DATA			

All plants designed for peak load purposes and are automatically operated.

Schedule Page: 403.2 Line No.: -1 Column: e

All plants designed for peak load purposes and are automatically operated.

Schedule Page: 403.2 Line No.: -1 Column: f

All plants designed for peak load purposes and are automatically operated.

Schedule Page: 402.3 Line No.: -1 Column: b

All plants designed for peak load purposes and are automatically operated.

Schedule Page: 402.3 Line No.: -1 Column: c

All plants designed for peak load purposes and are automatically operated.

Schedule Page: 403.3 Line No.: -1 Column: d

All plants designed for peak load purposes and are automatically operated.

Schedule Page: 403.3 Line No.: -1 Column: e

All plants designed for peak load purposes and are automatically operated.

Schedule Page: 403.3 Line No.: -1 Column: f

All plants designed for peak load purposes and are automatically operated.

Schedule Page: 402.4 Line No.: -1 Column: b

All plants designed for peak load purposes and are automatically operated.

Schedule Page: 402.4 Line No.: -1 Column: c

All plants designed for peak load purposes and are automatically operated.

Schedule Page: 403.4 Line No.: -1 Column: d

All plants designed for peak load purposes and are automatically operated.

Schedule Page: 403.4 Line No.: -1 Column: e

All plants designed for peak load purposes and are automatically operated.

Schedule Page: 403.4 Line No.: -1 Column: f

All plants designed for peak load purposes and are automatically operated.

Schedule Page: 402.5 Line No.: -1 Column: b

All plants designed for peak load purposes and are automatically operated.

Schedule Page: 402.5 Line No.: -1 Column: c

All plants designed for peak load purposes and are automatically operated.

Schedule Page: 402 Line No.: 43 Column: b3

The average cost of fuel burned per KWH of net generation is combined for all fuel types burned.

Schedule Page: 402 Line No.: 43 Column: c3

The average cost of fuel burned per KWH of net generation is combined for all fuel types burned.

Schedule Page: 402 Line No.: 43 Column: e3

The average cost of fuel burned per KWH of net generation is combined for all fuel types burned.

Schedule Page: 402 Line No.: 43 Column: f3

The average cost of fuel burned per KWH of net generation is combined for all fuel types burned.

Schedule Page: 402 Line No.: 44 Column: b3

The average BTU per KWH of net generation is combined for all fuel types.

Schedule Page: 402 Line No.: 44 Column: c3

The average BTU per KWH of net generation is combined for all fuel types.

Schedule Page: 402 Line No.: 44 Column: e3

Name of Respondent DTE Electric Company	This Report is: (1) <input checked="" type="checkbox"/> An Original (2) <input type="checkbox"/> A Resubmission	Date of Report (Mo, Da, Yr) / /	Year/Period of Report 2018/Q4
FOOTNOTE DATA			

The average BTU per KWH of net generation is combined for all fuel types.

Schedule Page: 402 Line No.: 44 Column: f3

The average BTU per KWH of net generation is combined for all fuel types.

Schedule Page: 402.1 Line No.: 43 Column: b3

The average cost of fuel burned per KWH of net generation is combined for all fuel types burned.

Schedule Page: 402.1 Line No.: 43 Column: c3

The average cost of fuel burned per KWH of net generation is combined for all fuel types burned.

Schedule Page: 402.1 Line No.: 43 Column: d3

The average cost of fuel burned per KWH of net generation is combined for all fuel types burned.

Schedule Page: 402.1 Line No.: 44 Column: b3

The average BTU per KWH of net generation is combined for all fuel types.

Schedule Page: 402.1 Line No.: 44 Column: c3

The average BTU per KWH of net generation is combined for all fuel types.

Schedule Page: 402.1 Line No.: 44 Column: d3

The average BTU per KWH of net generation is combined for all fuel types.

BLANK PAGE

Name of Respondent DTE Electric Company	This Report Is: (1) <input checked="" type="checkbox"/> An Original (2) <input type="checkbox"/> A Resubmission	Date of Report (Mo, Da, Yr) / /	Year/Period of Report End of <u>2018/Q4</u>
--	---	---------------------------------------	--

PUMPED STORAGE GENERATING PLANT STATISTICS (Large Plants)

1. Large plants and pumped storage plants of 10,000 Kw or more of installed capacity (name plate ratings)
2. If any plant is leased, operating under a license from the Federal Energy Regulatory Commission, or operated as a joint facility, indicate such facts in a footnote. Give project number.
3. If net peak demand for 60 minutes is not available, give the which is available, specifying period.
4. If a group of employees attends more than one generating plant, report on line 8 the approximate average number of employees assignable to each plant.
5. The items under Cost of Plant represent accounts or combinations of accounts prescribed by the Uniform System of Accounts. Production Expenses do not include Purchased Power System Control and Load Dispatching, and Other Expenses classified as "Other Power Supply Expenses."

Line No.	Item (a)	FERC Licensed Project No. Plant Name: (b)	2680 Ludington (Total)
1	Type of Plant Construction (Conventional or Outdoor)		Conventional
2	Year Originally Constructed		1973
3	Year Last Unit was Installed		1973
4	Total installed cap (Gen name plate Rating in MW)		2,207
5	Net Peak Demand on Plant-Megawatts (60 minutes)		1,741
6	Plant Hours Connect to Load While Generating		3,783
7	Net Plant Capability (in megawatts)		2,004
8	Average Number of Employees		41
9	Generation, Exclusive of Plant Use - Kwh		1,782,563,000
10	Energy Used for Pumping		2,481,018,000
11	Net Output for Load (line 9 - line 10) - Kwh		-698,455,000
12	Cost of Plant		
13	Land and Land Rights		3,316,795
14	Structures and Improvements		62,264,794
15	Reservoirs, Dams, and Waterways		216,000,202
16	Water Wheels, Turbines, and Generators		422,730,084
17	Accessory Electric Equipment		95,967,221
18	Miscellaneous Powerplant Equipment		17,591,070
19	Roads, Railroads, and Bridges		3,366,933
20	Asset Retirement Costs		
21	Total cost (total 13 thru 20)		821,237,099
22	Cost per KW of installed cap (line 21 / 4)		372.1056
23	Production Expenses		
24	Operation Supervision and Engineering		
25	Water for Power		
26	Pumped Storage Expenses		
27	Electric Expenses		
28	Misc Pumped Storage Power generation Expenses		
29	Rents		
30	Maintenance Supervision and Engineering		
31	Maintenance of Structures		
32	Maintenance of Reservoirs, Dams, and Waterways		
33	Maintenance of Electric Plant		
34	Maintenance of Misc Pumped Storage Plant		
35	Production Exp Before Pumping Exp (24 thru 34)		
36	Pumping Expenses		
37	Total Production Exp (total 35 and 36)		
38	Expenses per KWh (line 37 / 9)		

Name of Respondent DTE Electric Company	This Report Is: (1) <input checked="" type="checkbox"/> An Original (2) <input type="checkbox"/> A Resubmission	Date of Report (Mo, Da, Yr) / /	Year/Period of Report End of 2018/Q4
--	---	---------------------------------------	---

PUMPED STORAGE GENERATING PLANT STATISTICS (Large Plants) (Continued)

6. Pumping energy (Line 10) is that energy measured as input to the plant for pumping purposes.
7. Include on Line 36 the cost of energy used in pumping into the storage reservoir. When this item cannot be accurately computed leave Lines 36, 37 and 38 blank and describe at the bottom of the schedule the company's principal sources of pumping power, the estimated amounts of energy from each station or other source that individually provides more than 10 percent of the total energy used for pumping, and production expenses per net MWH as reported herein for each source described. Group together stations and other resources which individually provide less than 10 percent of total pumping energy. If contracts are made with others to purchase power for pumping, give the supplier contract number, and date of contract.

FERC Licensed Project No. Plant Name: (c)	2680 Ludington (DTE%)	FERC Licensed Project No. Plant Name: (d)	0	FERC Licensed Project No. Plant Name: (e)	0	Line No.
	Conventional					1
	1973					2
	1973					3
	1,081					4
	853					5
	1,854					6
	982					7
	41					8
	973,154,528					9
	1,345,529,441					10
	-372,374,913					11
						12
	3,190,436					13
	32,965,248					14
	118,587,497					15
	256,271,612					16
	44,319,329					17
	9,377,524					18
	1,862,785					19
						20
	466,574,431					21
	431.6137					22
						23
						24
						25
						26
						27
						28
						29
						30
						31
						32
						33
						34
						35
	34,036,462					36
	34,036,462					37
	0.0350					38

Name of Respondent	This Report is: (1) <input checked="" type="checkbox"/> An Original (2) <input type="checkbox"/> A Resubmission	Date of Report (Mo, Da, Yr) / /	Year/Period of Report 2018/Q4
DTE Electric Company			
FOOTNOTE DATA			

Schedule Page: 408 Line No.: -1 Column: c

DTE Electric Company and the Consumer Energy Company, a nonassociated company, are co-owners, as tenants in common, of the Ludington Pumped Storage Plant. DTE Electric Company holds a 49% undivided interest and Consumer Energy Company holds a 51% undivided interest. A license for Project No 2680 has been issued by the Federal Power Commission to the two companies as joint licensees. The project includes the pumped storage plant, substation and certain transmission facilities. Consumer Energy Company is the operator of the plant and is responsible for operation and maintenance, except that operating agreement specifies that mutual agreement be sought on major operation and maintenance matters pertaining to the plant. Consumer Energy Company and DTE Electric Company are entitled to 51% and 49%, respectively, of the generating capability and energy output of the plant with pumping energy being supplied in the same percentages. Operation, maintenance and other expenses of the project are shared by Consumer Energy Company and DTE Electric Company, 51% and 49%, respectively. Expense accounts affected are hydraulic power generation operation and maintenance accounts, transmission operation and maintenance accounts, certain administrative and general operation accounts and general tax accounts.

BLANK PAGE

Name of Respondent DTE Electric Company	This Report Is: (1) <input checked="" type="checkbox"/> An Original (2) <input type="checkbox"/> A Resubmission	Date of Report (Mo, Da, Yr) / /	Year/Period of Report End of 2018/Q4
--	---	---------------------------------------	---

GENERATING PLANT STATISTICS (Small Plants)

1. Small generating plants are steam plants of, less than 25,000 Kw; internal combustion and gas turbine-plants, conventional hydro plants and pumped storage plants of less than 10,000 Kw installed capacity (name plate rating). 2. Designate any plant leased from others, operated under a license from the Federal Energy Regulatory Commission, or operated as a joint facility, and give a concise statement of the facts in a footnote. If licensed project, give project number in footnote.

Line No.	Name of Plant (a)	Year Orig. Const. (b)	Installed Capacity Name Plate Rating (In MW) (c)	Net Peak Demand MW (60 min.) (d)	Net Generation Excluding Plant Use (e)	Cost of Plant (f)
1	SOLAR ARRAY					
2	SCIO Solar Array (Scio Twp)	2010	0.06		67	1,056,389
3	Blue Cross Blue Shield Solar (Detroit)	2011	0.20		224	1,280,365
4	Monroe County Community Solar (Monroe)	2011	0.50		580	1,416,415
5	Ford Solar Array (Wayne)	2011	0.50		539	2,415,913
6	Training and Development Center Solar (Westland)	2011	0.38		430	1,883,542
7	General Motors Solar Array (Hamtramck)	2011	0.50		485	2,854,803
8	DTE Headquarters (DECo Project #3)	2012	0.08		61	943,978
9	Mercy High School (Farmington Hills)	2012	0.38		388	2,253,796
10	Warren Consolidated Schools (Sterling Heights)	2012	0.19		157	1,358,581
11	General Motors Orion Assembly (Orion Twp)	2012	0.30		380	1,639,547
12	Huron Clinton Indian Springs Metro (White Lake)	2012	0.50		555	1,926,723
13	Wil-Le Farms (Bad Axe)	2012	0.48		551	2,023,310
14	Immaculate House of Mary (Monroe)	2012	0.50		540	2,138,538
15	University of Michigan - North Campus Center	2012	0.43		493	2,364,767
16	University of Michigan - Institute of Science	2013	0.24		278	1,946,758
17	Riopelle Farms (Harbor Beach)	2013	0.50		515	2,415,665
18	St. Clair RESA (Marysville)	2013	0.50		634	2,736,445
19	Leipprandt Orchards (Pigeon)	2013	0.50		616	2,520,176
20	Hartland Schools (Hartland)	2013	0.44		501	2,206,626
21	McPhail (Wixom)	2014	0.75		920	3,807,828
22	Dominos Farm	2015	1.00		1,308	5,869,747
23	Thumb Electric Cooperative	2015	0.60		760	3,950,470
24	Ford World Headquarters	2015	0.75		779	5,605,365
25	Ashley (Romulus)	2015	0.68		832	2,826,877
26	Brownstown (Taylor)	2016	0.50		607	2,001,531
27	Greenwood Energy Center	2016	1.39		2,234	4,829,017
28	Ypsilanti	2016	0.67		1,022	3,159,802
29	General Motors - Warren	2016	0.74		1,025	2,602,203
30	Demille (Lapeer)	2017	28.56		39,708	60,304,889
31	Turrill (Lapeer)	2017	19.72		26,497	40,915,768
32	O'Shea (Detroit)	2017	2.04		2,913	5,804,948
33						
34						
35	WIND					
36	Gratiot Wind Park (Breckinridge)	2011	102.40		239,921	249,398,309
37	Thumb Wind Park (Minden)	2012	32.00		108,379	79,601,601
38	Thumb Wind Park (Sigel)	2012	64.00		249,826	150,564,258
39	Thumb Wind Park (McKinley)	2012	14.40		51,885	37,506,800
40	Echo Wind Park		163.00		564,493	373,606,489
41	Brookfield Wind Park	2014	74.80		251,139	166,806,172
42						
43						
44						
45						
46						

Name of Respondent DTE Electric Company	This Report Is: (1) <input checked="" type="checkbox"/> An Original (2) <input type="checkbox"/> A Resubmission	Date of Report (Mo, Da, Yr) / /	Year/Period of Report End of 2018/Q4
--	---	---------------------------------------	---

GENERATING PLANT STATISTICS (Small Plants) (Continued)

3. List plants appropriately under subheadings for steam, hydro, nuclear, internal combustion and gas turbine plants. For nuclear, see instruction 11, Page 403. 4. If net peak demand for 60 minutes is not available, give the which is available, specifying period. 5. If any plant is equipped with combinations of steam, hydro internal combustion or gas turbine equipment, report each as a separate plant. However, if the exhaust heat from the gas turbine is utilized in a steam turbine regenerative feed water cycle, or for preheated combustion air in a boiler, report as one plant.

Plant Cost (Incl Asset Retire. Costs) Per MW (g)	Operation Exc'l. Fuel (h)	Production Expenses		Kind of Fuel (k)	Fuel Costs (in cents per Million Btu) (l)	Line No.
		Fuel (i)	Maintenance (j)			
						1
18,864,086			3,221	Solar		2
6,401,823			7,251	Solar		3
2,832,829			16,300	Solar		4
4,831,826			15,432	Solar		5
4,959,300			12,294	Solar		6
5,709,607			14,288	Solar		7
11,706,071			3,095	Solar		8
6,010,122			11,605	Solar		9
7,188,261			5,832	Solar		10
5,465,157			11,058	Solar		11
3,892,370			15,771	Solar		12
4,181,776			15,686	Solar		13
4,277,076			15,453	Solar		14
5,493,709			14,458	Solar		15
8,064,450			8,973	Solar		16
4,802,515			14,724	Solar		17
5,440,248			17,443	Solar		18
5,010,290			17,062	Solar		19
4,971,222			14,627	Solar		20
5,077,104			24,759	Solar		21
5,869,747			34,234	Solar		22
6,551,360			20,415	Solar		23
7,473,820			21,924	Solar		24
4,132,861			22,563	Solar		25
4,003,061			16,872	Solar		26
3,469,121			55,816	Solar		27
4,702,086			26,526	Solar		28
3,497,584			26,167	Solar		29
2,111,516			582,086	Solar		30
2,074,836			852,860	Solar		31
2,845,563			71,273	Solar		32
						33
						34
						35
2,435,530			5,976,634	Wind		36
2,487,550			1,223,035	Wind		37
2,352,567			1,623,539	Wind		38
2,604,639			1,065,131	Wind		39
2,292,064			3,451,996	Wind		40
2,230,029			1,103,460	Wind		41
						42
						43
						44
						45
						46

Name of Respondent	This Report is:	Date of Report (Mo, Da, Yr)	Year/Period of Report
DTE Electric Company	(1) <input checked="" type="checkbox"/> An Original (2) <input type="checkbox"/> A Resubmission	/ /	2018/Q4
FOOTNOTE DATA			

Schedule Page: 410 Line No.: 40 Column: b

Echo Wind Park was placed in service in 2014 and includes costs for Pinnebog Wind Park which was placed in service in 2016.

Installed Capacity (in MW):

Echo Wind Park = 112.00

Pinnebog Wind Park = 51.00

Total = 163.00

Name of Respondent DTE Electric Company	This Report Is: (1) <input checked="" type="checkbox"/> An Original (2) <input type="checkbox"/> A Resubmission	Date of Report (Mo, Da, Yr)	Year of Report 2018/Q4
--	---	--------------------------------	---------------------------

CHANGES MADE OR SCHEDULED TO BE MADE IN GENERATING PLANT CAPACITIES

Give below the information called for concerning changes in electric generating plant capacities during the year.

A. Generating Plants or Units Dismantled, Remove from Service, Sold, or Leased to Others During Year

1. State in column (b) whether dismantled, removed from service, sold, or leased to another. Plants removed from service include those not maintained for regular or emergency service.

2. In column (f), give date dismantled, removed from service, sold, or leased to another. Designate complete plants as such.

Line No.	Name of Plant (a)	Disposition (b)	Installed Capacity (in megawatts)			Date (f)	If Sold or Leased, Give Name and Address of Purchaser or Lessee (g)
			Hydro (c)	Steam (d)	(Other) (e)		
1							
2							
3							
4							
5							
6							
7							

B. Generating Units Scheduled for or Undergoing Major Modifications

Line No.	Name of Plant (a)	Character of Modification (b)	Installed Plant Capacity After Modification (in MW) (c)	Estimated Dates of Construction	
				Start (d)	Completion (e)
8	Ludington Pumped Storage	Plant Upgrade*			
9		Unit 1	386.75	2018	2019
10		Unit 3	386.75	2019	2020
11		Unit 6	386.75	2017	2018
12					
13					
14		*Note: Ludington is jointly owned by DTE Electric Company (49%) and Consumers Energy Company (51%). Each company will receive their pro-rata portion of the incremental capacity from the upgrade.			

C. New Generating Plants Scheduled for or Under Construction

Line No.	Plant Name & Location (a)	TYPE (Hydro, pumped storage, steam, internal comb., gas-turbine, nuclear, wind, solar, biomass, etc.) (b)	Installed Capacity (in megawatts)		Estimated Dates of Construction	
			Initial (c)	Ultimate (d)	Start (e)	Completion (f)
15	Pine River (Pine River, Bethany, and Coe Townships)	Wind	161.3	161.3	April 2018	March 2019
16	Polaris (Lafayette, Hamilton, & North Star Townships)	Wind	168.6	168.6	April 2019	March 2020
17	Blue Water Energy Center (East China Township)	Combined Cycle	1169	1169	August 2018	April 2022
18	Dearborn Energy Center (City of Dearborn)	Combined Cycle	35	35	April 2018	December 2019
19						
20						
21						

D. New Units in Existing Plants Scheduled for or Under Construction

Line No.	Plant Name & Location (a)	TYPE (Hydro, pumped storage, steam, internal comb., gas-turbine, nuclear, wind, solar, biomass, etc.) (b)	Unit (c)	Size of Unit (in megawatts) (d)	Estimated Dates of Construction	
					Start (e)	Completion (f)
22						
23						
24						
25						
26						
27						
28						

Name of Respondent DTE Electric Company	This Report Is: (1) <input checked="" type="checkbox"/> An Original (2) <input type="checkbox"/> A Resubmission	Date of Report (Mo, Da, Yr)	Year of Report 2018/Q4
--	---	--------------------------------	---------------------------

STEAM ELECTRIC GENERATING PLANTS

- | | |
|--|---|
| <p>1. Include on this page steam-electric plants of 25,000 Kw (name plate rating) or more of installed capacity.</p> <p>2. Report the information called for concerning generating plants and equipment at year end. Show unit type Installation, boiler, and turbine-generator on same line.</p> <p>3. Exclude plant, the book cost of which is located in Account 121, <i>Nonutility Property</i>.</p> <p>4. Designate any generating plant or portion thereof for which the respondent is not the sole owner. If such property is leased from another company give name of lessor, date and term of lease, and annual rent. For any generating plant, other than a leased plant or portion thereof for which the respondent is not the sole</p> | <p>owner but which the respondent operates or share in the of, furnish a succinct statement explaining the arrangement and giving details as to such matters as percent ownership by respondent, name of co-owner, basis of sharing output, expenses or revenues, and how expenses and/or revenues are accounted for and accounts affected. Specify if lessor, co-owner, or other party is an associated company.</p> <p>5. Designate any generating plant or portion thereof leased to another company and give name of lessee, date and term of lease and annual rent, and how determined. Specify whether lessee is an associated company.</p> <p>6. Designate any plant or equipment owned, not</p> |
|--|---|

Line No.	Name of Plant (a)	Location of Plant (b)	BOILERS (Include both ratings for the boiler and the turbine-generator or dual-rated installations)				
			Number and Year Installed (c)	Kind of Fuel And Method of Firing (3) (d)	Rated Pressure (In psig) (e)	Rated Steam Temp. (Indicate reheat boilers as 1050/1000) (f)	Rated Max. Continuous M lbs. Steam per Hour (g)
1	Trenton Channel	Trenton, MI	1/1968	O, P	2520/521	1000/1000	3,580
2							
3							
4							
5							
6							
7							
8	St. Clair	East China Twp., MI	3/1953-1954	NG,O,P	1800/330	1000/1000	1,070
9							
10							
11							
12							
13							
14			1/1961	NG,P	2450/516	1050/1000	2,100
15							
16			1/1969	O, P	2520/517	1000/1000	3,554
17							
18							
19							
20							
21							
22							
23							
24							
25							
26							
27							
28							
29							
30							

Name of Respondent	This Report Is:	Date of Report	Year of Report
DTE Electric Company	(1) <input checked="" type="checkbox"/> An Original (2) <input type="checkbox"/> A Resubmission	(Mo, Da, Yr)	2018/Q4

STEAM ELECTRIC GENERATING PLANTS (Continued)

operated, and not leased to another company. If such plant or equipment was not operated within the past year, explain whether it has been retired in the books of account or what disposition of the plant or equipment

and its book cost are contemplated.
7. Report gas-turbines operated in a combined cycle with a conventional steam unit with its associated steam unit.

Turbine-Generators <i>(Report cross-compound turbine generator units on two lines-H.P. section and I.P. section. Designate units with shaft connected boiler feed pumps. Give capacity rating of pumps in terms of full load requirements.)</i>												Line No.
Year Installed	TURBINES <i>Include both ratings for boiler and turbine-generator of dual-rated installations</i>				NAME PLATE Rating in Kw		GENERATORS			Plant Capacity Maximum Generator Name Plate Rating (Should agree with column (n))		
	Max. Rating Mega-Watt	Type <i>(Indicate tandem-compound (TC); cross compound (CC) single casing (SC); topping unit (T); and non-condensing (NC) Show back pressures)</i>	Steam Pressure at Throttle psig.	RPM	At Minimum Hydrogen Pressure	At Max. Hydrogen Pressure <i>(Include both ratings for the boiler and the turbine-generator of dual-rated installations)</i>	Hydrogen Pressure <i>(Designate air cooled generators)</i>		Power Factor		Voltage (in MV) <i>(If other than 3 phase, 60 cycle indicate other characteristic)</i>	
							Min.	Max.				
(h)	(i)	(j)	(k)	(l)	(m)	(n)	(o)	(p)	(q)	(r)	(s)	
1968	520	TC	2,400	3,600	(2)	535,500	(2)	45.0	.90	22.0	535,500	1
											=====	2
												3
												4
												5
												6
												7
1953	158	CC	1,800	3,600HP	35,000	43,750	0.5	30.0	.80	15.5	43,750	8
				1,800LP	100,000	125,000	0.5	30.0	.80	15.5	125,000	9
1953	162	CC	1,800	3,600HP	35,000	37,800	0.5	15.0	.80	15.5	37,800	10
				1,800LP	101,000	118,450	0.5	15.0	.80	15.5	118,450	11
1954	168	CC	1,800	3,600HP	35,000	37,800	0.5	15.0	.80	15.5	37,800	12
				1,800LP	101,000	118,450	0.5	15.0	.80	15.5	118,450	13
1961	320	CC	2,400	3,600HP	(2)	194,013	(2)	45.0	.85	18.0	194,013	14
				1,800LP	(2)	158,737	(2)	45.0	.85	18.0	158,737	15
1969	450	TC	2,401	3,600	(2)	544,500	(2)	60.0	.90	18.0	544,500	16
												17
											1,378,500	18
											=====	19
												20
												21
												22
												23
												24
												25
												26
												27
												28
												29
												30

Name of Respondent DTE Electric Company	This Report Is: (1) <input checked="" type="checkbox"/> An Original (2) <input type="checkbox"/> A Resubmission	Date of Report (Mo, Da, Yr)	Year of Report 2018/Q4
--	---	--------------------------------	---------------------------

STEAM ELECTRIC GENERATING PLANTS (Continued)

- | | |
|--|---|
| <p>1. Include on this page steam-electric plants of 25,000 Kw (name plate rating) or more of installed capacity.</p> <p>2. Report the information called for concerning generating plants and equipment at year end. Show unit type Installation, boiler, and turbine-generator on same line.</p> <p>3. Exclude plant, the book cost of which is located in Account 121, <i>Nonutility Property</i>.</p> <p>4. Designate any generating plant or portion thereof for which the respondent is not the sole owner. If such property is leased from another company give name of lessor, date and term of lease, and annual rent. For any generating plant, other than a leased plant or portion thereof for which the respondent is not the sole</p> | <p>owner but which the respondent operates or share in the of, furnish a succinct statement explaining the arrangement and giving details as to such matters as percent ownership by respondent, name of co-owner, basis of sharing output, expenses or revenues, and how expenses and/or revenues are accounted for and accounts affected. Specify if lessor, co-owner, or other party is an associated company.</p> <p>5. Designate any generating plant or portion thereof leased to another company and give name of lessee, date and term of lease and annual rent, and how determined. Specify whether lessee is an associated company.</p> <p>6. Designate any plant or equipment owned, not</p> |
|--|---|

Line No.	Name of Plant (a)	Location of Plant (b)	BOILERS (Include both ratings for the boiler and the turbine-generator or dual-rated installations)				
			Number and Year Installed (c)	Kind of Fuel And Method of Firing (3) (d)	Rated Pressure (In psig) (e)	Rated Steam Temp. (Indicate reheat boilers as 1050/1000) (f)	Rated Max. Continuous M lbs. Steam per Hour (g)
1	Monroe	Monroe, MI	1/1971	O,P, PC	3800/740	1006/1002	5,718
2			1/1973	O,P, PC	3800/737	1006/1002	5,718
3			1/1973	O,P,PC	3800/737	1006/1002	5,718
4			1/1974	O,P,PC	3800/740	1006/1002	5,718
5							
6							
7							
8	River Rouge	River Rouge, MI	1/1958	BFG, COG, NG, P	2400/498	1050/1000	2,000
9							
10							
11							
12							
13							
14							
15							
16							
17							
18	Greenwood	Greenwood Twp., MI	1/1979	NG,O	2,520	1005/1005	5,500
19							
20							
21	Belle River (1)	East China Twp., MI	1/1984	O,P	2,520	1005/1005	4,550
22			1/1985	O,P	2,520	1005/1005	4,550
23							
24							
25							
26							
27	Fermi 2	Frenchtown Twp., MI	1/1988	N	1,000	545/531	15,163
28							
29							
30							
31							
32							
33							

Name of Respondent	This Report Is:	Date of Report	Year of Report
DTE Electric Company	(1) <input checked="" type="checkbox"/> An Original (2) <input type="checkbox"/> A Resubmission	(Mo, Da, Yr)	2018/Q4

STEAM ELECTRIC GENERATING PLANTS (Continued)

operated, and not leased to another company. If such plant or equipment was not operated within the past year, explain whether it has been retired in the books of account or what disposition of the plant or equipment

and its book cost are contemplated.
7. Report gas-turbines operated in a combined cycle with a conventional steam unit with its associated steam unit.

Turbine-Generators <i>(Report cross-compound turbine generator units on two lines-H.P. section and I.P. section. Designate units with shaft connected boiler feed pumps. Give capacity rating of pumps in terms of full load requirements.)</i>													Line No.
Year Installed	TURBINES <i>Include both ratings for boiler and turbine-generator of dual-rated installations</i>				GENERATORS NAME PLATE Rating in Kw							Plant Capacity Maximum Generator Name Plate Rating (Should agree with column (n))	
	Max. Rating Mega-Watt	Type <small>(Indicate tandem-compound (TC); cross compound (CC) single casing (SC); topping unit (T); and non-condensing (NC) Show back pressures)</small>	Steam Pressure at Throttle psig.	RPM	At Minimum Hydrogen Pressure	At Max. Hydrogen Pressure <small>(Include both ratings for the boiler and the turbine-generator of dual-rated installations)</small>	Hydrogen Pressure <i>(Designate air cooled generators)</i>		Power Factor	Voltage (in MV) <small>(If other than 3 phase, 60 cycle indicate other characteristic)</small>			
							Min.	Max.					
(h)	(i)	(j)	(k)	(l)	(m)	(n)	(o)	(p)	(q)	(r)	(s)		
1971	758	TC	3,800	3,600	547,524	817,200	30.0	75.0	.90	26.0	817,200	1	
1973	783	TC	3,800	3,600	(2)	822,600	(2)	75.0	.90	26.0	822,600	2	
1973	783	TC	3,800	3,600	(2)	822,600	(2)	75.0	.90	26.0	822,600	3	
1974	762	TC	3,800	3,600	547,524	817,200	30.0	75.0	.90	26.0	817,200	4	
											-----	5	
											3,279,600	6	
											=====	7	
1958	280	CC	2,400	3,600HP	175,500	199,431	30.0	45.0	.85	18.0	199,431	8	
				1,800LP	146,000	158,692	15.0	30.0	.85	18.0	158,692	9	
												10	
												11	
												12	
												13	
												14	
											358,123	15	
											=====	16	
												17	
1979	785	TC	2,520	3,600	(2)	815,400	(2)	75.0	.90	26.0	815,400	18	
											=====	19	
												20	
1984	635	TC	2,520	3,600	(2)	697,500	(2)	75.0	.90	26.0	697,500	21	
1985	635	TC	2,520	3,600	(2)	697,500	(2)	75.0	.90	26.0	697,500	22	
												23	
											1,395,000	24	
											=====	25	
												26	
1988	1161	TC	1,000	1,800	(2)	1,217,000	60.0	75.0	.90	22.0	1,217,000	27	
											=====	28	
												29	
												30	
												31	
												32	
												33	

Name of Respondent DTE Electric Company	This Report Is: (1) <input checked="" type="checkbox"/> An Original (2) <input type="checkbox"/> A Resubmission	Date of Report (Mo, Da, Yr)	Year of Report 2018/Q4
--	---	--------------------------------	---------------------------

STEAM ELECTRIC GENERATING PLANTS (Continued)

- | | |
|--|---|
| <p>1. Include on this page steam-electric plants of 25,000 Kw (name plate rating) or more of installed capacity.</p> <p>2. Report the information called for concerning generating plants and equipment at year end. Show unit type Installation, boiler, and turbine-generator on same line.</p> <p>3. Exclude plant, the book cost of which is located in Account 121, <i>Nonutility Property</i>.</p> <p>4. Designate any generating plant or portion thereof for which the respondent is not the sole owner. If such property is leased from another company give name of lessor, date and term of lease, and annual rent. For any generating plant, other than a leased plant or portion thereof for which the respondent is not the sole</p> | <p>owner but which the respondent operates or share in the of, furnish a succinct statement explaining the arrangement and giving details as to such matters as percent ownership by respondent, name of co-owner, basis of sharing output, expenses or revenues, and how expenses and/or revenues are accounted for and accounts affected. Specify if lessor, co-owner, or other party is an associated company.</p> <p>5. Designate any generating plant or portion thereof leased to another company and give name of lessee, date and term of lease and annual rent, and how determined. Specify whether lessee is an associated company.</p> <p>6. Designate any plant or equipment owned, not</p> |
|--|---|

Line No.	Name of Plant (a)	Location of Plant (b)	BOILERS <i>(Include both ratings for the boiler and the turbine-generator or dual-rated installations)</i>				
			Number and Year Installed (c)	Kind of Fuel And Method of Firing (3) (d)	Rated Pressure (In psig) (e)	Rated Steam Temp. <i>(Indicate reheat boilers as 1050/1000)</i> (f)	Rated Max. Continuous M lbs. Steam per Hour (g)

1	The following notes refer to pages 413A through 413B.1.
2	
3	(1) The Belle River Power Plant is jointly owned with the Michigan Public Power Agency, a non-associated entity. DTE Electric's
4	ownership interest is 81.39% of the plant's capacity and energy output, and the same percentage of the plant's operation, maintenance
5	expenses, and capital improvement costs. Expense accounts affected are steam power generation operation and maintenance
6	accounts, administrative and general operation accounts, and taxes other than income taxes. Refer to Note 7 of the Notes to
7	Consolidated Financial Statements in the 2018 Form 10-K.
8	(2) Name plates do not include minimum hydrogen pressure on corresponding ratings.
9	(3) Kind of Fuel
10	P Pulverized Coal
11	O Oil
12	NG Natural Gas
13	PC Petroleum Coke
14	COG Coke Oven Gas
15	BFG Blast Furnace Gas
16	N Nuclear
17	
18	
19	
20	
21	
22	
23	
24	
25	
26	
27	
28	
29	
30	
31	
32	
33	

Name of Respondent DTE Electric Company	This Report Is: (1) <input checked="" type="checkbox"/> An Original (2) <input type="checkbox"/> A Resubmission	Date of Report (Mo, Da, Yr)	Year of Report 2018/Q4
--	---	--------------------------------	---------------------------

PUMPED STORAGE GENERATING PLANTS

- | | |
|--|---|
| <p>1. Include in this schedule pumped storage plants of 10,000 Kw (name-plate rating) or more of installed capacity.</p> <p>2. Report the information called for concerning generating plants and equipment at year end. Show associated prime movers and generators on the same line.</p> | <p>3. Exclude from this schedule the book cost of plant included in Account 121, Nonutility Property.</p> <p>4. Designate any plant or portion thereof for which the respondent is not the sole owner. If such property is leased from another company, give name of lessor, date and term of lease, and annual rent. For any</p> |
|--|---|

Line No.	Name of Plant	Location	Name of Stream	Water Wheels of Hydraulic Turbines/Pumps (In column (e), indicate whether horizontal or vertical or inclined. Also indicate type of runner- Francis (F), fixed propeller (FP), automatically adjustable propeller (AP), Impulse (I), or Tubular (T). Designate reversible type units by appropriate footnote)				
				Attended or Unattended	Type of Unit	Year Installed	Gross Static Head with Pond Full	Design Head
	(a)	(b)	(c)	(d)	(e)	(f)	(g) (3)	(h)
1	Ludington (1)	Ludington	Lake Michigan	Attended	Vert F (2)	1973	360.9'	353'
2					Vert F	1973	360.9'	353'
3					Vert F	1973	360.9'	353'
4					Vert F	1973	360.9'	353'
5					Vert F	1973	360.9'	353'
6					Vert F	1973	360.9'	353'
7					Vert F	1973	360.9'	353'
8	(1) DTE Electric Company and the Consumers Energy Company, a nonassociated company, are co-owners, as tenants in common, of the Ludington Pumped Storage Plant. DTE Electric Company holds a 49% undivided interest and Consumers Energy Company holds a 51% undivided interest. A license for Project No 2680 has been issued by the Federal Power Commission to the two companies as joint licensees. The project includes the pumped storage plant, substation and certain transmission facilities. Consumers Energy Company is the operator of the plant and is responsible for operation and maintenance, except that operating agreement specifies that mutual agreement be sought on major operation and maintenance matters pertaining to the plant. Consumers Energy Company and DTE Electric Company are entitled to 51% and 49%, respectively, of the generating capability and energy output of the plant with pumping energy being supplied in the same percentages. Operation, maintenance and other expenses of the project are shared by Consumers Energy Company and DTE Electric Company, 51% and 49%, respectively. Expense accounts affected are hydraulic power generation operation and maintenance accounts, transmission operation and maintenance accounts, certain administrative and general operation accounts and general tax accounts.							
9								
10								
11								
12								
13								
14								
15								
16								
17								
18								
19								
20								
21								
22	(2) All units are reversible pump/turbines.							
23								
24	(3) Gross Static Head pond full with average lake level for 2018 of 581.11'.							
25								
26								
27								
28								
29								
30								
31								
32								
33								
34								
35								
36								
37								
38								

Name of Respondent DTE Electric Company	This Report Is: (1) <input checked="" type="checkbox"/> An Original (2) <input type="checkbox"/> A Resubmission	Date of Report (Mo, Da, Yr)	Year of Report 2018/Q4
--	---	--------------------------------	---------------------------

PUMPED STORAGE GENERATING PLANTS (Continued)

generating plant, other than a leased plant, or portion thereof, for which the respondent shares in the operation of, furnish a concise statement explaining the arrangement and giving particulars as to such matters as percent ownership by respondent, name of co-owner, basis of sharing output, expenses, or revenues, and how expenses and/or revenues are accounted for and accounts affected. Specify if lessor, co-owner, or other party is an associated company.

SEPARATE MOTOR-DRIVEN PUMPS

RPM <i>(Designate whether turbine or pump)</i> (i)	Maximum Hp Capacity of Unit at Design Head (j)	Year Installed (k)	Type (l)	RPM (m)	Phase (n)	Frequency or dc (o)	NAME PLATE RATING IN		
							Hp (p)	MV's (q)	Line No.
None									1
									2
									3
									4
									5
									6
									7
									8
									9
									10
									11
									12
									13
									14
									15
									16
									17
									18
									19
									20
									21
									22
									23
									24
									25
									26
									27
									28
									29
									30
									31
									32
									33
									34
									35
									36
									37
									38

Name of Respondent DTE Electric Company	This Report Is: (1) <input checked="" type="checkbox"/> An Original (2) <input type="checkbox"/> A Resubmission	Date of Report (Mo, Da, Yr)	Year of Report 2018/Q4
--	---	--------------------------------	---------------------------

PUMPED STORAGE GENERATING PLANTS (Continued)

5. Designate any plant or portion thereof leased to another company and give name of lessee, date and term of lease and annual rent and how determined. Specify whether lessee is an associated company.

6. Designate any plant or equipment owned, not operated, and not leased to another company. If such plant or equipment was not operated within the past year, explain whether it has been retired in the books of account or what disposition of the plant or contemplated. Equipment and its book cost are contemplated.

GENERATORS OR GENERATOR/MOTORS
(In Column (v), designate whether generator or motor)

Line No.	Year Installed (r)	Voltage (s)	Phase (t)	Frequency or dc (u)	Nameplate Rating of Unit (In megawatts) (Designate whether MVA, MW, or Hp; indicate power factor) (v)	Number of Units in plant (w)	Total Installed Generating Capacity (Nameplate Ratings) (In megawatts) (x)
1	1973	20.0	3	60 Hz	Generator 329.8 MW 0.85 Power Factor	2	660
2							
3							1,547
4							
5							1,547
6	1973	20.0	3	60 Hz	Generator 386.75 MW 0.85 Power Factor	4	
7							1,547
8							
9							1,547
10							
11							1,547
12							
13							1,547
14							
15							1,547
16							
17							1,547
18							
19							1,547
20							
21							1,547
22							
23							1,547
24							
25							1,547
26							
27							1,547
28							
29							1,547
30							
31							1,547
32							
33							1,547
34							
35							1,547
36							
37							1,547
38							

Name of Respondent DTE Electric Company	This Report Is: (1) <input checked="" type="checkbox"/> An Original (2) <input type="checkbox"/> A Resubmission	Date of Report (Mo, Da, Yr)	Year of Report 2018/Q4
--	---	--------------------------------	---------------------------

INTERNAL-COMBUSTION ENGINE AND GAS-TURBINE GENERATING PLANTS

- | | |
|--|--|
| <p>1. Include on this page internal-combustion engine and gas-turbine plants of 10,000 kilowatts and more.</p> <p>2. Report the information called for concerning plants and equipment at end of year. Show associated prime movers and generators on the same line.</p> <p>3. Exclude from this page, plant, the book cost of which is included in Account 121, <i>Nonutility Property</i>.</p> | <p>4. Designate any plants or portion thereof for which the respondent is not the sole owner. If such property is leased from another company, give name of lessor, date and term of lease, and annual rent. For any generating plant other than a leased plant, or portion thereof, for which the respondent is not the sole owner but which the respondent operates or shares in the</p> |
|--|--|

Line No.	Name of Plant (a)	Location of Plant (b)	Prime Movers <i>In Column (e), indicate basic cycle for gas-turbine as open or closed; indicate basic cycle for internal-combustion as 2 or 4.</i>			
			Internal-Combustion or Gas-Turbine (c)	Year Installed (d)	Cycle (e)	Belted or Direct Connected (f)
1	Enrico Fermi	Frenchtown Township, MI	Gas Turbine	1966	Open	Direct
2	Greenwood #11	Greenwood Township, MI	Gas Turbine	1999	Open	Direct
3	Greenwood #12	Greenwood Township, MI	Gas Turbine	1999	Open	Direct
4	Hancock #11-1,2,3	Commerce Township, MI	Gas Turbine	1967	Open	Direct
5	Hancock #11-4	Commerce Township, MI	Gas Turbine	1969	Open	Direct
6	Hancock #12-1,2	Commerce Township, MI	Gas Turbine	1966-70	Open	Direct
7	Northeast #11	Warren, MI	Gas Turbine	1966-67	Open	Direct
8	Northeast #12	Warren, MI	Gas Turbine	1971	Open	Direct
9	Northeast #13	Warren, MI	Gas Turbine	1971	Open	Direct
10	St. Clair #11	East China Township, MI	Gas Turbine	1968	Open	Direct
11	Superior	Superior Township, MI	Gas Turbine	1966	Open	Direct
12	Belle River	East China Township, MI	Int. Combustion	1980	2	Direct
13	Belle River #12,13	East China Township, MI	Gas Turbine	1999	Open	Direct
14	Colfax	Handy Township, MI	Int. Combustion	1969	2	Direct
15	Monroe	Monroe, MI	Int. Combustion	1969	2	Direct
16	Oliver	Oliver Township, MI	Int. Combustion	1970	2	Direct
17	Placid	Springfield Township, MI	Int. Combustion	1970	2	Direct
18	Putnam	Mayville, MI	Int. Combustion	1971	2	Direct
19	River Rouge	River Rouge, MI	Int. Combustion	1967	2	Direct
20	Slocum	Trenton, MI	Int. Combustion	1968	2	Direct
21	Wilmot	Kingston Township, MI	Int. Combustion	1968	2	Direct
22	Delray #11	Detroit, MI	Gas Turbine	1999	Open	Direct
23	Delray #12	Detroit, MI	Gas Turbine	1999	Open	Direct
24	Dean	East China Township, MI	Gas Turbine	2002	Open	Direct
25	Renaissance	Montcalm, MI	Gas Turbine	2002-03	Open	Direct
26						
27						
28						
29						
30						
31						
32						
33						
34						
35						
36						
37						
38						
39						
40						

Name of Respondent DTE Electric Company	This Report Is: (1) <input checked="" type="checkbox"/> An Original (2) <input type="checkbox"/> A Resubmission	Date of Report (Mo, Da, Yr) 2018/Q4	Year of Report 2018/Q4
--	---	---	---------------------------

INTERNAL-COMBUSTION ENGINE AND GAS-TURBINE GENERATING PLANTS (Continued)

operation of, furnish a succinct statement explaining the arrangement and giving particulars (details) as to such matters as percent of ownership by respondent, name of co-owner, basis of sharing output, expenses or revenues, and how expenses and/or revenues are accounted for and accounts affected. Specify if lessor, co-owner, or other party is an associated company.

5. Designate any plant or portion thereof leased to another company and give name of lessee, date and term of lease and annual rent and how determined. Specify whether lessee is an associated company.

6. Designate any plant or equipment owned, not operated, and not leased to another company. If such plant or equipment was not operated within the past year, explain whether it has been retired in the books of account or what disposition of the plant or equipment and its book cost are contemplated.

Prime Movers (Continued)	Generators						Total Installed Generating Capacity (Name Plate Ratings in Mw) (n)	Line No.
	Rated Hp of Unit (g)	Year Installed (h)	Voltage (i)	Phase (j)	Frequency of d.c. (k)	Name Plate Rating of Unit (In MW) (l)		
21,456	1966	13.8 kV	3	60	16.000	4	64.000	1
114,389	1999	13.8 kV	3	60	76.000	2	152.000	2
114,389	1999	13.8 kV	3	60	85.300	1	85.300	3
25,479	1967	13.8 kV	3	60	19.000	3	57.000	4
25,479	1969	13.8 kV	3	60	19.000	1	19.000	5
56,189	1966-70	13.8 kV	3	60	41.900	2	83.800	6
21,456	1966-67	13.8 kV	3	60	16.000	4	64.000	7
26,284	1971	13.8 kV	3	60	19.600	1	19.600	8
28,564	1971	13.8 kV	3	60	21.300	2	42.600	9
24,943	1968	13.8 kV	3	60	18.600	1	18.600	10
21,456	1966	13.8 kV	3	60	16.000	4	64.000	11
3,621	1980	4.16 kV	3	60	2.500	5	12.500	12
124,715	1999	13.8 kV	3	60	85.300	3	255.900	13
3,621	1969	4.16 kV	3	60	2.600	5	13.000	14
3,621	1969	4.16 kV	3	60	2.600	5	13.000	15
3,621	1970	4.16 kV	3	60	2.600	5	13.000	16
3,621	1970	4.16 kV	3	60	2.600	5	13.000	17
3,621	1971	4.16 kV	3	60	2.600	5	13.000	18
3,889	1967	4.16 kV	3	60	2.600	4	10.400	19
3,621	1968	4.16 kV	3	60	2.600	5	13.000	20
3,621	1968	4.16 kV	3	60	2.600	5	13.000	21
98,699	1999	13.8 kV	3	60	73.600	1	73.600	22
92,128	1999	13.8 kV	3	60	80.800	1	80.800	23
116,401	2002	13.8 kV	3	60	86.800	4	347.200	24
259,890	2002-03	13.8 kV	3	60	195.500	4	782.000	25
								26
								27
								28
								29
								30
								31
								32
								33
								34
								35
								36
								37
								38
								39
								40

Name of Respondent DTE Electric Company	This Report Is: (1) <input checked="" type="checkbox"/> An Original (2) <input type="checkbox"/> A Resubmission	Date of Report (Mo, Da, Yr) / /	Year/Period of Report End of 2018/Q4
--	---	---------------------------------------	---

TRANSMISSION LINE STATISTICS

- Report information concerning transmission lines, cost of lines, and expenses for year. List each transmission line having nominal voltage of 132 kilovolts or greater. Report transmission lines below these voltages in group totals only for each voltage.
- Transmission lines include all lines covered by the definition of transmission system plant as given in the Uniform System of Accounts. Do not report substation costs and expenses on this page.
- Report data by individual lines for all voltages if so required by a State commission.
- Exclude from this page any transmission lines for which plant costs are included in Account 121, Nonutility Property.
- Indicate whether the type of supporting structure reported in column (e) is: (1) single pole wood or steel; (2) H-frame wood, or steel poles; (3) tower; or (4) underground construction. If a transmission line has more than one type of supporting structure, indicate the mileage of each type of construction by the use of brackets and extra lines. Minor portions of a transmission line of a different type of construction need not be distinguished from the remainder of the line.
- Report in columns (f) and (g) the total pole miles of each transmission line. Show in column (f) the pole miles of line on structures the cost of which is reported for the line designated; conversely, show in column (g) the pole miles of line on structures the cost of which is reported for another line. Report pole miles of line on leased or partly owned structures in column (g). In a footnote, explain the basis of such occupancy and state whether expenses with respect to such structures are included in the expenses reported for the line designated.

Line No.	DESIGNATION		VOLTAGE (KV) (Indicate where other than 60 cycle, 3 phase)		Type of Supporting Structure (e)	LENGTH (Pole miles) (In the case of underground lines report circuit miles)		Number Of Circuits (h)
	From (a)	To (b)	Operating (c)	Designed (d)		On Structure of Line Designated (f)	On Structures of Another Line (g)	
1	Overhead Group		230.00	230.00	Tower	0.29		
2								
3								
4								
5								
6								
7								
8								
9								
10								
11								
12								
13								
14								
15								
16								
17								
18								
19								
20								
21								
22								
23								
24								
25								
26								
27								
28								
29								
30								
31								
32								
33								
34								
35								
36					TOTAL	0.29		

Name of Respondent DTE Electric Company	This Report Is: (1) <input checked="" type="checkbox"/> An Original (2) <input type="checkbox"/> A Resubmission	Date of Report (Mo, Da, Yr) / /	Year/Period of Report End of <u>2018/Q4</u>
--	---	---------------------------------------	--

TRANSMISSION LINE STATISTICS (Continued)

7. Do not report the same transmission line structure twice. Report Lower voltage Lines and higher voltage lines as one line. Designate in a footnote if you do not include Lower voltage lines with higher voltage lines. If two or more transmission line structures support lines of the same voltage, report the pole miles of the primary structure in column (f) and the pole miles of the other line(s) in column (g)
8. Designate any transmission line or portion thereof for which the respondent is not the sole owner. If such property is leased from another company, give name of lessor, date and terms of Lease, and amount of rent for year. For any transmission line other than a leased line, or portion thereof, for which the respondent is not the sole owner but which the respondent operates or shares in the operation of, furnish a succinct statement explaining the arrangement and giving particulars (details) of such matters as percent ownership by respondent in the line, name of co-owner, basis of sharing expenses of the Line, and how the expenses borne by the respondent are accounted for, and accounts affected. Specify whether lessor, co-owner, or other party is an associated company.
9. Designate any transmission line leased to another company and give name of Lessee, date and terms of lease, annual rent for year, and how determined. Specify whether lessee is an associated company.
10. Base the plant cost figures called for in columns (j) to (l) on the book cost at end of year.

Size of Conductor and Material (i)	COST OF LINE (Include in Column (j) Land, Land rights, and clearing right-of-way)			EXPENSES, EXCEPT DEPRECIATION AND TAXES				Line No.
	Land (j)	Construction and Other Costs (k)	Total Cost (l)	Operation Expenses (m)	Maintenance Expenses (n)	Rents (o)	Total Expenses (p)	
								1
								2
								3
								4
								5
								6
								7
								8
								9
								10
								11
								12
								13
								14
								15
								16
								17
								18
								19
								20
								21
								22
								23
								24
								25
								26
								27
								28
								29
								30
								31
								32
								33
								34
								35
								36

Name of Respondent DTE Electric Company	This Report Is: (1) <input checked="" type="checkbox"/> An Original (2) <input type="checkbox"/> A Resubmission	Date of Report (Mo, Da, Yr) / /	Year/Period of Report End of 2018/Q4
--	---	---------------------------------------	---

SUBSTATIONS

1. Report below the information called for concerning substations of the respondent as of the end of the year.
2. Substations which serve only one industrial or street railway customer should not be listed below.
3. Substations with capacities of Less than 10 MVA except those serving customers with energy for resale, may be grouped according to functional character, but the number of such substations must be shown.
4. Indicate in column (b) the functional character of each substation, designating whether transmission or distribution and whether attended or unattended. At the end of the page, summarize according to function the capacities reported for the individual stations in column (f).

Line No.	Name and Location of Substation (a)	Character of Substation (b)	VOLTAGE (In MVA)		
			Primary (c)	Secondary (d)	Tertiary (e)
1	Abbott - St Clair Shores	Distribution	40.00	4.80	
2	Abbott - St Clair Shores	Distribution	24.00	4.80	
3	Academy - Ann Arbor	Single Customer	40.00	13.20	
4	Acme - Brownstown Twp	Distribution	40.00	13.20	
5	Adair - Columbus Twp	Distribution	40.00	4.80	
6	Adams - Romeo	Distribution	120.00	40.00	
7	Adams - Romeo	Distribution	120.00	13.20	
8	Adams - Romeo	Distribution			
9	Airport - Huron Twp	Distribution	120.00	13.20	
10	Akron - City Of Novi	Distribution	120.00	13.20	
11	Akron - City Of Novi	Distribution			
12	Alamo - Huron Twp	Distribution	120.00	13.20	
13	Alfred - Detroit	Distribution	120.00	13.20	
14	Alfred - Detroit	Distribution			
15	Algonac - Algonac	Distribution	40.00	13.20	
16	Algonac - Algonac	Distribution	24.00	4.80	
17	Algonac - Algonac	Distribution			
18	Allen Park - Allen Park	Distribution	40.00	4.80	
19	Allen Park - Allen Park	Distribution	24.00	4.80	
20	Allison - Romulus	Single Customer	120.00	13.20	
21	Almont - Almont	Distribution	40.00	4.80	
22	Alpha - Sterling Hts	Distribution	120.00	13.20	
23	Alpha - Sterling Hts	Distribution			
24	Alpine - Bloomfield Twp	Distribution	40.00	13.20	
25	Amherst - Detroit	Single Customer	120.00	13.20	
26	Amsterdam - Detroit	Distribution	24.00	4.80	
27	Anderson - Fremont Twp	Distribution	24.00	4.80	
28	Angola - Southfield	Distribution	40.00	13.20	
29	Angola - Southfield	Distribution			
30	Annchester - Detroit	Distribution	40.00	4.80	
31	Annchester - Detroit	Distribution	24.00	4.80	
32	Apache - Troy	Distribution	120.00	13.20	
33	Apache - Troy	Distribution			
34	Applegate - Applegate	Distribution	40.00	4.80	
35	Applegate - Applegate	Distribution			
36	Appoline - Detroit	Distribution	40.00	4.80	
37	Appoline - Detroit	Distribution	24.00	4.80	
38	Arctic - Allen Park	Single Customer	120.00	13.20	
39	Argo - Ann Arbor	Distribution	40.00	4.80	
40	Ariel - Troy	Distribution	120.00	13.20	

Name of Respondent DTE Electric Company	This Report Is: (1) <input checked="" type="checkbox"/> An Original (2) <input type="checkbox"/> A Resubmission	Date of Report (Mo, Da, Yr) / /	Year/Period of Report End of 2018/Q4
--	---	---------------------------------------	---

SUBSTATIONS (Continued)

5. Show in columns (l), (j), and (k) special equipment such as rotary converters, rectifiers, condensers, etc. and auxiliary equipment for increasing capacity.

6. Designate substations or major items of equipment leased from others, jointly owned with others, or operated otherwise than by reason of sole ownership by the respondent. For any substation or equipment operated under lease, give name of lessor, date and period of lease, and annual rent. For any substation or equipment operated other than by reason of sole ownership or lease, give name of co-owner or other party, explain basis of sharing expenses or other accounting between the parties, and state amounts and accounts affected in respondent's books of account. Specify in each case whether lessor, co-owner, or other party is an associated company.

Capacity of Substation (In Service) (In MVA) (f)	Number of Transformers In Service (g)	Number of Spare Transformers (h)	CONVERSION APPARATUS AND SPECIAL EQUIPMENT			Line No.
			Type of Equipment (i)	Number of Units (j)	Total Capacity (In MVA) (k)	
10	1					1
10	1					2
50	2					3
30	2					4
5	2					5
30	1					6
50	2					7
			Static Capacitor	3	24	8
25	1					9
80	2					10
			Static Capacitor	3	18	11
8	1					12
50	2					13
			Static Capacitor	2	12	14
25	2					15
6	6					16
			Static Capacitor	1	4	17
18	1					18
28	2					19
80	2					20
10	2					21
80	2					22
			Static Capacitor	2	12	23
30	2					24
24	1					25
58	5					26
1	6					27
75	3					28
			Static Capacitor	3	18	29
10	1					30
20	2					31
120	3					32
			Static Capacitor	3	18	33
2	3					34
			Static Capacitor	1	6	35
20	2					36
10	1					37
9	1					38
18	3					39
80	2					40

Name of Respondent DTE Electric Company	This Report Is: (1) <input checked="" type="checkbox"/> An Original (2) <input type="checkbox"/> A Resubmission	Date of Report (Mo, Da, Yr) / /	Year/Period of Report End of 2018/Q4
--	---	---------------------------------------	---

SUBSTATIONS

1. Report below the information called for concerning substations of the respondent as of the end of the year.
2. Substations which serve only one industrial or street railway customer should not be listed below.
3. Substations with capacities of Less than 10 MVA except those serving customers with energy for resale, may be grouped according to functional character, but the number of such substations must be shown.
4. Indicate in column (b) the functional character of each substation, designating whether transmission or distribution and whether attended or unattended. At the end of the page, summarize according to function the capacities reported for the individual stations in column (f).

Line No.	Name and Location of Substation (a)	Character of Substation (b)	VOLTAGE (In MVA)		
			Primary (c)	Secondary (d)	Tertiary (e)
1	Ariel - Troy	Distribution			
2	Arizona - Ypsilanti Twp	Distribution	120.00	13.20	
3	Arizona - Ypsilanti Twp	Distribution			
4	Armada - Armada	Distribution	40.00	13.20	
5	Armada - Armada	Distribution	40.00	4.80	
6	Arnold - Troy	Distribution	40.00	4.80	
7	Arrowhead - Elkland Twp	Distribution	120.00	40.00	
8	Arrowhead - Elkland Twp	Distribution			
9	Arsenal - Warren	Single Customer	40.00	4.80	
10	Artesian - Detroit	Single Customer	120.00	13.20	
11	Aspen - Wheatland Twp	Distribution	40.00	13.20	
12	Aspen - Wheatland Twp	Distribution			
13	Atlanta - Denmark Twp	Distribution	120.00	13.20	
14	Atlas - Riverview	Distribution	40.00	4.80	
15	Attica - Attica Twp	Distribution	40.00	4.80	
16	Auburn Heights - Rochester Hills	Distribution	120.00	13.20	
17	Auburn Heights - Rochester Hills	Distribution	40.00	13.20	
18	Auburn Heights - Rochester Hills	Distribution			
19	Augusta - Macomb	Distribution	120.00	13.20	
20	Augusta - Macomb	Distribution			
21	Bad Axe - Verona Twp	Distribution	120.00	40.00	
22	Bad Axe - Verona Twp	Distribution	120.00	13.20	
23	Bad Axe - Verona Twp	Distribution	40.00	4.80	
24	Bad Axe - Verona Twp	Distribution			
25	Badger - Pontiac	Single Customer	40.00	4.80	
26	Baker - St Clair Shores	Distribution	40.00	4.80	
27	Baldwin - Orion Twp	Distribution	40.00	13.20	
28	Baldwin - Orion Twp	Distribution			
29	Balfour - Detroit	Distribution	24.00	4.80	
30	Baltic - Plymouth Twp	Distribution	120.00	40.00	
31	Barnes Lake - Deerfield Twp	Distribution	40.00	4.80	
32	Bartlett - Pontiac	Distribution	40.00	8.30	
33	Bates - Ann Arbor	Single Customer	40.00	4.80	
34	Battery - Brownstown Twp	Single Customer	120.00	13.20	
35	Beach - Harrison Twp	Distribution	40.00	13.20	
36	Beaumont - Royal Oak	Single Customer	40.00	4.80	
37	Beaumont - Royal Oak	Single Customer	24.00	4.80	
38	Beck - Roseville	Distribution	120.00	13.20	
39	Beck - Roseville	Distribution			
40	Bell Creek - Livonia	Distribution	40.00	13.20	

Name of Respondent DTE Electric Company	This Report Is: (1) <input checked="" type="checkbox"/> An Original (2) <input type="checkbox"/> A Resubmission	Date of Report (Mo, Da, Yr) / /	Year/Period of Report End of 2018/Q4
--	---	---------------------------------------	---

SUBSTATIONS (Continued)

5. Show in columns (l), (j), and (k) special equipment such as rotary converters, rectifiers, condensers, etc. and auxiliary equipment for increasing capacity.

6. Designate substations or major items of equipment leased from others, jointly owned with others, or operated otherwise than by reason of sole ownership by the respondent. For any substation or equipment operated under lease, give name of lessor, date and period of lease, and annual rent. For any substation or equipment operated other than by reason of sole ownership or lease, give name of co-owner or other party, explain basis of sharing expenses or other accounting between the parties, and state amounts and accounts affected in respondent's books of account. Specify in each case whether lessor, co-owner, or other party is an associated company.

Capacity of Substation (In Service) (In MVA) (f)	Number of Transformers In Service (g)	Number of Spare Transformers (h)	CONVERSION APPARATUS AND SPECIAL EQUIPMENT			Line No.
			Type of Equipment (i)	Number of Units (j)	Total Capacity (In MVA) (k)	
			Static Capacitor	2	12	1
50	2					2
			Static Capacitor	2	12	3
5	1					4
4	1					5
23	2					6
50	1					7
			Static Capacitor	1	6	8
25	2					9
13	1					10
5	1					11
			Static Capacitor	1	6	12
8	1					13
20	2					14
6	1					15
25	1					16
25	1					17
			Static Capacitor	2	12	18
80	2					19
			Static Capacitor	2	12	20
75	1					21
17	2					22
8	2					23
			Static Capacitor	2	13	24
2	1					25
23	2					26
40	2					27
			Static Capacitor	3	24	28
33	3					29
75	1					30
10	1					31
13	1					32
15	2					33
9	1					34
50	2					35
38	3					36
13	1					37
50	2					38
			Static Capacitor	2	12	39
40	2					40

Name of Respondent DTE Electric Company	This Report Is: (1) <input checked="" type="checkbox"/> An Original (2) <input type="checkbox"/> A Resubmission	Date of Report (Mo, Da, Yr) / /	Year/Period of Report End of 2018/Q4
--	---	---------------------------------------	---

SUBSTATIONS

1. Report below the information called for concerning substations of the respondent as of the end of the year.
2. Substations which serve only one industrial or street railway customer should not be listed below.
3. Substations with capacities of Less than 10 MVA except those serving customers with energy for resale, may be grouped according to functional character, but the number of such substations must be shown.
4. Indicate in column (b) the functional character of each substation, designating whether transmission or distribution and whether attended or unattended. At the end of the page, summarize according to function the capacities reported for the individual stations in column (f).

Line No.	Name and Location of Substation (a)	Character of Substation (b)	VOLTAGE (In MVA)		
			Primary (c)	Secondary (d)	Tertiary (e)
1	Belle River PP - China Twp	Distribution	345.00	13.20	
2	Belleville - Van Buren Twp	Distribution	40.00	13.20	
3	Belleville - Van Buren Twp	Distribution	40.00	4.80	
4	Belmont - Melvindale	Single Customer	24.00	4.80	
5	Bemis - Saline	Distribution	120.00	13.20	
6	Bennet - Marlette Twp	Distribution	120.00	40.00	
7	Benson - Sterling Heights	Distribution	120.00	13.20	
8	Benson - Sterling Heights	Distribution	40.00	13.20	
9	Bergen - Oregon Twp	Distribution	120.00	13.20	
10	Berkley - Berkley	Distribution	40.00	4.80	
11	Berkley - Berkley	Distribution	24.00	4.80	
12	Berlin - Berlin Twp	Distribution	120.00	13.20	
13	Bernard - Wales Twp	Distribution	40.00	4.80	
14	Beverly - Beverly Hills	Distribution	40.00	4.80	
15	Biddle - Wayne	Distribution	40.00	13.20	
16	Biddle - Wayne	Distribution	40.00	4.80	
17	Biddle - Wayne	Distribution			
18	Biltmore - Dearborn Hts	Distribution	40.00	13.20	
19	Biltmore - Dearborn Hts	Distribution	40.00	4.80	
20	Bingham - Bingham Twp	Distribution	40.00	4.80	
21	Bingham - Bingham Twp	Distribution			
22	Birch - Vassar	Distribution	40.00	4.80	
23	Birch - Vassar	Distribution			
24	Birmingham - Birmingham	Distribution	40.00	4.80	
25	Bishop - Warren	Distribution	40.00	4.80	
26	Bishop - Warren	Distribution			
27	Bismarck - Sterling Heights	Distribution	120.00	13.20	
28	Blair - Royal Oak	Distribution	40.00	4.80	
29	Bloomfield - Pontiac	Distribution	120.00	40.00	
30	Bloomfield - Pontiac	Distribution	40.00	13.20	
31	Bloomfield - Pontiac	Distribution			
32	Bond - Iosco Twp	Distribution	40.00	13.20	
33	Bond - Iosco Twp	Distribution			
34	Boulder - Frenchtown Twp	Single Customer	120.00	13.20	
35	Boyne - Macomb Twp	Distribution	120.00	40.00	
36	Boyne - Macomb Twp	Distribution	120.00	13.20	
37	Boyne - Macomb Twp	Distribution			
38	Bray - Arbela Twp	Distribution	40.00	13.20	
39	Brazil - Madison Heights	Distribution	40.00	13.20	
40	Bredow - Huron Twp	Distribution	40.00	4.80	

Name of Respondent DTE Electric Company	This Report Is:		Date of Report (Mo, Da, Yr) / /	Year/Period of Report End of <u>2018/Q4</u>
	(1) <input checked="" type="checkbox"/> An Original	(2) <input type="checkbox"/> A Resubmission		

SUBSTATIONS (Continued)

5. Show in columns (l), (j), and (k) special equipment such as rotary converters, rectifiers, condensers, etc. and auxiliary equipment for increasing capacity.

6. Designate substations or major items of equipment leased from others, jointly owned with others, or operated otherwise than by reason of sole ownership by the respondent. For any substation or equipment operated under lease, give name of lessor, date and period of lease, and annual rent. For any substation or equipment operated other than by reason of sole ownership or lease, give name of co-owner or other party, explain basis of sharing expenses or other accounting between the parties, and state amounts and accounts affected in respondent's books of account. Specify in each case whether lessor, co-owner, or other party is an associated company.

Capacity of Substation (In Service) (In MVA) (f)	Number of Transformers In Service (g)	Number of Spare Transformers (h)	CONVERSION APPARATUS AND SPECIAL EQUIPMENT			Line No.
			Type of Equipment (i)	Number of Units (j)	Total Capacity (In MVA) (k)	
300	2					1
8	1					2
6	6					3
3	1					4
25	1					5
75	1					6
25	1					7
50	2					8
8	1					9
20	2					10
10	1					11
9	1					12
18	2					13
26	2					14
18	2					15
23	2					16
			Static Capacitor	2		17
20	2					18
20	2					19
6	1					20
			Static Capacitor	1	5	21
12	2					22
			Static Capacitor	1	7	23
33	3					24
20	2					25
			Static Capacitor	2	19	26
80	2					27
20	2					28
300	3					29
40	2					30
			Static Capacitor	5	102	31
5	1					32
			Static Capacitor	1	5	33
25	1					34
100	1					35
80	2					36
			Static Capacitor	1	18	37
5	1					38
50	2					39
2	1					40

Name of Respondent DTE Electric Company	This Report Is: (1) <input checked="" type="checkbox"/> An Original (2) <input type="checkbox"/> A Resubmission	Date of Report (Mo, Da, Yr) / /	Year/Period of Report End of 2018/Q4
--	---	---------------------------------------	---

SUBSTATIONS

1. Report below the information called for concerning substations of the respondent as of the end of the year.
2. Substations which serve only one industrial or street railway customer should not be listed below.
3. Substations with capacities of Less than 10 MVa except those serving customers with energy for resale, may be grouped according to functional character, but the number of such substations must be shown.
4. Indicate in column (b) the functional character of each substation, designating whether transmission or distribution and whether attended or unattended. At the end of the page, summarize according to function the capacities reported for the individual stations in column (f).

Line No.	Name and Location of Substation (a)	Character of Substation (b)	VOLTAGE (In MVa)		
			Primary (c)	Secondary (d)	Tertiary (e)
1	Brest - Frenchtown Twp	Distribution	40.00	13.20	
2	Brewer - Addison Twp	Distribution	40.00	13.20	
3	Brewer - Addison Twp	Distribution			
4	Briggs - Detroit	Single Customer	24.00	4.80	
5	Brighton - Brighton	Distribution	40.00	4.80	
6	Bristol - Detroit	Single Customer	120.00	13.20	
7	Brock - Dearborn Hts	Distribution	120.00	40.00	
8	Brock - Dearborn Hts	Distribution			
9	Bronco - Shelby Twp	Distribution	120.00	13.20	
10	Bronco - Shelby Twp	Distribution			
11	Brooks - Southfield	Distribution	40.00	13.20	
12	Brooks - Southfield	Distribution			
13	Brown City - Brown City	Distribution	40.00	4.80	
14	Brownstown - Woodhaven	Distribution	120.00	40.00	
15	Brownstown - Woodhaven	Distribution	40.00	13.20	
16	Brownstown - Woodhaven	Distribution			
17	Bruce - Bruce Twp	Distribution	40.00	13.20	
18	Buckler - Ann Arbor	Distribution	40.00	13.20	
19	Buckler - Ann Arbor	Distribution			
20	Bunce Creek - Marysville	Distribution	120.00	40.00	
21	Bunce Creek - Marysville	Distribution	120.00	24.00	
22	Bunce Creek - Marysville	Distribution	40.00	13.20	
23	Bunert - Warren	Distribution	24.00	13.20	
24	Bunert - Warren	Distribution	24.00	4.80	
25	Bunert - Warren	Distribution			
26	Burbank - Mt Clemens	Distribution	40.00	4.80	
27	Burkhart - Howell	Single Customer	40.00	13.20	
28	Burns - Washington Twp	Single Customer	120.00	13.20	
29	Burton - Ann Arbor	Distribution	40.00	4.80	
30	Butler - Mt Clemens	Single Customer	40.00	13.20	
31	Cabot - Frenchtown Twp	Distribution	40.00	13.20	
32	Calumet - Waterford Twp	Distribution	40.00	4.80	
33	Camden - Waterford Twp	Distribution	40.00	13.20	
34	Camden - Waterford Twp	Distribution	40.00	4.80	
35	Campus - Ann Arbor	Single Customer	40.00	13.20	
36	Campus - Ann Arbor	Single Customer	40.00	4.80	
37	Capac - Capac	Distribution	40.00	13.20	
38	Capac - Capac	Distribution			
39	Cargo - Plymouth	Single Customer	40.00	13.20	
40	Carleton - Ash Twp	Distribution	40.00	4.80	

Name of Respondent DTE Electric Company	This Report Is: (1) <input checked="" type="checkbox"/> An Original (2) <input type="checkbox"/> A Resubmission	Date of Report (Mo, Da, Yr) / /	Year/Period of Report End of 2018/Q4
--	---	---------------------------------------	---

SUBSTATIONS (Continued)

5. Show in columns (l), (j), and (k) special equipment such as rotary converters, rectifiers, condensers, etc. and auxiliary equipment for increasing capacity.

6. Designate substations or major items of equipment leased from others, jointly owned with others, or operated otherwise than by reason of sole ownership by the respondent. For any substation or equipment operated under lease, give name of lessor, date and period of lease, and annual rent. For any substation or equipment operated other than by reason of sole ownership or lease, give name of co-owner or other party, explain basis of sharing expenses or other accounting between the parties, and state amounts and accounts affected in respondent's books of account. Specify in each case whether lessor, co-owner, or other party is an associated company.

Capacity of Substation (In Service) (In MVA) (f)	Number of Transformers In Service (g)	Number of Spare Transformers (h)	CONVERSION APPARATUS AND SPECIAL EQUIPMENT			Line No.
			Type of Equipment (i)	Number of Units (j)	Total Capacity (In MVA) (k)	
25	2					1
25	2					2
			Static Capacitor	1	7	3
23	2					4
12	2					5
50	2					6
200	2					7
			Static Capacitor	2	48	8
80	2					9
			Static Capacitor	2	12	10
50	2					11
			Static Capacitor	2	12	12
3	1					13
250	3					14
50	2					15
			Static Capacitor	1	18	16
13	1					17
50	2					18
			Static Capacitor	2	12	19
150	2					20
100	2					21
8	2					22
30	2					23
8	2					24
			Static Capacitor	1	9	25
25	2					26
25	1					27
50	2					28
33	3					29
20	2					30
5	1					31
5	2					32
40	2					33
12	2					34
50	2					35
23	2					36
15	2					37
			Static Capacitor	1	7	38
25	1					39
4	2					40

Name of Respondent DTE Electric Company	This Report Is: (1) <input checked="" type="checkbox"/> An Original (2) <input type="checkbox"/> A Resubmission	Date of Report (Mo, Da, Yr) / /	Year/Period of Report End of 2018/Q4
--	---	---------------------------------------	---

SUBSTATIONS

1. Report below the information called for concerning substations of the respondent as of the end of the year.
2. Substations which serve only one industrial or street railway customer should not be listed below.
3. Substations with capacities of Less than 10 MVA except those serving customers with energy for resale, may be grouped according to functional character, but the number of such substations must be shown.
4. Indicate in column (b) the functional character of each substation, designating whether transmission or distribution and whether attended or unattended. At the end of the page, summarize according to function the capacities reported for the individual stations in column (f).

Line No.	Name and Location of Substation (a)	Character of Substation (b)	VOLTAGE (In MVA)		
			Primary (c)	Secondary (d)	Tertiary (e)
1	Caro - Caro	Distribution	40.00	4.80	
2	Carpenter - Milan	Distribution	40.00	4.80	
3	Carpenter - Milan	Distribution			
4	Carsonville - Carsonville	Distribution	40.00	4.80	
5	Carter - Auburn Hills	Distribution	40.00	13.20	
6	Carter - Auburn Hills	Distribution			
7	Caseville - Caseville Twp	Distribution	40.00	13.20	
8	Caseville - Caseville Twp	Distribution			
9	Casey - St Clair Twp	Single Customer	40.00	4.80	
10	Cass City - Cass City	Distribution	40.00	13.20	
11	Cass City - Cass City	Distribution	40.00	4.80	
12	Catalina - Pontiac	Distribution	120.00	13.20	
13	Cato - Detroit	Distribution	120.00	13.20	
14	Cato - Detroit	Distribution	120.00	4.80	
15	Cato - Detroit	Distribution			
16	Cedar - Port Huron	Distribution	40.00	4.80	
17	Cedar - Port Huron	Distribution	24.00	4.80	
18	Centerline - Center Line	Distribution	24.00	4.80	
19	Cessna - Howell Twp	Distribution	40.00	13.20	
20	Champion - Detroit	Single Customer	24.00	13.20	
21	Chandler - Detroit	Distribution	24.00	4.80	
22	Charlotte - Detroit	Distribution	24.00	4.80	
23	Chelsea - Lima Twp	Distribution	120.00	40.00	
24	Chesterfield - Chesterfield Twp	Distribution	40.00	13.20	
25	Chesterfield - Chesterfield Twp	Distribution			
26	Chestnut - Madison Heights	Distribution	120.00	40.00	
27	Chestnut - Madison Heights	Distribution	120.00	13.20	
28	Chicago Blvd - Detroit	Distribution	24.00	4.80	
29	Chilson - Genoa Twp	Distribution	40.00	13.20	
30	Chippewa - Port Huron	Distribution	40.00	4.80	
31	Chippewa - Port Huron	Distribution			
32	Cicot - Lincoln Park	Single Customer	120.00	13.20	
33	Clarkston - Independence Twp	Distribution	40.00	13.20	
34	Clarkston - Independence Twp	Distribution			
35	Clifford - Clifford	Distribution	40.00	4.80	
36	Clifford - Clifford	Distribution			
37	Clyde - Highland Twp	Distribution	40.00	13.20	
38	Coats - Orion Twp	Distribution	40.00	13.20	
39	Cody - Lyon Twp	Distribution	120.00	40.00	
40	Cody - Lyon Twp	Distribution	120.00	13.20	

Name of Respondent DTE Electric Company	This Report Is: (1) <input checked="" type="checkbox"/> An Original (2) <input type="checkbox"/> A Resubmission	Date of Report (Mo, Da, Yr) / /	Year/Period of Report End of 2018/Q4
--	---	---------------------------------------	---

SUBSTATIONS (Continued)

5. Show in columns (l), (j), and (k) special equipment such as rotary converters, rectifiers, condensers, etc. and auxiliary equipment for increasing capacity.

6. Designate substations or major items of equipment leased from others, jointly owned with others, or operated otherwise than by reason of sole ownership by the respondent. For any substation or equipment operated under lease, give name of lessor, date and period of lease, and annual rent. For any substation or equipment operated other than by reason of sole ownership or lease, give name of co-owner or other party, explain basis of sharing expenses or other accounting between the parties, and state amounts and accounts affected in respondent's books of account. Specify in each case whether lessor, co-owner, or other party is an associated company.

Capacity of Substation (In Service) (In MVA) (f)	Number of Transformers In Service (g)	Number of Spare Transformers (h)	CONVERSION APPARATUS AND SPECIAL EQUIPMENT			Line No.
			Type of Equipment (i)	Number of Units (j)	Total Capacity (In MVA) (k)	
12	2					1
8	2					2
			Static Capacitor	1	7	3
3	2					4
30	2					5
			Static Capacitor	1	6	6
13	2					7
			Static Capacitor	1	9	8
6	1					9
8	1					10
8	2					11
50	2					12
80	2					13
50	2					14
			Static Capacitor	2	12	15
10	1					16
10	1					17
23	2					18
25	2					19
10	2					20
70	6					21
15	2					22
75	1					23
55	3					24
			Static Capacitor	2	12	25
300	3					26
120	3					27
43	3					28
15	2					29
33	3					30
			Static Capacitor	1	5	31
9	1					32
50	2					33
			Static Capacitor	1	12	34
9	2					35
			Static Capacitor	1	7	36
13	1					37
8	1					38
80	2					39
50	2					40

Name of Respondent DTE Electric Company	This Report Is: (1) <input checked="" type="checkbox"/> An Original (2) <input type="checkbox"/> A Resubmission	Date of Report (Mo, Da, Yr) / /	Year/Period of Report End of 2018/Q4
--	---	---------------------------------------	---

SUBSTATIONS

1. Report below the information called for concerning substations of the respondent as of the end of the year.
2. Substations which serve only one industrial or street railway customer should not be listed below.
3. Substations with capacities of Less than 10 MVA except those serving customers with energy for resale, may be grouped according to functional character, but the number of such substations must be shown.
4. Indicate in column (b) the functional character of each substation, designating whether transmission or distribution and whether attended or unattended. At the end of the page, summarize according to function the capacities reported for the individual stations in column (f).

Line No.	Name and Location of Substation (a)	Character of Substation (b)	VOLTAGE (In MVA)		
			Primary (c)	Secondary (d)	Tertiary (e)
1	Cody - Lyon Twp	Distribution			
2	Cogswell - Romulus	Single Customer	120.00	13.20	
3	Colfax - Handy Twp	Distribution	120.00	40.00	
4	Colfax - Handy Twp	Distribution	40.00	13.20	
5	Colfax - Handy Twp	Distribution	40.00	4.80	
6	Colfax - Handy Twp	Distribution	40.00	4.80	
7	Colfax - Handy Twp	Distribution			
8	Collier - Pontiac	Single Customer	40.00	4.80	
9	Collins - Ypsilanti Twp	Distribution	120.00	13.20	
10	Collins - Ypsilanti Twp	Distribution			
11	Colorado - Orion Twp	Distribution	120.00	13.20	
12	Colorado - Orion Twp	Distribution			
13	Columbiaville - Columbiaville	Distribution	40.00	4.80	
14	Commerce Lake - Commerce Twp	Distribution	40.00	13.20	
15	Commerce Lake - Commerce Twp	Distribution			
16	Conant - Detroit	Distribution	24.00	4.80	
17	Conrad - Howell Twp	Distribution	40.00	13.20	
18	Coolidge - Detroit	Distribution	24.00	4.80	
19	Cooper - Taylor	Single Customer	120.00	4.80	
20	Cornell - Ypsilanti	Distribution	40.00	4.80	
21	Cortland - Highland Park	Distribution	120.00	24.00	
22	Cortland - Highland Park	Distribution	120.00	4.80	
23	Cosmo - Pigeon	Single Customer	120.00	13.20	
24	Cottage - Burtchville Twp	Distribution	40.00	13.20	
25	Crawford - Troy Twp	Distribution	40.00	13.20	
26	Crestwood - Dearborn	Distribution	120.00	13.20	
27	Crestwood - Dearborn	Distribution			
28	Cross - Kinde Village	Distribution	40.00	13.20	
29	Crown - Pittsfield Twp	Distribution	120.00	13.20	
30	Crown - Pittsfield Twp	Distribution	40.00	13.20	
31	Crown - Pittsfield Twp	Distribution			
32	Culver - Waterford Twp	Distribution	40.00	4.80	
33	Curtis - Detroit	Distribution	40.00	4.80	
34	Custer - Monroe	Distribution	120.00	24.00	
35	Custer - Monroe	Distribution	40.00	24.00	
36	Custer - Monroe	Distribution	24.00	4.80	
37	Custer - Monroe	Distribution			
38	Cypress - Marysville	Distribution	120.00	13.20	
39	Cyril - Detroit	Single Customer	120.00	13.20	
40	Dakota - Troy	Single Customer	40.00	4.80	

Name of Respondent DTE Electric Company	This Report Is: (1) <input checked="" type="checkbox"/> An Original (2) <input type="checkbox"/> A Resubmission	Date of Report (Mo, Da, Yr) / /	Year/Period of Report End of 2018/Q4
--	---	---------------------------------------	---

SUBSTATIONS (Continued)

5. Show in columns (l), (j), and (k) special equipment such as rotary converters, rectifiers, condensers, etc. and auxiliary equipment for increasing capacity.

6. Designate substations or major items of equipment leased from others, jointly owned with others, or operated otherwise than by reason of sole ownership by the respondent. For any substation or equipment operated under lease, give name of lessor, date and period of lease, and annual rent. For any substation or equipment operated other than by reason of sole ownership or lease, give name of co-owner or other party, explain basis of sharing expenses or other accounting between the parties, and state amounts and accounts affected in respondent's books of account. Specify in each case whether lessor, co-owner, or other party is an associated company.

Capacity of Substation (In Service) (In MVA) (f)	Number of Transformers In Service (g)	Number of Spare Transformers (h)	CONVERSION APPARATUS AND SPECIAL EQUIPMENT			Line No.
			Type of Equipment (i)	Number of Units (j)	Total Capacity (In MVA) (k)	
			Static Capacitor	1	18	1
25	1					2
100	1					3
30	2					4
14	1		Generating Transform			5
2	1		Grounding Transforme			6
			Static Capacitor	1	12	7
7	1					8
50	2					9
			Static Capacitor	2	12	10
80	2					11
			Static Capacitor	2	12	12
3	1					13
50	2					14
			Static Capacitor	2	12	15
35	3					16
30	2					17
30	3					18
6	1					19
20	2					20
300	3					21
60	3					22
40	1					23
5	1					24
75	3					25
80	2					26
			Static Capacitor	2	12	27
8	1					28
40	1					29
25	1					30
			Static Capacitor	1	9	31
25	2					32
20	2					33
150	2					34
80	5					35
23	2					36
			Static Capacitor	2	31	37
50	2					38
13	1					39
12	2					40

Name of Respondent DTE Electric Company	This Report Is: (1) <input checked="" type="checkbox"/> An Original (2) <input type="checkbox"/> A Resubmission	Date of Report (Mo, Da, Yr) / /	Year/Period of Report End of 2018/Q4
--	---	---------------------------------------	---

SUBSTATIONS

1. Report below the information called for concerning substations of the respondent as of the end of the year.
2. Substations which serve only one industrial or street railway customer should not be listed below.
3. Substations with capacities of Less than 10 MVA except those serving customers with energy for resale, may be grouped according to functional character, but the number of such substations must be shown.
4. Indicate in column (b) the functional character of each substation, designating whether transmission or distribution and whether attended or unattended. At the end of the page, summarize according to function the capacities reported for the individual stations in column (f).

Line No.	Name and Location of Substation (a)	Character of Substation (b)	VOLTAGE (In MVA)		
			Primary (c)	Secondary (d)	Tertiary (e)
1	Daly - Dearborn Hts	Distribution	40.00	4.80	
2	Danville - Hamburg	Single Customer	40.00	13.20	
3	Davis - W Bloomfield	Distribution	40.00	13.20	
4	Davis - W Bloomfield	Distribution			
5	Dayton - Van Buren Twp	Distribution	120.00	40.00	
6	Dayton - Van Buren Twp	Distribution	40.00	13.20	
7	Dayton - Van Buren Twp	Distribution			
8	Deacon - Detroit	Single Customer	120.00	4.80	
9	Deacon - Detroit	Single Customer	24.00	4.80	
10	Dean - East China Twp	Distribution	120.00	13.20	
11	Dearborn - Dearborn	Distribution	40.00	4.80	
12	Dearborn - Dearborn	Distribution	24.00	4.80	
13	Decatur - Dearborn	Distribution	24.00	4.80	
14	Delray PP - Detroit	Distribution	120.00	13.20	
15	Denby - Gibraltar	Single Customer	24.00	6.90	
16	Denver - Detroit	Distribution	24.00	4.80	
17	Derby - Vassar	Distribution	40.00	4.80	
18	Derby - Vassar	Distribution			
19	Dewey - Livonia	Distribution	40.00	13.20	
20	Dewey - Livonia	Distribution			
21	Dexter - Dexter	Distribution	40.00	4.80	
22	Diamond - Dexter	Distribution	40.00	13.20	
23	Diamond - Dexter	Distribution			
24	Diesel - Redford Twp	Single Customer	120.00	13.20	
25	Disco - Shelby Twp	Distribution	40.00	13.20	
26	Dix - Southgate	Distribution	40.00	4.80	
27	Dolphin - Detroit	Single Customer	40.00	4.80	
28	Dorset - Saline Twp	Distribution	120.00	40.00	
29	Douglass - Van Buren Twp	Single Customer	120.00	13.20	
30	Dover - Rochester Hills	Distribution	40.00	13.20	
31	Drake - Farmington Hills	Distribution	120.00	13.20	
32	Drake - Farmington Hills	Distribution			
33	Drexel - Farmington Hills	Distribution	120.00	13.20	
34	Drexel - Farmington Hills	Distribution	40.00	13.20	
35	Drexel - Farmington Hills	Distribution			
36	Dublin - Huron Twp	Distribution	40.00	13.20	
37	Dudley - Troy	Distribution	40.00	13.20	
38	Dudley - Troy	Distribution	40.00	4.80	
39	Dudley - Troy	Distribution			
40	Dunn - Pt Huron	Single Customer	40.00	4.80	

Name of Respondent DTE Electric Company	This Report Is: (1) <input checked="" type="checkbox"/> An Original (2) <input type="checkbox"/> A Resubmission	Date of Report (Mo, Da, Yr) / /	Year/Period of Report End of 2018/Q4
--	---	---------------------------------------	---

SUBSTATIONS (Continued)

5. Show in columns (l), (j), and (k) special equipment such as rotary converters, rectifiers, condensers, etc. and auxiliary equipment for increasing capacity.

6. Designate substations or major items of equipment leased from others, jointly owned with others, or operated otherwise than by reason of sole ownership by the respondent. For any substation or equipment operated under lease, give name of lessor, date and period of lease, and annual rent. For any substation or equipment operated other than by reason of sole ownership or lease, give name of co-owner or other party, explain basis of sharing expenses or other accounting between the parties, and state amounts and accounts affected in respondent's books of account. Specify in each case whether lessor, co-owner, or other party is an associated company.

Capacity of Substation (In Service) (In MVA) (f)	Number of Transformers In Service (g)	Number of Spare Transformers (h)	CONVERSION APPARATUS AND SPECIAL EQUIPMENT			Line No.
			Type of Equipment (i)	Number of Units (j)	Total Capacity (In MVA) (k)	
30	2					1
5	1					2
65	3					3
			Static Capacitor	4	25	4
150	2					5
15	2					6
			Static Capacitor	2	25	7
25	1					8
25	1					9
400	2		Generating Transform			10
23	2					11
10	1					12
20	2					13
200	2		Generating Transform			14
20	2					15
33	3					16
25	2					17
			Static Capacitor	1	7	18
30	2					19
			Static Capacitor	2	12	20
3	1					21
25	2					22
			Static Capacitor	2	14	23
80	2					24
30	2					25
38	2					26
5	2					27
50	1					28
50	2					29
50	2					30
80	2					31
			Static Capacitor	2	12	32
25	1					33
50	2					34
			Static Capacitor	3	18	35
20	2					36
30	2					37
23	2					38
			Static Capacitor	2	9	39
10	1					40

Name of Respondent DTE Electric Company	This Report Is: (1) <input checked="" type="checkbox"/> An Original (2) <input type="checkbox"/> A Resubmission	Date of Report (Mo, Da, Yr) / /	Year/Period of Report End of 2018/Q4
--	---	---------------------------------------	---

SUBSTATIONS

- Report below the information called for concerning substations of the respondent as of the end of the year.
- Substations which serve only one industrial or street railway customer should not be listed below.
- Substations with capacities of Less than 10 MVA except those serving customers with energy for resale, may be grouped according to functional character, but the number of such substations must be shown.
- Indicate in column (b) the functional character of each substation, designating whether transmission or distribution and whether attended or unattended. At the end of the page, summarize according to function the capacities reported for the individual stations in column (f).

Line No.	Name and Location of Substation (a)	Character of Substation (b)	VOLTAGE (In MVA)		
			Primary (c)	Secondary (d)	Tertiary (e)
1	Dunn - Pt Huron	Single Customer	24.00	4.80	
2	Durant - Milford Twp	Single Customer	120.00	13.20	
3	Duval - Northville Twp	Distribution	120.00	13.20	
4	Duval - Northville Twp	Distribution			
5	Eastland - Harper Woods	Distribution	40.00	4.80	
6	Echo Wind Park - Elkton	Distribution	120.00	34.50	
7	Echo Wind Park - Elkton	Distribution	40.00	34.50	
8	Eclipse - Hazel Park	Single Customer	40.00	13.20	
9	Eckles - Plymouth Twp	Distribution	40.00	4.80	
10	Ecorse - Ecorse	Distribution	40.00	4.80	
11	Ecorse - Ecorse	Distribution	24.00	4.80	
12	Eight Mile - Detroit	Distribution	24.00	4.80	
13	Elba - Elba Twp	Distribution	40.00	4.80	
14	Elba - Elba Twp	Distribution			
15	Elgin - Livonia	Distribution	40.00	4.80	
16	Elkton - Elkton	Distribution	40.00	4.80	
17	Elkton - Elkton	Distribution			
18	Elm - Taylor	Distribution	120.00	40.00	
19	Elm - Taylor	Distribution	120.00	13.20	
20	Elm - Taylor	Distribution			
21	Emerick - Ypsilanti Twp	Distribution	40.00	4.80	
22	Emmett - Kenockee Twp	Distribution	40.00	4.80	
23	Empire - Detroit	Distribution	24.00	4.80	
24	Enrico Fermi PP - Frenchtown Twp	Distribution	120.00	13.20	
25	Erin - East Pointe	Distribution	120.00	40.00	
26	Erin - East Pointe	Distribution	40.00	24.00	
27	Erin - East Pointe	Distribution	40.00	4.80	
28	Erin - East Pointe	Distribution			
29	Essex - Detroit	Distribution	120.00	24.00	
30	Euclid - Troy	Distribution	40.00	13.20	
31	Evergreen - Detroit	Distribution	120.00	40.00	
32	Evergreen - Detroit	Distribution	40.00	24.00	
33	Evergreen - Detroit	Distribution	40.00	4.80	
34	Evergreen - Detroit	Distribution			
35	Explorer - Dearborn	Single Customer	120.00	13.20	
36	Fairfax - Port Huron	Distribution	40.00	13.20	
37	Fairgrove - Fairgrove Twp	Distribution	40.00	4.80	
38	Fairlane - Detroit	Distribution	24.00	4.80	
39	Fairmount - Detroit	Distribution	24.00	4.80	
40	Falcon - Marysville	Distribution	40.00	4.80	

Name of Respondent DTE Electric Company	This Report Is: (1) <input checked="" type="checkbox"/> An Original (2) <input type="checkbox"/> A Resubmission	Date of Report (Mo, Da, Yr) / /	Year/Period of Report End of 2018/Q4
--	---	---------------------------------------	---

SUBSTATIONS (Continued)

5. Show in columns (l), (j), and (k) special equipment such as rotary converters, rectifiers, condensers, etc. and auxiliary equipment for increasing capacity.

6. Designate substations or major items of equipment leased from others, jointly owned with others, or operated otherwise than by reason of sole ownership by the respondent. For any substation or equipment operated under lease, give name of lessor, date and period of lease, and annual rent. For any substation or equipment operated other than by reason of sole ownership or lease, give name of co-owner or other party, explain basis of sharing expenses or other accounting between the parties, and state amounts and accounts affected in respondent's books of account. Specify in each case whether lessor, co-owner, or other party is an associated company.

Capacity of Substation (In Service) (In MVA) (f)	Number of Transformers In Service (g)	Number of Spare Transformers (h)	CONVERSION APPARATUS AND SPECIAL EQUIPMENT			Line No.
			Type of Equipment (i)	Number of Units (j)	Total Capacity (In MVA) (k)	
10	1					1
80	2					2
80	2					3
			Static Capacitor	2	12	4
30	3					5
112	1		Generating Transform			6
50	1		Generating Transform			7
13	1					8
20	2					9
13	1					10
20	2					11
33	3					12
3	1					13
			Static Capacitor	1	5	14
15	2					15
12	2					16
			Static Capacitor	1	10	17
200	2					18
50	2					19
			Static Capacitor	2	36	20
15	2					21
3	1					22
30	3					23
76	2					24
300	3					25
45	2					26
25	2					27
			Static Capacitor	2	54	28
275	3					29
20	2					30
300	3					31
80	6					32
40	4					33
			Static Capacitor	4	84	34
80	2					35
30	2					36
3	1					37
20	2					38
20	2					39
12	2					40

Name of Respondent DTE Electric Company	This Report Is: (1) <input checked="" type="checkbox"/> An Original (2) <input type="checkbox"/> A Resubmission	Date of Report (Mo, Da, Yr) / /	Year/Period of Report End of 2018/Q4
--	---	---------------------------------------	---

SUBSTATIONS

1. Report below the information called for concerning substations of the respondent as of the end of the year.
2. Substations which serve only one industrial or street railway customer should not be listed below.
3. Substations with capacities of Less than 10 MVA except those serving customers with energy for resale, may be grouped according to functional character, but the number of such substations must be shown.
4. Indicate in column (b) the functional character of each substation, designating whether transmission or distribution and whether attended or unattended. At the end of the page, summarize according to function the capacities reported for the individual stations in column (f).

Line No.	Name and Location of Substation (a)	Character of Substation (b)	VOLTAGE (In MVA)		
			Primary (c)	Secondary (d)	Tertiary (e)
1	Farmington - Farmington	Distribution	40.00	13.20	
2	Farmington - Farmington	Distribution	40.00	4.80	
3	Farmington - Farmington	Distribution			
4	Fawn - Mayfield Twp	Distribution	120.00	13.20	
5	Ferndale - Ferndale	Distribution	24.00	4.80	
6	Fifteen Mile - Sterling Heights	Distribution	40.00	4.80	
7	Fifteen Mile - Sterling Heights	Distribution			
8	Filmore - Allen Park	Distribution	120.00	13.20	
9	Filmore - Allen Park	Distribution			
10	Finlay - Livonia	Distribution	40.00	4.80	
11	Fisher - Gibraltar	Distribution	40.00	13.20	
12	Fisher - Gibraltar	Distribution			
13	Flag - Romulus Twp	Distribution	40.00	4.80	
14	Flat Rock - Flat Rock	Distribution	40.00	4.80	
15	Fleming - Ash Twp	Distribution	40.00	13.20	
16	Fleming - Ash Twp	Distribution			
17	Fletcher - Freedom Twp	Single Customer	40.00	4.80	
18	Flint - Genoa Twp	Distribution	120.00	13.20	
19	Flint - Genoa Twp	Distribution			
20	Florida - Livonia	Distribution	40.00	13.20	
21	Ford Engineering - Dearborn	Single Customer	40.00	13.20	
22	Forester - Forester Twp	Distribution	40.00	4.80	
23	Fountain - Plymouth	Distribution	40.00	13.20	
24	Fountain - Plymouth	Distribution			
25	Fowlerville - Fowlerville	Distribution	40.00	4.80	
26	Fowlerville - Fowlerville	Distribution			
27	Fox - Franklin	Distribution	40.00	4.80	
28	Franklin - Bloomfield Twp	Distribution	40.00	4.80	
29	Fraser - Fraser	Distribution	40.00	4.80	
30	Freedom - Lodi Twp	Distribution	40.00	13.20	
31	French Landing - Van Buren Twp	Distribution	40.00	13.20	
32	French Landing - Van Buren Twp	Distribution	40.00	4.80	
33	French Landing - Van Buren Twp	Distribution			
34	Frisbie - Detroit	Distribution	120.00	24.00	
35	Frisbie - Detroit	Distribution	24.00	4.80	
36	Front Street - Monroe	Distribution	24.00	4.80	
37	Fuller - Ann Arbor Twp	Distribution	40.00	4.80	
38	Fusion - Flatrock	Single Customer	120.00	13.20	
39	Gagetown - Elkland Twp	Distribution	40.00	4.80	
40	Gagetown - Elkland Twp	Distribution			

Name of Respondent DTE Electric Company	This Report Is: (1) <input checked="" type="checkbox"/> An Original (2) <input type="checkbox"/> A Resubmission	Date of Report (Mo, Da, Yr) / /	Year/Period of Report End of 2018/Q4
--	---	---------------------------------------	---

SUBSTATIONS (Continued)

5. Show in columns (l), (j), and (k) special equipment such as rotary converters, rectifiers, condensers, etc. and auxiliary equipment for increasing capacity.

6. Designate substations or major items of equipment leased from others, jointly owned with others, or operated otherwise than by reason of sole ownership by the respondent. For any substation or equipment operated under lease, give name of lessor, date and period of lease, and annual rent. For any substation or equipment operated other than by reason of sole ownership or lease, give name of co-owner or other party, explain basis of sharing expenses or other accounting between the parties, and state amounts and accounts affected in respondent's books of account. Specify in each case whether lessor, co-owner, or other party is an associated company.

Capacity of Substation (In Service) (In MVA) (f)	Number of Transformers In Service (g)	Number of Spare Transformers (h)	CONVERSION APPARATUS AND SPECIAL EQUIPMENT			Line No.
			Type of Equipment (i)	Number of Units (j)	Total Capacity (In MVA) (k)	
30	2					1
20	2					2
			Static Capacitor	2	19	3
50	2					4
20	2					5
20	2					6
			Static Capacitor	1	9	7
50	2					8
			Static Capacitor	2	6	9
20	2					10
23	2					11
			Static Capacitor	1	9	12
8	2					13
9	2					14
73	4					15
			Static Capacitor	1	12	16
5	1					17
50	2					18
			Static Capacitor	2	12	19
23	2					20
75	3					21
1	3					22
50	2					23
			Static Capacitor	2	6	24
6	4					25
			Static Capacitor	1	6	26
20	2					27
19	2					28
35	3					29
10	1					30
8	1					31
3	3					32
			Static Capacitor	1	12	33
300	3					34
40	4					35
23	2					36
8	2					37
50	2					38
3	1					39
			Static Capacitor	1	5	40

Name of Respondent DTE Electric Company	This Report Is: (1) <input checked="" type="checkbox"/> An Original (2) <input type="checkbox"/> A Resubmission	Date of Report (Mo, Da, Yr) / /	Year/Period of Report End of 2018/Q4
--	---	---------------------------------------	---

SUBSTATIONS

1. Report below the information called for concerning substations of the respondent as of the end of the year.
2. Substations which serve only one industrial or street railway customer should not be listed below.
3. Substations with capacities of Less than 10 MVA except those serving customers with energy for resale, may be grouped according to functional character, but the number of such substations must be shown.
4. Indicate in column (b) the functional character of each substation, designating whether transmission or distribution and whether attended or unattended. At the end of the page, summarize according to function the capacities reported for the individual stations in column (f).

Line No.	Name and Location of Substation (a)	Character of Substation (b)	VOLTAGE (In MVA)		
			Primary (c)	Secondary (d)	Tertiary (e)
1	Garden City - Garden City	Distribution	40.00	4.80	
2	Garfield - Detroit	Distribution	24.00	4.80	
3	Gary - Detroit	Distribution	40.00	4.80	
4	Gay - Inkster	Distribution	40.00	4.80	
5	General Dynamics - Sterling Heights	Single Customer	120.00	13.20	
6	Genesee - River Rouge	Distribution	24.00	4.80	
7	Genoa - Genoa Twp	Distribution	120.00	40.00	
8	Genoa - Genoa Twp	Distribution	120.00	13.20	
9	Genoa - Genoa Twp	Distribution	40.00	13.20	
10	Genoa - Genoa Twp	Distribution			
11	Gibson - Detroit	Distribution	24.00	4.80	
12	Giddings - Auburn Hills	Distribution	120.00	13.20	
13	Giddings - Auburn Hills	Distribution			
14	Gilbert - Romulus Twp	Distribution	40.00	13.20	
15	Gilbert - Romulus Twp	Distribution			
16	Glendale - Redford Twp	Distribution	40.00	4.80	
17	Globe - Vassar Twp	Distribution	40.00	13.20	
18	Golf - Macomb Twp	Distribution	120.00	13.20	
19	Golf - Macomb Twp	Distribution			
20	Goodison - Oakland Twp	Distribution	40.00	13.20	
21	Goodison - Oakland Twp	Distribution			
22	Graf - Indianfields Twp	Single Customer	40.00	2.40	
23	Grand River - Detroit	Distribution	24.00	4.80	
24	Grant - Detroit	Distribution	24.00	4.80	
25	Grayling - Shelby Twp	Distribution	120.00	13.20	
26	Grayling - Shelby Twp	Distribution			
27	Great Lakes A - Ecorse	Single Customer	24.00	6.90	
28	Great Lakes B - Ecorse	Single Customer	24.00	6.90	
29	Great Lakes C - Ecorse	Single Customer	24.00	13.20	
30	Great Lakes D - Ecorse	Single Customer	24.00	13.20	
31	Great Lakes E - Ecorse	Single Customer	24.00	6.90	
32	Great Lakes J - Ecorse	Single Customer	24.00	6.90	
33	Great Lakes K - Ecorse	Single Customer	24.00	13.20	
34	Great Lakes R - Ecorse	Single Customer	13.20	6.90	
35	Greenwood EC - Avoca	Distribution	345.00	13.20	
36	Gregory - Fowlerville	Single Customer	40.00	13.20	
37	Grenada - Superior Twp	Distribution	40.00	13.20	
38	Griffin - Leroy Twp	Distribution	40.00	13.20	
39	Griffin - Leroy Twp	Distribution			
40	Grissom - W Bloomfield	Single Customer	40.00	13.20	

Name of Respondent DTE Electric Company	This Report Is: (1) <input checked="" type="checkbox"/> An Original (2) <input type="checkbox"/> A Resubmission	Date of Report (Mo, Da, Yr) / /	Year/Period of Report End of 2018/Q4
--	---	---------------------------------------	---

SUBSTATIONS (Continued)

5. Show in columns (l), (j), and (k) special equipment such as rotary converters, rectifiers, condensers, etc. and auxiliary equipment for increasing capacity.

6. Designate substations or major items of equipment leased from others, jointly owned with others, or operated otherwise than by reason of sole ownership by the respondent. For any substation or equipment operated under lease, give name of lessor, date and period of lease, and annual rent. For any substation or equipment operated other than by reason of sole ownership or lease, give name of co-owner or other party, explain basis of sharing expenses or other accounting between the parties, and state amounts and accounts affected in respondent's books of account. Specify in each case whether lessor, co-owner, or other party is an associated company.

Capacity of Substation (In Service) (In MVA) (f)	Number of Transformers In Service (g)	Number of Spare Transformers (h)	CONVERSION APPARATUS AND SPECIAL EQUIPMENT			Line No.
			Type of Equipment (i)	Number of Units (j)	Total Capacity (In MVA) (k)	
18	2					1
58	4					2
20	2					3
18	2					4
8	1					5
30	3					6
150	2					7
25	1					8
13	1					9
			Static Capacitor	2	36	10
15	2					11
50	2					12
			Static Capacitor	2	12	13
50	2					14
			Static Capacitor	3	11	15
38	3					16
3	1					17
120	3					18
			Static Capacitor	3	18	19
50	2					20
			Static Capacitor	1	12	21
3	4					22
40	4					23
20	2					24
80	2					25
			Static Capacitor	2	12	26
20	2					27
20	2					28
100	4					29
20	2					30
40	4					31
30	3					32
50	2					33
48	3					34
300	2					35
8	1					36
35	2					37
15	2					38
			Static Capacitor	2	18	39
13	1					40

Name of Respondent DTE Electric Company	This Report Is: (1) <input checked="" type="checkbox"/> An Original (2) <input type="checkbox"/> A Resubmission	Date of Report (Mo, Da, Yr) / /	Year/Period of Report End of 2018/Q4
--	---	---------------------------------------	---

SUBSTATIONS

1. Report below the information called for concerning substations of the respondent as of the end of the year.
2. Substations which serve only one industrial or street railway customer should not be listed below.
3. Substations with capacities of Less than 10 MVA except those serving customers with energy for resale, may be grouped according to functional character, but the number of such substations must be shown.
4. Indicate in column (b) the functional character of each substation, designating whether transmission or distribution and whether attended or unattended. At the end of the page, summarize according to function the capacities reported for the individual stations in column (f).

Line No.	Name and Location of Substation (a)	Character of Substation (b)	VOLTAGE (In MVA)		
			Primary (c)	Secondary (d)	Tertiary (e)
1	Grosse Ile - Grosse Ile	Distribution	24.00	4.80	
2	Grosse Pointe - Detroit	Distribution	40.00	4.80	
3	Grosse Pointe - Detroit	Distribution	24.00	4.80	
4	Grosse Pointe - Detroit	Distribution			
5	Gulley - Dearborn	Distribution	40.00	4.80	
6	Gunston - Detroit	Distribution	24.00	4.80	
7	Hager - Northville Twp	Distribution	120.00	13.20	
8	Hager - Northville Twp	Distribution			
9	Hamburg - Hamburg Twp	Distribution	40.00	13.20	
10	Hamburg - Hamburg Twp	Distribution			
11	Hamlin - Rochester Hills	Distribution	120.00	13.20	
12	Hamlin - Rochester Hills	Distribution			
13	Hancock - Commerce Twp	Distribution	120.00	40.00	
14	Hancock - Commerce Twp	Distribution	120.00	13.20	
15	Hancock - Commerce Twp	Distribution	40.00	13.20	
16	Hancock - Commerce Twp	Distribution	120.00	13.20	
17	Hancock - Commerce Twp	Distribution			
18	Hannan - Romulus Twp	Single Customer	40.00	13.20	
19	Hanover - Allen Park	Single Customer	24.00	13.20	
20	Harbor Beach PP - Harbor Beach	Distribution	120.00	40.00	
21	Harper - Clinton Twp	Distribution	40.00	4.80	
22	Harper - Clinton Twp	Distribution			
23	Hartwick - Detroit	Single Customer	24.00	4.80	
24	Harvey - Westland	Distribution	40.00	4.80	
25	Haskell - Taylor	Distribution	40.00	4.80	
26	Haskell - Taylor	Distribution	24.00	4.80	
27	Hatci - Ypsilanti	Single Customer	120.00	13.20	
28	Hawthorne - Dearborn Hts	Distribution	40.00	4.80	
29	Hayes - Detroit	Distribution	24.00	4.80	
30	Hazel Park - Ferndale	Distribution	24.00	4.80	
31	Hemlock - Ann Arbor Twp	Distribution	40.00	4.80	
32	Hickory - Southfield	Distribution	40.00	13.20	
33	Hickory - Southfield	Distribution	40.00	4.80	
34	Highland Park - Highland Park	Single Customer	24.00	4.80	
35	Hill - Shelby Twp	Distribution	40.00	4.80	
36	Hilton Road - Ferndale	Distribution	120.00	13.20	
37	Hilton Road - Ferndale	Distribution			
38	Hines - Livonia	Distribution	120.00	40.00	
39	Hines - Livonia	Distribution	120.00	13.20	
40	Hines - Livonia	Distribution			

Name of Respondent DTE Electric Company	This Report Is: (1) <input checked="" type="checkbox"/> An Original (2) <input type="checkbox"/> A Resubmission	Date of Report (Mo, Da, Yr) / /	Year/Period of Report End of 2018/Q4
--	---	---------------------------------------	---

SUBSTATIONS (Continued)

5. Show in columns (l), (j), and (k) special equipment such as rotary converters, rectifiers, condensers, etc. and auxiliary equipment for increasing capacity.

6. Designate substations or major items of equipment leased from others, jointly owned with others, or operated otherwise than by reason of sole ownership by the respondent. For any substation or equipment operated under lease, give name of lessor, date and period of lease, and annual rent. For any substation or equipment operated other than by reason of sole ownership or lease, give name of co-owner or other party, explain basis of sharing expenses or other accounting between the parties, and state amounts and accounts affected in respondent's books of account. Specify in each case whether lessor, co-owner, or other party is an associated company.

Capacity of Substation (In Service) (In MVA) (f)	Number of Transformers In Service (g)	Number of Spare Transformers (h)	CONVERSION APPARATUS AND SPECIAL EQUIPMENT			Line No.
			Type of Equipment (i)	Number of Units (j)	Total Capacity (In MVA) (k)	
30	3					1
13	1					2
26	2					3
			Static Capacitor	1	6	4
20	2					5
20	2					6
120	3					7
			Static Capacitor	3	18	8
25	2					9
			Static Capacitor	1	7	10
80	2					11
			Static Capacitor	2	12	12
150	2					13
80	2					14
90	2		Generating Transform			15
85	1		Generating Transform			16
			Static Capacitor	5	72	17
15	2					18
15	2					19
50	1					20
30	3					21
			Static Capacitor	1	6	22
20	1					23
19	2					24
13	1					25
10	1					26
25	1					27
36	2					28
30	3					29
40	3					30
23	2					31
50	2					32
20	2					33
15	2					34
23	2					35
80	2					36
			Static Capacitor	2	12	37
170	3					38
80	2					39
			Static Capacitor	5	66	40

Name of Respondent DTE Electric Company	This Report Is: (1) <input checked="" type="checkbox"/> An Original (2) <input type="checkbox"/> A Resubmission	Date of Report (Mo, Da, Yr) / /	Year/Period of Report End of 2018/Q4
--	---	---------------------------------------	---

SUBSTATIONS

1. Report below the information called for concerning substations of the respondent as of the end of the year .
2. Substations which serve only one industrial or street railway customer should not be listed below.
3. Substations with capacities of Less than 10 MVA except those serving customers with energy for resale, may be grouped according to functional character, but the number of such substations must be shown.
4. Indicate in column (b) the functional character of each substation, designating whether transmission or distribution and whether attended or unattended. At the end of the page, summarize according to function the capacities reported for the individual stations in column (f).

Line No.	Name and Location of Substation (a)	Character of Substation (b)	VOLTAGE (In MVA)		
			Primary (c)	Secondary (d)	Tertiary (e)
1	Hobart - Ann Arbor Twp	Distribution	40.00	4.80	
2	Hobart - Ann Arbor Twp	Distribution			
3	Homer - Van Buren Twp	Distribution	40.00	13.20	
4	Hoover - Ann Arbor	Distribution	40.00	4.80	
5	Hoover - Ann Arbor	Distribution			
6	Houston - Ira Twp	Distribution	120.00	13.20	
7	Howard - Detroit	Distribution	24.00	4.80	
8	Howell - Howell	Distribution	40.00	4.80	
9	Howell - Howell	Distribution			
10	Hunters Creek - Lapeer Twp	Distribution	120.00	40.00	
11	Hunters Creek - Lapeer Twp	Distribution	120.00	13.20	
12	Hurst - Livingston Co	Distribution	120.00	40.00	
13	Hurst - Livingston Co	Distribution	40.00	13.20	
14	Ida - Ida Twp	Distribution	40.00	4.80	
15	Imlay City - Imlay City	Distribution	40.00	4.80	
16	Imlay City - Imlay City	Distribution			
17	Indian - Redford Twp	Distribution	40.00	4.80	
18	Ingalls - Ann Arbor	Single Customer	40.00	13.20	
19	Inkster - Inkster	Distribution	40.00	4.80	
20	Ionia - Utica	Single Customer	40.00	4.80	
21	Ira - Ira Twp	Distribution	40.00	4.80	
22	Ira - Ira Twp	Distribution			
23	Ironton - River Rouge	Distribution	120.00	24.00	
24	Ironton - River Rouge	Distribution			
25	Ivanhoe - Bloomfield Twp	Distribution	40.00	4.80	
26	Ivy - Washington Twp	Distribution	40.00	4.80	
27	Jackson Road - Scio Twp	Distribution	40.00	4.80	
28	Jacob - Ira Twp	Distribution	120.00	13.20	
29	Jacob - Ira Twp	Distribution			
30	Jarvis - Ferndale	Single Customer	24.00	4.80	
31	Jason - Sterling Heights	Distribution	40.00	13.20	
32	Jefferson - Trenton	Distribution	120.00	13.20	
33	Jefferson - Trenton	Distribution	40.00	24.00	
34	Jefferson - Trenton	Distribution			
35	Jerome - Wayne	Single Customer	40.00	4.80	
36	Jewell - Washington Twp	Distribution	120.00	13.20	
37	Jewell - Washington Twp	Distribution			
38	Joplin - Kingston	Distribution	40.00	4.80	
39	Jordan - Independence Twp	Distribution	40.00	4.80	
40	Joslyn - Auburn Hills	Distribution	120.00	13.20	

Name of Respondent DTE Electric Company	This Report Is: (1) <input checked="" type="checkbox"/> An Original (2) <input type="checkbox"/> A Resubmission	Date of Report (Mo, Da, Yr) / /	Year/Period of Report End of <u>2018/Q4</u>
--	---	---------------------------------------	--

SUBSTATIONS (Continued)

5. Show in columns (l), (j), and (k) special equipment such as rotary converters, rectifiers, condensers, etc. and auxiliary equipment for increasing capacity.

6. Designate substations or major items of equipment leased from others, jointly owned with others, or operated otherwise than by reason of sole ownership by the respondent. For any substation or equipment operated under lease, give name of lessor, date and period of lease, and annual rent. For any substation or equipment operated other than by reason of sole ownership or lease, give name of co-owner or other party, explain basis of sharing expenses or other accounting between the parties, and state amounts and accounts affected in respondent's books of account. Specify in each case whether lessor, co-owner, or other party is an associated company.

Capacity of Substation (In Service) (In MVA) (f)	Number of Transformers In Service (g)	Number of Spare Transformers (h)	CONVERSION APPARATUS AND SPECIAL EQUIPMENT			Line No.
			Type of Equipment (i)	Number of Units (j)	Total Capacity (In MVA) (k)	
13	2					1
			Static Capacitor	1	9	2
25	2					3
23	3					4
			Static Capacitor	2	21	5
19	2					6
71	7					7
25	2					8
			Static Capacitor	1	7	9
105	2					10
9	1					11
75	1					12
50	2					13
3	1					14
12	2					15
			Static Capacitor	1	12	16
23	2					17
50	2					18
17	2					19
20	1					20
3	2					21
			Static Capacitor	1	5	22
195	3					23
			Static Capacitor	1	18	24
22	2					25
3	1					26
5	2					27
50	2					28
			Static Capacitor	2	12	29
4	1					30
40	2					31
50	2					32
30	2					33
			Static Capacitor	2	12	34
3	3					35
75	3					36
			Static Capacitor	3	18	37
2	1					38
19	2					39
80	2					40

Name of Respondent DTE Electric Company	This Report Is: (1) <input checked="" type="checkbox"/> An Original (2) <input type="checkbox"/> A Resubmission	Date of Report (Mo, Da, Yr) / /	Year/Period of Report End of 2018/Q4
--	---	---------------------------------------	---

SUBSTATIONS

1. Report below the information called for concerning substations of the respondent as of the end of the year.
2. Substations which serve only one industrial or street railway customer should not be listed below.
3. Substations with capacities of Less than 10 MVA except those serving customers with energy for resale, may be grouped according to functional character, but the number of such substations must be shown.
4. Indicate in column (b) the functional character of each substation, designating whether transmission or distribution and whether attended or unattended. At the end of the page, summarize according to function the capacities reported for the individual stations in column (f).

Line No.	Name and Location of Substation (a)	Character of Substation (b)	VOLTAGE (In MVA)		
			Primary (c)	Secondary (d)	Tertiary (e)
1	Joslyn - Auburn Hills	Distribution			
2	Jupiter - Allen Park	Distribution	120.00	13.20	
3	Jupiter - Allen Park	Distribution			
4	Keego - Orchard Lake	Distribution	40.00	4.80	
5	Kellogg - Oceola Twp	Distribution	40.00	13.20	
6	Kellogg - Oceola Twp	Distribution			
7	Kennett - Pontiac	Single Customer	40.00	4.80	
8	Kenney - Warren	Distribution	40.00	4.80	
9	Kenney - Warren	Distribution	24.00	4.80	
10	Kensil - Green Oak Twp	Distribution	40.00	13.20	
11	Kensil - Green Oak Twp	Distribution			
12	Kent - Detroit	Distribution	24.00	4.80	
13	Kentucky - Milan	Single Customer	120.00	13.20	
14	Kern - Pontiac	Distribution	120.00	13.20	
15	Kilgore - Greenwood Twp	Distribution	120.00	13.20	
16	King Seeley - Scio Twp	Distribution	40.00	4.80	
17	Kingsford - Kingston Twp	Distribution	40.00	4.80	
18	Koppernick - Canton Twp	Distribution	120.00	13.20	
19	Koppernick - Canton Twp	Distribution			
20	Korte - Dearborn	Distribution	40.00	4.80	
21	Korte - Dearborn	Distribution	24.00	4.80	
22	Kramer - Ypsilanti	Single Customer	40.00	4.80	
23	Lakeport - Burtchville Twp	Distribution	40.00	4.80	
24	Lakeside - St Clair Shores	Distribution	40.00	4.80	
25	Lakeside - St Clair Shores	Distribution	24.00	4.80	
26	Lambert - Detroit	Distribution	24.00	4.80	
27	Lancaster - Southfield	Distribution	40.00	13.20	
28	Landis - Warren	Distribution	40.00	13.20	
29	Lapeer - Lapeer	Distribution	120.00	13.20	
30	Lapeer - Lapeer	Distribution	40.00	4.80	
31	Lapeer - Lapeer	Distribution			
32	Laredo - Pontiac	Distribution	40.00	13.20	
33	Laredo - Pontiac	Distribution			
34	Lark - Scio Twp	Distribution	120.00	40.00	
35	Lark - Scio Twp	Distribution			
36	Lauder - Detroit	Distribution	40.00	4.80	
37	Lauder - Detroit	Distribution	24.00	4.80	
38	Lawton - Warren	Single Customer	40.00	4.80	
39	Lebaron - Auburn Hills	Single Customer	120.00	13.20	
40	Lee - Grant Twp	Distribution	120.00	40.00	

Name of Respondent DTE Electric Company	This Report Is:		Date of Report (Mo, Da, Yr) / /	Year/Period of Report End of 2018/Q4
	(1) <input checked="" type="checkbox"/> An Original	(2) <input type="checkbox"/> A Resubmission		

SUBSTATIONS (Continued)

5. Show in columns (l), (j), and (k) special equipment such as rotary converters, rectifiers, condensers, etc. and auxiliary equipment for increasing capacity.

6. Designate substations or major items of equipment leased from others, jointly owned with others, or operated otherwise than by reason of sole ownership by the respondent. For any substation or equipment operated under lease, give name of lessor, date and period of lease, and annual rent. For any substation or equipment operated other than by reason of sole ownership or lease, give name of co-owner or other party, explain basis of sharing expenses or other accounting between the parties, and state amounts and accounts affected in respondent's books of account. Specify in each case whether lessor, co-owner, or other party is an associated company.

Capacity of Substation (In Service) (In MVa) (f)	Number of Transformers In Service (g)	Number of Spare Transformers (h)	CONVERSION APPARATUS AND SPECIAL EQUIPMENT			Line No.
			Type of Equipment (i)	Number of Units (j)	Total Capacity (In MVa) (k)	
			Static Capacitor	2	12	1
80	2					2
			Static Capacitor	2	12	3
12	2					4
18	2					5
			Static Capacitor	1	10	6
20	2					7
10	1					8
10	1					9
50	2					10
			Static Capacitor	1	10	11
23	2					12
50	2					13
50	2					14
9	1					15
6	6					16
1	3					17
80	2					18
			Static Capacitor	2	12	19
10	1					20
23	2					21
20	2					22
3	1					23
13	1					24
10	1					25
20	2					26
55	3					27
30	2					28
50	2					29
10	2					30
			Static Capacitor	2	9	31
50	2					32
			Static Capacitor	2	12	33
30	1					34
			Static Capacitor	1	12	35
23	2					36
10	1					37
8	2					38
160	4					39
75	1					40

Name of Respondent DTE Electric Company	This Report Is: (1) <input checked="" type="checkbox"/> An Original (2) <input type="checkbox"/> A Resubmission	Date of Report (Mo, Da, Yr) / /	Year/Period of Report End of 2018/Q4
--	---	---------------------------------------	---

SUBSTATIONS

1. Report below the information called for concerning substations of the respondent as of the end of the year.
2. Substations which serve only one industrial or street railway customer should not be listed below.
3. Substations with capacities of Less than 10 MVA except those serving customers with energy for resale, may be grouped according to functional character, but the number of such substations must be shown.
4. Indicate in column (b) the functional character of each substation, designating whether transmission or distribution and whether attended or unattended. At the end of the page, summarize according to function the capacities reported for the individual stations in column (f).

Line No.	Name and Location of Substation (a)	Character of Substation (b)	VOLTAGE (In MVA)		
			Primary (c)	Secondary (d)	Tertiary (e)
1	Lee - Grant Twp	Distribution			
2	Leland - Ann Arbor	Single Customer	40.00	4.80	
3	Lemay - Utica	Single Customer	40.00	13.20	
4	Levan - Livonia	Single Customer	120.00	13.20	
5	Lexington - Lexington Twp	Distribution	40.00	13.20	
6	Lexington - Lexington Twp	Distribution	40.00	4.80	
7	Liberty - Warren	Distribution	24.00	4.80	
8	Lilac - Howell	Distribution	40.00	13.20	
9	Lilac - Howell	Distribution			
10	Lily - W. Bloomfield	Distribution	120.00	13.20	
11	Lily - W. Bloomfield	Distribution			
12	Lima - Lima Twp	Distribution	40.00	13.20	
13	Lima - Lima Twp	Distribution			
14	Lincoln - Royal Oak	Distribution	120.00	24.00	
15	Lincoln - Royal Oak	Distribution	24.00	4.80	
16	Lincoln - Royal Oak	Distribution			
17	Linwood - Detroit	Distribution	24.00	4.80	
18	Livonia - Livonia	Single Customer	40.00	4.80	
19	Lockdale - Troy	Distribution	40.00	13.20	
20	Lockdale - Troy	Distribution			
21	Logan - Sterling Heights	Single Customer	120.00	13.20	
22	Lombard - Warren	Distribution	40.00	13.20	
23	Lombard - Warren	Distribution			
24	Long Lake - Bloomfield Hills	Distribution	120.00	13.20	
25	Long Lake - Bloomfield Hills	Distribution			
26	Lowell - Sterling Heights	Single Customer	40.00	13.20	
27	Luzon - Dundee Twp	Distribution	120.00	24.00	
28	Luzon - Dundee Twp	Distribution	120.00	13.20	
29	Luzon - Dundee Twp	Distribution	40.00	13.20	
30	Luzon - Dundee Twp	Distribution			
31	Lynch Road - Detroit	Single Customer	24.00	4.80	
32	Mack - Detroit	Distribution	120.00	24.00	
33	Mack - Detroit	Distribution	120.00	13.20	
34	Mack - Detroit	Distribution			
35	Macomb - Clinton Twp	Distribution	120.00	40.00	
36	Macomb - Clinton Twp	Distribution	120.00	13.20	
37	Macomb - Clinton Twp	Distribution			
38	Macon - Macon Twp	Distribution	40.00	13.20	
39	Macon - Macon Twp	Distribution			
40	Madison - Detroit	Distribution	24.00	4.80	

Name of Respondent DTE Electric Company	This Report Is:		Date of Report (Mo, Da, Yr) / /	Year/Period of Report End of <u>2018/Q4</u>
	(1) <input checked="" type="checkbox"/> An Original	(2) <input type="checkbox"/> A Resubmission		

SUBSTATIONS (Continued)

5. Show in columns (l), (j), and (k) special equipment such as rotary converters, rectifiers, condensers, etc. and auxiliary equipment for increasing capacity.

6. Designate substations or major items of equipment leased from others, jointly owned with others, or operated otherwise than by reason of sole ownership by the respondent. For any substation or equipment operated under lease, give name of lessor, date and period of lease, and annual rent. For any substation or equipment operated other than by reason of sole ownership or lease, give name of co-owner or other party, explain basis of sharing expenses or other accounting between the parties, and state amounts and accounts affected in respondent's books of account. Specify in each case whether lessor, co-owner, or other party is an associated company.

Capacity of Substation (In Service) (In MVA) (f)	Number of Transformers In Service (g)	Number of Spare Transformers (h)	CONVERSION APPARATUS AND SPECIAL EQUIPMENT			Line No.
			Type of Equipment (i)	Number of Units (j)	Total Capacity (In MVA) (k)	
			Static Capacitor	1	5	1
20	2					2
13	1					3
80	2					4
5	1					5
3	1					6
20	2					7
15	2					8
			Static Capacitor	1	6	9
80	2					10
			Static Capacitor	2	12	11
15	2					12
			Static Capacitor	1	5	13
220	3					14
40	4					15
			Static Capacitor	4	66	16
12	2					17
8	2					18
75	3					19
			Static Capacitor	3	15	20
80	2					21
75	3					22
			Static Capacitor	2	22	23
50	2					24
			Static Capacitor	2	12	25
50	2					26
60	6					27
25	1					28
15	1					29
			Static Capacitor	1	10	30
43	4					31
200	2					32
50	2					33
			Static Capacitor	3	54	34
200	2					35
80	2					36
			Static Capacitor	5	66	37
5	1					38
			Static Capacitor	1	5	39
50	5					40

Name of Respondent DTE Electric Company	This Report Is: (1) <input checked="" type="checkbox"/> An Original (2) <input type="checkbox"/> A Resubmission	Date of Report (Mo, Da, Yr) / /	Year/Period of Report End of 2018/Q4
--	---	---------------------------------------	---

SUBSTATIONS

1. Report below the information called for concerning substations of the respondent as of the end of the year.
2. Substations which serve only one industrial or street railway customer should not be listed below.
3. Substations with capacities of Less than 10 MVA except those serving customers with energy for resale, may be grouped according to functional character, but the number of such substations must be shown.
4. Indicate in column (b) the functional character of each substation, designating whether transmission or distribution and whether attended or unattended. At the end of the page, summarize according to function the capacities reported for the individual stations in column (f).

Line No.	Name and Location of Substation (a)	Character of Substation (b)	VOLTAGE (In MVA)		
			Primary (c)	Secondary (d)	Tertiary (e)
1	Madrid - Marion Twp	Distribution	120.00	40.00	
2	Madrid - Marion Twp	Distribution	40.00	13.20	
3	Mallard - Westland	Distribution	120.00	13.20	
4	Mallard - Westland	Distribution			
5	Malta - Sterling Heights	Distribution	120.00	13.20	
6	Malta - Sterling Heights	Distribution			
7	Mandalay - Royal Oak	Distribution	40.00	4.80	
8	Manor - Sterling Heights	Single Customer	40.00	13.20	
9	Marine City - East China Twp	Distribution	40.00	4.80	
10	Marine City - East China Twp	Distribution			
11	Marion - River Rouge	Single Customer	120.00	13.20	
12	Marlette - Marlette	Distribution	40.00	13.20	
13	Marlette - Marlette	Distribution	40.00	4.80	
14	Marlette - Marlette	Distribution			
15	Martin - Warren	Single Customer	24.00	13.20	
16	Maumee - Troy	Distribution	40.00	13.20	
17	Maumee - Troy	Distribution			
18	Maxwell - Detroit	Distribution	120.00	13.20	
19	Maybee - Maybee	Distribution	40.00	13.20	
20	Maybee - Maybee	Distribution	40.00	4.80	
21	Mayville - Mayville	Distribution	40.00	4.80	
22	Mazda - Flat Rock	Single Customer	120.00	13.20	
23	Mcauley - Ann Arbor	Single Customer	120.00	13.20	
24	Mcgraw - Detroit	Distribution	24.00	4.80	
25	Mckinley Wind Park - Pigeon	Distribution	40.00	34.50	
26	Mckinstry - Detroit	Distribution	24.00	4.80	
27	Medina - Clinton Twp	Distribution	120.00	40.00	
28	Medina - Clinton Twp	Distribution	120.00	13.20	
29	Medina - Clinton Twp	Distribution			
30	Melrose - East Pointe	Distribution	24.00	4.80	
31	Melvindale - Melvindale	Distribution	24.00	4.80	
32	Menlo - Kimball Twp	Distribution	120.00	13.20	
33	Mercury - Dearborn	Single Customer	120.00	13.20	
34	Mercy - Pontiac	Single Customer	40.00	13.20	
35	Merriman Road - Huron Twp	Distribution	40.00	4.80	
36	Metamora - Metamora Twp	Distribution	40.00	13.20	
37	Metamora - Metamora Twp	Distribution	40.00	4.80	
38	Metro - Romulus Twp	Single Customer	40.00	4.80	
39	Meyers - Detroit	Distribution	24.00	4.80	
40	Middlebelt - Livonia	Distribution	40.00	4.80	

Name of Respondent DTE Electric Company	This Report Is: (1) <input checked="" type="checkbox"/> An Original (2) <input type="checkbox"/> A Resubmission	Date of Report (Mo, Da, Yr) / /	Year/Period of Report End of 2018/Q4
--	---	---------------------------------------	---

SUBSTATIONS (Continued)

5. Show in columns (l), (j), and (k) special equipment such as rotary converters, rectifiers, condensers, etc. and auxiliary equipment for increasing capacity.

6. Designate substations or major items of equipment leased from others, jointly owned with others, or operated otherwise than by reason of sole ownership by the respondent. For any substation or equipment operated under lease, give name of lessor, date and period of lease, and annual rent. For any substation or equipment operated other than by reason of sole ownership or lease, give name of co-owner or other party, explain basis of sharing expenses or other accounting between the parties, and state amounts and accounts affected in respondent's books of account. Specify in each case whether lessor, co-owner, or other party is an associated company.

Capacity of Substation (In Service) (In MVA) (f)	Number of Transformers In Service (g)	Number of Spare Transformers (h)	CONVERSION APPARATUS AND SPECIAL EQUIPMENT			Line No.
			Type of Equipment (i)	Number of Units (j)	Total Capacity (In MVA) (k)	
100	1					1
8	1					2
50	2					3
			Static Capacitor	2	6	4
120	3					5
			Static Capacitor	3	18	6
35	3					7
25	2					8
12	2					9
			Static Capacitor	1	7	10
25	1					11
5	1					12
11	2					13
			Static Capacitor	1	5	14
50	2					15
55	3					16
			Static Capacitor	3	15	17
40	1					18
5	1					19
6	1					20
3	1					21
50	2					22
50	2					23
40	4					24
20	1		Generating Transform			25
41	3					26
150	2					27
80	2					28
			Static Capacitor	2	12	29
26	2					30
36	2					31
50	2					32
50	2					33
25	2					34
8	1					35
10	1					36
3	1					37
33	3					38
26	2					39
20	2					40

Name of Respondent DTE Electric Company	This Report Is: (1) <input checked="" type="checkbox"/> An Original (2) <input type="checkbox"/> A Resubmission	Date of Report (Mo, Da, Yr) / /	Year/Period of Report End of 2018/Q4
--	---	---------------------------------------	---

SUBSTATIONS

1. Report below the information called for concerning substations of the respondent as of the end of the year.
2. Substations which serve only one industrial or street railway customer should not be listed below.
3. Substations with capacities of Less than 10 MVA except those serving customers with energy for resale, may be grouped according to functional character, but the number of such substations must be shown.
4. Indicate in column (b) the functional character of each substation, designating whether transmission or distribution and whether attended or unattended. At the end of the page, summarize according to function the capacities reported for the individual stations in column (f).

Line No.	Name and Location of Substation (a)	Character of Substation (b)	VOLTAGE (In MVA)		
			Primary (c)	Secondary (d)	Tertiary (e)
1	Midtown - Detroit	Distribution	120.00	13.20	
2	Midtown - Detroit	Distribution			
3	Milan - Milan	Distribution	120.00	13.20	
4	Milford - Milford	Distribution	40.00	13.20	
5	Milford - Milford	Distribution			
6	Milk River - Grosse Pte Woods	Single Customer	40.00	4.80	
7	Milk River - Grosse Pte Woods	Single Customer	24.00	4.80	
8	Millington - Millington	Distribution	40.00	13.20	
9	Millington - Millington	Distribution	40.00	4.80	
10	Minden Wind Park - Minden	Distribution	40.00	34.50	
11	Mohawk - Bloomfield Twp	Distribution	40.00	4.80	
12	Mohican - Marysville	Distribution	120.00	13.20	
13	Monarch - Pittsfield Twp	Distribution	40.00	4.80	
14	Monarch - Pittsfield Twp	Distribution			
15	Monroe PP - Monroe	Distribution	13.20	4.80	
16	Monsanto - Trenton	Single Customer	24.00	4.80	
17	Montcalm - Pontiac	Distribution	120.00	13.20	
18	Mopar - Detroit	Single Customer	120.00	13.20	
19	Morrison - Southfield	Single Customer	40.00	4.80	
20	Mott - Ypsilanti Twp	Distribution	40.00	13.20	
21	Mound Road - Warren	Distribution	24.00	4.80	
22	Mt Clemens - Mt Clemens	Distribution	40.00	4.80	
23	Mustang - Sterling Heights	Single Customer	120.00	13.20	
24	Myrtle - Ferndale	Single Customer	24.00	0.24	
25	Nankin - Wayne	Distribution	40.00	4.80	
26	National - Rochester	Single Customer	40.00	4.80	
27	Navarre - Detroit	Distribution	120.00	24.00	
28	Navarre - Detroit	Distribution	24.00	4.80	
29	Navarre - Detroit	Distribution			
30	Neff - Sand Beach Twp	Distribution	40.00	4.80	
31	Neff - Sand Beach Twp	Distribution			
32	Nelson Mills - Marysville	Distribution	40.00	4.80	
33	New Baltimore - New Baltimore	Distribution	40.00	13.20	
34	New Baltimore - New Baltimore	Distribution	40.00	4.80	
35	New Boston - Huron Twp	Distribution	40.00	4.80	
36	New Haven - New Haven	Distribution	40.00	4.80	
37	Newburgh - Westland	Distribution	120.00	40.00	
38	Newburgh - Westland	Distribution	120.00	13.20	
39	Newburgh - Westland	Distribution	40.00	13.20	
40	Newburgh - Westland	Distribution			

Name of Respondent DTE Electric Company	This Report Is:		Date of Report (Mo, Da, Yr) / /	Year/Period of Report End of <u>2018/Q4</u>
	(1) <input checked="" type="checkbox"/> An Original	(2) <input type="checkbox"/> A Resubmission		

SUBSTATIONS (Continued)

5. Show in columns (l), (j), and (k) special equipment such as rotary converters, rectifiers, condensers, etc. and auxiliary equipment for increasing capacity.

6. Designate substations or major items of equipment leased from others, jointly owned with others, or operated otherwise than by reason of sole ownership by the respondent. For any substation or equipment operated under lease, give name of lessor, date and period of lease, and annual rent. For any substation or equipment operated other than by reason of sole ownership or lease, give name of co-owner or other party, explain basis of sharing expenses or other accounting between the parties, and state amounts and accounts affected in respondent's books of account. Specify in each case whether lessor, co-owner, or other party is an associated company.

Capacity of Substation (In Service) (In MVA) (f)	Number of Transformers In Service (g)	Number of Spare Transformers (h)	CONVERSION APPARATUS AND SPECIAL EQUIPMENT			Line No.
			Type of Equipment (i)	Number of Units (j)	Total Capacity (In MVA) (k)	
50	2					1
			Static Capacitor	2	9	2
25	1					3
50	2					4
			Static Capacitor	3	24	5
6	1					6
6	1					7
5	1					8
3	1					9
50	1		Generating Transform			10
19	2					11
15	2					12
23	2					13
			Static Capacitor	1	10	14
16	1					15
15	2					16
50	1					17
80	2					18
25	2					19
50	2					20
20	2					21
20	2					22
65	2					23
1	2					24
18	2					25
4	1					26
275	4					27
35	3					28
			Static Capacitor	5	88	29
8	2					30
			Static Capacitor	1	6	31
10	2					32
19	2					33
9	2					34
3	1					35
12	2					36
225	3					37
25	1					38
30	2					39
			Static Capacitor	5	66	40

Name of Respondent DTE Electric Company	This Report Is: (1) <input checked="" type="checkbox"/> An Original (2) <input type="checkbox"/> A Resubmission	Date of Report (Mo, Da, Yr) / /	Year/Period of Report End of 2018/Q4
--	---	---------------------------------------	---

SUBSTATIONS

- Report below the information called for concerning substations of the respondent as of the end of the year.
- Substations which serve only one industrial or street railway customer should not be listed below.
- Substations with capacities of Less than 10 MVA except those serving customers with energy for resale, may be grouped according to functional character, but the number of such substations must be shown.
- Indicate in column (b) the functional character of each substation, designating whether transmission or distribution and whether attended or unattended. At the end of the page, summarize according to function the capacities reported for the individual stations in column (f).

Line No.	Name and Location of Substation (a)	Character of Substation (b)	VOLTAGE (In MVA)		
			Primary (c)	Secondary (d)	Tertiary (e)
1	Nickel - Romulus	Single Customer	40.00	4.80	
2	Niles - Summerfield Twp	Distribution	120.00	13.20	
3	Nine Mile - Warren	Distribution	24.00	4.80	
4	Nixon - Waterford Twp	Distribution	40.00	13.20	
5	Nixon - Waterford Twp	Distribution			
6	Noble - Saline	Single Customer	120.00	13.20	
7	Nolan - Genoa Twp	Distribution	120.00	13.20	
8	Nolan - Genoa Twp	Distribution			
9	North Branch - North Branch Twp	Distribution	40.00	13.20	
10	North Branch - North Branch Twp	Distribution	40.00	4.80	
11	North Branch - North Branch Twp	Distribution			
12	Northeast - Warren	Distribution	120.00	24.00	
13	Northeast - Warren	Distribution	120.00	13.20	
14	Northeast - Warren	Distribution			
15	Northeast - Warren	Distribution	120.00	13.20	
16	Northeast - Warren	Distribution	24.00	13.20	
17	Northland - Southfield	Distribution	40.00	13.20	
18	Northland - Southfield	Distribution	40.00	4.80	
19	Northland - Southfield	Distribution	24.00	4.80	
20	Northville - Northville	Distribution	40.00	13.20	
21	Northville - Northville	Distribution	40.00	4.80	
22	Northville - Northville	Distribution			
23	Northwest - Detroit	Distribution	120.00	40.00	
24	Northwest - Detroit	Distribution	40.00	24.00	
25	Northwest - Detroit	Distribution			
26	Norway - Plymouth Twp	Single Customer	40.00	13.20	
27	Novi - Novi	Distribution	40.00	4.80	
28	Nunneley - Clinton Twp	Distribution	40.00	4.80	
29	Nunneley - Clinton Twp	Distribution			
30	Oak Beach - Hume Twp	Distribution	40.00	4.80	
31	Oak Park - Oak Park	Distribution	40.00	4.80	
32	Oak Park - Oak Park	Distribution	24.00	4.80	
33	Oak Ridge - Brownstown Twp	Distribution	120.00	13.20	
34	Oak Ridge - Brownstown Twp	Distribution			
35	Oakman - Detroit	Distribution	24.00	4.80	
36	Oakwood - Oxford Twp	Distribution	40.00	13.20	
37	Oasis - Independence Twp	Distribution	40.00	13.20	
38	Odell - Raisinville Twp	Distribution	40.00	13.20	
39	Ogden - Plymouth Twp	Distribution	40.00	13.20	
40	Ohio - Southfield	Distribution	40.00	4.80	

Name of Respondent DTE Electric Company	This Report Is: (1) <input checked="" type="checkbox"/> An Original (2) <input type="checkbox"/> A Resubmission	Date of Report (Mo, Da, Yr) / /	Year/Period of Report End of <u>2018/Q4</u>
--	---	---------------------------------------	--

SUBSTATIONS (Continued)

5. Show in columns (l), (j), and (k) special equipment such as rotary converters, rectifiers, condensers, etc. and auxiliary equipment for increasing capacity.

6. Designate substations or major items of equipment leased from others, jointly owned with others, or operated otherwise than by reason of sole ownership by the respondent. For any substation or equipment operated under lease, give name of lessor, date and period of lease, and annual rent. For any substation or equipment operated other than by reason of sole ownership or lease, give name of co-owner or other party, explain basis of sharing expenses or other accounting between the parties, and state amounts and accounts affected in respondent's books of account. Specify in each case whether lessor, co-owner, or other party is an associated company.

Capacity of Substation (In Service) (In MVA) (f)	Number of Transformers In Service (g)	Number of Spare Transformers (h)	CONVERSION APPARATUS AND SPECIAL EQUIPMENT			Line No.
			Type of Equipment (i)	Number of Units (j)	Total Capacity (In MVA) (k)	
2	3					1
25	1					2
30	3					3
75	3					4
			Static Capacitor	4	19	5
50	2					6
50	2					7
			Static Capacitor	2	12	8
5	1					9
6	1					10
			Static Capacitor	1	7	11
300	3					12
70	3		Generating Transform			13
			Static Capacitor	6	102	14
50	2					15
68	1		Generating Transform			16
55	3					17
23	2					18
10	1					19
50	2					20
8	1					21
			Static Capacitor	1	7	22
300	4					23
60	4					24
			Static Capacitor	4	120	25
20	2					26
8	2					27
36	2					28
			Static Capacitor	1	9	29
3	1					30
20	2					31
10	1					32
96	2					33
			Static Capacitor	2	12	34
28	3					35
30	2					36
30	2					37
5	1					38
20	2					39
30	3					40

Name of Respondent DTE Electric Company	This Report Is: (1) <input checked="" type="checkbox"/> An Original (2) <input type="checkbox"/> A Resubmission	Date of Report (Mo, Da, Yr) / /	Year/Period of Report End of 2018/Q4
--	---	---------------------------------------	---

SUBSTATIONS

1. Report below the information called for concerning substations of the respondent as of the end of the year.
2. Substations which serve only one industrial or street railway customer should not be listed below.
3. Substations with capacities of Less than 10 MVA except those serving customers with energy for resale, may be grouped according to functional character, but the number of such substations must be shown.
4. Indicate in column (b) the functional character of each substation, designating whether transmission or distribution and whether attended or unattended. At the end of the page, summarize according to function the capacities reported for the individual stations in column (f).

Line No.	Name and Location of Substation (a)	Character of Substation (b)	VOLTAGE (In MVA)		
			Primary (c)	Secondary (d)	Tertiary (e)
1	Oliver - Oliver Twp	Distribution	40.00	4.80	
2	Olson - Detroit	Single Customer	24.00	0.48	
3	Omaha - Plymouth Twp	Distribution	40.00	13.20	
4	Omaha - Plymouth Twp	Distribution			
5	Omega - Harrison Twp.	Distribution	40.00	13.20	
6	Opal - Argyle Twp	Distribution	40.00	13.20	
7	Opal - Argyle Twp	Distribution			
8	Orchard - Detroit	Distribution	24.00	4.80	
9	Oregon - Milan	Distribution	40.00	13.20	
10	Orion - Lake Orion	Distribution	40.00	13.20	
11	Orion - Lake Orion	Distribution			
12	Osprey - Springfield Twp	Distribution	40.00	13.20	
13	Otis - Warren	Distribution	40.00	13.20	
14	Otis - Warren	Distribution	24.00	13.20	
15	Otsego - Imlay Twp	Distribution	120.00	40.00	
16	Otsego - Imlay Twp	Distribution	40.00	13.20	
17	Otsego - Imlay Twp	Distribution			
18	Ottawa - Livonia	Distribution	120.00	13.20	
19	Ottawa - Livonia	Distribution			
20	Otter Lake - Otter Lake	Distribution	40.00	4.80	
21	Outer Drive - Detroit	Distribution	24.00	4.80	
22	Owendale - Brookfield Twp	Distribution	40.00	4.80	
23	Oxford - Oxford	Distribution	40.00	13.20	
24	Oxford - Oxford	Distribution			
25	Oxide - Detroit	Single Customer	24.00	4.80	
26	Paddock - Pontiac	Distribution	40.00	8.30	
27	Page - Milford Twp	Distribution	40.00	13.20	
28	Page - Milford Twp	Distribution			
29	Palmer - Plymouth Twp	Single Customer	40.00	4.80	
30	Parkdale - Rochester Hills	Single Customer	40.00	4.80	
31	Parker Rd - Fort Gratiot Twp	Distribution	40.00	13.20	
32	Parker Rd - Fort Gratiot Twp	Distribution			
33	Patton - Southfield	Distribution	40.00	13.20	
34	Paul - Ypsilanti Twp	Distribution	40.00	4.80	
35	Paul - Ypsilanti Twp	Distribution			
36	Perkins - Livonia	Single Customer	40.00	4.80	
37	Peru - Inkster	Distribution	120.00	13.20	
38	Peru - Inkster	Distribution			
39	Petersburg - Summerfield Twp	Distribution	40.00	13.20	
40	Phoenix - Ann Arbor Twp	Distribution	120.00	40.00	

Name of Respondent DTE Electric Company	This Report Is: (1) <input checked="" type="checkbox"/> An Original (2) <input type="checkbox"/> A Resubmission	Date of Report (Mo, Da, Yr) / /	Year/Period of Report End of 2018/Q4
--	---	---------------------------------------	---

SUBSTATIONS (Continued)

5. Show in columns (l), (j), and (k) special equipment such as rotary converters, rectifiers, condensers, etc. and auxiliary equipment for increasing capacity.

6. Designate substations or major items of equipment leased from others, jointly owned with others, or operated otherwise than by reason of sole ownership by the respondent. For any substation or equipment operated under lease, give name of lessor, date and period of lease, and annual rent. For any substation or equipment operated other than by reason of sole ownership or lease, give name of co-owner or other party, explain basis of sharing expenses or other accounting between the parties, and state amounts and accounts affected in respondent's books of account. Specify in each case whether lessor, co-owner, or other party is an associated company.

Capacity of Substation (In Service) (In MVA) (f)	Number of Transformers In Service (g)	Number of Spare Transformers (h)	CONVERSION APPARATUS AND SPECIAL EQUIPMENT			Line No.
			Type of Equipment (i)	Number of Units (j)	Total Capacity (In MVA) (k)	
17	2					1
3	3					2
50	2					3
			Static Capacitor	2	9	4
30	2					5
6	1					6
			Static Capacitor	1	5	7
40	4					8
15	2					9
30	2					10
			Static Capacitor	1	7	11
25	1					12
40	2					13
15	1					14
75	1					15
20	2					16
			Static Capacitor	1	7	17
80	2					18
			Static Capacitor	2	12	19
3	1					20
20	2					21
2	1					22
15	2					23
			Static Capacitor	1	12	24
8	1					25
10	2					26
40	2					27
			Static Capacitor	1	12	28
10	2					29
20	2					30
50	2					31
			Static Capacitor	1	6	32
30	2					33
8	2					34
			Static Capacitor	2	11	35
2	1					36
50	2					37
			Static Capacitor	2	9	38
10	1					39
200	2					40

Name of Respondent DTE Electric Company	This Report Is: (1) <input checked="" type="checkbox"/> An Original (2) <input type="checkbox"/> A Resubmission	Date of Report (Mo, Da, Yr) / /	Year/Period of Report End of 2018/Q4
--	---	---------------------------------------	---

SUBSTATIONS

1. Report below the information called for concerning substations of the respondent as of the end of the year.
2. Substations which serve only one industrial or street railway customer should not be listed below.
3. Substations with capacities of Less than 10 MVA except those serving customers with energy for resale, may be grouped according to functional character, but the number of such substations must be shown.
4. Indicate in column (b) the functional character of each substation, designating whether transmission or distribution and whether attended or unattended. At the end of the page, summarize according to function the capacities reported for the individual stations in column (f).

Line No.	Name and Location of Substation (a)	Character of Substation (b)	VOLTAGE (In MVA)		
			Primary (c)	Secondary (d)	Tertiary (e)
1	Phoenix - Ann Arbor Twp	Distribution	120.00	13.20	
2	Phoenix - Ann Arbor Twp	Distribution			
3	Pickler - Romulus	Single Customer	40.00	13.20	
4	Piedmont - Lodi Twp	Distribution	40.00	13.20	
5	Pigeon - Winsor Twp	Distribution	40.00	13.20	
6	Pigeon - Winsor Twp	Distribution			
7	Pinckney - Pinckney	Distribution	40.00	13.20	
8	Pinckney - Pinckney	Distribution			
9	Pine Grove - Port Huron	Distribution	40.00	4.80	
10	Pine Grove - Port Huron	Distribution	24.00	4.80	
11	Pine Grove - Port Huron	Distribution			
12	Pingree - Detroit	Distribution	24.00	4.80	
13	Pinnebog - Bad Axe	Distribution	345.00	120.00	
14	Pinnebog - Bad Axe	Distribution	120.00	34.50	
15	Pioneer - Pittsfield Twp	Distribution	120.00	40.00	
16	Pioneer - Pittsfield Twp	Distribution	120.00	13.20	
17	Pioneer - Pittsfield Twp	Distribution			
18	Pittsfield - Ann Arbor	Distribution	40.00	4.80	
19	Placid - Springfield Twp	Distribution	120.00	40.00	
20	Placid - Springfield Twp	Distribution	120.00	13.20	
21	Placid - Springfield Twp	Distribution			
22	Placid - Springfield Twp	Distribution	40.00	4.80	
23	Pluto - Warren	Distribution	120.00	13.20	
24	Pluto - Warren	Distribution			
25	Plymouth - Plymouth	Distribution	40.00	4.80	
26	Plymouth - Plymouth	Distribution			
27	Polaris - Livonia	Single Customer	120.00	13.20	
28	Pontiac - Orion Twp	Distribution	120.00	13.20	
29	Poplar - Northfield Twp	Distribution	120.00	13.20	
30	Port Austin - Port Austin	Distribution	40.00	4.80	
31	Port Austin - Port Austin	Distribution			
32	Port Hope - Gore Twp	Distribution	40.00	4.80	
33	Port Huron - Port Huron	Distribution	40.00	4.80	
34	Port Huron - Port Huron	Distribution	24.00	4.80	
35	Port Sanilac - Port Sanilac	Distribution	40.00	4.80	
36	Praxair - River Rouge	Single Customer	120.00	13.20	
37	Press Plant - Warren	Single Customer	24.00	4.80	
38	Price - Ann Arbor	Distribution	40.00	4.80	
39	Prime - Livonia	Single Customer	40.00	13.20	
40	Proctor - Novesta Twp	Distribution	40.00	4.80	

Name of Respondent DTE Electric Company	This Report Is: (1) <input checked="" type="checkbox"/> An Original (2) <input type="checkbox"/> A Resubmission	Date of Report (Mo, Da, Yr) / /	Year/Period of Report End of 2018/Q4
--	---	---------------------------------------	---

SUBSTATIONS (Continued)

5. Show in columns (l), (j), and (k) special equipment such as rotary converters, rectifiers, condensers, etc. and auxiliary equipment for increasing capacity.

6. Designate substations or major items of equipment leased from others, jointly owned with others, or operated otherwise than by reason of sole ownership by the respondent. For any substation or equipment operated under lease, give name of lessor, date and period of lease, and annual rent. For any substation or equipment operated other than by reason of sole ownership or lease, give name of co-owner or other party, explain basis of sharing expenses or other accounting between the parties, and state amounts and accounts affected in respondent's books of account. Specify in each case whether lessor, co-owner, or other party is an associated company.

Capacity of Substation (In Service) (In MVA) (f)	Number of Transformers In Service (g)	Number of Spare Transformers (h)	CONVERSION APPARATUS AND SPECIAL EQUIPMENT			Line No.
			Type of Equipment (i)	Number of Units (j)	Total Capacity (In MVA) (k)	
50	2					1
			Static Capacitor	4	72	2
8	1					3
25	2					4
20	2					5
			Static Capacitor	1	5	6
50	2					7
			Static Capacitor	1	9	8
9	1					9
18	2					10
			Static Capacitor	1	5	11
14	2					12
230	1					13
60	1		Generating Transform			14
150	2					15
80	2					16
			Static Capacitor	4	45	17
26	2					18
200	2					19
15	2					20
			Static Capacitor	1	18	21
14	1		Generating Transform			22
50	2					23
			Static Capacitor	2	12	24
25	2					25
			Static Capacitor	2	19	26
25	1					27
50	2					28
25	1					29
7	4					30
			Static Capacitor	1	5	31
4	1					32
10	1					33
7	1					34
3	1					35
245	7					36
38	3					37
15	2					38
13	1					39
3	1					40

Name of Respondent DTE Electric Company	This Report Is: (1) <input checked="" type="checkbox"/> An Original (2) <input type="checkbox"/> A Resubmission	Date of Report (Mo, Da, Yr) / /	Year/Period of Report End of 2018/Q4
--	---	---------------------------------------	---

SUBSTATIONS

- Report below the information called for concerning substations of the respondent as of the end of the year.
- Substations which serve only one industrial or street railway customer should not be listed below.
- Substations with capacities of Less than 10 MVA except those serving customers with energy for resale, may be grouped according to functional character, but the number of such substations must be shown.
- Indicate in column (b) the functional character of each substation, designating whether transmission or distribution and whether attended or unattended. At the end of the page, summarize according to function the capacities reported for the individual stations in column (f).

Line No.	Name and Location of Substation (a)	Character of Substation (b)	VOLTAGE (In MVA)		
			Primary (c)	Secondary (d)	Tertiary (e)
1	Prospect - Superior Twp	Distribution	40.00	4.80	
2	Proud - Milford Twp	Distribution	120.00	40.00	
3	Proud - Milford Twp	Distribution	120.00	13.20	
4	Pulford - Detroit	Distribution	24.00	4.80	
5	Puritan - Detroit	Distribution	24.00	4.80	
6	Putnam - Fremont Twp	Distribution	40.00	4.80	
7	Quail - Wisner	Distribution	40.00	4.80	
8	Quaker - Novi	Distribution	120.00	13.20	
9	Quaker - Novi	Distribution			
10	Quarton Road - Birmingham	Distribution	40.00	4.80	
11	Queen - Frenchtown Twp	Distribution	40.00	4.80	
12	Quincy - Fremont Twp	Distribution	40.00	4.80	
13	Ramsey - Clinton	Single Customer	40.00	13.20	
14	Ramville - Warren	Single Customer	120.00	13.20	
15	Randolph - Akron Twp	Distribution			
16	Rapid Street - Pontiac	Distribution	40.00	8.30	
17	Ravine - Farmington Twp	Distribution	40.00	4.80	
18	Ray - Armada	Single Customer	40.00	13.20	
19	Red Run - Warren	Distribution	120.00	40.00	
20	Red Run - Warren	Distribution	120.00	13.20	
21	Red Run - Warren	Distribution			
22	Redford - Detroit	Distribution	40.00	4.80	
23	Redford - Detroit	Distribution	24.00	4.80	
24	Redford - Detroit	Distribution			
25	Reese - Denmark Twp	Distribution	40.00	4.80	
26	Reese - Denmark Twp	Distribution			
27	Regent - Ann Arbor	Distribution	40.00	4.80	
28	Remer - E China Twp	Distribution	120.00	40.00	
29	Remer - E China Twp	Distribution	40.00	13.20	
30	Remer - E China Twp	Distribution	120.00	4.80	
31	Reno - Freedom Twp	Distribution	40.00	4.80	
32	Republic - Monroe	Single Customer	24.00	4.80	
33	Richmond - Richmond Twp	Distribution	40.00	13.20	
34	Richmond - Richmond Twp	Distribution	40.00	4.80	
35	Richmond - Richmond Twp	Distribution			
36	Richville - Denmark Twp	Distribution	40.00	4.80	
37	River Raisin - Raisinville Twp	Distribution	40.00	4.80	
38	Riverside - Cottrellville Twp	Distribution	40.00	13.20	
39	Riverview - Riverview	Distribution	120.00	40.00	
40	Riverview - Riverview	Distribution	40.00	4.80	

Name of Respondent DTE Electric Company	This Report Is: (1) <input checked="" type="checkbox"/> An Original (2) <input type="checkbox"/> A Resubmission	Date of Report (Mo, Da, Yr) / /	Year/Period of Report End of 2018/Q4
--	---	---------------------------------------	---

SUBSTATIONS (Continued)

5. Show in columns (l), (j), and (k) special equipment such as rotary converters, rectifiers, condensers, etc. and auxiliary equipment for increasing capacity.

6. Designate substations or major items of equipment leased from others, jointly owned with others, or operated otherwise than by reason of sole ownership by the respondent. For any substation or equipment operated under lease, give name of lessor, date and period of lease, and annual rent. For any substation or equipment operated other than by reason of sole ownership or lease, give name of co-owner or other party, explain basis of sharing expenses or other accounting between the parties, and state amounts and accounts affected in respondent's books of account. Specify in each case whether lessor, co-owner, or other party is an associated company.

Capacity of Substation (In Service) (In MVA) (f)	Number of Transformers In Service (g)	Number of Spare Transformers (h)	CONVERSION APPARATUS AND SPECIAL EQUIPMENT			Line No.
			Type of Equipment (i)	Number of Units (j)	Total Capacity (In MVA) (k)	
3	1					1
75	1					2
25	1					3
45	4					4
35	3					5
14	1		Generating Transform			6
2	1					7
50	2					8
			Static Capacitor	2	12	9
15	2					10
5	2					11
2	1					12
5	2					13
50	2					14
			Bus			15
20	2					16
23	2					17
5	1					18
225	3					19
50	2					20
			Static Capacitor	3	54	21
10	1					22
18	2					23
			Static Capacitor	2	18	24
4	1					25
			Static Capacitor	1	5	26
20	2					27
175	2					28
50	2					29
15	1		Generating Transform			30
3	2					31
33	3					32
8	1					33
12	2					34
			Static Capacitor	1	10	35
3	1					36
3	2					37
5	1					38
150	2					39
10	2					40

Name of Respondent DTE Electric Company	This Report Is: (1) <input checked="" type="checkbox"/> An Original (2) <input type="checkbox"/> A Resubmission	Date of Report (Mo, Da, Yr) / /	Year/Period of Report End of 2018/Q4
--	---	---------------------------------------	---

SUBSTATIONS

1. Report below the information called for concerning substations of the respondent as of the end of the year.
2. Substations which serve only one industrial or street railway customer should not be listed below.
3. Substations with capacities of Less than 10 MVA except those serving customers with energy for resale, may be grouped according to functional character, but the number of such substations must be shown.
4. Indicate in column (b) the functional character of each substation, designating whether transmission or distribution and whether attended or unattended. At the end of the page, summarize according to function the capacities reported for the individual stations in column (f).

Line No.	Name and Location of Substation (a)	Character of Substation (b)	VOLTAGE (In MVA)		
			Primary (c)	Secondary (d)	Tertiary (e)
1	Riverview - Riverview	Distribution			
2	Robin - Dryden Twp	Distribution	120.00	13.20	
3	Rochester - Rochester	Distribution	40.00	4.80	
4	Rockwood - Rockwood	Distribution	40.00	4.80	
5	Rockwood - Rockwood	Distribution			
6	Romeo - Romeo	Distribution	40.00	4.80	
7	Romulus - Romulus Twp	Distribution	120.00	40.00	
8	Romulus - Romulus Twp	Distribution	120.00	13.20	
9	Romulus - Romulus Twp	Distribution			
10	Roosevelt - Monroe	Distribution	24.00	4.80	
11	Roseville - Roseville	Distribution	24.00	4.80	
12	Rotunda - Dearborn	Distribution	230.00	13.20	
13	Rotunda - Dearborn	Distribution			
14	Rush - Watertown Twp	Distribution	120.00	40.00	
15	Rush - Watertown Twp	Distribution	40.00	13.20	
16	Rush - Watertown Twp	Distribution			
17	Salem - Salem Twp	Distribution	40.00	13.20	
18	Salem - Salem Twp	Distribution	40.00	4.80	
19	Saline - Saline	Distribution	40.00	13.20	
20	Saline - Saline	Distribution			
21	Sandusky - Sandusky	Distribution	120.00	40.00	
22	Sandusky - Sandusky	Distribution	40.00	13.20	
23	Sandusky - Sandusky	Distribution	40.00	4.80	
24	Sandusky - Sandusky	Distribution			
25	Sargent - Southfield	Distribution	40.00	13.20	
26	Saturn - Hamtramck	Single Customer	120.00	13.20	
27	Savage - Troy	Distribution	40.00	13.20	
28	Savage - Troy	Distribution			
29	Savannah - Detroit	Distribution	24.00	4.80	
30	Savoy - St Clair Shores	Distribution	40.00	13.20	
31	Saxon - Elk Twp	Distribution	40.00	13.20	
32	Schaefer - Detroit	Single Customer	24.00	4.80	
33	Scotten - Detroit	Distribution	24.00	4.80	
34	Scottsdale - Ypsilanti	Single Customer	120.00	13.20	
35	Seamless Tube - South Lyon	Single Customer	40.00	4.80	
36	Seaside - Harbor Beach	Single Customer	120.00	13.20	
37	Sebewaing - Sebewaing Twp	Distribution	40.00	4.80	
38	Sebewaing - Sebewaing Twp	Distribution			
39	Selfridge - Harrison Twp	Distribution	40.00	13.20	
40	Selfridge - Harrison Twp	Single Customer	40.00	4.80	

Name of Respondent DTE Electric Company	This Report Is: (1) <input checked="" type="checkbox"/> An Original (2) <input type="checkbox"/> A Resubmission	Date of Report (Mo, Da, Yr) / /	Year/Period of Report End of 2018/Q4
--	---	---------------------------------------	---

SUBSTATIONS (Continued)

5. Show in columns (l), (j), and (k) special equipment such as rotary converters, rectifiers, condensers, etc. and auxiliary equipment for increasing capacity.

6. Designate substations or major items of equipment leased from others, jointly owned with others, or operated otherwise than by reason of sole ownership by the respondent. For any substation or equipment operated under lease, give name of lessor, date and period of lease, and annual rent. For any substation or equipment operated other than by reason of sole ownership or lease, give name of co-owner or other party, explain basis of sharing expenses or other accounting between the parties, and state amounts and accounts affected in respondent's books of account. Specify in each case whether lessor, co-owner, or other party is an associated company.

Capacity of Substation (In Service) (In MVA) (f)	Number of Transformers In Service (g)	Number of Spare Transformers (h)	CONVERSION APPARATUS AND SPECIAL EQUIPMENT			Line No.
			Type of Equipment (i)	Number of Units (j)	Total Capacity (In MVA) (k)	
			Static Capacitor	2	36	1
33	2					2
23	2					3
8	2					4
			Static Capacitor	1	10	5
13	2					6
200	2					7
8	1					8
			Static Capacitor	1	12	9
18	3					10
30	3					11
80	2					12
			Static Capacitor	2	12	13
50	1					14
5	1					15
			Static Capacitor	1	7	16
8	1					17
3	3					18
50	2					19
			Static Capacitor	3	22	20
75	1					21
8	1					22
5	2					23
			Static Capacitor	1	7	24
50	2					25
80	2					26
55	3					27
			Static Capacitor	3	18	28
33	3					29
30	2					30
3	1					31
19	2					32
40	4					33
8	1					34
8	1					35
50	2					36
4	1					37
			Static Capacitor	2	12	38
5	1					39
19	2					40

Name of Respondent DTE Electric Company	This Report Is: (1) <input checked="" type="checkbox"/> An Original (2) <input type="checkbox"/> A Resubmission	Date of Report (Mo, Da, Yr) / /	Year/Period of Report End of 2018/Q4
--	---	---------------------------------------	---

SUBSTATIONS

- Report below the information called for concerning substations of the respondent as of the end of the year.
- Substations which serve only one industrial or street railway customer should not be listed below.
- Substations with capacities of Less than 10 MVA except those serving customers with energy for resale, may be grouped according to functional character, but the number of such substations must be shown.
- Indicate in column (b) the functional character of each substation, designating whether transmission or distribution and whether attended or unattended. At the end of the page, summarize according to function the capacities reported for the individual stations in column (f).

Line No.	Name and Location of Substation (a)	Character of Substation (b)	VOLTAGE (In MVA)		
			Primary (c)	Secondary (d)	Tertiary (e)
1	Selkirk - Green Oak Twp	Distribution	120.00	40.00	
2	Selkirk - Green Oak Twp	Distribution	40.00	13.20	
3	Selkirk - Green Oak Twp	Distribution			
4	Seneca - Rochester Hills	Distribution	120.00	13.20	
5	Seneca - Rochester Hills	Distribution			
6	Seville - Frenchtown Twp	Distribution	120.00	13.20	
7	Seville - Frenchtown Twp	Distribution			
8	Seward - Ann Arbor	Single Customer	40.00	13.20	
9	Shaddick - Dearborn	Distribution	24.00	4.80	
10	Shaw - Goodland Twp	Distribution	40.00	4.80	
11	Sheldon - Van Buren Twp	Distribution	40.00	13.20	
12	Sheldon - Van Buren Twp	Single Customer	120.00	13.20	
13	Sherwood - Sumpter Twp	Distribution	40.00	4.80	
14	Shoal - Frenchtown Twp	Distribution	120.00	13.20	
15	Shores - St Clair Shores	Distribution	40.00	4.80	
16	Sidney - Plymouth Twp	Distribution	40.00	13.20	
17	Sidney - Plymouth Twp	Distribution			
18	Sigel Wind Park - Harbor Beach	Distribution	120.00	34.50	
19	Simpson - Marysville	Single Customer	40.00	13.20	
20	Six Mile - Redford Twp	Distribution	40.00	4.80	
21	Skylark - City Of Warren	Single Customer	120.00	13.20	
22	Slater - Brockway Twp	Distribution	40.00	4.80	
23	Sloan - Sterling Heights	Distribution	120.00	13.20	
24	Sloan - Sterling Heights	Distribution			
25	Slocum - Trenton	Distribution			
26	Slocum - Trenton	Distribution	24.00	4.80	
27	Snover - Moore Twp	Distribution	40.00	4.80	
28	South Lyon - South Lyon	Distribution	40.00	4.80	
29	Southfield - Southfield	Distribution	120.00	40.00	
30	Southfield - Southfield	Distribution	120.00	13.20	
31	Southfield - Southfield	Distribution			
32	Spain - Shelby	Distribution	120.00	13.20	
33	Spartan - Woodhaven	Single Customer	40.00	4.80	
34	Spencer - Auburn Hills	Distribution	120.00	13.20	
35	Spencer - Auburn Hills	Distribution			
36	Spokane - Rochester Hills	Distribution	120.00	40.00	
37	Spokane - Rochester Hills	Distribution	120.00	13.20	
38	Spokane - Rochester Hills	Distribution			
39	Sport - Wayne	Single Customer	120.00	13.20	
40	Spruce - Scio Twp	Distribution	120.00	13.20	

Name of Respondent DTE Electric Company	This Report Is: (1) <input checked="" type="checkbox"/> An Original (2) <input type="checkbox"/> A Resubmission	Date of Report (Mo, Da, Yr) / /	Year/Period of Report End of 2018/Q4
--	---	---------------------------------------	---

SUBSTATIONS (Continued)

5. Show in columns (l), (j), and (k) special equipment such as rotary converters, rectifiers, condensers, etc. and auxiliary equipment for increasing capacity.

6. Designate substations or major items of equipment leased from others, jointly owned with others, or operated otherwise than by reason of sole ownership by the respondent. For any substation or equipment operated under lease, give name of lessor, date and period of lease, and annual rent. For any substation or equipment operated other than by reason of sole ownership or lease, give name of co-owner or other party, explain basis of sharing expenses or other accounting between the parties, and state amounts and accounts affected in respondent's books of account. Specify in each case whether lessor, co-owner, or other party is an associated company.

Capacity of Substation (In Service) (In MVA) (f)	Number of Transformers In Service (g)	Number of Spare Transformers (h)	CONVERSION APPARATUS AND SPECIAL EQUIPMENT			Line No.
			Type of Equipment (i)	Number of Units (j)	Total Capacity (In MVA) (k)	
50	1					1
50	2					2
			Static Capacitor	3	19	3
50	2					4
			Static Capacitor	2	12	5
50	2					6
			Static Capacitor	2	6	7
5	1					8
18	2					9
3	1					10
50	2					11
8	1					12
6	1					13
50	2					14
30	3					15
50	2					16
			Static Capacitor	1	7	17
75	1		Generating Transform			18
10	2					19
25	2					20
120	3					21
3	1					22
80	2					23
			Static Capacitor	2	12	24
			Static Capacitor	2	31	25
14	1		Generating Transform			26
3	1					27
9	2					28
300	3					29
120	3					30
			Static Capacitor	5	78	31
13	1					32
2	1					33
80	2					34
			Static Capacitor	2	12	35
200	2					36
120	3					37
			Static Capacitor	4	48	38
50	2					39
50	2					40

Name of Respondent DTE Electric Company	This Report Is: (1) <input checked="" type="checkbox"/> An Original (2) <input type="checkbox"/> A Resubmission	Date of Report (Mo, Da, Yr) / /	Year/Period of Report End of 2018/Q4
--	---	---------------------------------------	---

SUBSTATIONS

1. Report below the information called for concerning substations of the respondent as of the end of the year.
2. Substations which serve only one industrial or street railway customer should not be listed below.
3. Substations with capacities of Less than 10 MVA except those serving customers with energy for resale, may be grouped according to functional character, but the number of such substations must be shown.
4. Indicate in column (b) the functional character of each substation, designating whether transmission or distribution and whether attended or unattended. At the end of the page, summarize according to function the capacities reported for the individual stations in column (f).

Line No.	Name and Location of Substation (a)	Character of Substation (b)	VOLTAGE (In MVA)		
			Primary (c)	Secondary (d)	Tertiary (e)
1	Spruce - Scio Twp	Distribution			
2	St Antoine - Detroit	Distribution	120.00	13.20	
3	St Antoine - Detroit	Distribution			
4	St Clair - St Clair	Distribution	40.00	4.80	
5	St Clair PP - East China Twp	Distribution	120.00	13.20	
6	St Louis - Detroit	Distribution	24.00	4.80	
7	Stark - Livonia	Distribution	40.00	4.80	
8	State - Pittsfield Twp	Distribution	40.00	13.20	
9	State - Pittsfield Twp	Distribution			
10	Stephens - Warren	Distribution	120.00	24.00	
11	Stephens - Warren	Distribution	120.00	13.20	
12	Stephens - Warren	Distribution	24.00	4.80	
13	Stephens - Warren	Distribution			
14	Sterling - Sterling Heights	Distribution	120.00	40.00	
15	Sterling - Sterling Heights	Distribution	40.00	13.20	
16	Sterling - Sterling Heights	Distribution			
17	Stockbridge - White Oak Twp	Distribution	40.00	13.20	
18	Stockbridge - White Oak Twp	Distribution	40.00	4.80	
19	Stockwell - Pontiac	Distribution	40.00	8.30	
20	Stoepel - Detroit	Distribution	24.00	4.80	
21	Stone Pool - Detroit	Distribution	120.00	13.20	
22	Stone Pool - Detroit	Distribution			
23	Stratford - Oxford Twp.	Distribution	120.00	40.00	
24	Stratford - Oxford Twp.	Distribution	120.00	13.20	
25	Sullivan - Oliver Twp-Huron	Distribution	40.00	4.80	
26	Sulphite - Pt Huron	Single Customer	40.00	4.80	
27	Sumpter - Sumpter Twp	Distribution	120.00	13.20	
28	Sunbird - Orion Twp	Single Customer	120.00	13.20	
29	Sunset - Farmington Hills	Distribution	120.00	40.00	
30	Sunset - Farmington Hills	Distribution	120.00	13.20	
31	Sunset - Farmington Hills	Distribution			
32	Superior - Superior Twp	Distribution	120.00	40.00	
33	Superior - Superior Twp	Distribution			
34	Superior - Superior Twp	Distribution	40.00	13.20	
35	Sutton - Clinton Twp	Distribution	40.00	4.80	
36	Swan Creek - Berlin Twp	Distribution	120.00	13.20	
37	Swift - Rich Twp	Single Customer	40.00	4.80	
38	Syracuse - Taylor	Distribution	40.00	4.80	
39	Tacoma - Maple Valley Twp	Distribution	40.00	13.20	
40	Tacoma - Maple Valley Twp	Distribution			

Name of Respondent DTE Electric Company	This Report Is: (1) <input checked="" type="checkbox"/> An Original (2) <input type="checkbox"/> A Resubmission	Date of Report (Mo, Da, Yr) / /	Year/Period of Report End of 2018/Q4
--	---	---------------------------------------	---

SUBSTATIONS (Continued)

5. Show in columns (l), (j), and (k) special equipment such as rotary converters, rectifiers, condensers, etc. and auxiliary equipment for increasing capacity.

6. Designate substations or major items of equipment leased from others, jointly owned with others, or operated otherwise than by reason of sole ownership by the respondent. For any substation or equipment operated under lease, give name of lessor, date and period of lease, and annual rent. For any substation or equipment operated other than by reason of sole ownership or lease, give name of co-owner or other party, explain basis of sharing expenses or other accounting between the parties, and state amounts and accounts affected in respondent's books of account. Specify in each case whether lessor, co-owner, or other party is an associated company.

Capacity of Substation (In Service) (In MVa) (f)	Number of Transformers In Service (g)	Number of Spare Transformers (h)	CONVERSION APPARATUS AND SPECIAL EQUIPMENT			Line No.
			Type of Equipment (i)	Number of Units (j)	Total Capacity (In MVa) (k)	
			Static Capacitor	2	12	1
120	3					2
			Static Capacitor	3	18	3
10	2					4
20	1					5
40	4					6
20	2					7
50	2					8
			Static Capacitor	1	7	9
195	3					10
50	2					11
20	2					12
			Static Capacitor	5	66	13
225	3					14
75	3					15
			Static Capacitor	6	54	16
2	1					17
3	1					18
20	2					19
36	4					20
120	3					21
			Static Capacitor	4	24	22
200	2					23
50	2					24
3	1					25
25	2					26
9	1					27
80	2					28
200	2					29
80	2					30
			Static Capacitor	4	60	31
195	3					32
			Static Capacitor	3	66	33
68	1		Generating Transform			34
20	2					35
19	2					36
5	1					37
38	3					38
5	1					39
			Static Capacitor	1	6	40

Name of Respondent DTE Electric Company	This Report Is: (1) <input checked="" type="checkbox"/> An Original (2) <input type="checkbox"/> A Resubmission	Date of Report (Mo, Da, Yr) / /	Year/Period of Report End of 2018/Q4
--	---	---------------------------------------	---

SUBSTATIONS

1. Report below the information called for concerning substations of the respondent as of the end of the year.
2. Substations which serve only one industrial or street railway customer should not be listed below.
3. Substations with capacities of Less than 10 MVa except those serving customers with energy for resale, may be grouped according to functional character, but the number of such substations must be shown.
4. Indicate in column (b) the functional character of each substation, designating whether transmission or distribution and whether attended or unattended. At the end of the page, summarize according to function the capacities reported for the individual stations in column (f).

Line No.	Name and Location of Substation (a)	Character of Substation (b)	VOLTAGE (In MVa)		
			Primary (c)	Secondary (d)	Tertiary (e)
1	Tahoe - Novi	Distribution	40.00	13.20	
2	Tahoe - Novi	Distribution			
3	Talbot - Minden Twp	Distribution	40.00	13.20	
4	Tamrack - Lyon Twp	Distribution	120.00	13.20	
5	Tamrack - Lyon Twp	Distribution	40.00	13.20	
6	Tamrack - Lyon Twp	Distribution			
7	Tandem - Ecorse	Single Customer	120.00	13.20	
8	Taurus - Woodhaven	Single Customer	120.00	13.20	
9	Taylor - City Of Taylor	Distribution	120.00	13.20	
10	Taylor - City Of Taylor	Distribution			
11	Teggerdine - White Lake Twp	Distribution	40.00	13.20	
12	Teggerdine - White Lake Twp	Distribution			
13	Tempest - Pontiac	Single Customer	120.00	13.20	
14	Temple - Detroit	Distribution	120.00	13.20	
15	Temple - Detroit	Distribution			
16	Tienken - Rochester Hills	Distribution	120.00	13.20	
17	Tienken - Rochester Hills	Distribution			
18	Tiffany - Taylor	Distribution	40.00	13.20	
19	Tipton Metal Prod - Warren	Single Customer	24.00	4.80	
20	Tireman - Detroit	Distribution	24.00	4.80	
21	Titan - Sterling Heights	Single Customer	40.00	4.80	
22	Todd - Webster Twp	Distribution	40.00	4.80	
23	Topaz - Wayne	Single Customer	120.00	13.20	
24	Toyota - Saline	Single Customer	40.00	13.20	
25	Trenton - Trenton	Distribution	40.00	4.80	
26	Trenton - Trenton	Distribution	24.00	4.80	
27	Trenton Channel PP - Trenton	Distribution	120.00	24.00	
28	Trinity - Monroe Twp	Distribution	40.00	13.20	
29	Trinity - Monroe Twp	Distribution	24.00	13.20	
30	Troy - Royal Oak	Distribution	120.00	40.00	
31	Troy - Royal Oak	Distribution			
32	Turner - Detroit	Distribution	24.00	4.80	
33	Tuscola - Indianfields Twp	Distribution	120.00	40.00	
34	Tuscola - Indianfields Twp	Distribution	120.00	13.20	
35	Tuscola - Indianfields Twp	Distribution			
36	Twelve Mile - Royal Oak	Distribution	40.00	4.80	
37	Twelve Mile - Royal Oak	Distribution	24.00	4.80	
38	Twelve Mile - Royal Oak	Distribution			
39	Union Lake - Waterford Twp	Distribution	40.00	4.80	
40	Unionville - Columbia Twp	Distribution	40.00	4.80	

Name of Respondent DTE Electric Company	This Report Is: (1) <input checked="" type="checkbox"/> An Original (2) <input type="checkbox"/> A Resubmission	Date of Report (Mo, Da, Yr) / /	Year/Period of Report End of 2018/Q4
--	---	---------------------------------------	---

SUBSTATIONS (Continued)

5. Show in columns (l), (j), and (k) special equipment such as rotary converters, rectifiers, condensers, etc. and auxiliary equipment for increasing capacity.

6. Designate substations or major items of equipment leased from others, jointly owned with others, or operated otherwise than by reason of sole ownership by the respondent. For any substation or equipment operated under lease, give name of lessor, date and period of lease, and annual rent. For any substation or equipment operated other than by reason of sole ownership or lease, give name of co-owner or other party, explain basis of sharing expenses or other accounting between the parties, and state amounts and accounts affected in respondent's books of account. Specify in each case whether lessor, co-owner, or other party is an associated company.

Capacity of Substation (In Service) (In MVA) (f)	Number of Transformers In Service (g)	Number of Spare Transformers (h)	CONVERSION APPARATUS AND SPECIAL EQUIPMENT			Line No.
			Type of Equipment (i)	Number of Units (j)	Total Capacity (In MVA) (k)	
50	2					1
			Static Capacitor	2	12	2
5	1					3
25	1					4
50	2					5
			Static Capacitor	3	18	6
120	3					7
25	1					8
80	2					9
			Static Capacitor	2	12	10
50	2					11
			Static Capacitor	3	18	12
80	2					13
120	3					14
			Static Capacitor	4	24	15
50	2					16
			Static Capacitor	2	12	17
30	2					18
12	2					19
28	3					20
19	2					21
3	1					22
80	2					23
25	1					24
9	1					25
13	1					26
150	2					27
15	1					28
10	1					29
400	4					30
			Static Capacitor	4	120	31
28	3					32
50	1					33
50	2					34
			Static Capacitor	2	13	35
10	1					36
10	1					37
			Static Capacitor	1	9	38
25	2					39
2	3					40

Name of Respondent DTE Electric Company	This Report Is: (1) <input checked="" type="checkbox"/> An Original (2) <input type="checkbox"/> A Resubmission	Date of Report (Mo, Da, Yr) / /	Year/Period of Report End of 2018/Q4
--	---	---------------------------------------	---

SUBSTATIONS

1. Report below the information called for concerning substations of the respondent as of the end of the year.
2. Substations which serve only one industrial or street railway customer should not be listed below.
3. Substations with capacities of Less than 10 MVA except those serving customers with energy for resale, may be grouped according to functional character, but the number of such substations must be shown.
4. Indicate in column (b) the functional character of each substation, designating whether transmission or distribution and whether attended or unattended. At the end of the page, summarize according to function the capacities reported for the individual stations in column (f).

Line No.	Name and Location of Substation (a)	Character of Substation (b)	VOLTAGE (In MVA)		
			Primary (c)	Secondary (d)	Tertiary (e)
1	University - Ann Arbor	Single Customer	40.00	13.20	
2	Utah - China Twp	Single Customer	40.00	4.80	
3	Utica - Utica	Distribution	40.00	4.80	
4	Valley - Van Buren Twp	Single Customer	40.00	4.80	
5	Van Dyke - Sterling Heights	Single Customer	120.00	13.20	
6	Venice - Dearborn	Distribution	24.00	4.80	
7	Venoy - Westland	Distribution	120.00	13.20	
8	Venoy - Westland	Distribution			
9	Vernier - Grosse Pte Woods	Distribution	40.00	4.80	
10	Veterans - Ann Arbor	Single Customer	40.00	13.20	
11	Victor - Lenox Twp	Distribution	120.00	40.00	
12	Victor - Lenox Twp	Distribution	120.00	13.20	
13	Victor - Lenox Twp	Distribution			
14	Villa - Redford Twp	Distribution	40.00	4.80	
15	Visteon - Van Buren Twp	Single Customer	120.00	13.20	
16	Vital - Dundee Twp	Single Customer	120.00	13.20	
17	Voyager - Detroit	Single Customer	120.00	13.20	
18	Wabash - Port Huron Twp	Distribution	120.00	40.00	
19	Wabash - Port Huron Twp	Distribution	40.00	13.20	
20	Wabash - Port Huron Twp	Distribution			
21	Wagner - Detroit	Distribution	24.00	4.80	
22	Walker - Detroit	Distribution	24.00	4.80	
23	Walled Lake - Walled Lake	Distribution	40.00	4.80	
24	Walled Lake - Walled Lake	Distribution			
25	Walnut - W Bloomfield Twp	Distribution	40.00	13.20	
26	Walnut - W Bloomfield Twp	Distribution			
27	Walton - Pontiac	Distribution	120.00	40.00	
28	Walton - Pontiac	Distribution	40.00	4.80	
29	Walton - Pontiac	Distribution			
30	Wardlow - Highland Twp	Distribution	40.00	13.20	
31	Wardlow - Highland Twp	Distribution			
32	Warren - Dearborn	Distribution	120.00	24.00	
33	Warren - Dearborn	Distribution	120.00	13.20	
34	Warren - Dearborn	Distribution			
35	Washington - Washington Twp	Distribution	40.00	4.80	
36	Washington - Washington Twp	Distribution			
37	Waterford - Waterford Twp	Distribution	40.00	13.20	
38	Waterford - Waterford Twp	Distribution	40.00	4.80	
39	Waterford - Waterford Twp	Distribution			
40	Waterman - Detroit	Distribution	120.00	24.00	

Name of Respondent DTE Electric Company	This Report Is: (1) <input checked="" type="checkbox"/> An Original (2) <input type="checkbox"/> A Resubmission	Date of Report (Mo, Da, Yr) / /	Year/Period of Report End of 2018/Q4
--	---	---------------------------------------	---

SUBSTATIONS (Continued)

5. Show in columns (l), (j), and (k) special equipment such as rotary converters, rectifiers, condensers, etc. and auxiliary equipment for increasing capacity.

6. Designate substations or major items of equipment leased from others, jointly owned with others, or operated otherwise than by reason of sole ownership by the respondent. For any substation or equipment operated under lease, give name of lessor, date and period of lease, and annual rent. For any substation or equipment operated other than by reason of sole ownership or lease, give name of co-owner or other party, explain basis of sharing expenses or other accounting between the parties, and state amounts and accounts affected in respondent's books of account. Specify in each case whether lessor, co-owner, or other party is an associated company.

Capacity of Substation (In Service) (In MVA) (f)	Number of Transformers In Service (g)	Number of Spare Transformers (h)	CONVERSION APPARATUS AND SPECIAL EQUIPMENT			Line No.
			Type of Equipment (i)	Number of Units (j)	Total Capacity (In MVA) (k)	
75	3					1
1	3					2
38	2					3
3	1					4
80	2					5
35	3					6
50	2					7
			Static Capacitor	2	9	8
38	3					9
25	2					10
175	2					11
50	2					12
			Static Capacitor	2	36	13
40	2					14
9	1					15
50	2					16
80	2					17
150	2					18
50	2					19
			Static Capacitor	1	18	20
30	3					21
50	5					22
12	2					23
			Static Capacitor	1	7	24
50	2					25
			Static Capacitor	2	12	26
200	2					27
15	2					28
			Static Capacitor	2	48	29
23	2					30
			Static Capacitor	1	7	31
300	4					32
50	2					33
			Static Capacitor	5	100	34
12	2					35
			Static Capacitor	1	7	36
30	2					37
15	2					38
			Static Capacitor	1	9	39
300	3					40

Name of Respondent DTE Electric Company	This Report Is: (1) <input checked="" type="checkbox"/> An Original (2) <input type="checkbox"/> A Resubmission	Date of Report (Mo, Da, Yr) / /	Year/Period of Report End of 2018/Q4
--	---	---------------------------------------	---

SUBSTATIONS

1. Report below the information called for concerning substations of the respondent as of the end of the year.
2. Substations which serve only one industrial or street railway customer should not be listed below.
3. Substations with capacities of Less than 10 MVa except those serving customers with energy for resale, may be grouped according to functional character, but the number of such substations must be shown.
4. Indicate in column (b) the functional character of each substation, designating whether transmission or distribution and whether attended or unattended. At the end of the page, summarize according to function the capacities reported for the individual stations in column (f).

Line No.	Name and Location of Substation (a)	Character of Substation (b)	VOLTAGE (In MVa)		
			Primary (c)	Secondary (d)	Tertiary (e)
1	Waterman - Detroit	Distribution	24.00	4.80	
2	Wayburn - Detroit	Distribution	24.00	4.80	
3	Wayne - Canton Twp	Distribution	120.00	13.20	
4	Wayne - Canton Twp	Distribution			
5	Webster - Royal Oak	Distribution	40.00	4.80	
6	Webster - Royal Oak	Distribution	24.00	4.80	
7	Wells - Dundee Twp	Single Customer	40.00	4.80	
8	West End - Detroit	Distribution	24.00	4.80	
9	Westchester - Bloomfield Twp	Distribution	40.00	4.80	
10	Westland - Westland	Distribution	40.00	13.20	
11	Westland - Westland	Distribution			
12	Wheeler - Pontiac	Distribution	120.00	13.20	
13	White Lake - White Lake Twp	Distribution	40.00	13.20	
14	White Lake - White Lake Twp	Distribution	40.00	4.80	
15	White Lake - White Lake Twp	Distribution			
16	Whitmore Lake - Northfield Twp	Distribution	40.00	13.20	
17	Whittier - Royal Oak	Distribution	120.00	4.80	
18	Wick - Romulus Twp	Distribution	120.00	13.20	
19	Wick - Romulus Twp	Distribution	40.00	13.20	
20	Wiley - St Clair Twp	Distribution	40.00	4.80	
21	William Rensi - Waterford Twp	Distribution	40.00	4.80	
22	William Rensi - Waterford Twp	Distribution			
23	Williamston - Williamstown Twp	Distribution	40.00	13.20	
24	Williamston - Williamstown Twp	Distribution			
25	Willow Run - Ypsilanti Twp	Single Customer	120.00	13.20	
26	Willow Run - Ypsilanti Twp	Single Customer			
27	Wilmont - Kingston Twp	Distribution	40.00	4.80	
28	Wilson - Ash Twp	Distribution	40.00	13.20	
29	Wingate - Van Buren Twp	Single Customer	40.00	13.20	
30	Wixom - Wixom	Distribution	120.00	13.20	
31	Wixom - Wixom	Distribution			
32	Wolcott - Ypsilanti	Single Customer	40.00	4.80	
33	Wolfhill - Brandon Twp	Distribution	40.00	13.20	
34	Wolfhill - Brandon Twp	Distribution			
35	Wolverine - Ann Arbor Twp	Distribution	40.00	13.20	
36	Wooden Track - Port Huron	Distribution	24.00	4.80	
37	Woodhaven - Woodhaven	Single Customer	120.00	13.20	
38	Woodside - Oak Park	Distribution	40.00	4.80	
39	Woodside - Oak Park	Distribution	24.00	4.80	
40	Worth - Worth Twp	Distribution	40.00	4.80	

Name of Respondent DTE Electric Company	This Report Is: (1) <input checked="" type="checkbox"/> An Original (2) <input type="checkbox"/> A Resubmission	Date of Report (Mo, Da, Yr) / /	Year/Period of Report End of <u>2018/Q4</u>
--	---	---------------------------------------	--

SUBSTATIONS (Continued)

5. Show in columns (l), (j), and (k) special equipment such as rotary converters, rectifiers, condensers, etc. and auxiliary equipment for increasing capacity.

6. Designate substations or major items of equipment leased from others, jointly owned with others, or operated otherwise than by reason of sole ownership by the respondent. For any substation or equipment operated under lease, give name of lessor, date and period of lease, and annual rent. For any substation or equipment operated other than by reason of sole ownership or lease, give name of co-owner or other party, explain basis of sharing expenses or other accounting between the parties, and state amounts and accounts affected in respondent's books of account. Specify in each case whether lessor, co-owner, or other party is an associated company.

Capacity of Substation (In Service) (In MVA) (f)	Number of Transformers In Service (g)	Number of Spare Transformers (h)	CONVERSION APPARATUS AND SPECIAL EQUIPMENT			Line No.
			Type of Equipment (i)	Number of Units (j)	Total Capacity (In MVA) (k)	
4	1					1
30	3					2
120	3					3
			Static Capacitor	3	18	4
20	2					5
10	1					6
13	1					7
43	4					8
20	2					9
40	2					10
			Static Capacitor	2	12	11
130	4					12
10	1					13
8	1					14
			Static Capacitor	1	10	15
23	2					16
50	2					17
25	1					18
50	2					19
10	2					20
15	2					21
			Static Capacitor	1	9	22
40	2					23
			Static Capacitor	2	6	24
75	3					25
			Static Capacitor	6	36	26
14	1		Generating Transform			27
13	1					28
10	2					29
80	2					30
			Static Capacitor	2	12	31
6	1					32
23	2					33
			Static Capacitor	1	10	34
30	2					35
12	2					36
50	2					37
13	1					38
23	2					39
3	1					40

Name of Respondent DTE Electric Company	This Report Is: (1) <input checked="" type="checkbox"/> An Original (2) <input type="checkbox"/> A Resubmission	Date of Report (Mo, Da, Yr) / /	Year/Period of Report End of 2018/Q4
--	---	---------------------------------------	---

SUBSTATIONS

1. Report below the information called for concerning substations of the respondent as of the end of the year.
2. Substations which serve only one industrial or street railway customer should not be listed below.
3. Substations with capacities of Less than 10 MVA except those serving customers with energy for resale, may be grouped according to functional character, but the number of such substations must be shown.
4. Indicate in column (b) the functional character of each substation, designating whether transmission or distribution and whether attended or unattended. At the end of the page, summarize according to function the capacities reported for the individual stations in column (f).

Line No.	Name and Location of Substation (a)	Character of Substation (b)	VOLTAGE (In MVA)		
			Primary (c)	Secondary (d)	Tertiary (e)
1	Worth - Worth Twp	Distribution			
2	Wyoming - Detroit	Distribution	120.00	13.20	
3	Yale - Yale	Distribution	40.00	4.80	
4	Yates - Peck	Distribution	40.00	4.80	
5	York - Pittsfield Twp	Distribution	40.00	4.80	
6	Yost - Livonia	Distribution	120.00	40.00	
7	Yost - Livonia	Distribution	120.00	13.20	
8	Yost - Livonia	Distribution			
9	Ypsilanti - Ypsilanti	Distribution	40.00	4.80	
10	Yuma - Ft Gratiot Twp	Distribution	120.00	40.00	
11	Zachary - Van Buren Twp	Distribution	120.00	13.20	
12	Zebra - Canton Twp	Distribution	120.00	13.20	
13	Zebra - Canton Twp	Distribution			
14	Zenon - Detroit	Distribution	120.00	13.20	4.80
15	Zenon - Detroit	Distribution			
16	Zug A - River Rouge	Single Customer	24.00	4.80	
17	Zug B - River Rouge	Single Customer	120.00	13.20	
18					
19					
20					
21					
22					
23					
24					
25					
26					
27					
28					
29					
30					
31					
32					
33					
34					
35					
36					
37					
38					
39					
40					

Name of Respondent DTE Electric Company	This Report Is: (1) <input checked="" type="checkbox"/> An Original (2) <input type="checkbox"/> A Resubmission	Date of Report (Mo, Da, Yr) / /	Year/Period of Report End of 2018/Q4
--	---	---------------------------------------	---

SUBSTATIONS (Continued)

5. Show in columns (l), (j), and (k) special equipment such as rotary converters, rectifiers, condensers, etc. and auxiliary equipment for increasing capacity.

6. Designate substations or major items of equipment leased from others, jointly owned with others, or operated otherwise than by reason of sole ownership by the respondent. For any substation or equipment operated under lease, give name of lessor, date and period of lease, and annual rent. For any substation or equipment operated other than by reason of sole ownership or lease, give name of co-owner or other party, explain basis of sharing expenses or other accounting between the parties, and state amounts and accounts affected in respondent's books of account. Specify in each case whether lessor, co-owner, or other party is an associated company.

Capacity of Substation (In Service) (In MVA) (f)	Number of Transformers In Service (g)	Number of Spare Transformers (h)	CONVERSION APPARATUS AND SPECIAL EQUIPMENT			Line No.
			Type of Equipment (i)	Number of Units (j)	Total Capacity (In MVA) (k)	
			Static Capacitor	1	7	1
8	1					2
9	4					3
3	1					4
11	2					5
75	1					6
80	2					7
			Static Capacitor	3	18	8
15	2					9
40	1					10
19	2					11
80	2					12
			Static Capacitor	2	12	13
80	2					14
			Static Capacitor	2	6	15
20	2					16
50	2					17
						18
						19
						20
						21
						22
						23
						24
						25
						26
						27
						28
						29
						30
						31
						32
						33
						34
						35
						36
						37
						38
						39
						40

Name of Respondent DTE Electric Company	This Report is: (1) <input checked="" type="checkbox"/> An Original (2) <input type="checkbox"/> A Resubmission	Date of Report (Mo, Da, Yr) / /	Year/Period of Report 2018/Q4
FOOTNOTE DATA			

Schedule Page: 426.26 Line No.: 18 Column: b

Pg 450 Table 1				A	= A - B	B
	HV	LV	Character	2017 MVA	Change MVA	2018 MVA
1	345,000	120,000	Distribution	230.0	0.0	230.0
2	345,000	13,200	Distribution	600.0	0.0	600.0
3	230,000	13,200	Distribution	80.0	0.0	80.0
4	120,000	40,000	Distribution	8,564.0	-111.0	8,675.0
5	120,000	34,500	Distribution	0.0	-247.0	247.0
6	120,000	24,000	Distribution	3,315.0	-5.0	3,320.0
7	120,000	13,200	Distribution	6,864.6	-920.0	7,784.6
8	120,000	13,200/4,800	Distribution	0.0	-80.0	80.0
9	120,000	4,800	Distribution	240.0	65.0	175.0
10	40,000	34,500	Distribution	0.0	-120.0	120.0
11	40,000	24,000	Distribution	295.0	0.0	295.0
12	40,000	13,200	Distribution	4,616.1	-220.9	4,837.0
13	40,000	8,300	Distribution	62.5	0.0	62.5
14	40,000	4,800	Distribution	2,812.3	-83.6	2,895.9
15	40,000	2,400	Distribution	0.0	0.0	0.0
16	24,000	13,200	Distribution	55.0	-68.0	123.0
17	24,000	6,900	Distribution	0.0	0.0	0.0
18	24,000	4,800	Distribution	2,354.0	-24.2	2,378.2
19	24,000	480	Distribution	0.0	0.0	0.0
20	24,000	240	Distribution	0.0	0.0	0.0
21	13,200	6,900	Distribution	0.0	0.0	0.0
22	13,200	4,800	Distribution	15.7	0.0	15.7
				30,104.1	-1,814.8	31,918.9

Pg 450 Table 2				A	= A - B	B
	HV	LV	Character	2017 MVA	Change MVA	2018 MVA
1	120,000	Cust Volt	Single Customer	2,700.0	-205.0	2,905.0
2	40,000	Cust Volt	Single Customer	1,108.9	2.3	1,106.6
3	24,000	Cust Volt	Single Customer	735.3	53.0	682.3
4	13,200	Cust Volt	Single Customer	48.0	0.0	48.0
				4,592.1	-149.8	4,741.9

Name of Respondent DTE Electric Company	This Report is: (1) <input checked="" type="checkbox"/> An Original (2) <input type="checkbox"/> A Resubmission	Date of Report (Mo, Da, Yr) / /	Year/Period of Report 2018/Q4
FOOTNOTE DATA			

Pg 450 Table 3 (Included in Pg 450 Table 1)

			A	= A - B	B
	HV	Name and Location	2017 MVA	Change MVA	2018 MVA
1	120,000	Dean - East China Twp	400.0	0.0	400.0
2	120,000	Delray PP - Detroit	200.0	0.0	200.0
3	120,000	Echo Wind Park - Elkton	112.0	0.0	112.0
4	120,000	Hancock - Commerce Twp	85.0	0.0	85.0
5	120,000	Northeast - Warren	70.0	0.0	70.0
6	120,000	Pinnebog - Bad Axe	60.0	0.0	60.0
7	120,000	Remer - E China Twp	15.0	0.0	15.0
8	120,000	Sigel Wind Park - Harbor Beach	75.0	0.0	75.0
9	40,000	Colfax - Handy Twp	14.0	0.0	14.0
10	40,000	Echo Wind Park - Elkton	50.0	0.0	50.0
11	40,000	Hancock - Commerce Twp	90.0	0.0	90.0
12	40,000	Mckinley Wind Park - Pigeon	20.0	0.0	20.0
13	40,000	Minden Wind Park - Minden	50.0	0.0	50.0
14	40,000	Placid - Springfield Twp	14.0	0.0	14.0
15	40,000	Putnam - Fremont Twp	14.0	0.0	14.0
16	40,000	Superior - Superior Twp	68.0	0.0	68.0
17	40,000	Wilmont - Kingston Twp	14.0	0.0	14.0
18	24,000	Northeast - Warren	68.0	0.0	68.0
19	24,000	Slocum - Trenton	14.0	0.0	14.0
			1,433.0	0.0	1,433.0

Name of Respondent DTE Electric Company	This Report Is: (1) <input checked="" type="checkbox"/> An Original (2) <input type="checkbox"/> A Resubmission	Date of Report (Mo, Da, Yr)	Year of Report 2018/Q4
--	---	--------------------------------	---------------------------

ELECTRIC DISTRIBUTION METERS AND LINE TRANSFORMERS

1. Report below the information called for concerning distribution watt-hour metes and line transformers. or line transformers are held under a lease, give name of lessor, date and period of lease; and annual rent. If 500 or more meters or line transformers are held other than external demand meters. or by reason of sole ownership or lease, give name of co-owner or other party, explain basis of accounting for expenses between the parties, and state amounts and accounts affected in respondent's book of account. Specify in each case whether lessor, co-owner, or other party is an associated company.

2. Include watt-hour demand distribution meters, but not external demand meters.

3. Show in a footnote the number of distribution watt-hour meters or line transformers held by the respondent under lease from others, jointly owned with others, or held otherwise than by reason of sole ownership by the respondent. If 500 or more meters

Line No.	Item (a)	Number of Watt-Hours Meters (b)	LINE TRANSFORMERS	
			Number (c)	Total Capacity (In Mva) (d)
1	Number at Beginning of Year	2,650,307		
2	Additions During Year			
3	Purchases	40,771		
4	Associated with Utility Plant Acquired			
5	TOTAL Additions (Enter Total of lines 3 and 4)	40,771		
6	Reduction During Year			
7	Retirements	64,547		
8	Associated with Utility Plant Sold			
9	TOTAL Reductions (Enter Total of lines 7 and 8)	64,547		
10	Number at End of Year (Lines 1+ 5 - 9)	2,626,531		
11	In Stock	15,520		
12	Locked Meters on Customers' Premises	56,371		
13	Inactive Transformers on System			
14	In Customers' Use	2,553,751		
15	In Company's Use	889		
16	Total End of Year (Enter Total of lines 11 to 15. This line should equal line 10)	2,626,531		

Name of Respondent DTE Electric Company	This Report Is: (1) <input checked="" type="checkbox"/> An Original (2) <input type="checkbox"/> A Resubmission	Date of Report (Mo, Da, Yr)	Year of Report 2018/Q4
--	---	--------------------------------	---------------------------

ENVIRONMENTAL PROTECTION FACILITIES

1. For purposes of this response, environmental protection facilities shall be defined as any building, structure, equipment, facility or, improvement designed and constructed solely for control, reduction, prevention or abatement of discharges or releases into the environment of gaseous, liquid, or solid substances, heat, noise or for the control, reduction, prevention, or abatement of any other adverse impact of an activity on the environment.

2. Report the differences in cost of facilities installed for environmental considerations over the cost of alternative facilities which would otherwise be used without environmental considerations. Use the best engineering design achievable without environmental restrictions as the basis for determining costs without environmental considerations. It is not intended that special design studies be made for purposes of this response. Base the response on the best engineering judgment where direct comparisons are not available.

Include in these differences in costs the costs or estimated costs of environmental protection facilities in service, constructed or modified in connection with the production, transmission, and distribution of electrical energy and shall be reported herein for all such environmental facilities placed in service on or after January 1, 1969, so long as it is readily determinable that such facilities were constructed or modified for environmental rather than operational purposes. Also report similar expenditures for environmental plant included in construction work in progress. Estimate the cost of facilities when the original cost is not available or facilities are jointly owned with another utility, provided the respondent explains the basis of such estimations.

Examples of these costs would include a portion of the costs of tall smokestacks, underground lines, and landscaped substations. Explain such costs in a footnote.

3. In the cost of facilities reported on this page, include an estimated portion of the cost of plant that is or will be used to provide power to operate associated environmental protection facilities. These cost may be estimated on a percentage of plant basis. Explain such estimations in a footnote.

4. Report all costs under the major classifications provided below and include, as a minimum, the items listed hereunder:

A. Air pollution control facilities:

- (1) Scrubbers, precipitators, tall smokestacks, etc.
- (2) Changes necessary to accommodate use of environmentally clean fuels such as low ash or low sulfur fuels including storage and handling equipment.
- (3) Monitoring equipment
- (4) Other.

B. Water pollution control facilities:

- (1) Cooling towers, ponds, piping, pumps, etc.
- (2) Waste water treatment equipment
- (3) Sanitary waste disposal equipment
- (4) Oil interceptors
- (5) Sediment control facilities
- (6) Monitoring equipment
- (7) Other.

C. Solid waste disposal costs:

- (1) Ash handling and disposal equipment
- (2) Land
- (3) Settling ponds
- (4) Other.

D. Noise abatement equipment:

- (1) Structures
- (2) Mufflers
- (3) Sound proofing equipment
- (4) Monitoring equipment
- (5) Other.

E. Esthetic costs:

- (1) Architectural costs
- (2) Towers
- (3) Underground lines
- (4) Landscaping
- (5) Other.

F. Additional plant capacity necessary due to restricted output from existing facilities, or addition of pollution control facilities.

G. Miscellaneous:

- (1) Preparation of environmental reports
- (2) Fish and wildlife plants included in Accounts 330, 331, 332, and 335
- (3) Parks and related facilities
- (4) Other.

5. In those instances when costs are composites of both actual supportable costs and estimates of costs, specify in column (f) the actual costs that are included in column (e).

6. Report construction work in progress relating to environmental facilities at line 9.

Line No.	Classification of Cost (a)	Additions (b)	Retirements (c)	Adjustments (d)	Balance at End of Year (e)	Actual Cost (f)
1	Air Pollution Control Facilities	10,985,967	(28,842,533)	-	3,473,933,228	3,473,933,228
2	Water Pollution Control Facilities	23,282,700	(3,109,763)	-	243,337,511	243,337,511
3	Solid Waste Disposal Costs	-	(14,064,101)	-	79,641,975	79,641,975
4	Noise Abatement Equipment	-	-	-	378,840	378,840
5	Esthetic Costs	-	-	-	574,590	574,590
6	Additional Plant Capacity					
7	Miscellaneous (<i>Identify significant</i>)					
8	TOTAL (Total of lines 1 thru 7)	34,268,667	(46,016,397)	-	3,797,866,144	3,797,866,144
9	Construction work in progress				1,509,316	1,509,316

Name of Respondent DTE Electric Company	This Report Is: (1) <input checked="" type="checkbox"/> An Original (2) <input type="checkbox"/> A Resubmission	Date of Report (Mo, Da, Yr)	Year of Report 2018/Q4
--	---	--------------------------------	---------------------------

ENVIRONMENTAL PROTECTION EXPENSES

<p>1. Show below expenses incurred in connection with the use of environmental protection facilities, the cost of which are reported on page 430. Where it is necessary that allocations and/or estimates of costs be made, state the basis or method used.</p> <p>2. Include below the costs incurred due to the operation of environmental protection equipment, facilities, and programs.</p> <p>3. Report expenses under the subheadings listed below.</p> <p>4. Under item 6 report the difference in cost between environmentally clean fuels and the alternative fuels that would otherwise be used and are available for use.</p> <p>5. Under item 7 include the cost of replacement power, purchased or generated, to compensate for the deficiency in output from existing plants due to the</p>	<p>addition of pollution control equipment, use of alternate environmentally preferable fuels or environmental regulations of governmental bodies. Base the price of replacement power purchased on the average system price of purchased power if the actual cost of such replacement power is not known. Price internally generated replacement power at the system average cost of power generated if the actual cost of specific replacement generation is not known.</p> <p>6. Under item 8 include ad valorem and other taxes assessed directly on or directly relatable to environmental facilities. Also include under item 8 licensing and similar fees on such facilities.</p> <p>7. In those instances where expenses are composed of both actual supportable data and estimates of costs, specify in column (c) the actual expenses that are included in column (b).</p>
--	--

Line No.	Classification of Expenses (a)	Amount (b)	Actual Expenses (c)
1	Depreciation	82,138,040	82,138,040
2	Labor, Maintenance, Materials, and Supplies Cost Related to Env. Facilities and Programs	28,845,383	24,383,611
3	Fuel Related Costs		
4	Operation of Facilities	3,107,665	3,107,665
5	Fly Ash and Sulfur Sludge Removal	(2,073,018)	(2,073,018)
6	Difference in Cost of Environmentally Clean Fuels		
7	Replacement Power Costs		
8	Taxes and Fees		
9	Administrative and General		
10	Other (<i>Identify significant</i>)		
11	TOTAL	112,018,070	107,556,298

Schedule Page: 431 Line No. 2 Column: b

Includes expenses associated with the Fermi 2 nuclear power plant. These expenses are estimates derived by multiplying specific operating expenses by the percentage of the plant assets associated with environmental protection facilities as reported on page 430.

Name of Respondent DTE Electric Company	This Report Is: (1) <input checked="" type="checkbox"/> An Original (2) <input type="checkbox"/> A Resubmission	Date of Report (Mo, Da, Yr)	Year of Report 2018/Q4
--	---	--------------------------------	---------------------------

RENEWABLE ENERGY RESOURCES

1. Renewable energy means electricity generated using a renewable energy system

2. Report all costs of renewable energy resources under the major classifications provided below and include, as a minimum, the items listed hereunder:

A. Biomass
B. Solar
C. Solar Thermal
D. Wind Energy
E. Kinetic energy of moving water including:
i. Waves, tides or currents
ii. Water released through a damn
F. Geothermal Energy
G. Municipal Solid Waste
H. Landfill gas produced by municipal solid waste
I. Other

4. In those instances when costs are composites of both actual supportable costs and estimates of costs, specify in column (f) the actual costs that are included in column (e).

5. Report construction work in progress relating to renewable energy resources at line 11.

Line No.	Classification of Cost (a)	Additions (b)	Retirements (c)	Adjustments (d)	Balance at End of Year (e)	Actual Cost (f)
1	Biomass					
2	Solar		(160,538)	10,563	161,387,256	161,387,256
3	Solar Thermal					
4	Wind Energy	5,841,302	(4,474,176)	133,946	1,028,767,668	1,028,767,668
5	Kinetic energy of moving water					
6	Geothermal Energy					
7	Municipal Solid Waste					
8	Landfill gas produced by municipal solid waste					
9	Other					
10	TOTAL (Total of lines 1 thru 9)	5,841,302	(4,634,714)	144,509	1,190,154,924	1,190,154,924
11	Construction work in progress	248,715,865		(9,452,714)	265,970,717	265,970,717

(d) adjustment for construction work in progress is transfer to Plant in Service

Name of Respondent DTE Electric Company	This Report Is: (1) <input checked="" type="checkbox"/> An Original (2) <input type="checkbox"/> A Resubmission	Date of Report (Mo, Da, Yr)	Year of Report 2018/Q4
--	---	--------------------------------	---------------------------

RENEWABLE ENERGY RESOURCE EXPENSES

1. Show below expenses incurred in connection with the use of renewable energy resources, the cost of which are reported on page 432. Where it is necessary that allocations and/or estimates of costs be made, state the basis or method used.

2. Include below the costs incurred due to the operation of renewable energy equipment, facilities, and programs.

3. Item 6 subject to MCL460.1047(3)

4. Under item 7 include ad valorem and other taxes assessed directly on or directly relatable to environmental facilities. Also include under item 7 licensing and similar fees on such facilities.

6. In those instances where expenses are composed of both actual supportable data and estimates of costs, specify in column (c) the actual expenses that are included in column (b).

Line No.	Classification of Expenses (a)	Amount (b)	Actual Expenses (c)
1	Depreciation	46,410,616	46,410,616
2	Labor, Maintenance, Materials, and Supplies Cost Related to Renewable Energy Resources	13,455,344	13,455,344
3	Financing Costs		
4	Ancillary to ensure Quality/Reliability		
5	Renewable Energy Credits	9,735,674	9,735,674
6	Interest on Regulatory Liability (asset)		
7	Taxes and Fees (include credits)	6,753,738	6,753,738
8	Administrative and General	7,809,384	7,809,384
9	Other (Benefits 1,198,755, Payroll Tax 278,717, Royalties 2,725,685, Insurance 835,400)	5,038,556	5,038,556
10	TOTAL	89,203,312	89,203,312