

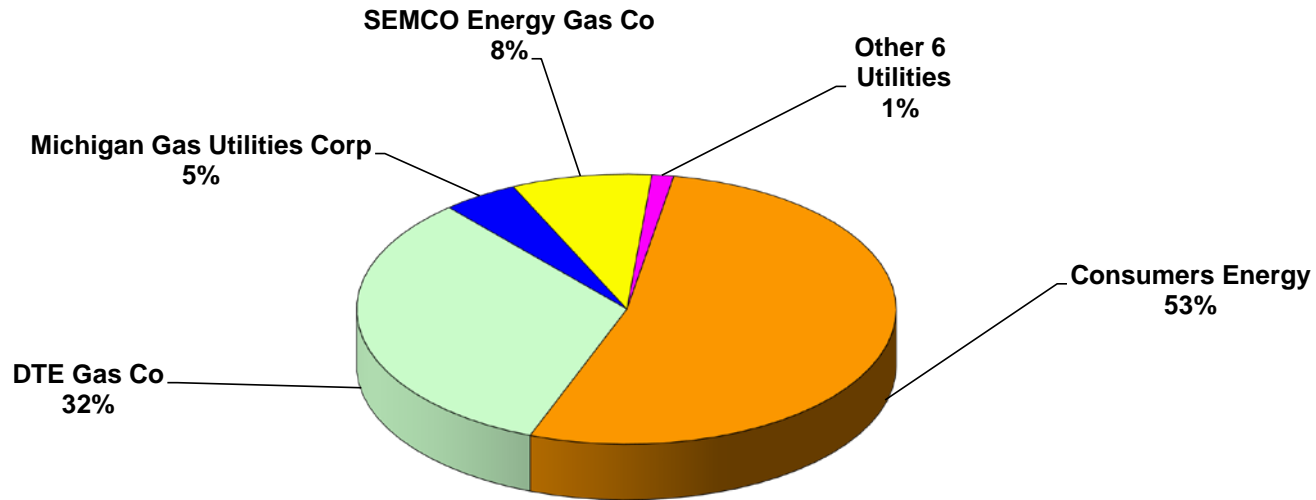
STATISTICAL DATA OF RETAIL SALES

GAS UTILITIES IN MICHIGAN YEAR ENDED DECEMBER 31, 2017

<u>Utility</u>	<u>Michigan Customers</u>	<u>Deliveries</u>	<u>Revenues</u>
Consumers Energy	1,763,801	287,094,795	\$ 1,660,814,565
DTE Gas	1,088,310	252,703,352	\$ 1,049,229,079
Michigan Gas Utilities Corp	150,704	27,769,788	\$ 124,248,074
SEMCO Energy Gas Co	279,230	58,558,034	\$ 259,489,990
Other 6 Utilities	43,141	6,384,581	\$ 40,351,482
TOTALS	3,325,186	632,510,550	\$ 3,134,133,190

Source: Annual Report From P-522-B Page 5, 305 or 312

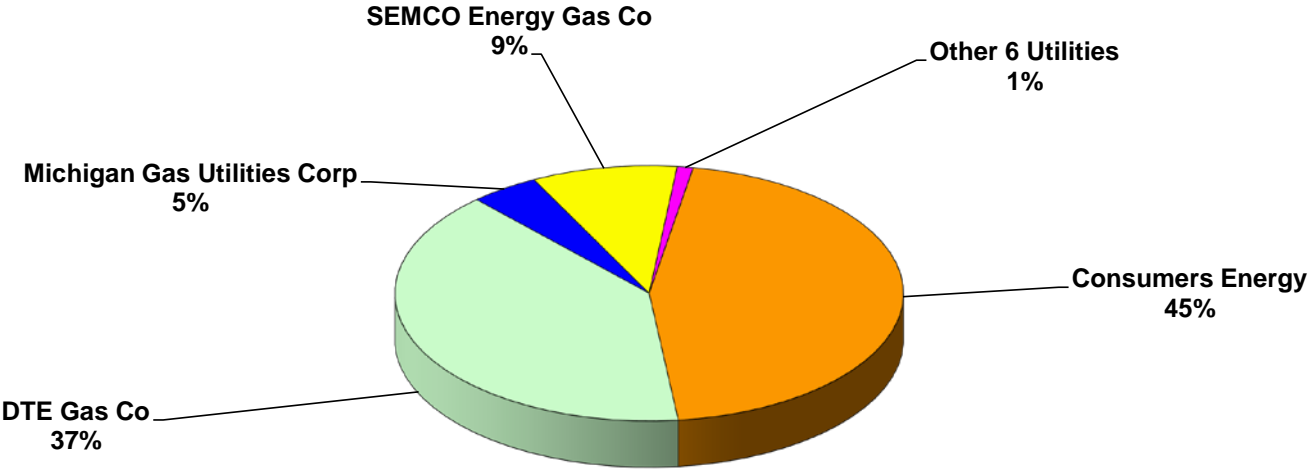
2017 Michigan Gas Utility Customers



Utility	Number of customers per Form P-522 MPSC Annual Report (average customers per month), Utility Contacts							Transportation	Total Customers
	Residential A	Residential SH B	Commercial C	Commercial SH D	Industrial E	Others F-I			
Aurora Gas Company	0	2,682	0	153	0	5	0	2,840	
Citizens Gas Fuel Company	157	16,078	53	1,167	20	0	1	17,476	
Consumers Energy Company	12,564	1,618,084	124,544	0	5,020	57	3,532	1,763,801	
DTE Gas Company	17,134	1,002,089	3,512	63,939	304	0	1,332	1,088,310	
Michigan Gas Utilities Corp	4,973	134,748	0	10,816	38	0	129	150,704	
Presque Isle Electric & Gas CO-OP	0	8,917	0	285	4	102	0	9,308	
SEMCO Energy Gas Company	2,459	253,188	787	22,101	443	0	252	279,230	
Superior Energy Company	2,240	0	147	0	0	73	0	2,460	
UMERC	93	4,765	11	389	44	1	17	5,320	
Xcel Energy (Northern States Power)	5,064	0	669	0	2	2	0	5,737	
Total	44,684	3,040,551	129,723	98,850	5,875	240	5,263	3,325,186	

Sources: MPSC Annual Report form P-522 pages 305 & 312, utilities; Transportation includes aggregates

2017 Michigan Gas Utility Deliveries

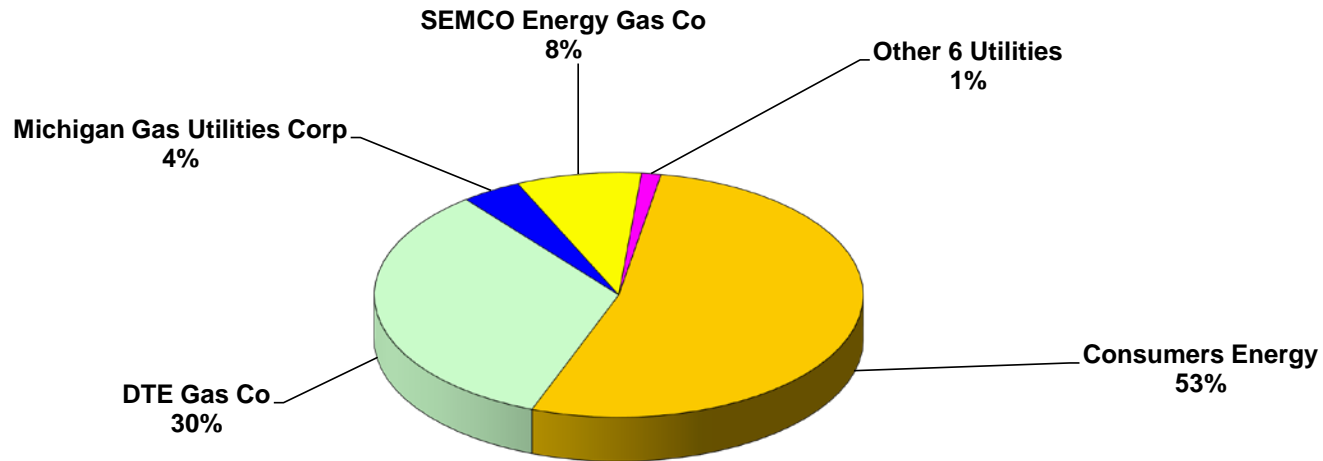


Utility	Mcf Sold per Form P-522 MPSC Annual Report							Transportation	Gas Sold Mcf Total Mcf Sold
	Residential	Residential SH	Commercial	Commercial SH	Industrial	Others			
	A	B	C	D	E	F-I			
Aurora Gas Company	0	177,203	0	61,214	0	7,245	0	245,662	
Citizens Gas Fuel Company	9,785	1,349,753	25,876	459,575	771,395	0	30,504	2,646,888	
Consumers Energy Company	864,329	150,571,049	51,287,683	0	8,587,663	169,405	75,614,666	287,094,795	
DTE Gas Company	975,131	91,460,300	1,294,466	21,848,874	559,110	14,947	136,550,524	252,703,352	
Michigan Gas Utilities Corp	311,275	10,532,162	0	4,330,810	667,520	3,849	11,924,172	27,769,788	
Presque Isle Electric & Gas CO-OP	0	598,278	0	68,230	19,307	31,231	0	717,046	
SEMCO Energy Gas Company	194,635	23,518,389	484,675	11,765,070	1,345,143	0	21,250,122	58,558,034	
Superior Energy Company	168,167	0	26,847	0	0	25,553	0	220,567	
UMERC (1)	5,872	419,877	4,732	69,651	110,450	1,651	1,078,928	1,691,162	
Xcel Energy (Northern States Power) (1)	466,910	0	283,072	0	112,844	430	0	863,256	
Total	2,996,103	278,627,011	53,407,351	38,603,424	12,173,432	254,312	246,448,916	632,510,550	

Sources: MPSC Annual Report form P-522 pages 305 & 312, utilities; Transportation includes aggregates

(1) Therms converted to Mcf using a factor of 0.097561

2017 Michigan Gas Utility Sales Revenue



Utility	Revenue per Form P-522 MPSC Annual Report							Transportation	\$ Revenue Total Revenue
	Residential A	Residential SH B	Commercial C	Commercial SH D	Industrial E	Others F-I			
Aurora Gas Company	0	1,710,444	0	602,209	0	70,276	0	2,382,929	
Citizens Gas Fuel Company	84,023	10,785,028	186,322	3,453,724	4,242,102	0	51,487	18,802,686	
Consumers Energy Company	7,051,660	1,190,245,175	338,413,370	0	51,632,449	886,744	72,585,167	1,660,814,565	
DTE Gas Company	9,126,671	765,690,326	9,806,099	166,976,555	3,646,769	-61,877	94,044,536	1,049,229,079	
Michigan Gas Utilities Corp	2,561,234	80,132,206	0	28,757,758	3,655,899	32,782	9,108,195	124,248,074	
Presque Isle Electric & Gas CO-OP	0	6,477,997	0	566,980	139,529	251,742	0	7,436,248	
SEMCO Energy Gas Company	1,443,907	167,368,044	2,725,719	66,845,014	6,909,799	0	14,197,507	259,489,990	
Superior Energy Company	1,592,264	0	249,782	0	0	327,256	0	2,169,302	
UMERC	35,584	2,410,769	24,629	389,036	589,316	8,733	413,777	3,871,844	
Xcel Energy (Northern States Power)	3,474,374	0	1,777,522	0	433,868	2,709	0	5,688,473	
Total	25,369,717	2,224,819,989	353,183,443	267,591,276	71,249,731	1,518,365	190,400,669	3,134,133,190	

Sources: MPSC Annual Report form P-522 pages 305 & 312, utilities; Transportation includes aggregates

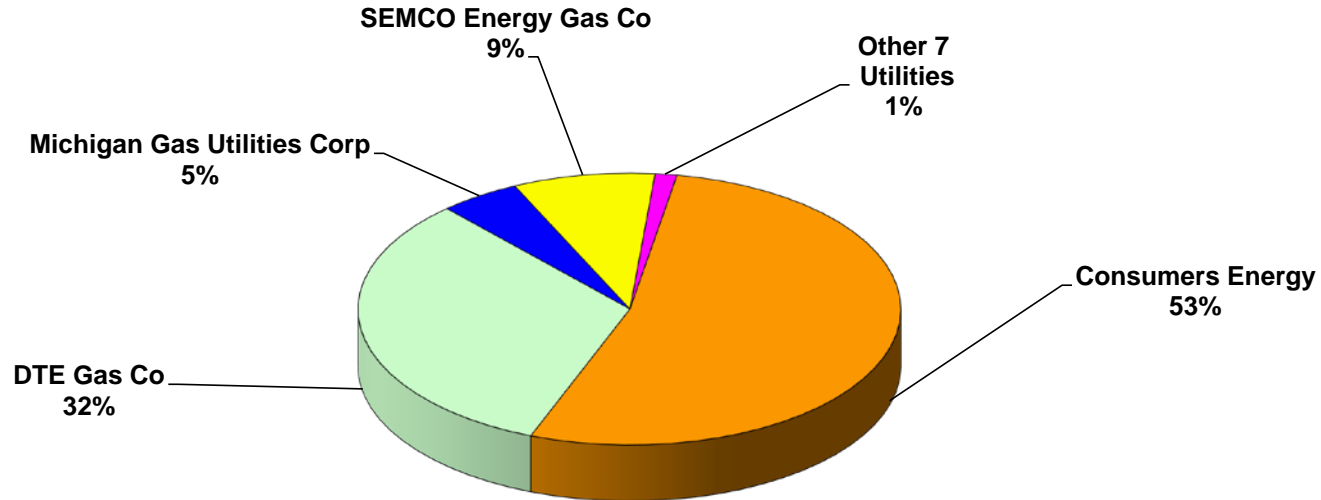
STATISTICAL DATA OF RETAIL SALES

GAS UTILITIES IN MICHIGAN YEAR ENDED DECEMBER 31, 2016

<u>Utility</u>	<u>Michigan Customers</u>	<u>Deliveries</u>	<u>Revenues</u>
Consumers Energy	1,749,645	282,365,491	\$ 1,575,663,096
DTE Gas	1,063,126	264,047,435	\$ 1,014,657,598
Michigan Gas Utilities Corp	158,083	27,710,133	\$ 114,090,024
SEMCO Energy Gas Co	277,939	59,533,474	\$ 250,221,211
Other 7 Utilities	42,775	6,198,538	\$ 37,834,334
TOTALS	3,291,568	639,855,071	\$ 2,992,466,263

Source: Annual Report From P-522-B Page 5, 305 or 312

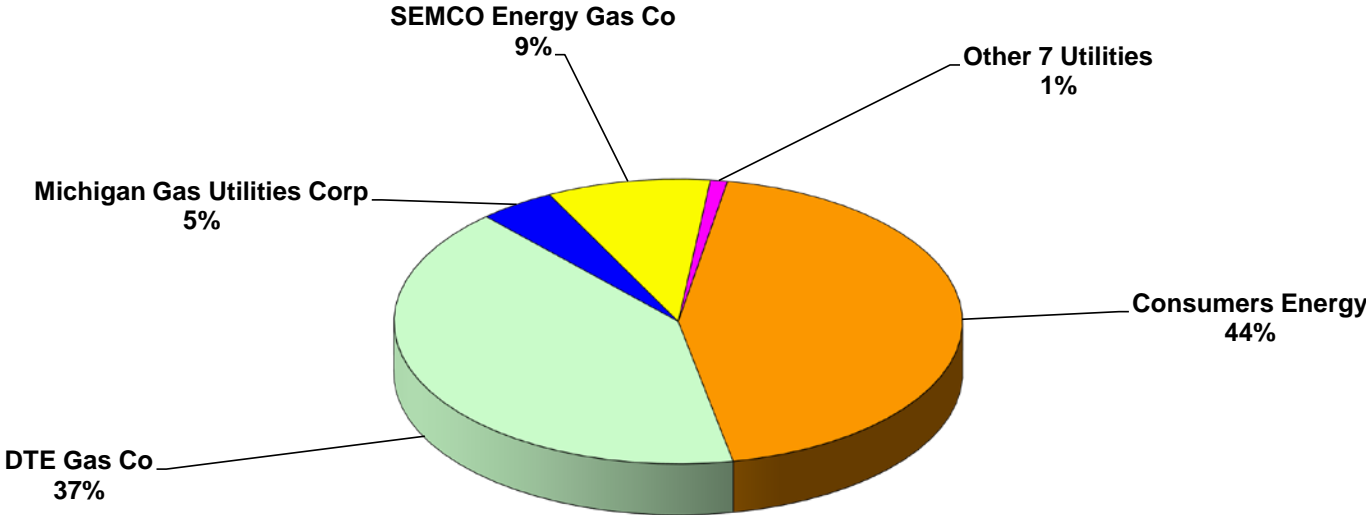
2016 Michigan Gas Utility Customers



Utility	Number of customers per Form P-522 MPSC Annual Report (average customers per month), Utility Contacts								Total Customers
	Residential A	Residential SH B	Commercial C	Commercial SH D	Industrial E	Others F-I	Transportation		
Aurora Gas Company	0	2,617	0	153	0	5	0	2,775	
Citizens Gas Fuel Company	153	15,973	54	1,162	17	0	1	17,360	
Consumers Energy Company	10,274	1,607,099	123,391	0	5,278	56	3,547	1,749,645	
DTE Gas Company	16,950	979,054	3,361	62,069	287	0	1,405	1,063,126	
Michigan Gas Utilities Corp	3,894	142,864	0	11,157	29	0	139	158,083	
Presque Isle Electric & Gas CO-OP	0	8,806	0	274	5	104	0	9,189	
SEMCO Energy Gas Company	2,483	251,983	801	21,968	450	0	254	277,939	
Superior Energy Company	2,191	0	147	0	0	73	0	2,411	
Wisconsin Public Service Corporation	90	4,752	11	393	46	1	17	5,310	
Xcel Energy (Northern States Power)	5,061	0	665	0	2	2	0	5,730	
Total	41,096	3,013,148	128,430	97,176	6,114	241	5,363	3,291,568	

Sources: MPSC Annual Report form P-522 pages 305 & 312, utilities; Transportation includes aggregates

2016 Michigan Gas Utility Deliveries

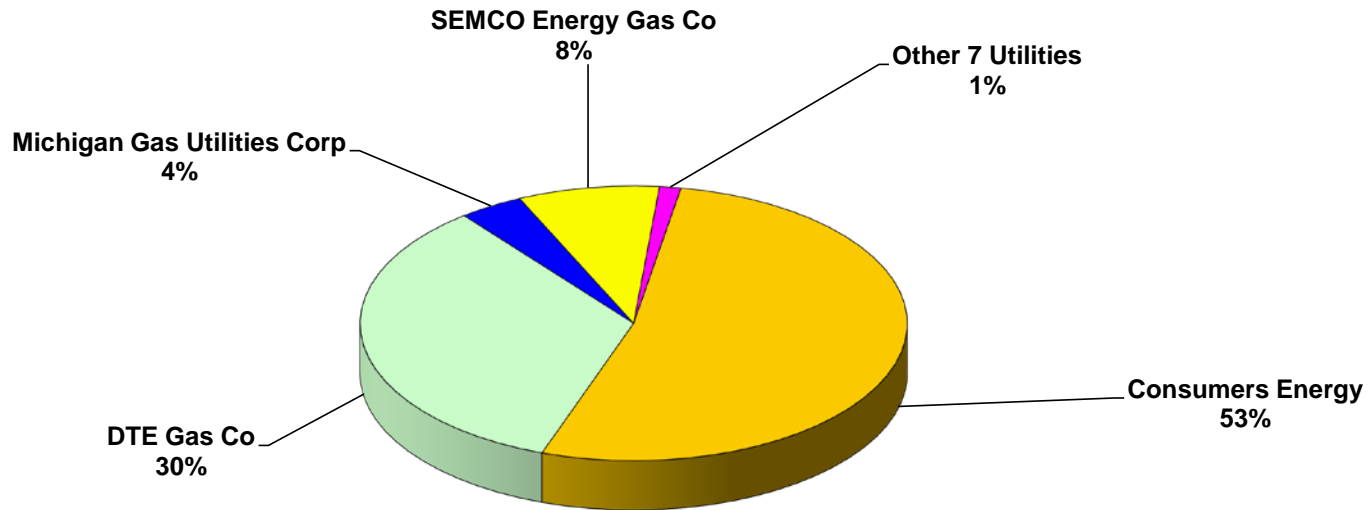


Utility	Mcf Sold per Form P-522 MPSC Annual Report							Transportation	Gas Sold Mcf Total Mcf Sold
	Residential A	Residential SH B	Commercial C	Commercial SH D	Industrial E	Others F-I			
Aurora Gas Company	0	172,900	0	67,010	0	7,518	0	247,428	
Citizens Gas Fuel Company	8,952	1,332,173	18,668	459,978	779,736	0	31,168	2,630,675	
Consumers Energy Company	666,314	147,577,216	49,097,751	0	8,325,316	206,013	76,492,881	282,365,491	
DTE Gas Company	939,264	89,580,023	1,200,480	21,068,416	718,257	156,719	150,384,276	264,047,435	
Michigan Gas Utilities Corp	241,651	10,833,276	0	4,092,339	202,791	1,431	12,338,645	27,710,133	
Presque Isle Electric & Gas CO-OP	0	557,574	0	57,984	21,705	30,533	0	667,796	
SEMCO Energy Gas Company	191,991	23,000,822	513,235	11,187,919	1,083,897	0	23,555,610	59,533,474	
Superior Energy Company	145,537	0	23,210	0	0	24,746	0	193,493	
Wisconsin Public Service Corporation (1)	5,430	408,521	1,808	68,138	87,314	1,964	1,103,571	1,676,746	
Xcel Energy (Northern States Power) (1)	409,059	0	269,634	0	103,262	445	0	782,400	
Total	2,608,198	273,462,505	51,124,786	37,001,784	11,322,277	429,369	263,906,151	639,855,071	

Sources: MPSC Annual Report form P-522 pages 305 & 312, utilities; Transportation includes aggregates

(1) Therms converted to Mcf using a factor of 0.097561

2016 Michigan Gas Utility Sales Revenue



Utility	Revenue per Form P-522 MPSC Annual Report							\$ Revenue
	Residential	Residential SH	Commercial	Commercial SH	Industrial	Others	Transportation	
	A	B	C	D	E	F-I	Total Revenue	
Aurora Gas Company	0	1,677,132	0	649,996	0	72,928	0	2,400,056
Citizens Gas Fuel Company	76,561	10,486,096	133,009	3,397,521	3,558,256	0	52,479	17,703,922
Consumers Energy Company	5,397,306	1,140,648,633	309,700,139	0	47,676,226	1,005,747	71,235,045	1,575,663,096
DTE Gas Company	8,757,488	737,499,125	9,231,981	164,730,936	4,050,567	666,639	89,720,862	1,014,657,598
Michigan Gas Utilities Corp	1,814,525	76,607,706	0	25,307,561	1,151,577	44,844	9,163,811	114,090,024
Presque Isle Electric & Gas CO-OP	0	6,534,928	0	500,467	191,392	265,614	0	7,492,401
SEMCO Energy Gas Company	1,379,905	157,697,369	2,736,892	60,560,601	5,298,844	0	22,547,600	250,221,211
Superior Energy Company	1,479,268	0	233,764	0	0	300,480	0	2,013,512
Wisconsin Public Service Corporation	31,295	2,206,419	9,498	356,913	466,048	9,760	419,454	3,499,387
Xcel Energy (Northern States Power)	2,826,105	0	1,532,164	0	363,966	2,821	0	4,725,056
Total	21,762,453	2,133,357,408	323,577,447	255,503,995	62,756,876	2,368,833	193,139,251	2,992,466,263

Sources: MPSC Annual Report form P-522 pages 305 & 312, utilities; Transportation includes aggregates

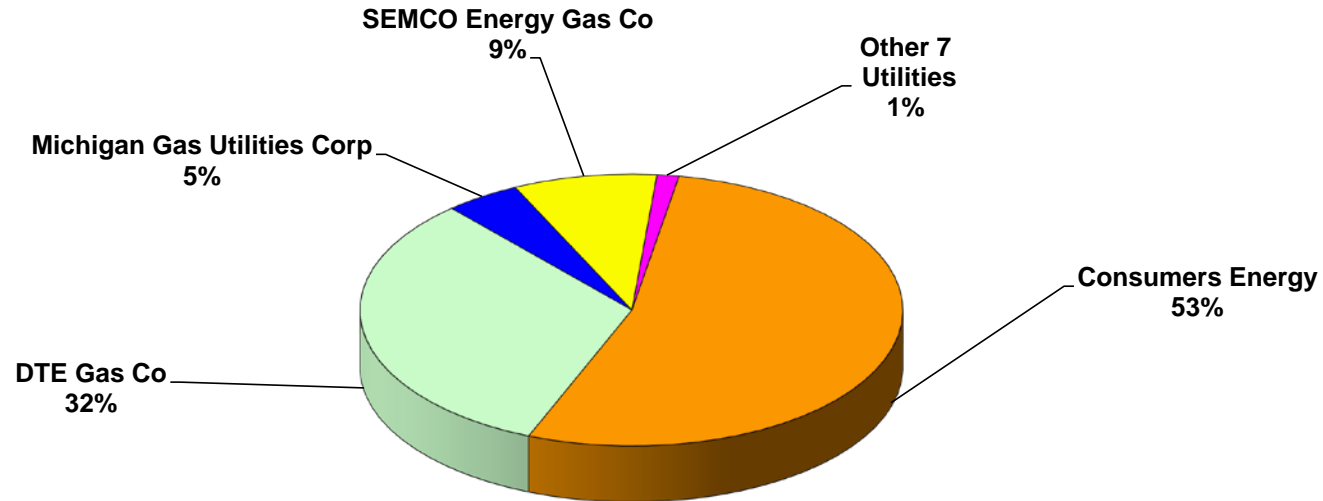
STATISTICAL DATA OF RETAIL SALES

GAS UTILITIES IN MICHIGAN YEAR ENDED DECEMBER 31, 2015

<u>Utility</u>	<u>Michigan Customers</u>	<u>Deliveries</u>		<u>Revenues</u>
Consumers Energy	1,735,493	298,607,201	\$	1,810,403,204
DTE Gas	1,048,049	254,421,833	\$	1,087,084,393
Michigan Gas Utilities Corp	145,807	28,166,788	\$	120,399,101
SEMCO Energy Gas Co	277,401	57,214,873	\$	273,160,343
Other 7 Utilities	42,422	6,524,709	\$	45,658,622
TOTALS	3,249,172	644,935,404	\$	3,336,705,663

Source: Annual Report From P-522-B Page 5, 305 or 312

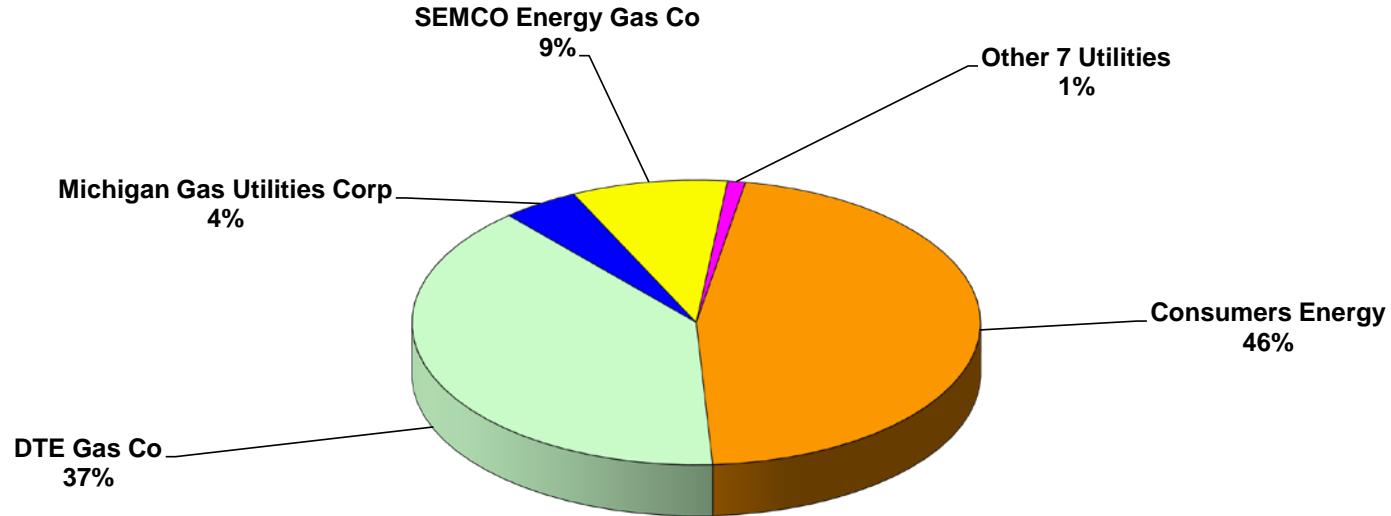
2015 Michigan Gas Utility Customers



Utility	Number of customers per Form P-522 MPSC Annual Report (average customers per month), Utility Contacts								Total Customers
	Residential A	Residential SH B	Commercial C	Commercial SH D	Industrial E	Others F-I	Transportation		
Aurora Gas Company	0	2,598	0	153	0	5	0	2,756	
Citizens Gas Fuel Company	157	15,905	51	1,168	18	0	1	17,300	
Consumers Energy Company	9,528	1,594,827	122,001	0	5,458	58	3,621	1,735,493	
DTE Gas Company	16,846	964,916	3,291	61,293	285	0	1,418	1,048,049	
Michigan Gas Utilities Corp	3,250	132,202	0	10,174	24	0	157	145,807	
Presque Isle Electric & Gas CO-OP	0	8,625	0	270	4	104	0	9,003	
SEMCO Energy Gas Company	2,526	251,509	812	21,849	451	0	254	277,401	
Superior Energy Company	2,134	0	145	0	0	62	0	2,341	
Wisconsin Public Service Corporation	90	4,755	12	396	50	1	13	5,317	
Xcel Energy (Northern States Power)	5,047	0	654	0	2	2	0	5,705	
Total	39,578	2,975,337	126,966	95,303	6,292	232	5,464	3,249,172	

Sources: MPSC Annual Report form P-522 pages 305 & 312, utilities; Transportation includes aggregates

2015 Michigan Gas Utility Deliveries

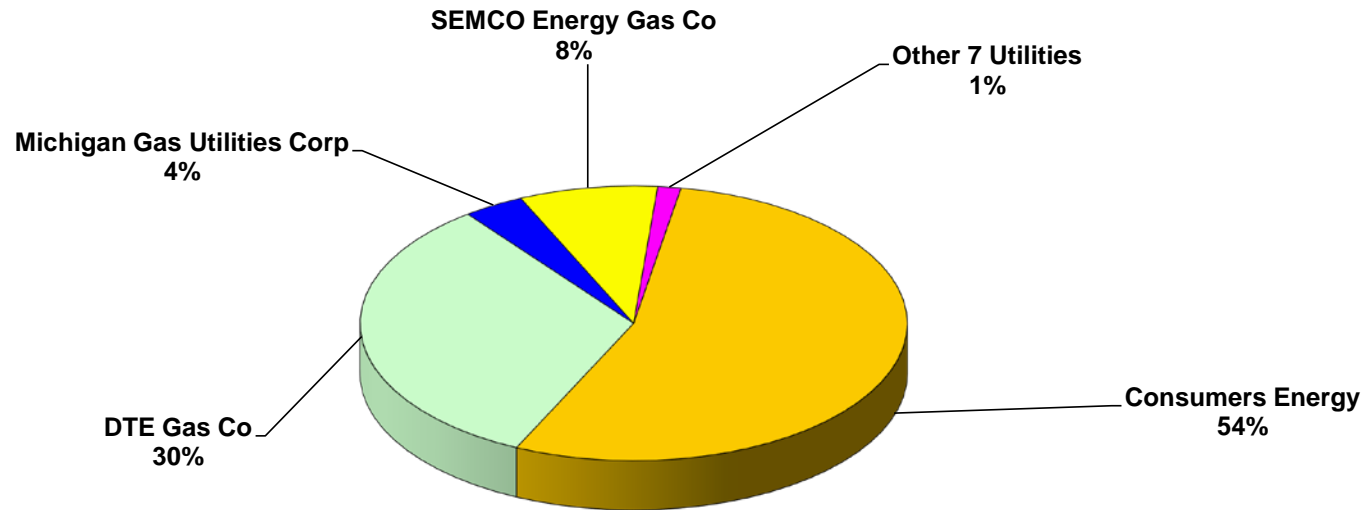


Utility	Mcf Sold per Form P-522 MPSC Annual Report							Transportation	Gas Sold Mcf Total Mcf Sold
	Residential A	Residential SH B	Commercial C	Commercial SH D	Industrial E	Others F-I			
Aurora Gas Company	0	197,616	0	78,255	0	8,618	0	284,489	
Citizens Gas Fuel Company	9,710	1,424,143	19,821	511,190	827,941	0	31,747	2,824,552	
Consumers Energy Company	647,570	156,755,933	54,034,425	0	9,432,116	266,854	77,470,303	298,607,201	
DTE Gas Company	979,932	94,462,067	1,253,032	22,105,681	511,142	82,601	135,027,378	254,421,833	
Michigan Gas Utilities Corp	233,024	11,411,211	0	4,208,310	275,715	1,494	12,037,034	28,166,788	
Presque Isle Electric & Gas CO-OP	0	610,263	0	70,129	21,109	33,349	0	734,850	
SEMCO Energy Gas Company	205,046	24,386,886	444,549	11,367,675	1,127,897	0	19,682,820	57,214,873	
Superior Energy Company	153,102	0	25,978	0	0	29,677	0	208,757	
Wisconsin Public Service Corporation (1)	5,408	418,771	1,851	72,099	134,618	2,119	1,020,317	1,655,182	
Xcel Energy (Northern States Power) (1)	433,139	0	274,454	0	108,635	650	0	816,879	
Total	2,666,931	289,666,890	56,054,110	38,413,339	12,439,173	425,362	245,269,599	644,935,404	

Sources: MPSC Annual Report form P-522 pages 305 & 312, utilities; Transportation includes aggregates

(1) Therms converted to Mcf using a factor of 0.097561

2015 Michigan Gas Utility Sales Revenue



Utility	Revenue per Form P-522 MPSC Annual Report							\$ Revenue
	Residential	Residential SH	Commercial	Commercial SH	Industrial	Others	Transportation	
	A	B	C	D	E	F-I		
Aurora Gas Company	0	2,030,278	0	801,425	0	89,021	0	2,920,724
Citizens Gas Fuel Company	89,770	12,246,834	153,840	4,158,336	4,600,218	0	52,921	21,301,919
Consumers Energy Company	5,701,626	1,304,767,330	371,800,410	0	60,645,350	1,395,402	66,093,086	1,810,403,204
DTE Gas Company	9,235,492	799,448,595	10,144,076	178,893,826	3,917,822	372,996	85,071,586	1,087,084,393
Michigan Gas Utilities Corp	1,733,911	80,600,057	0	27,306,913	1,562,856	44,608	9,150,756	120,399,101
Presque Isle Electric & Gas CO-OP	0	7,197,466	0	645,291	165,153	293,393	0	8,301,303
SEMCO Energy Gas Company	1,611,892	180,995,786	2,496,070	68,539,717	5,912,995	0	13,603,883	273,160,343
Superior Energy Company	1,580,635	0	266,240	0	0	341,321	0	2,188,196
Wisconsin Public Service Corporation	40,994	3,011,825	13,352	508,190	944,268	12,077	376,666	4,907,372
Xcel Energy (Northern States Power)	3,646,400	0	2,025,951	0	361,642	5,115	0	6,039,108
Total	23,640,720	2,390,298,171	386,899,939	280,853,698	78,110,304	2,553,933	174,348,898	3,336,705,663

Sources: MPSC Annual Report form P-522 pages 305 & 312, utilities; Transportation includes aggregates

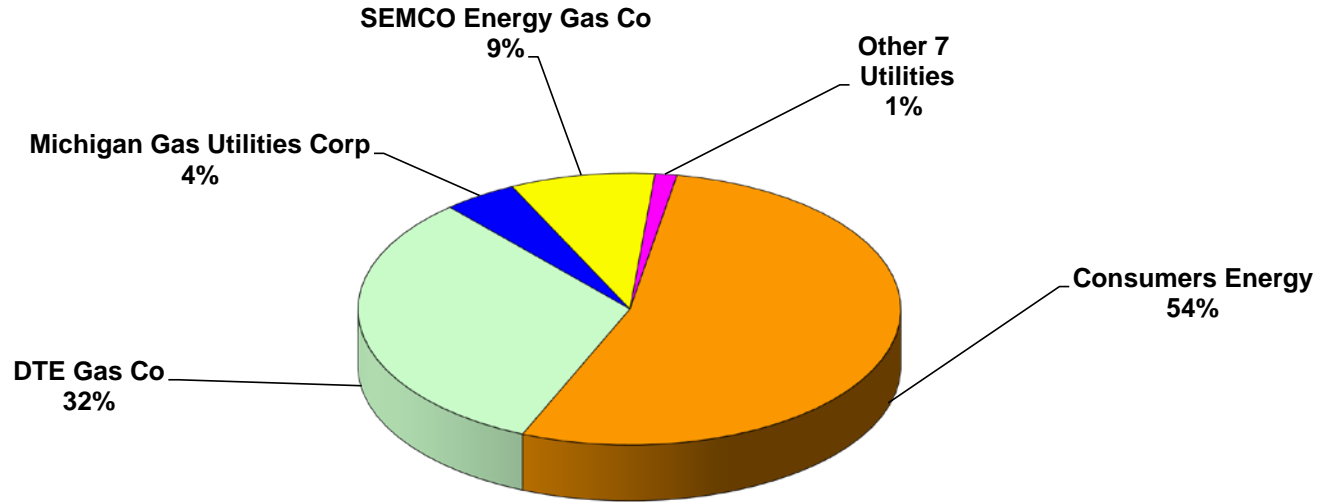
STATISTICAL DATA OF RETAIL SALES

GAS UTILITIES IN MICHIGAN YEAR ENDED DECEMBER 31, 2014

<u>Utility</u>	<u>Michigan Customers</u>	<u>Deliveries</u>	<u>Revenues</u>
Consumers Energy	1,725,842	285,683,901	\$ 2,004,808,473
DTE Gas	1,029,307	261,727,100	\$ 1,250,070,193
Michigan Gas Utilities Corp	141,522	29,908,923	\$ 149,871,447
SEMCO Energy Gas Co	276,649	60,969,816	\$ 365,087,311
Other 7 Utilities	42,006	7,313,246	\$ 57,750,381
TOTALS	3,215,326	645,602,986	\$ 3,827,587,805

Source: Annual Report From P-522-B Page 5, 305 or 312

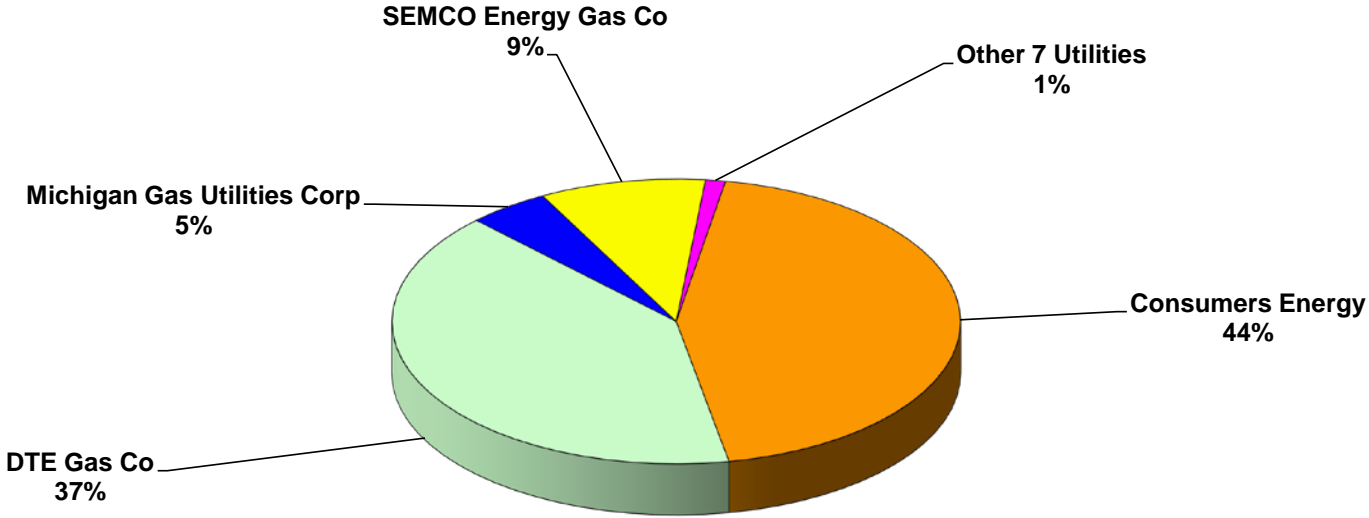
2014 Michigan Gas Utility Customers



Utility	Number of customers per Form P-522 MPSC Annual Report (average customers per month), Utility Contacts								Total Customers
	Residential A	Residential SH B	Commercial C	Commercial SH D	Industrial E	Others F-I	Transportation		
Aurora Gas Company	0	2,556	0	155	0	6	0	2,717	
Citizens Gas Fuel Company	159	15,882	52	1,154	19	0	1	17,267	
Consumers Energy Company	8,825	1,586,736	120,906	0	5,701	63	3,611	1,725,842	
DTE Gas Company	16,745	947,746	3,238	59,851	287	0	1,440	1,029,307	
Michigan Gas Utilities Corp	3,168	128,568	0	9,619	25	0	142	141,522	
Presque Isle Electric & Gas CO-OP	0	8,453	0	262	2	102	0	8,819	
SEMCO Energy Gas Company	2,592	250,992	822	21,534	454	0	255	276,649	
Superior Energy Company	2,020	0	137	0	0	66	0	2,223	
Wisconsin Public Service Corporation	90	4,750	13	394	47	1	13	5,308	
Xcel Energy (Northern States Power)	5,014	0	654	0	2	2	0	5,672	
Total	38,613	2,945,683	125,822	92,969	6,537	240	5,462	3,215,326	

Sources: MPSC Annual Report form P-522 pages 305 & 312, utilities; Transportation includes aggregates

2014 Michigan Gas Utility Deliveries

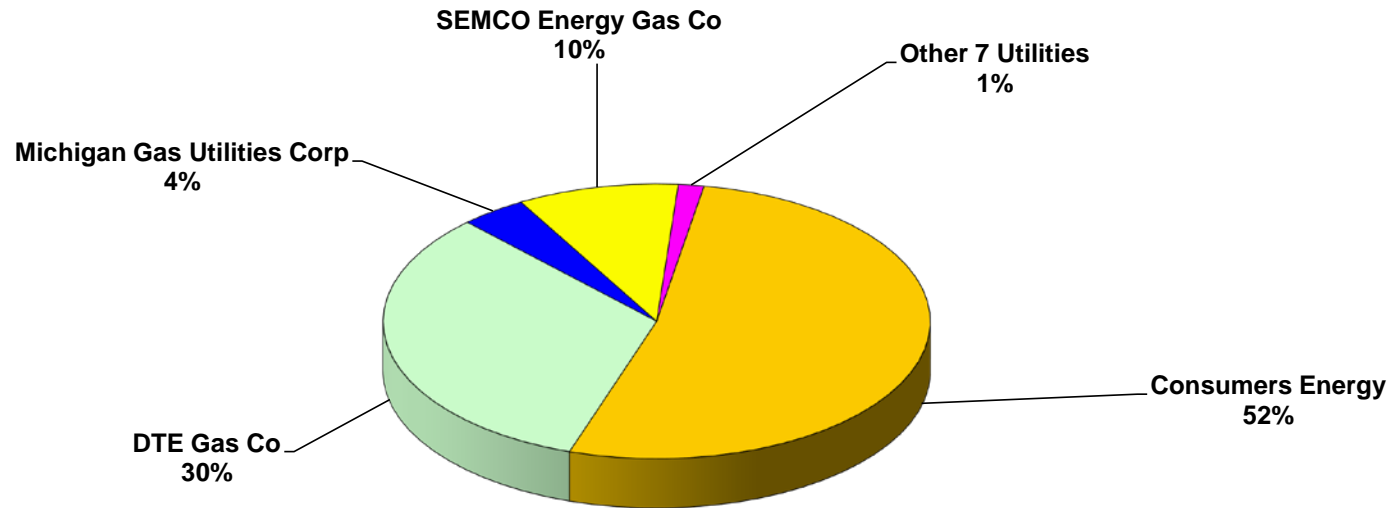


Utility	Mcf Sold per Form P-522 MPSC Annual Report							Transportation	Gas Sold Mcf Total Mcf Sold
	Residential A	Residential SH B	Commercial C	Commercial SH D	Industrial E	Others F-I			
Aurora Gas Company	0	199,724	0	78,858	0	8,711	0	287,293	
Citizens Gas Fuel Company	11,064	1,647,269	36,096	572,236	870,724	0	31,842	3,169,231	
Consumers Energy Company	667,279	177,103,887	59,819,613	0	10,681,889	326,503	37,084,730	285,683,901	
DTE Gas Company	1,079,464	106,333,758	1,322,539	24,174,231	843,711	1,385,793	126,587,604	261,727,100	
Michigan Gas Utilities Corp	256,177	12,612,426	0	4,308,999	275,760	1,407	12,454,154	29,908,923	
Presque Isle Electric & Gas CO-OP	0	670,328	0	73,595	16,753	38,312	0	798,988	
SEMCO Energy Gas Company	237,789	27,530,208	496,261	12,624,265	1,426,043	0	18,655,250	60,969,816	
Superior Energy Company	170,685	0	27,506	0	0	27,945	0	226,136	
Wisconsin Public Service Corporation (1)	6,626	503,223	2,436	93,445	153,559	2,592	1,088,622	1,850,503	
Xcel Energy (Northern States Power) (1)	539,333	0	329,716	0	111,379	667	0	981,095	
Total	2,968,417	326,600,823	62,034,168	41,925,629	14,379,817	1,791,931	195,902,202	645,602,986	

Sources: MPSC Annual Report form P-522 pages 305 & 312, utilities; Transportation includes aggregates

(1) Therms converted to Mcf using a factor of 0.097561

2014 Michigan Gas Utility Sales Revenue



Utility	Revenue per Form P-522 MPSC Annual Report							\$ Revenue
	Residential	Residential SH	Commercial	Commercial SH	Industrial	Others	Transportation	
	A	B	C	D	E	F-I	Total Revenue	
Aurora Gas Company	0	2,157,014	0	851,665	0	94,080	0	3,102,759
Citizens Gas Fuel Company	104,697	14,627,295	313,482	4,886,856	6,217,105	0	52,097	26,201,532
Consumers Energy Company	4,858,557	1,509,650,991	399,055,652	0	69,290,333	2,066,087	19,886,853	2,004,808,473
DTE Gas Company	10,281,426	919,852,865	11,018,363	201,759,952	8,884,839	8,511,838	89,760,910	1,250,070,193
Michigan Gas Utilities Corp	2,163,312	102,634,842	0	33,642,527	1,962,360	46,805	9,421,601	149,871,447
Presque Isle Electric & Gas CO-OP	0	7,712,526	0	668,301	128,292	330,205	0	8,839,324
SEMCO Energy Gas Company	2,119,234	240,470,987	3,932,187	95,645,168	10,387,687	0	12,532,048	365,087,311
Superior Energy Company	1,788,810	294,591	294,591	0	0	389,797	0	2,767,789
Wisconsin Public Service Corporation	50,055	3,644,791	17,435	656,493	1,036,043	22,158	4,072,792	9,499,767
Xcel Energy (Northern States Power)	4,325,682	0	2,370,783	0	638,101	4,644	0	7,339,210
Total	25,691,773	2,801,045,902	417,002,493	338,110,962	98,544,760	11,465,614	135,726,301	3,827,587,805

Sources: MPSC Annual Report form P-522 pages 305 & 312, utilities; Transportation includes aggregates

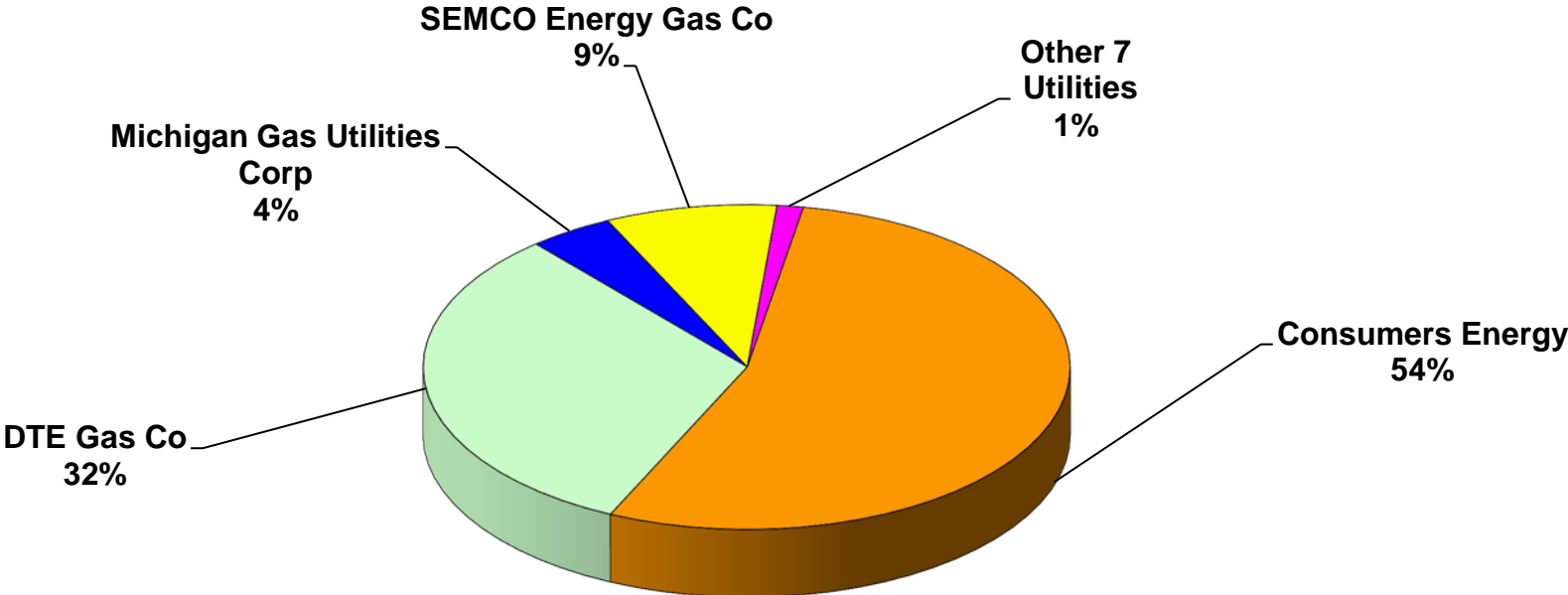
STATISTICAL DATA OF RETAIL SALES

GAS UTILITIES IN MICHIGAN YEAR ENDED DECEMBER 31, 2013

<u>Utility</u>	<u>Michigan Customers</u>	<u>Deliveries</u>	<u>Revenues</u>
Consumers Energy	1,718,470	307,551,851	\$ 2,047,382,697
DTE Gas	1,007,965	243,909,102	\$ 1,140,775,802
Michigan Gas Utilities Corp	134,051	26,047,901	\$ 119,922,591
SEMCO Energy Gas Co	271,761	55,936,046	\$ 281,182,369
Other 6 Utilities	41,570	6,790,039	\$ 47,477,559
TOTALS	3,173,817	640,234,939	\$ 3,636,741,018

Source: Annual Report From P-522-B Page 5, 305 or 312

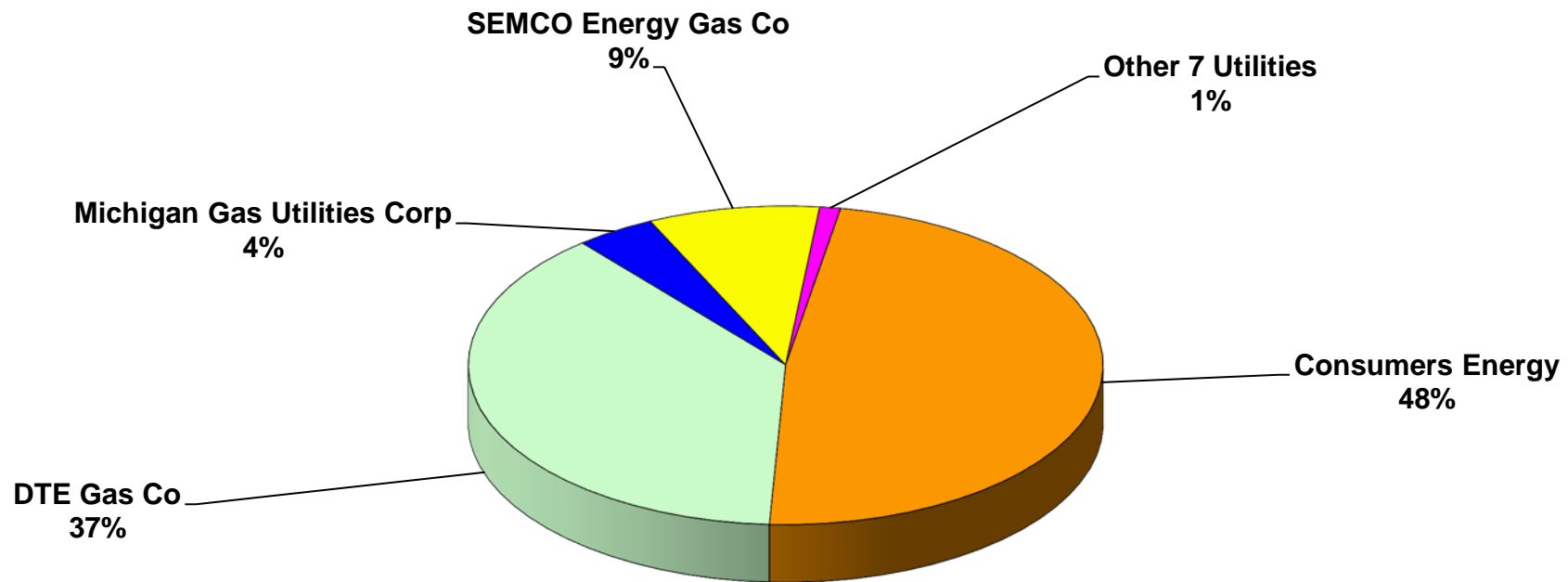
2013 Michigan Gas Utility Customers



Utility	Number of customers per Form P-522 MPSC Annual Report (average customers per month), Utility Contacts									Total Customers
	Residential A	Residential SH B	Commercial C	Commercial SH D	Industrial E	Others F-I	Transportation			
Aurora Gas Company	0	2,539	0	155	0	5	0			2,699
Citizens Gas Fuel Company	158	15,832	54	1,138	20	0	1			17,203
Consumers Energy Company	7,545	1,581,862	119,441	0	6,026	73	3,523			1,718,470
DTE Gas Company	16,686	928,727	3,133	57,727	266	0	1,426			1,007,965
Michigan Gas Utilities Corp	3,042	122,571	0	8,272	21	0	145			134,051
Presque Isle Electric & Gas CO-OP	0	8,343	0	257	2	101	0			8,703
SEMCO Energy Gas Company	2,635	246,837	825	20,755	454	0	255			271,761
Superior Energy Company	1,868	0	132	0	0	66	0			2,066
Wisconsin Public Service Corporation	89	4,756	12	391	46	1	13			5,308
Xcel Energy (Northern States Power)	4,938	0	649	0	2	2	0			5,591
Total	36,961	2,911,467	124,246	88,695	6,837	248	5,363			3,173,817

Sources: MPSC Annual Report form P-522 pages 305 & 312, utilities; Transportation includes aggregates

2013 Michigan Gas Utility Deliveries

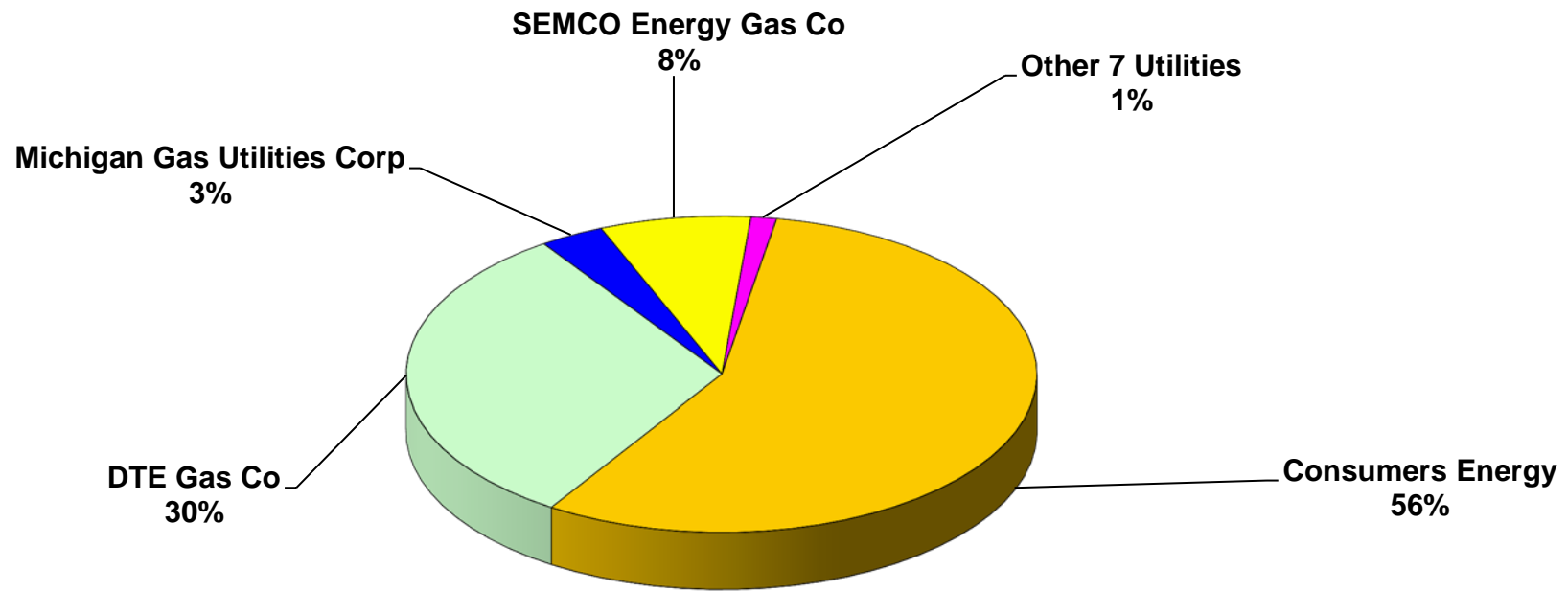


Utility	Mcf Sold per Form P-522 MPSC Annual Report								Gas Sold Mcf Total Mcf Sold
	Residential	Residential SH	Commercial	Commercial SH	Industrial	Others	Transportation		
	A	B	C	D	E	F-I			
Aurora Gas Company	0	166,724	0	68,884	0	7,717	0	243,325	
Citizens Gas Fuel Company	9,521	1,490,681	46,809	515,415	871,305	0	34,037	2,967,768	
Consumers Energy Company	513,731	168,117,959	54,184,742	0	10,004,124	322,623	74,408,672	307,551,851	
DTE Gas Company	1,003,890	98,607,749	1,148,912	21,272,314	574,647	2,564,265	118,737,325	243,909,102	
Michigan Gas Utilities Corp	226,556	11,370,644	0	3,074,022	218,723	1,449	11,156,507	26,047,901	
Presque Isle Electric & Gas CO-OP	0	576,884	0	63,465	13,249	34,510	0	688,108	
SEMCO Energy Gas Company	223,642	25,131,309	1,060,219	9,626,205	1,704,310	0	18,190,361	55,936,046	
Superior Energy Company	145,803	0	24,386	0	0	33,150	0	203,339	
Wisconsin Public Service Corporation (1)	5,849	465,622	2,484	76,336	151,612	1,815	1,057,768	1,761,485	
Xcel Energy (Northern States Power) (1)	488,053	0	310,011	0	127,304	646	0	926,014	
Total	2,617,045	305,927,572	56,777,563	34,696,641	13,665,274	2,966,175	223,584,670	640,234,939	

Sources: MPSC Annual Report form P-522 pages 305 & 312, utilities; Transportation includes aggregates

(1) Therms converted to Mcf using a factor of 0.097561

2013 Michigan Gas Utility Sales Revenue



Utility	Revenue per Form P-522 MPSC Annual Report							\$ Revenue Total Revenue
	Residential A	Residential SH B	Commercial C	Commercial SH D	Industrial E	Others F-I	Transportation	
Aurora Gas Company	0	1,879,455	0	775,578	0	87,152	0	2,742,185
Citizens Gas Fuel Company	93,457	13,519,086	382,472	4,466,367	5,589,483	0	54,858	24,105,723
Consumers Energy Company	4,858,557	1,509,650,991	399,055,652	0	69,290,333	2,066,087	62,461,077	2,047,382,697
DTE Gas Company	9,498,757	845,748,353	9,544,681	176,793,758	4,254,163	12,929,105	82,006,985	1,140,775,802
Michigan Gas Utilities Corp	1,746,024	86,427,854	0	21,573,013	1,570,891	45,493	8,559,316	119,922,591
Presque Isle Electric & Gas CO-OP	0	7,012,680	0	607,237	108,462	313,721	0	8,042,100
SEMCO Energy Gas Company	1,751,994	189,544,364	2,771,541	67,364,238	7,218,184	0	12,532,048	281,182,369
Superior Energy Company	1,351,607	0	225,932	0	0	321,252	0	1,898,791
Wisconsin Public Service Corporation	104,285	2,952,141	15,615	481,266	901,950	11,660	385,789	4,852,706
Xcel Energy (Northern States Power)	3,392,354	0	1,891,284	0	548,377	4,039	0	5,836,054
Total	22,797,035	2,656,734,924	413,887,177	272,061,457	89,481,843	15,778,509	166,000,073	3,636,741,018

Sources: MPSC Annual Report form P-522 pages 305 & 312, utilities; Transportation includes aggregates

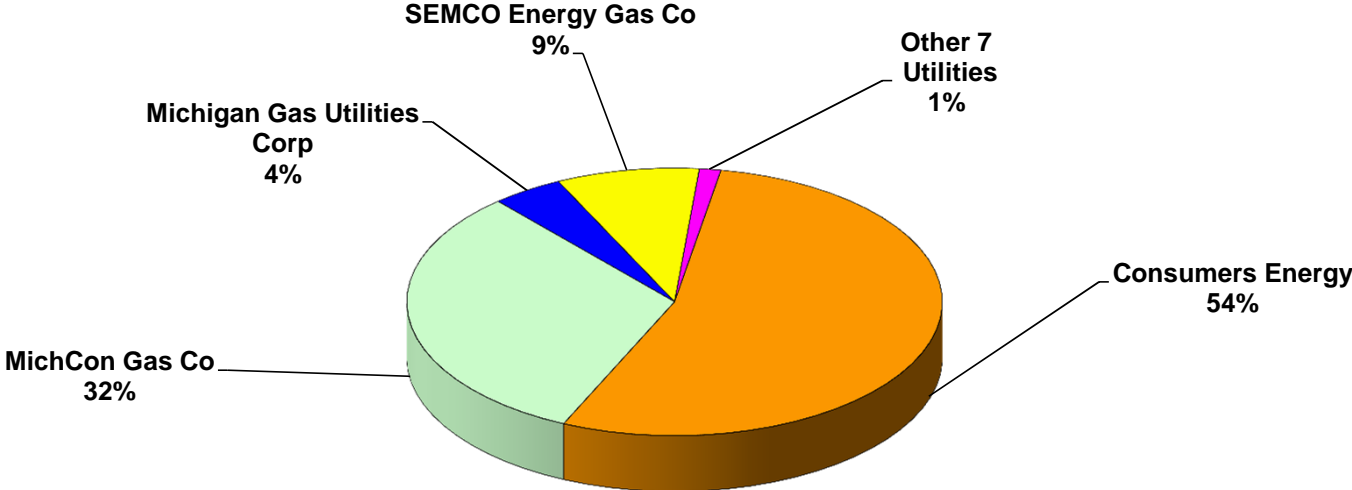
STATISTICAL DATA OF RETAIL SALES

GAS UTILITIES IN MICHIGAN YEAR ENDED DECEMBER 31, 2012

<u>Utility</u>	<u>Michigan Customers</u>	<u>Deliveries</u>	<u>Revenues</u>
Consumers Energy	1,710,763	259,214,765	\$ 1,889,388,123
MichCon Gas Co	1,005,414	225,194,848	\$ 1,023,349,646
Michigan Gas Utilities Corp	136,727	22,189,419	\$ 101,161,053
SEMCO Energy Gas Co	273,518	47,590,479	\$ 239,776,079
Other 6 Utilities	41,032	5,761,627	\$ 40,000,564
TOTALS	3,167,454	559,951,138	\$ 3,293,675,465

Source: Annual Report From P-522-B Page 5, 305 or 312

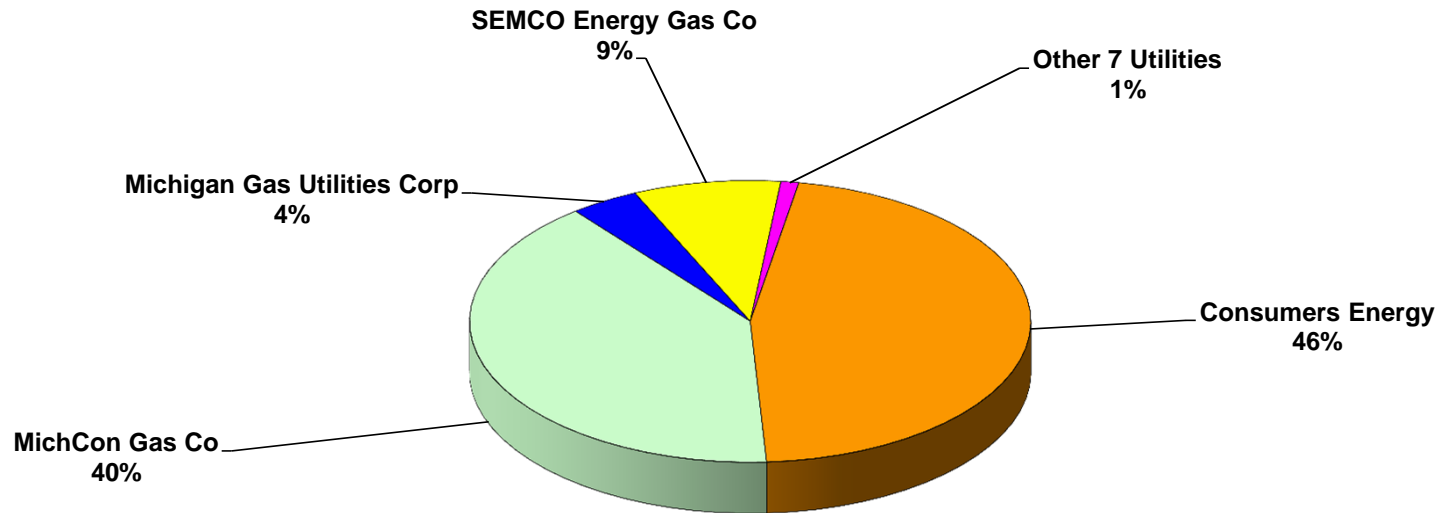
2012 Michigan Gas Utility Customers



Utility	Number of customers per Form P-522 MPSC Annual Report (average customers per month), Utility Contacts							Transportation	Total Customers
	Residential A	Residential SH B	Commercial C	Commercial SH D	Industrial E	Others F-I			
Aurora Gas Company	0	2,518	0	156	0	5	0	2,679	
Citizens Gas Fuel Company	159	15,764	52	1,118	20	0	1	17,114	
Consumers Energy Company	6,010	1,576,113	118,781	0	6,437	75	3,347	1,710,763	
Michigan Consolidated Gas Company	16,889	925,495	3,175	58,156	295	0	1,404	1,005,414	
Michigan Gas Utilities Corp	3,164	125,392	0	7,996	29	0	146	136,727	
Presque Isle Electric & Gas CO-OP	0	8,245	0	250	2	101	0	8,598	
SEMCO Energy Gas Company	2,719	248,606	846	20,629	466	0	252	273,518	
Superior Energy Company	1,644	0	121	0	0	61	0	1,826	
Wisconsin Public Service Corporation	86	4,755	11	391	46	1	12	5,302	
Xcel Energy (Northern States Power)	4,865	0	644	0	2	2	0	5,513	
Total	35,536	2,906,888	123,630	88,696	7,297	245	5,162	3,167,454	

Sources: MPSC Annual Report form P-522 pages 305 & 312, utilities; Transportation includes aggregates

2012 Michigan Gas Utility Deliveries

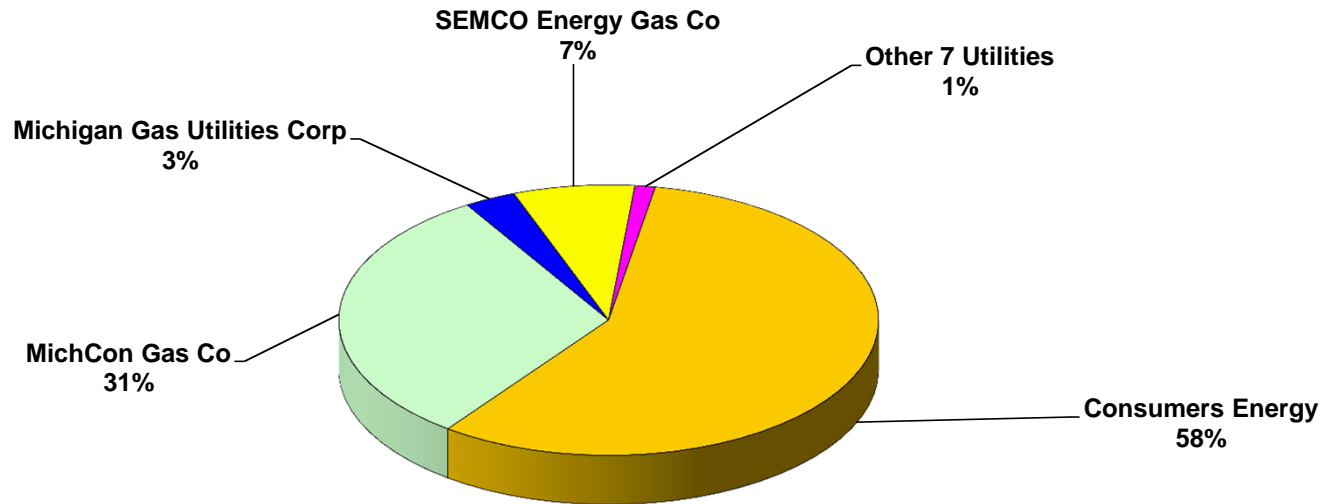


Utility	Mcf Sold per Form P-522 MPSC Annual Report								Gas Sold Mcf Total Mcf Sold
	Residential A	Residential SH B	Commercial C	Commercial SH D	Industrial E	Others F-I	Transportation		
Aurora Gas Company	0	140,935	0	59,870	0	6,470	0	207,275	
Citizens Gas Fuel Company	8,066	1,211,568	34,910	422,399	780,960	0	31,697	2,489,600	
Consumers Energy Company	329,957	138,839,662	43,775,349	0	8,681,044	263,040	67,325,713	259,214,765	
Michigan Consolidated Gas Company	873,482	82,101,528	994,223	17,490,722	884,728	14,581	122,835,584	225,194,848	
Michigan Gas Utilities Corp	188,358	9,379,507	0	2,221,050	296,500	1,442	10,102,562	22,189,419	
Presque Isle Electric & Gas CO-OP	0	486,276	0	50,842	11,910	30,698	0	579,726	
SEMCO Energy Gas Company	186,624	20,719,335	385,028	8,634,912	929,874	0	16,734,706	47,590,479	
Superior Energy Company	104,450	0	18,227	0	0	24,839	0	147,516	
Wisconsin Public Service Corporation (1)	4,497	369,401	2,180	56,080	129,259	1,508	1,009,627	1,572,553	
Xcel Energy (Northern States Power) (1)	393,244	0	253,418	0	117,912	383	0	764,957	
Total	2,088,678	253,248,212	45,463,335	28,935,875	11,832,187	342,961	218,039,889	559,951,138	

Sources: MPSC Annual Report form P-522 pages 305 & 312, utilities; Transportation includes aggregates

(1) Therms converted to Mcf using a factor of 0.097561

2012 Michigan Gas Utility Sales Revenue



Utility	Revenue per Form P-522 MPSC Annual Report							\$ Revenue
	Residential A	Residential SH B	Commercial C	Commercial SH D	Industrial E	Others F-I	Transportation	
Aurora Gas Company	0	1,631,555	0	693,127	0	74,967	0	2,399,649
Citizens Gas Fuel Company	83,085	11,454,243	294,269	3,749,518	4,809,703	0	51,390	20,442,208
Consumers Energy Company	3,544,638	1,411,603,995	350,542,502	0	65,140,216	1,904,520	56,652,252	1,889,388,123
Michigan Consolidated Gas Company	8,982,319	760,215,993	8,772,616	154,739,030	6,965,637	247,893	83,426,158	1,023,349,646
Michigan Gas Utilities Corp	1,551,855	73,341,012	0	16,250,578	1,934,393	45,397	8,037,818	101,161,053
Presque Isle Electric & Gas CO-OP	0	6,337,656	0	533,505	104,507	305,099	0	7,280,767
SEMCO Energy Gas Company	1,542,034	163,817,718	2,412,766	55,298,470	5,468,998	0	11,236,093	239,776,079
Superior Energy Company	1,022,888	0	177,782	0	0	261,248	0	1,461,918
Wisconsin Public Service Corporation	29,719	2,302,137	12,904	343,658	725,539	10,124	444,950	3,869,031
Xcel Energy (Northern States Power)	2,648,135	0	1,461,004	0	435,400	2,452	0	4,546,991
Total	19,404,673	2,430,704,309	363,673,843	231,607,886	85,584,393	2,851,700	159,848,661	3,293,675,465

Sources: MPSC Annual Report form P-522 pages 305 & 312, utilities; Transportation includes aggregates

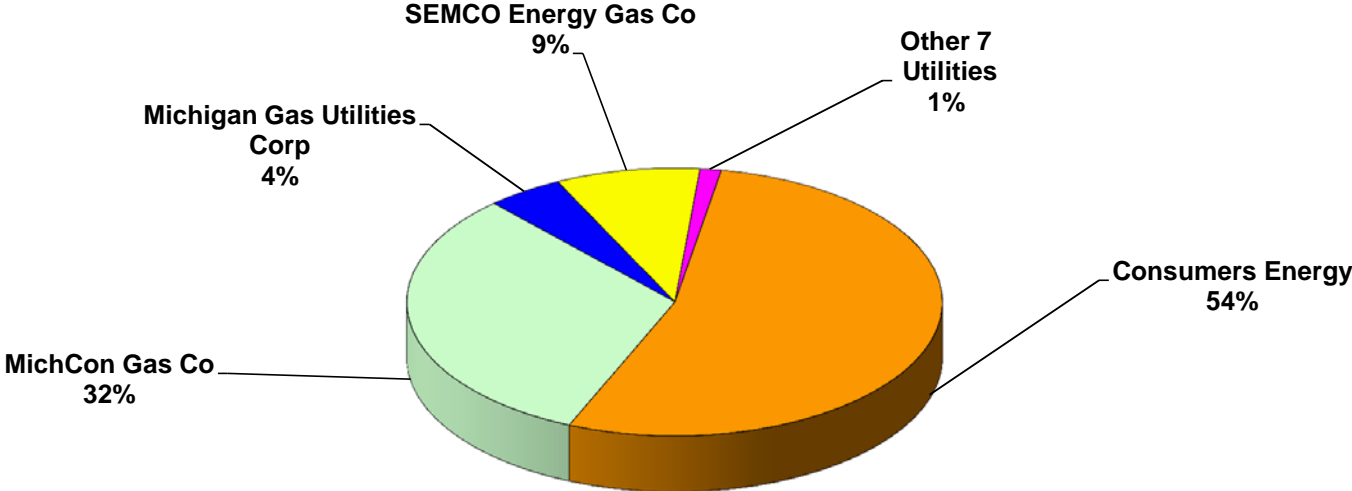
STATISTICAL DATA OF RETAIL SALES

GAS UTILITIES IN MICHIGAN YEAR ENDED DECEMBER 31, 2011

<u>Utility</u>	<u>Michigan Customers</u>	<u>Deliveries</u>	<u>Revenues</u>
Consumers Energy	1,707,986	287,298,131	\$ 2,242,592,068
MichCon Gas Co	1,010,330	224,316,314	\$ 1,219,185,299
Michigan Gas Utilities Corp	146,625	25,052,933	\$ 151,297,408
SEMCO Energy Gas Co	276,955	52,036,993	\$ 292,599,773
Other 6 Utilities	40,784	6,089,899	\$ 46,111,675
TOTALS	3,182,680	594,794,270	\$ 3,951,786,223

Source: Annual Report From P-522-B Page 5, 305 or 312

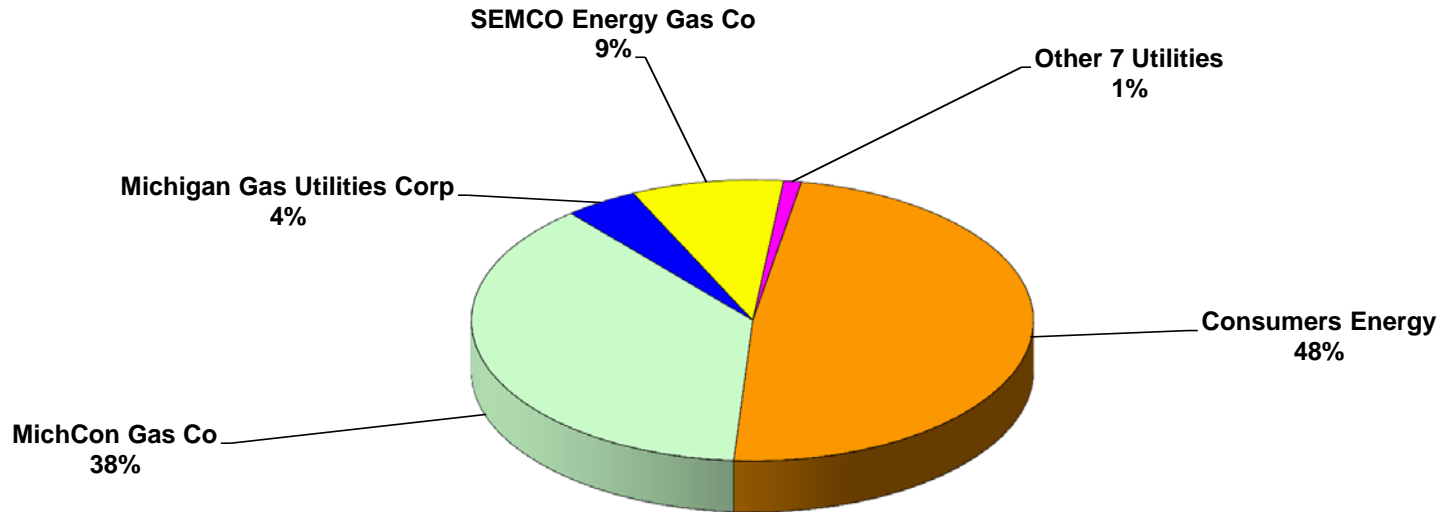
2011 Michigan Gas Utility Customers



Utility	Number of customers per Form P-522 MPSC Annual Report (average customers per month), Utility Contacts								Total Customers
	Residential A	Residential SH B	Commercial C	Commercial SH D	Industrial E	Others F-I	Transportation		
Aurora Gas Company	0	2,481	0	154	0	4	0	2,639	
Citizens Gas Fuel Company	164	15,830	53	1,117	20	0	1	17,185	
Consumers Energy Company	5,379	1,574,456	118,223	0	6,721	78	3,129	1,707,986	
Michigan Consolidated Gas Company	17,229	928,145	3,308	59,893	332	0	1,423	1,010,330	
Michigan Gas Utilities Corp	3,266	127,102	0	8,545	32	0	7,680	146,625	
Presque Isle Electric & Gas CO-OP	0	8,157	0	251	1	101	0	8,510	
SEMCO Energy Gas Company	2,784	251,893	855	20,683	490	0	250	276,955	
Superior Energy Company	1,553	0	114	0	0	56	0	1,723	
Wisconsin Public Service Corporation	84	4,762	9	393	45	0	12	5,305	
Xcel Energy (Northern States Power)	4,780	0	638	0	2	2	0	5,422	
Total	35,239	2,912,826	123,200	91,036	7,643	241	12,495	3,182,680	

Sources: MPSC Annual Report form P-522 pages 305 & 312, utilities; Transportation includes aggregates

2011 Michigan Gas Utility Deliveries

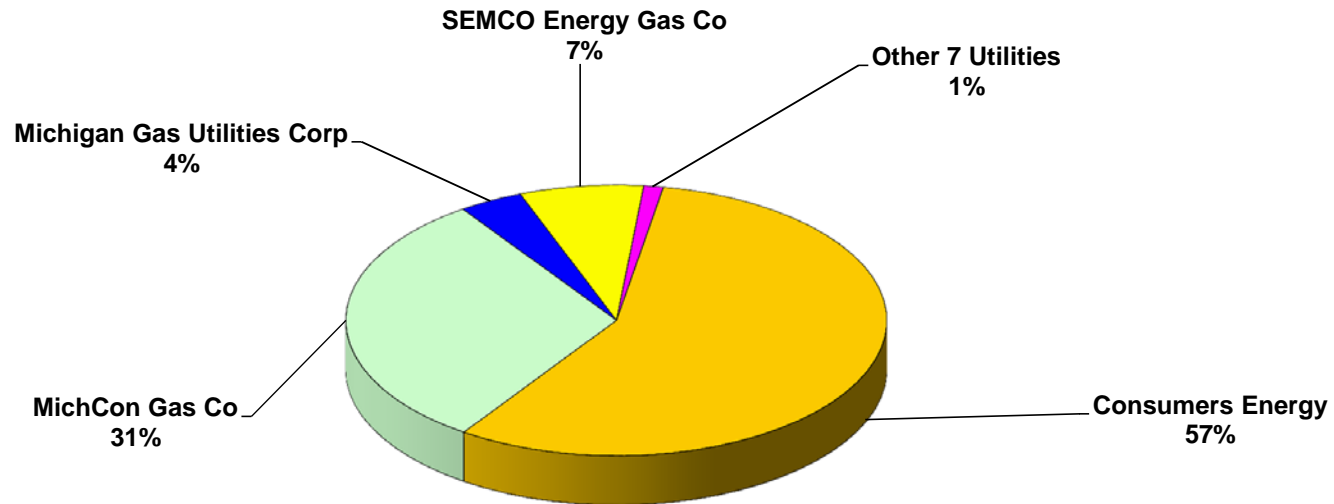


Utility	Mcf Sold per Form P-522 MPSC Annual Report								Gas Sold Mcf Total Mcf Sold
	Residential A	Residential SH B	Commercial C	Commercial SH D	Industrial E	Others F-I	Transportation		
Aurora Gas Company	0	165,914	0	67,626	0	7,335	0	240,875	
Citizens Gas Fuel Company	8,727	1,436,868	36,963	474,543	732,790	0	33,917	2,723,808	
Consumers Energy Company	308,533	157,122,604	50,334,666	0	10,804,179	375,550	68,352,599	287,298,131	
Michigan Consolidated Gas Company	977,891	93,947,558	1,230,164	21,972,617	811,601	0	105,376,483	224,316,314	
Michigan Gas Utilities Corp	226,610	11,152,577	0	3,055,944	360,985	1,592	10,255,225	25,052,933	
Presque Isle Electric & Gas CO-OP	0	545,070	0	62,997	5,374	34,050	0	647,491	
SEMCO Energy Gas Company	214,215	23,823,607	699,856	9,311,220	1,136,420	0	16,851,675	52,036,993	
Superior Energy Company	117,978	0	21,152	0	0	33,281	0	172,411	
Wisconsin Public Service Corporation (1)	4,712	425,000	2,310	68,260	138,155	0	842,109	1,480,546	
Xcel Energy (Northern States Power) (1)	422,608	0	286,601	0	115,008	551	0	824,768	
Total	2,281,274	288,619,198	52,611,712	35,013,207	14,104,512	452,359	201,712,008	594,794,270	

Sources: MPSC Annual Report form P-522 pages 305 & 312, utilities; Transportation includes aggregates

(1) Therms converted to Mcf using a factor of 0.097561

2011 Michigan Gas Utility Sales Revenue



Utility	Revenue per Form P-522 MPSC Annual Report							\$ Revenue
	Residential A	Residential SH B	Commercial C	Commercial SH D	Industrial E	Others F-I	Transportation	
Aurora Gas Company	0	2,079,298	0	836,904	0	92,315	0	3,008,517
Citizens Gas Fuel Company	89,058	13,282,290	305,368	4,191,872	4,917,400	0	54,624	22,840,612
Consumers Energy Company	3,469,315	1,651,742,495	438,388,068	0	88,743,309	2,847,021	57,401,860	2,242,592,068
Michigan Consolidated Gas Company	10,385,712	902,877,771	11,303,625	202,775,277	6,652,861	0	85,190,053	1,219,185,299
Michigan Gas Utilities Corp	3,225,723	109,068,653	0	27,871,347	3,009,585	50,389	8,071,711	151,297,408
Presque Isle Electric & Gas CO-OP	0	7,122,302	0	706,966	51,077	361,090	0	8,241,435
SEMCO Energy Gas Company	3,254,372	199,480,610	3,006,478	68,284,045	7,599,881	0	10,974,387	292,599,773
Superior Energy Company	1,183,824	0	213,187	0	0	317,133	0	1,714,144
Wisconsin Public Service Corporation	35,977	3,047,457	15,809	477,984	928,991	0	320,429	4,826,647
Xcel Energy (Northern States Power)	3,087,025	0	1,837,614	0	551,981	3,700	0	5,480,320
Total	24,731,006	2,888,700,876	455,070,149	305,144,395	112,455,085	3,671,648	162,013,064	3,951,786,223

Sources: MPSC Annual Report form P-522 pages 305 & 312, utilities; Transportation includes aggregates

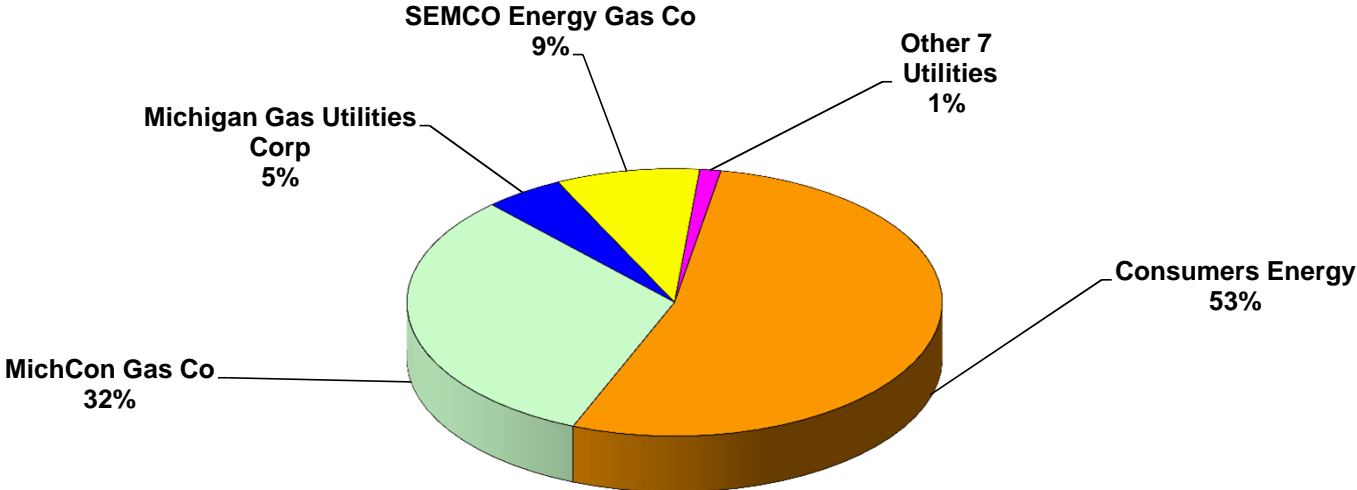
STATISTICAL DATA OF RETAIL SALES

GAS UTILITIES IN MICHIGAN YEAR ENDED DECEMBER 31, 2010

<u>Utility</u>	<u>Michigan Customers</u>	<u>Deliveries</u>	<u>Revenues</u>
Consumers Energy	1,704,355	273,109,821	\$ 2,266,771,043
MichCon Gas Co	1,016,889	222,210,497	\$ 1,333,342,877
Michigan Gas Utilities Corp	152,795	26,215,243	\$ 171,145,629
SEMCO Energy Gas Co	277,245	49,309,363	\$ 286,779,897
Other 7 Utilities	40,602	5,656,707	\$ 44,818,005
TOTALS	3,191,886	576,501,631	\$ 4,102,857,451

Source: Annual Report From P-522-B Page 5, 305 or 312

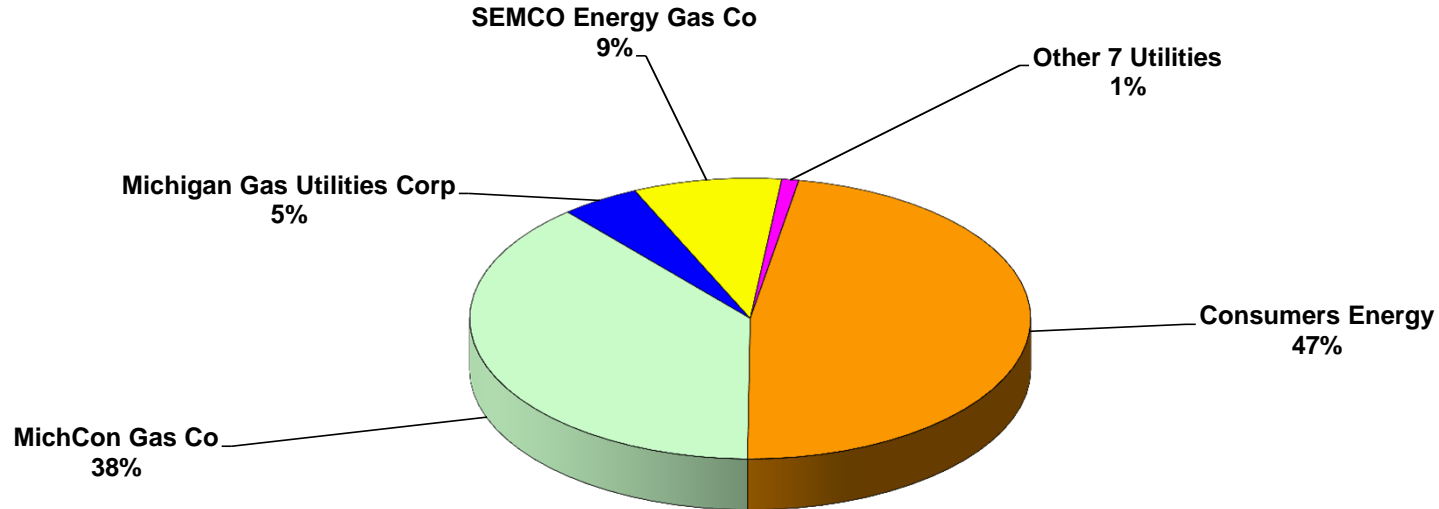
2010 Michigan Gas Utility Customers



Utility	Number of customers per Form P-522 MPSC Annual Report (average customers per month), Utility Contacts							Transportation	Total Customers
	Residential A	Residential SH B	Commercial C	Commercial SH D	Industrial E	Others F-I			
Aurora Gas Company	0	2,452	0	154	0	4	0	2,610	
Citizens Gas Fuel Company	167	15,811	54	1,117	20	0	1	17,170	
Consumers Energy Company	5,976	1,570,544	117,860	0	6,938	81	2,956	1,704,355	
Michigan Consolidated Gas Company	17,587	932,431	3,513	62,350	370	0	638	1,016,889	
Michigan Gas Utilities Corp	3,553	138,234	0	10,330	45	0	633	152,795	
Presque Isle Electric & Gas CO-OP	0	8,100	0	248	2	102	0	8,452	
SEMCO Energy Gas Company-Battle Creek Div	707	31,863	103	1,811	8	0	48	34,540	
SEMCO Energy Gas Company- MPSC Div	2,078	220,322	760	18,847	495	0	203	242,705	
Superior Energy Company	1,462	0	115	0	0	55	0	1,632	
Wisconsin Public Service Corporation	80	4,774	9	401	42	0	11	5,317	
Xcel Energy (Northern States Power)	4,776	0	641	0	2	2	0	5,421	
Total	36,386	2,924,531	123,055	95,258	7,922	244	4,490	3,191,886	

Sources: Columns A-I: MPSC Annual Report form P-522 page 305; Transportation: From utilities (includes aggregates)

2010 Michigan Gas Utility Deliveries

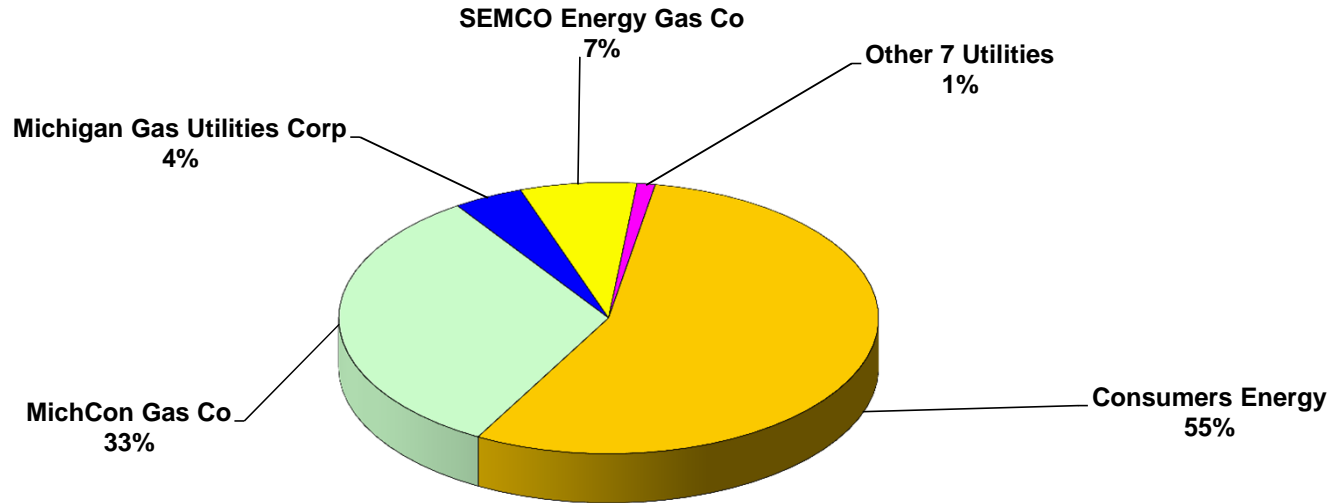


Utility	Mcf Sold per Form P-522 MPSC Annual Report							Transportation	Gas Sold Mcf Total Mcf Sold
	Residential A	Residential SH B	Commercial C	Commercial SH D	Industrial E	Others F-I			
Aurora Gas Company	0	149,248	0	61,447	0	6,719	0	217,414	
Citizens Gas Fuel Company	7,866	1,352,023	17,476	447,521	709,026	0	33,588	2,567,500	
Consumers Energy Company	361,646	151,615,663	46,824,433	0	9,596,598	354,446	64,357,035	273,109,821	
Michigan Consolidated Gas Company	966,781	90,437,197	1,238,290	22,251,198	678,289	0	106,638,742	222,210,497	
Michigan Gas Utilities Corp	241,356	11,969,877	0	3,671,233	398,561	2,225	9,931,991	26,215,243	
Presque Isle Electric & Gas CO-OP	0	487,349	0	52,002	5,449	29,899	0	574,699	
SEMCO Energy Gas Company-Battle Creek Div	53,771	2,838,132	55,437	817,939	22,854	0	5,132,409	8,920,542	
SEMCO Energy Gas Company- MPSC Div	149,281	19,794,542	149,856	7,853,827	1,052,748	0	11,388,567	40,388,821	
Superior Energy Company	101,559	0	20,145	0	0	28,944	0	150,648	
Wisconsin Public Service Corporation (1)	4,114	390,602	2,046	77,085	102,720	0	810,453	1,387,020	
Xcel Energy (Northern States Power) (1)	390,882	0	263,815	0	104,333	397	0	759,427	
Total	2,277,256	279,034,633	48,571,498	35,232,252	12,670,578	422,630	198,292,785	576,501,631	

Sources: Columns A-I: MPSC Annual Report form P-522 page 305

(1) Therms converted to Mcf using a factor of 0.097561

2010 Michigan Gas Utility Sales Revenue



Utility	Revenue per Form P-522 MPSC Annual Report								\$ Revenue Total Revenue
	Residential A	Residential SH B	Commercial C	Commercial SH D	Industrial E	Others F-I	Transportation		
Aurora Gas Company	0	2,017,704	0	829,804	0	91,262	0	2,938,770	
Citizens Gas Fuel Company	83,352	12,711,350	153,207	4,008,953	5,332,352	0	54,152	22,343,366	
Consumers Energy Company	4,202,989	1,664,594,642	449,367,521	0	88,090,470	3,035,734	57,479,687	2,266,771,043	
Michigan Consolidated Gas Company	11,362,585	980,420,429	13,064,427	236,060,763	6,411,905	0	86,022,768	1,333,342,877	
Michigan Gas Utilities Corp	2,575,008	122,858,111	0	34,630,505	3,569,535	56,648	7,455,822	171,145,629	
Presque Isle Electric & Gas CO-OP	0	6,914,342	0	647,686	58,523	351,333	0	7,971,884	
SEMCO Energy Gas Company-Battle Creek Div	499,164	25,490,864	433,004	6,801,963	173,501	2,671	3,368,053	36,769,220	
SEMCO Energy Gas Company- MPSC Div	1,354,385	172,944,804	1,246,167	59,656,097	7,525,136	0	7,284,088	250,010,677	
Superior Energy Company	1,041,340	0	207,889	0	0	294,004	0	1,543,233	
Wisconsin Public Service Corporation	32,826	2,913,960	14,666	553,987	723,613	0	305,135	4,544,187	
Xcel Energy (Northern States Power)	3,116,904	0	1,859,459	0	497,368	2,834	0	5,476,565	
Total	24,268,553	2,990,866,206	466,346,340	343,189,758	112,382,403	3,834,486	161,969,705	4,102,857,451	

Sources: Columns A-I: MPSC Annual Report form P-522 page 305

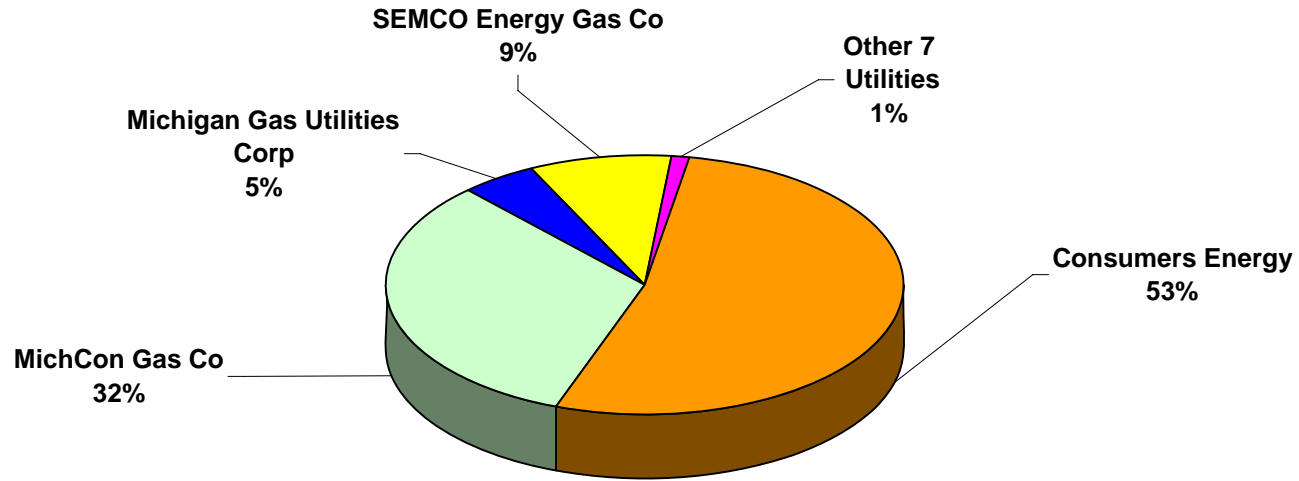
STATISTICAL DATA OF RETAIL SALES

GAS UTILITIES IN MICHIGAN YEAR ENDED DECEMBER 31, 2009

<u>Utility</u>	<u>Michigan Customers</u>	<u>Deliveries</u>	<u>Revenues</u>
Consumers Energy	1,702,279	284,281,116	\$ 2,470,839,783
MichCon Gas Co	1,045,838	228,222,938	\$ 1,460,845,734
Michigan Gas Utilities Corp	157,968	27,498,233	\$ 192,745,227
SEMCO Energy Gas Co	278,676	51,668,745	\$ 369,120,193
Other 7 Utilities	40,175	7,162,284	\$ 54,382,396
TOTALS	3,224,936	598,833,316	\$ 4,547,933,333

Source: Annual Report From P-522-B Page 5, 305 or 312

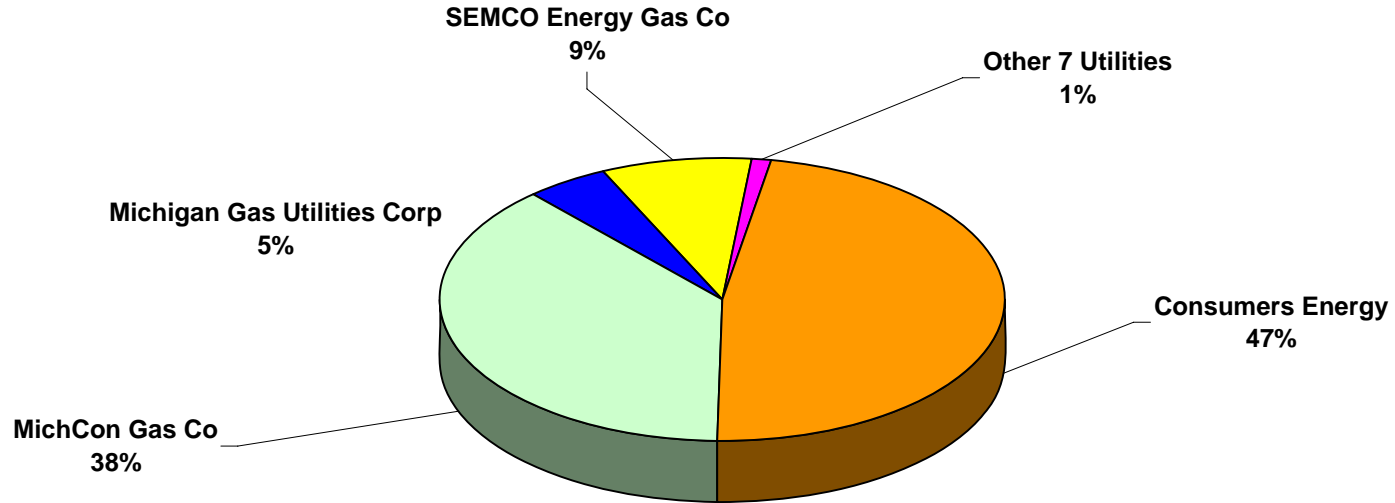
2009 Michigan Gas Utility Customers



Utility	Number of customers per Form P-522 MPSC Annual Report (average customers per month), Utility Contacts							Transportation	Total Customers
	Residential A	Residential SH B	Commercial C	Commercial SH D	Industrial E	Others F-I			
Aurora Gas Company	0	2,435	0	151	0	4	0	2,590	
Citizens Gas Fuel Company	166	15,722	55	1,125	21	0	2	17,091	
Consumers Energy Company	6,058	1,568,188	118,199	0	7,073	88	2,673	1,702,279	
Michigan Consolidated Gas Company	18,543	955,500	3,867	66,882	416	0	630	1,045,838	
Michigan Gas Utilities Corp	3,676	141,861	0	11,777	53	0	601	157,968	
Presque Isle Electric & Gas CO-OP	0	7,997	0	246	3	101	0	8,347	
SEMCO Energy Gas Company-Battle Creek Div	713	31,596	110	1,939	15	0	47	34,420	
SEMCO Energy Gas Company- MPSC Div	2,072	221,236	784	19,439	532	0	193	244,256	
Superior Energy Company	1,246	0	125	0	0	29	0	1,400	
Wisconsin Public Service Corporation	82	4,788	10	405	40	0	9	5,334	
Xcel Energy (Northern States Power)	4,765	0	643	0	2	3	0	5,413	
Total	37,321	2,949,323	123,793	101,964	8,155	225	4,155	3,224,936	

Sources: Columns A-I: MPSC Annual Report form P-522 page 305; Transportation: From utilities (includes aggregates)

2009 Michigan Gas Utility Deliveries

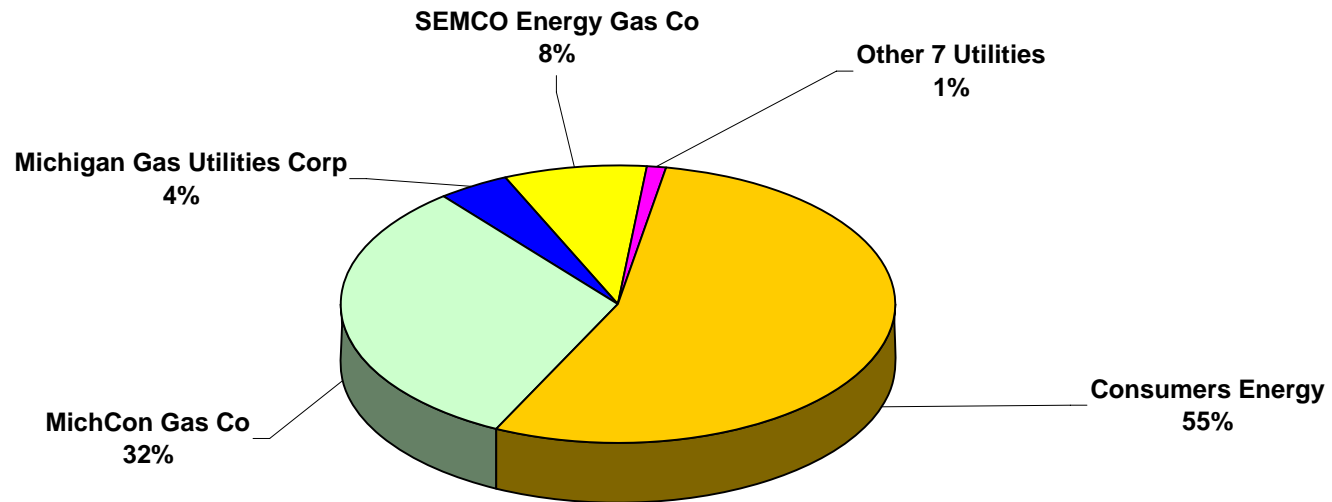


Utility	Mcf Sold per Form P-522 MPSC Annual Report							Transportation	Gas Sold Mcf Total Mcf Sold
	Residential A	Residential SH B	Commercial C	Commercial SH D	Industrial E	Others F-I			
Aurora Gas Company	0	174,134	0	77,613	0	7,491	0	259,238	
Citizens Gas Fuel Company	7,932	1,462,136	34,633	508,207	669,997	0	93,628	2,776,533	
Consumers Energy Company	342,982	162,538,467	51,874,874	0	10,620,926	391,206	58,512,661	284,281,116	
Michigan Consolidated Gas Company	1,106,844	101,658,007	1,621,139	28,208,708	1,616,996	0	94,011,244	228,222,938	
Michigan Gas Utilities Corp	260,123	12,817,979	0	4,748,576	478,010	2,255	9,191,290	27,498,233	
Presque Isle Electric & Gas CO-OP	0	573,684	0	59,271	7,322	34,032	0	674,309	
SEMCO Energy Gas Company-Battle Creek Div	56,030	2,962,210	55,956	999,184	48,353	0	4,650,802	8,772,535	
SEMCO Energy Gas Company- MPSC Div	157,727	21,249,699	413,702	8,937,787	1,303,879	0	10,833,416	42,896,210	
Superior Energy Company	844,167	0	228,037	0	0	192,313	0	1,264,517	
Wisconsin Public Service Corporation (1)	4,292	431,601	2,222	85,095	96,283	0	707,240	1,326,732	
Xcel Energy (Northern States Power) (1)	448,925	0	301,121	0	109,922	987	0	860,955	
Total	3,229,022	303,867,917	54,531,684	43,624,441	14,951,688	628,284	178,000,281	598,833,316	

Sources: Columns A-I: MPSC Annual Report form P-522 page 305

(1) Therms converted to Mcf using a factor of 0.097561

2009 Michigan Gas Utility Sales Revenue



Utility	Revenue per Form P-522 MPSC Annual Report								\$ Revenue Total Revenue
	Residential A	Residential SH B	Commercial C	Commercial SH D	Industrial E	Others F-I	Transportation		
Aurora Gas Company	0	2,555,015	0	1,037,018	0	110,358	0	0	3,702,391
Citizens Gas Fuel Company	88,783	14,695,252	307,378	4,934,612	5,271,391	0	109,665	0	25,407,081
Consumers Energy Company	4,124,069	1,803,384,085	511,164,022	0	100,765,901	3,285,496	48,116,210	0	2,470,839,783
Michigan Consolidated Gas Company	12,395,368	1,056,266,096	16,682,812	288,660,696	14,756,227	0	72,084,535	0	1,460,845,734
Michigan Gas Utilities Corp	2,777,299	132,478,479	0	45,304,093	4,411,909	56,942	7,716,505	0	192,745,227
Presque Isle Electric & Gas CO-OP	0	8,265,768	0	778,340	97,970	430,910	0	0	9,572,988
SEMCO Energy Gas Company-Battle Creek Div	576,412	30,082,210	516,338	9,632,574	472,376	4,508	3,255,890	0	44,540,308
SEMCO Energy Gas Company- MPSC Div	1,647,697	218,851,487	3,222,314	82,559,809	11,261,276	0	7,037,302	0	324,579,885
Superior Energy Company	1,211,318	0	325,434	0	0	268,026	0	0	1,804,778
Wisconsin Public Service Corporation	41,092	3,923,383	19,788	761,501	836,875	0	277,486	0	5,860,125
Xcel Energy (Northern States Power)	4,704,936	0	2,878,120	0	533,277	9,991	0	0	8,126,324
Total	27,566,974	3,270,501,775	535,116,206	433,668,643	138,407,202	4,166,231	138,597,593	0	4,548,024,624

Sources: Columns A-I: MPSC Annual Report form P-522 page 305

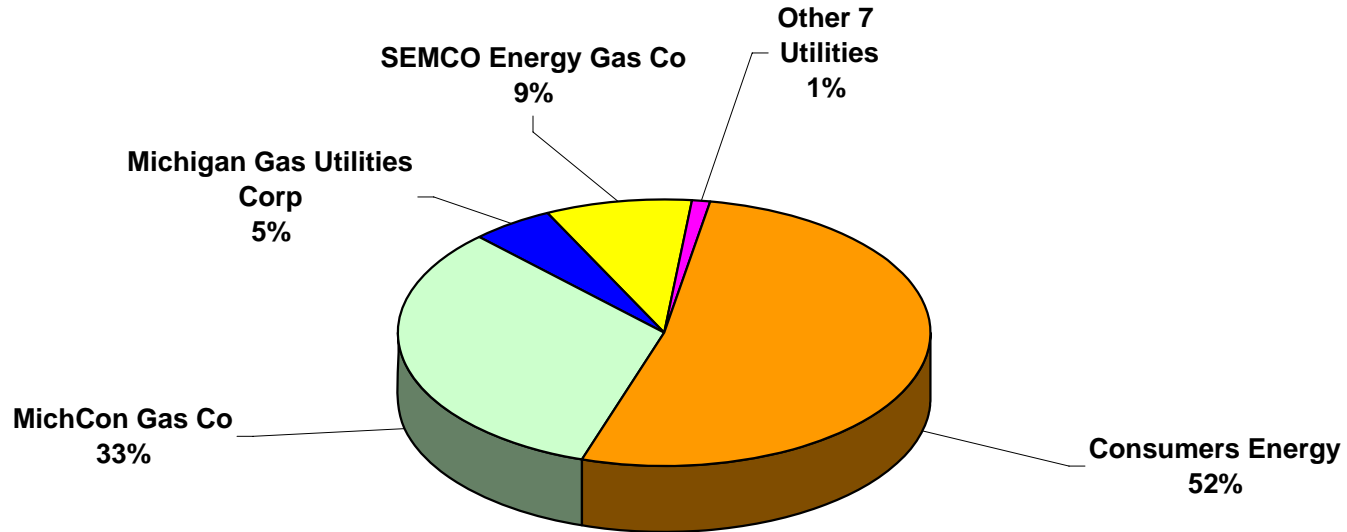
STATISTICAL DATA OF RETAIL SALES

GAS UTILITIES IN MICHIGAN YEAR ENDED DECEMBER 31, 2008

<u>Utility</u>	<u>Michigan Customers</u>	<u>Deliveries</u>	<u>Revenues</u>
Consumers Energy	1,704,317	302,489,025	\$ 2,743,587,174
MichCon Gas Co	1,066,650	331,314,878	\$ 1,772,704,758
Michigan Gas Utilities Corp	163,683	31,108,965	\$ 242,063,226
SEMCO Energy Gas Co	282,387	56,644,281	\$ 467,671,096
Other 7 Utilities	39,896	6,595,704	\$ 65,051,534
TOTALS	3,256,933	728,152,853	\$ 5,291,077,788

Source: Annual Report From P-522-B Page 5, 305 or 312

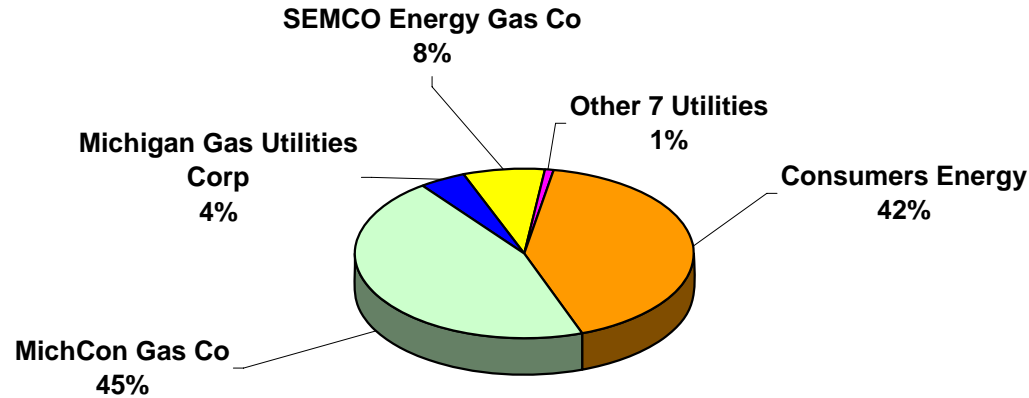
2008 Michigan Gas Utility Customers



Utility	Number of customers per Form P-522 MPSC Annual Report (average customers per month), Utility Contacts								Total Customers
	Residential A	Residential SH B	Commercial C	Commercial SH D	Industrial E	Others F-I	Transportation		
Aurora Gas Company	0	2,414	0	158	0	4	0	2,576	
Citizens Gas Fuel Company	169	15,692	58	1,148	21	0	2	17,090	
Consumers Energy Company	4,941	1,572,922	118,870	0	6,961	85	538	1,704,317	
Michigan Consolidated Gas Company	19,671	971,054	4,040	70,787	468	0	630	1,066,650	
Michigan Gas Utilities Corp	3,936	146,316	0	13,215	56	0	160	163,683	
Presque Isle Electric & Gas CO-OP	0	7,862	0	243	2	107	0	8,214	
SEMCO Energy Gas Company-Battle Creek Div	736	32,383	129	2,132	33	0	46	35,459	
SEMCO Energy Gas Company- MPSC Div	2,065	222,412	802	20,889	603	0	157	246,928	
Superior Energy Company	1,212	0	126	0	1	30	0	1,369	
Wisconsin Public Service Corporation	81	4,788	10	408	37	0	9	5,333	
Xcel Energy (Northern States Power)	4,672	0	637	0	2	3	0	5,314	
Total	37,483	2,975,843	124,672	108,980	8,184	229	1,542	3,256,933	

Sources: Columns A-I: MPSC Annual Report form P-522 page 305; Transportation: From utilities

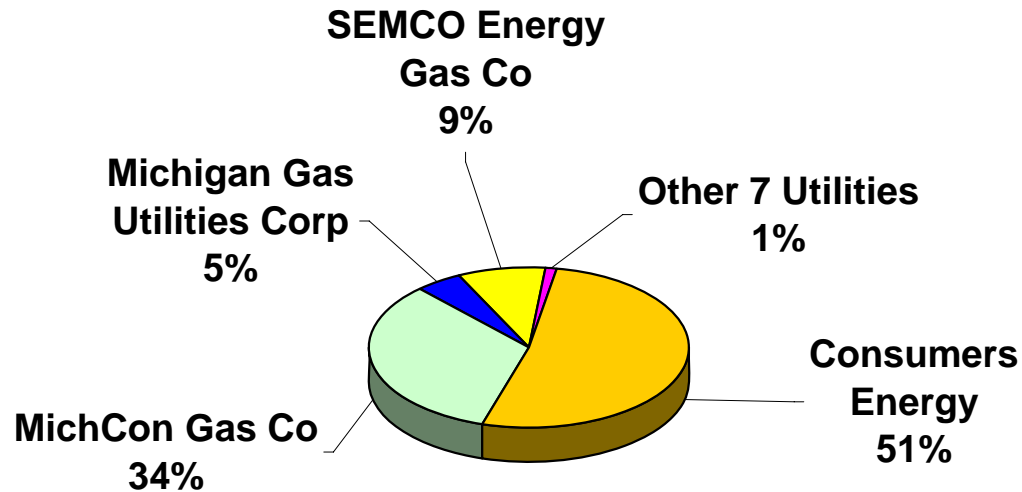
2008 Michigan Gas Utility Deliveries



Utility	Mcf Sold per Form P-522 MPSC Annual Report							
	Residential A	Residential SH B	Commercial C	Commercial SH D	Industrial E	Others F-I	Transportation	Gas Sold Mcf Total Mcf Sold
Aurora Gas Company	0	152,001	0	88,568	0	7,758	0	248,327
Citizens Gas Fuel Company	7,822	1,505,010	23,742	557,129	754,273	0	145,715	2,993,691
Consumers Energy Company	240,616	170,330,312	56,538,838	0	12,253,178	487,692	62,638,389	302,489,025
Michigan Consolidated Gas Company	1,186,591	107,200,373	1,980,748	33,250,011	1,014,759	0	186,682,396	331,314,878
Michigan Gas Utilities Corp	298,259	14,159,747	0	5,703,860	553,769	2,475	10,390,855	31,108,965
Presque Isle Electric & Gas CO-OP	0	554,834	0	61,890	7,563	37,350	0	661,637
SEMCO Energy Gas Company-Battle Creek Div	58,619	3,172,242	75,572	1,161,583	111,252	0	4,903,926	9,483,194
SEMCO Energy Gas Company- MPSC Div	163,604	22,617,333	879,757	10,122,769	1,646,602	0	11,731,022	47,161,087
Superior Energy Company	100,446	0	30,862	0	0	24,656	0	155,964
Wisconsin Public Service Corporation	4,316	479,091	2,591	98,773	110,019	0	902,050	1,596,839
Xcel Energy (Northern States Power)	475,747	0	330,375	0	131,940	1,184	0	939,246
Total	2,536,020	320,170,943	59,862,485	51,044,583	16,583,355	561,115	277,394,353	728,152,853

Sources: Columns A-I: MPSC Annual Report form P-522 page 305

2008 Michigan Gas Utility Sales Revenue



Utility	Revenue per Form P-522 MPSC Annual Report							\$ Revenue Total Revenue
	Residential A	Residential SH B	Commercial C	Commercial SH D	Industrial E	Others F-I	Transportation	
Aurora Gas Company	0	2,177,320	0	866,494	0	91,574	0	3,135,388
Citizens Gas Fuel Company	103,430	17,955,783	276,951	6,389,123	7,813,660	0	151,505	32,690,452
Consumers Energy Company	3,021,261	1,968,515,417	598,174,041	0	124,198,171	4,723,122	44,955,162	2,743,587,174
Michigan Consolidated Gas Company	14,614,432	1,210,014,009	22,322,631	367,180,191	11,015,398	0	147,558,097	1,772,704,758
Michigan Gas Utilities Corp	3,650,975	163,526,324	0	61,763,049	5,802,967	65,638	7,254,273	242,063,226
Presque Isle Electric & Gas CO-OP	0	8,133,879	0	818,156	92,239	479,162	0	9,523,436
SEMCO Energy Gas Company-Battle Creek Div	707,018	37,029,776	860,848	12,786,217	1,046,973	5,570	3,493,247	55,929,649
SEMCO Energy Gas Company- MPSC Div	3,796,495	264,970,774	9,160,626	109,036,846	17,382,751	0	7,393,955	411,741,447
Superior Energy Company	1,102,889	0	249,510	0	0	264,946	0	1,617,345
Wisconsin Public Service Corporation	48,748	5,083,164	26,348	1,029,572	1,134,552	356,219	335,260	8,013,863
Xcel Energy (Northern States Power)	5,415,077	0	3,511,545	0	1,133,005	11,423	0	10,071,050
Total	32,460,325	3,677,406,446	634,582,500	559,869,648	169,619,716	5,997,654	211,141,499	5,291,077,788

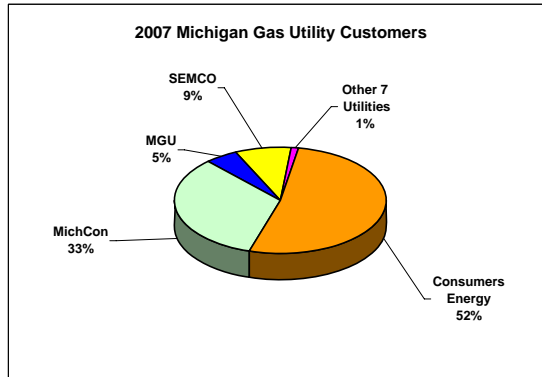
Sources: Columns A-I: MPSC Annual Report form P-522 page 305

STATISTICAL DATA OF RETAIL SALES

GAS UTILITIES IN MICHIGAN YEAR ENDED DECEMBER 31, 2007

Utility	Michigan Customers	Deliveries in Mcf	Revenues
Consumers Energy	1,708,656	299,618,967	\$ 2,538,439,454
MichCon Gas Co	1,095,002	248,443,373	\$ 1,520,255,836
Michigan Gas Utilities Corp	164,927	30,463,666	\$ 204,321,604
SEMCO Energy Gas Co	284,310	56,080,254	\$ 424,861,448
Other 7 Utilities	39,738	6,549,203	\$ 60,141,269
TOTAL	3,292,633	641,155,463	\$ 4,748,019,611

Source: Annual Report From P-522-B Page 305 or pg 312 or pg 5

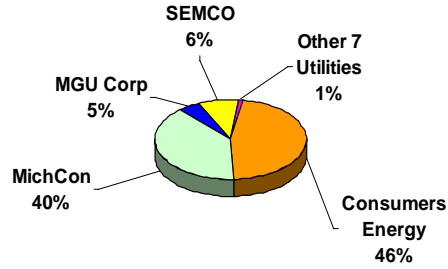


Number of customers per Form P-522 MPSC Annual Report (average customers per month), Utility Contacts

Utility	Residential		Commercial		Industrial	Others	Transportation	Total Customers
	A	B	C	D				
Aurora Gas Company	0	2,402	0	162	0	4	0	2,568
Citizens Gas Fuel Company	173	15,748	56	1,142	22	0	2	17,143
Consumers Energy Company	5,282	1,575,000	118,865	0	6,956	88	2,465	1,708,656
Michigan Consolidated Gas Company	20,753	999,388	3,859	69,898	459	0	645	1,095,002
Michigan Gas Utilities Corp	4,035	147,144	0	13,288	293	20	147	164,927
Presque Isle Electric & Gas CO-OP	0	7,735	0	233	2	111	0	8,081
SEMCO Energy Gas Company-Battle Creek Div	746	32,991	138	2,223	36	0	39	36,173
SEMCO Energy Gas Company- MPSC Div	2,057	223,044	818	21,427	620	0	171	248,137
Superior Energy Company	1,179	0	151	0	1	0	0	1,331
Wisconsin Public Service Corporation	81	4,774	10	408	38	0	15	5,326
Xcel Energy (Northern States Power)	4,651	0	633	0	2	3	0	5,289
Total	38,957	3,008,226	124,530	108,781	8,429	226	3,484	3,292,633

Sources: Columns A-I: MPSC Annual Report form P-522 page 305; Transportation: From utilities

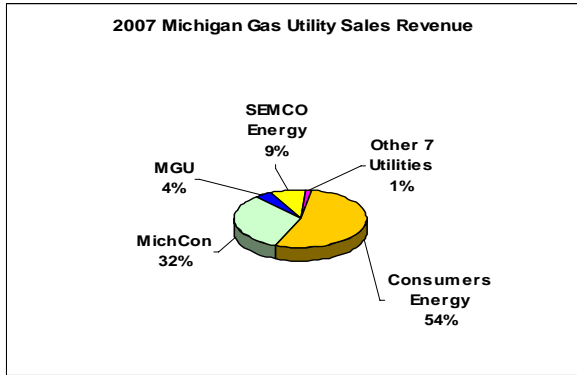
2007 Michigan Gas Utility Deliveries



Mcf Sold per Form P-522 MPSC Annual Report

Utility	Residential	Residential SH	Commercial	Commercial SH	Industrial	Others	Transportation	Gas Sold Mcf
	A	B	C	D	E	F-I		Total Mcf Sold
Aurora Gas Company	0	173,447	0	74,328	0	7,283	0	255,058
Citizens Gas Fuel Company	3,839	1,512,471	29,923	541,090	802,775	0	187,766	3,077,864
Consumers Energy Company	243,820	166,585,644	54,712,119	0	11,740,954	624,421	65,712,009	299,618,967
Michigan Consolidated Gas Company	1,207,778	108,586,240	1,882,329	30,432,428	1,368,896	0	104,965,702	248,443,373
Michigan Gas Utilities Corp	284,901	13,586,196	0	5,238,584	915,940	2,564	10,435,481	30,463,666
Presque Isle Electric & Gas CO-OP	0	548,542	0	65,480	6,479	35,295	0	655,796
SEMCO Energy Gas Company-Battle Creek Div	61,054	3,265,543	304,194	1,026,790	80,085	0	4,839,170	9,576,836
SEMCO Energy Gas Company- MPSC Div	157,171	22,059,401	327,273	10,260,333	1,599,298	0	12,099,942	46,503,418
Superior Energy Company	89,759	0	50,646	0	600	0	0	141,005
Wisconsin Public Service Corporation	4,054	444,221	2,417	83,067	111,332	0	907,413	1,552,504
Xcel Energy (Northern States Power)	438,117	0	307,325	0	120,631	903	0	866,976
Total	2,490,493	316,761,705	57,616,226	47,722,100	16,746,990	670,466	199,147,483	641,155,463

Sources: Columns A-I: MPSC Annual Report form P-522 page 305



Utility	Revenue per Form P-522 MPSC Annual Report							Transportation	\$ Revenue
	Residential	Residential SH	Commercial	Commercial SH	Industrial	Others	F-I		
	A	B	C	D	E	F-I		Total Revenue	
Aurora Gas Company	0	2,270,769	0	972,487	0	95,534	0	3,338,790	
Citizens Gas Fuel Company	58,877	17,535,683	320,352	6,011,442	7,692,510	0	183,233	31,802,097	
Consumers Energy Company	2,924,894	1,820,411,515	552,131,016	0	112,974,299	5,478,407	44,519,323	2,538,439,454	
Michigan Consolidated Gas Company	13,330,416	1,096,884,597	18,750,483	302,701,506	13,127,345	0	75,461,489	1,520,255,836	
Michigan Gas Utilities Corp	5,405,265	133,803,498	0	52,666,874	4,613,405	58,021	7,774,541	204,321,604	
Presque Isle Electric & Gas CO-OP	0	7,694,410	0	794,191	73,039	441,035	0	9,002,675	
SEMCO Energy Gas Company-Battle Creek Div	745,182	37,784,914	614,580	13,928,157	849,955	6,156	3,477,541	57,406,485	
SEMCO Energy Gas Company- MPSC Div	137,130	241,014,710	3,171,520	100,570,452	14,919,687	0	7,641,464	367,454,963	
Superior Energy Company	905,854	0	511,129	0	6,051	0	0	1,423,034	
Wisconsin Public Service Corporation	41,955	4,280,542	22,813	782,333	1,052,858	0	335,446	6,515,947	
Xcel Energy (Northern States Power)	4,443,340	0	2,864,133	0	739,991	11,262	0	8,058,726	
Total	27,992,913	3,361,680,638	578,386,026	478,427,442	156,049,140	6,090,415	139,393,037	4,748,019,611	

Sources: Columns A-I: MPSC Annual Report form P-522 page 305

STATISTICAL DATA OF RETAIL SALES

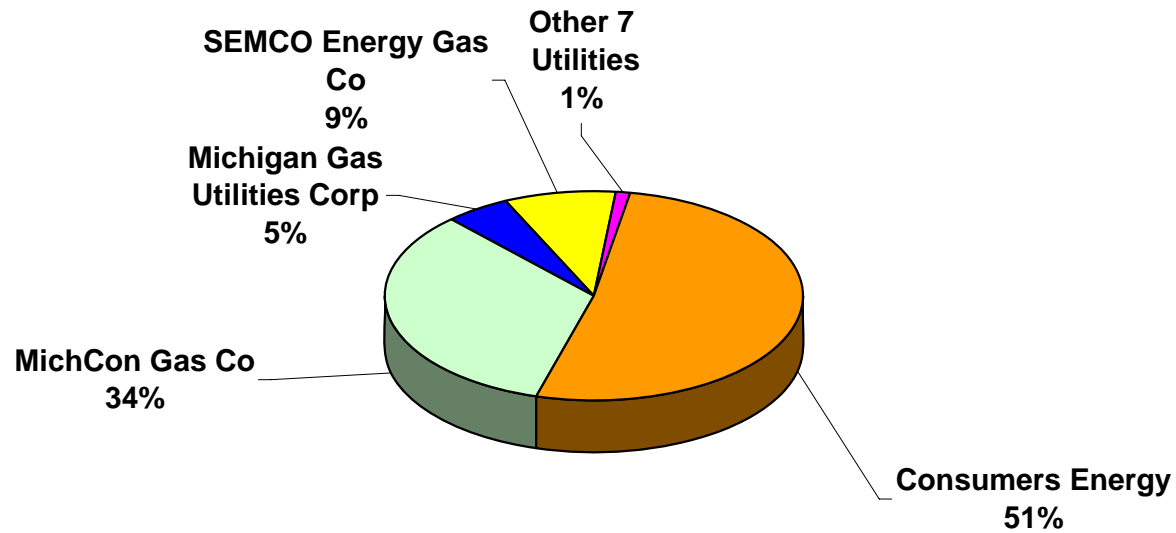
GAS UTILITIES IN MICHIGAN

YEAR ENDED DECEMBER 31, 2006

<u>Utility</u>	<u>Customers</u>	<u>Deliveries in Mcf</u>	<u>Revenues</u>
Aurora Gas Company	2,530	240,952	\$ 3,358,152
Citizens Gas Fuel Company	17,145	2,787,731	\$ 31,711,286
Consumers Energy Company	1,706,558	304,172,526	\$ 2,310,297,204
Michigan Consolidated Gas Company	1,117,025	249,457,743	\$ 1,668,020,722
Michigan Gas Utilities Corp & Aquila	162,237	28,924,418	\$ 220,979,670
Presque Isle Electric & Gas Cooperative	7,993	624,256	\$ 8,399,427
SEMCO Energy Gas Company-Battle Creek	37,019	9,160,007	\$ 58,741,267
SEMCO Energy Gas Company- MPSC Div	248,700	44,135,720	\$ 353,627,571
Superior Energy Company	1,184	123,200	\$ 1,359,898
Wisconsin Public Service Corporation	5,321	1,481,685	\$ 6,739,661
Xcel Energy (Northern States Power)	5,286	849,630	\$ 9,090,790
TOTALS	3,310,998	641,957,868	\$ 4,672,325,648

Source: Annual Report From P-522-B Page 305 or pg 312

2006 Michigan Gas Utility Customers

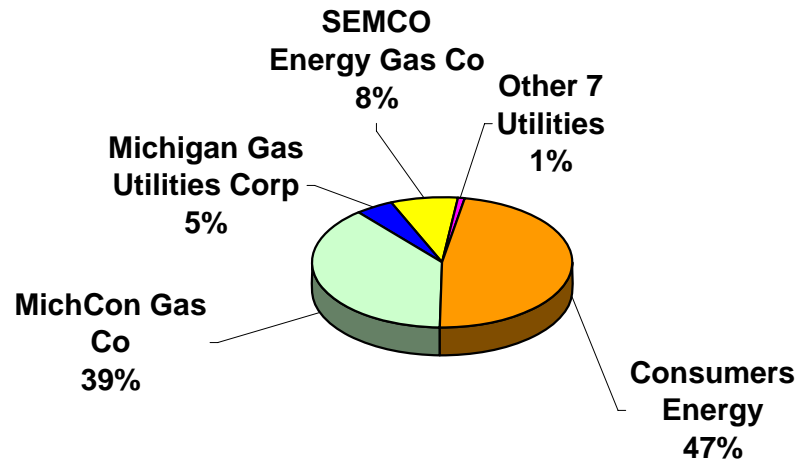


Number of customers per Form P-522 MPSC Annual Report (average customers per month), Utility Contacts

Utility	Residential A	Residential SH B	Commercial C	Commercial SH D	Industrial E	Others F-I	Transportation	Total Customers
Aurora Gas Company	0	2,365	0	161	0	4	0	2,530
Citizens Gas Fuel Company	179	15,729	57	1,155	23	0	2	17,145
Consumers Energy Company	5,709	1,573,285	119,151	0	7,018	88	1,307	1,706,558
Michigan Consolidated Gas Company	21,706	1,018,055	3,914	72,239	460	0	651	1,117,025
Aquila & Michigan Gas Utilities Corp	4,001	144,812	0	12,970	284	18	152	162,237
Presque Isle Electric & Gas CO-OP	0	7,646	0	233	2	112	0	7,993
SEMCO Energy Gas Company-Battle Creek Div	769	33,718	148	2,313	38	0	33	37,019
SEMCO Energy Gas Company- MPSC Div	2,051	223,219	830	21,784	638	0	178	248,700
Superior Energy Company	1,040	0	142	0	2	0	0	1,184
Wisconsin Public Service Corporation	74	4,775	10	409	37	0	16	5,321
Xcel Energy (Northern States Power)	4,657	0	626	0	2	1	0	5,286
Total	40,186	3,023,604	124,878	111,264	8,504	223	2,339	3,310,998

Sources: Columns A-I: MPSC Annual Report form P-522 page 305; Transportation: From utilities

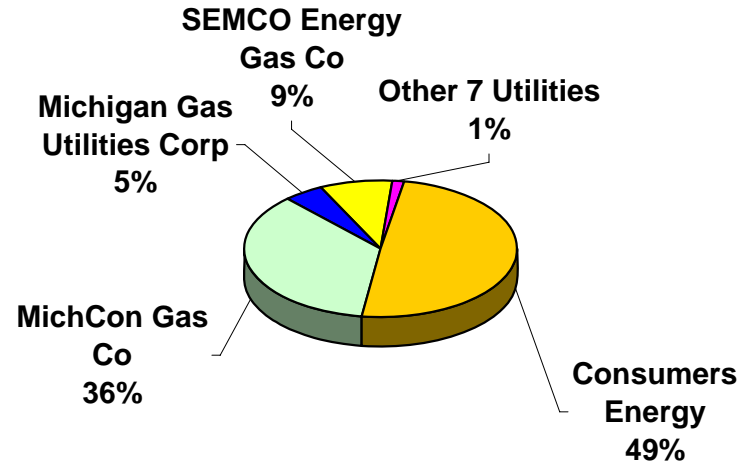
2006 Michigan Gas Utility Deliveries



Utility	Mcf Sold per Form P-522 MPSC Annual Report							Transportation	Gas Sold Mcf Total Mcf Sold
	Residential A	Residential SH B	Commercial C	Commercial SH D	Industrial E	Others F-I			
Aurora Gas Company	0	162,177	0	71,816	0	6,959	0	240,952	
Citizens Gas Fuel Company	9,569	1,353,954	34,756	484,267	744,713	0	160,472	2,787,731	
Consumers Energy Company	241,664	153,539,378	50,525,522	0	11,740,194	440,379	87,685,389	304,172,526	
Michigan Consolidated Gas Company	1,149,762	101,120,721	1,911,574	29,366,886	1,217,010	0	114,691,790	249,457,743	
Aquila & Michigan Gas Utilities Corp	265,337	12,567,829	0	4,651,130	928,370	3,341	10,508,411	28,924,418	
Presque Isle Electric & Gas CO-OP	0	515,106	0	63,872	11,146	34,132	0	624,256	
SEMCO Energy Gas Company-Battle Creek Div	54,970	2,983,883	73,543	1,222,380	142,698	0	4,682,533	9,160,007	
SEMCO Energy Gas Company- MPSC Div	138,325	20,035,109	331,354	9,804,008	1,384,479	0	12,442,445	44,135,720	
Superior Energy Company	76,055	0	43,395	0	3,750	0	0	123,200	
Wisconsin Public Service Corporation	3,200	401,988	1,810	70,618	104,279	0	899,790	1,481,685	
Xcel Energy (Northern States Power)	408,841	0	280,918	0	158,313	1,558	0	849,630	
Total	2,347,723	292,680,145	53,202,872	45,734,977	16,434,952	486,369	231,070,830	641,957,868	

Sources: Columns A-I: MPSC Annual Report form P-522 page 305

2006 Michigan Gas Utility Sales Revenue



Utility	Revenue per Form P-522 MPSC Annual Report							\$ Revenue Total Revenue
	Residential A	Residential SH B	Commercial C	Commercial SH D	Industrial E	Others F-I	Transportation	
Aurora Gas Company	0	2,259,653	0	1,001,832	0	96,667	0	3,358,152
Citizens Gas Fuel Company	126,668	17,218,351	399,921	5,961,379	7,842,986	0	161,981	31,711,286
Consumers Energy Company	2,942,118	1,642,763,532	498,526,903	0	110,999,537	3,907,561	51,157,553	2,310,297,204
Michigan Consolidated Gas Company	14,562,149	1,192,965,026	22,056,110	344,324,624	13,493,107	0	80,619,706	1,668,020,722
Aquila & Michigan Gas Utilities Corp	3,341,383	148,339,137	0	53,310,296	8,480,212	36,281	7,472,361	220,979,670
Presque Isle Electric & Gas CO-OP	0	7,062,828	0	789,166	122,397	425,036	0	8,399,427
SEMCO Energy Gas Company-Battle Creek Div	1,240,390	37,399,153	1,006,673	14,366,253	1,605,520	11,426	3,111,852	58,741,267
SEMCO Energy Gas Company- MPSC Div	5,897,217	222,124,937	5,787,847	98,439,193	13,782,379	0	7,595,998	353,627,571
Superior Energy Company	843,156	0	479,376	0	37,366	0	0	1,359,898
Wisconsin Public Service Corporation	37,755	4,457,316	19,423	780,392	1,109,581	0	335,194	6,739,661
Xcel Energy (Northern States Power)	4,797,846	0	3,169,481	0	1,111,561	11,902	0	9,090,790
Total	33,788,682	3,274,589,933	531,445,734	518,973,135	158,584,646	4,488,873	150,454,645	4,672,325,648

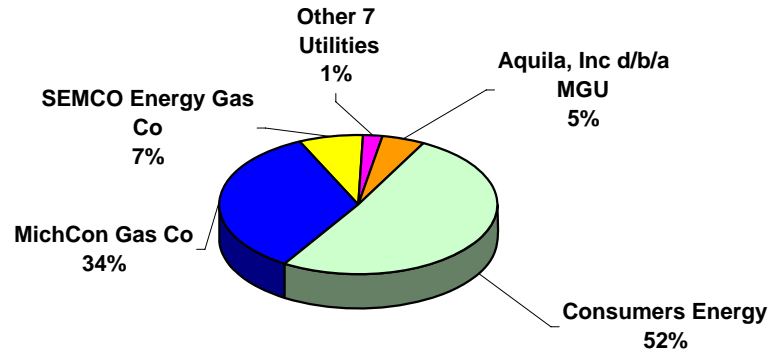
Sources: Columns A-I: MPSC Annual Report form P-522 page 305

Statistical Data of Retail Sales and Transportation

Natural Gas Utility Deliveries in Michigan in 2005

Utility	Michigan Customers	Revenue	Mcf Deliveries
Aurora Gas Co	2,495	\$2,820,343	272,175
Aquila, Inc d/b/a MGU	161,131	\$230,208,138	33,692,411
Citizens Gas Fuel Co	16,935	\$34,462,855	3,490,201
Consumers Energy Co	1,695,171	\$2,419,935,463	320,917,942
Michigan Consolidated Gas Co	1,135,081	\$1,882,372,964	301,131,407
Peoples Natural Gas Company	2	\$255,255	6,334,366
Presque Isle Electric & Gas CO-OP	7,852	\$8,441,693	716,271
SEMCO Energy Gas Co-Battle Creek Div	37,383	\$62,443,501	9,915,016
SEMCO Energy Gas Co - MPSC Div	245,142	\$381,266,007	48,267,667
Superior Energy Company	1,056	\$1,088,764	135,139
Wisconsin Public Service Corp	5,349	\$6,789,623	1,519,272
Xcek Energy (Northern States Power)	5,284	\$2,021,731	929,112
Total	3,312,881	\$5,032,106,337	727,320,979

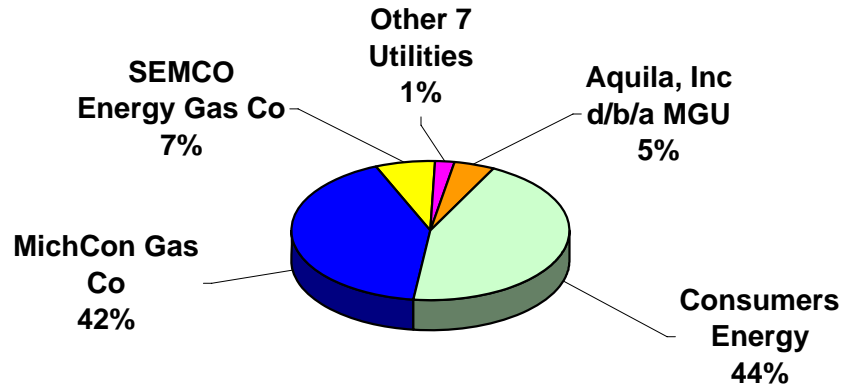
2005 Michigan Gas Utility Customers



Utility	Number of customers per Form P-522 MPSC Annual Report (average customers per month), Utility Contacts								Total Customers
	Residential A	Residential SH B	Commercial C	Commercial SH D	Industrial E	Others F-I	Transportation		
Aurora Gas Company	0	2,332	0	159	0	4	0	2,495	
Aquila, Inc d/b/a MGU	3,970	143,914	0	12,796	277	21	153	161,131	
Citizens Gas Fuel Company	184	15,532	60	1,134	22	1	2	16,935	
Consumers Energy Company	6,118	1,561,509	119,072	0	7,077	84	1,311	1,695,171	
Michigan Consolidated Gas Company	22,520	1,031,145	4,124	76,156	454	0	682	1,135,081	
Peoples Natural Gas	0	0	0	0	0	0	2	2	
Presque Isle Electric & Gas CO-OP	0	7,509	0	228	3	112	0	7,852	
SEMCO Energy Gas Company-Battle Creek Div	784	34,036	151	2,345	41	0	26	37,383	
SEMCO Energy Gas Company	2,035	219,898	841	21,530	661	0	177	245,142	
Superior Energy Company		919		135	2	0	0	1,056	
Wisconsin Public Service Corporation	73	4,786	10	411	57	0	12	5,349	
Xcel Energy (Northern States Power)		4,655		626	2	1	0	5,284	
Total	35,684	3,026,235	124,258	115,520	8,596	223	2,365	3,312,881	

Sources: Columns A-I: MPSC Annual Report form P-522 page 305; Transportation: From utilities

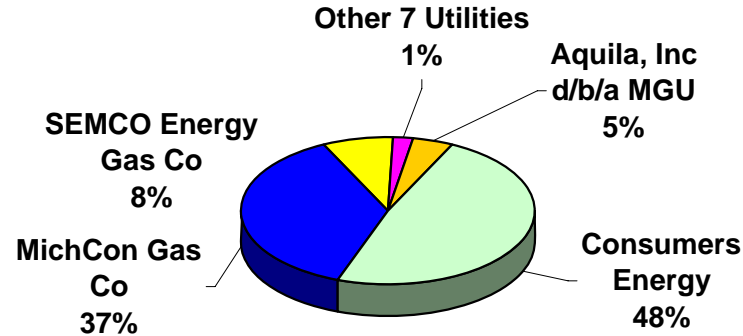
2005 Michigan Gas Utility deliveries



Utility	Mcf Sold per Form P-522 MPSC Annual Report							
	Residential	Residential SH	Commercial	Commercial SH	Industrial	Others	Transportation	Gas Sold Mcf
	A	B	C	D	E	F-I	Total Mcf Sold	
Aurora Gas Company	0	182,782	0	81,545	0	7,848	0	272,175
Aquila, Inc d/b/a MGU	291,264	14,168,191	0	5,257,814	1,095,753	11,392	12,867,997	33,692,411
Citizens Gas Fuel Company	6,091	1,572,340	33,024	539,277	861,962	293,010	184,497	3,490,201
Consumers Energy Company	293,845	175,833,690	56,899,518	0	13,407,937	994,654	73,488,298	320,917,942
Michigan Consolidated Gas Company	1,350,477	121,391,244	2,295,153	37,329,577	1,501,936	347,680	136,915,340	301,131,407
Peoples Natural Gas	0	0	0	0	0	0	6,334,366	6,334,366
Presque Isle Electric & Gas CO-OP		591,989	0	67,396	16,188	40,698	0	716,271
SEMCO Energy Gas Company-Battle Creek Div	65,146	3,529,494	98,684	1,475,692	121,029	0	4,624,971	9,915,016
SEMCO Energy Gas Company	157,325	22,815,507	368,610	10,926,082	1,691,150	0	12,308,993	48,267,667
Superior Energy Company		81,048	0	48,332	5,759	0	0	135,139
Wisconsin Public Service Corporation	3,422	471,999	2,603	87,645	115,610	0	837,993	1,519,272
Xcel Energy (Northern States Power)	473,832		308,502		146,218	560	0	929,112
Total	2,641,402	340,638,284	60,006,094	55,813,360	18,963,542	1,695,842	247,562,455	727,320,979

Sources: Columns A-I: MPSC Annual Report form P-522 page 305

2005 Michigan Gas Utility Sales Revenue



Utility	Revenue per Form P-522 MPSC Annual Report							\$ Revenue Total Revenue
	Residential A	Residential SH B	Commercial C	Commercial SH D	Industrial E	Others F-I	Transportation	
Aurora Gas Company	0	1,892,708	0	847,077	0	80,558	0	2,820,343
Aquila, Inc d/b/a MGU	3,267,996	154,255,285	0	53,618,365	10,502,214	152,286	8,411,992	230,208,138
Citizens Gas Fuel Company	79,247	17,405,151	360,216	5,896,008	8,586,727	1,953,000	182,506	34,462,855
Consumers Energy Company	3,162,754	1,739,004,885	510,098,035	0	116,446,981	9,222,129	42,000,679	2,419,935,463
Michigan Consolidated Gas Company	16,073,019	1,330,278,679	24,918,310	404,670,465	15,968,468	2,721,096	87,742,927	1,882,372,964
Peoples Natural Gas	0	0	0	0	0	0	255,255	255,255
Presque Isle Electric & Gas CO-OP	0	7,083,071	0	751,999	163,617	443,006	0	8,441,693
SEMCO Energy Gas Company-Battle Creek Div	719,371	37,806,557	829,135	14,822,144	1,132,822	4,226,243	2,907,229	62,443,501
SEMCO Energy Gas Company	1,755,981	243,646,049	4,178,597	107,877,705	16,085,583	0	7,722,092	381,266,007
Superior Energy Company		652,722		386,753	49,289	0	0	1,088,764
Wisconsin Public Service Corporation	34,361	4,502,941	24,128	797,404	1,082,445	0	348,344	6,789,623
Xcel Energy (Northern States Power)		531,752		320,369	1,166,839	2,771	0	2,021,731
Total	25,092,729	3,537,059,800	540,408,421	589,988,289	171,184,985	18,801,089	149,571,024	5,032,106,337

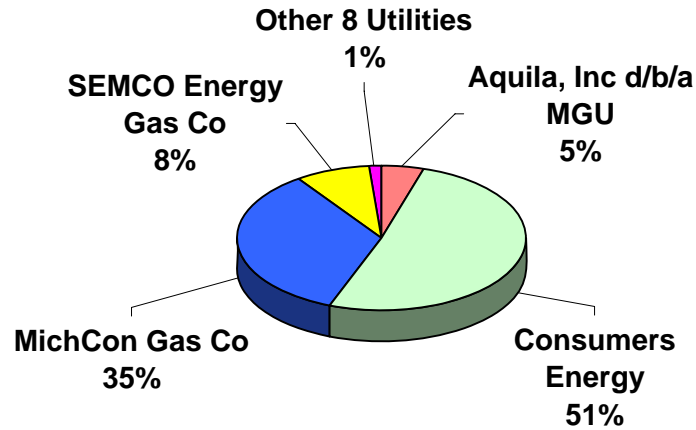
Sources: Columns A-I: MPSC Annual Report form P-522 page 305

Statistical Data of Retail Sales and Transportation

Natural Gas Utility Deliveries in Michigan in 2004

Utility	Michigan Customers		Revenue	Mcf Deliveries
Aurora Gas Co	2,377	\$	2,777,456	281,580
Aquila, Inc d/b/a MGU	159,461	\$	202,963,815	30,918,646
Citizens Gas Fuel Co	16,873	\$	27,558,632	3,483,890
Consumers Energy Co	1,675,322	\$	2,023,018,665	319,902,897
Michigan Consolidated Gas Co	1,134,540	\$	1,442,826,730	293,958,097
Peninsular Gas Company	3,925	\$	5,191,588	754,979
Peoples Natural Gas Company	2	\$	239,130	5,977,258
Presque Isle Electric & Gas CO-OP	7,638	\$	6,798,528	724,655
SEMCO Energy Gas Co-Battle Creek Div	37,273	\$	40,633,841	10,559,213
SEMCO Energy Gas Co - MPSC Div	239,343	\$	315,166,666	49,363,362
Superior Energy Company	965	\$	837,239	112,122
Wisconsin Public Service Corp	5,348	\$	6,259,571	1,652,265
Xcek Energy (Northern States Power)	5,227	\$	8,384,109	1,006,127
Total	3,288,294	\$	4,082,655,970	718,695,091

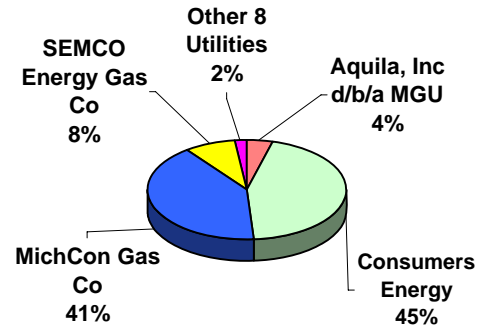
2004 Michigan Gas Utility Sales Customers



Utility	Number of customers per Form P-522 MPSC Annual Report (average customers per month), Utility Contacts							Transportation	Total Customers
	Residential A	Residential SH B	Commercial C	Commercial SH D	Industrial E	Others F-I			
Aurora Gas Company	0	2,219	0	154	0	4	0	2,377	
Aquila, Inc d/b/a MGU	3,916	142,226	0	12,854	297	21	147	159,461	
Citizens Gas Fuel Company	187	15,471	62	1,125	25	1	2	16,873	
Consumers Energy Company	6,554	1,545,408	114,764	0	7,205	84	1,307	1,675,322	
Michigan Consolidated Gas Company	23,117	1,034,638	3,929	71,778	396		682	1,134,540	
Peninsular Gas Company	51	3,455	7	375	36	0	1	3,925	
Peoples Natural Gas Company	0		0	0	0	0	2	2	
Presque Isle Electric & Gas CO-OP	0	7,304	0	221	3	110		7,638	
SEMCO Energy Gas Company-Battle Creek Div	783	33,948	154	2,319	42	0	27	37,273	
SEMCO Energy Gas Company	1,986	214,630	830	21,057	680	0	160	239,343	
Superior Energy Company		834		129	2	0	0	965	
Wisconsin Public Service Corporation	79	4,777	11	404	62	0	15	5,348	
Xcek Energy (Northern States Power)	69	4,531	56	569	1	1	0	5,227	
Total	36,742	3,009,441	119,813	110,985	8,749	221	2,343	3,288,294	

Sources: Columns A-I: MPSC Annual Report form P-522 page 305; Transportation: From utilities

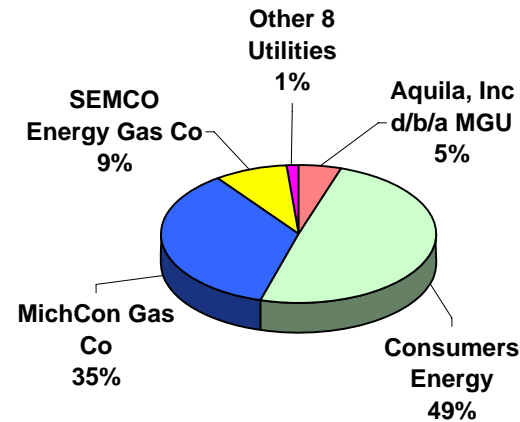
2004 Michigan Gas Utility Deliveries



Utility	Mcf Sold per Form P-522 MPSC Annual Report							Gas Sold Mcf Total Mcf Sold
	Residential A	Residential SH B	Commercial C	Commercial SH D	Industrial E	Others F-I	Transportation	
Aurora Gas Company	0	181,707	0	90,596	0	9,277	0	281,580
Aquila, Inc d/b/a MGU	297,085	14,629,035	0	5,771,742	1,347,712	36,832	8,836,240	30,918,646
Citizens Gas Fuel Company	9,904	1,598,240	40,718	531,194	823,947	304,380	175,507	3,483,890
Consumers Energy Company	314,373	176,129,618	56,402,538	0	13,192,567	375,503	73,488,298	319,902,897
Michigan Consolidated Gas Company	1,428,840	125,180,434	2,404,934	38,343,398	1,337,622	616,368	124,646,501	293,958,097
Peninsular Gas Company	2,260	414,616	2,401	144,178	56,354	0	135,170	754,979
Peoples Natural Gas Company	0	0	0	0	0	0	5,977,258	5,977,258
Presque Isle Electric & Gas CO-OP	0	601,340	0	61,950	21,038	40,327	0	724,655
SEMCO Energy Gas Company-Battle Creek Div	67,434	3,656,853	118,298	1,500,677	144,290	0	5,071,661	10,559,213
SEMCO Energy Gas Company	167,001	23,144,821	479,638	11,081,936	1,862,837	0	12,627,129	49,363,362
Superior Energy Company	0	62,861	0	39,731	9,530	0	0	112,122
Wisconsin Public Service Corporation	4,123	491,606	10,160	83,638	118,831	0	943,907	1,652,265
Xcek Energy (Northern States Power)	3,850	489,940	233,645	261,534	16,194	964	0	1,006,127
Total	2,294,870	346,581,071	59,692,332	57,910,574	18,930,922	1,383,651	231,901,671	718,695,091

Sources: Columns A-I: MPSC Annual Report form P-522 page 305

2004 Michigan Gas Utility Sales Revenues



Utility	Revenue per Form P-522 MPSC Annual Report							\$ Revenue Total Revenue
	Residential	Residential SH	Commercial	Commercial SH	Industrial	Others	Transportation	
	A	B	C	D	E	F-I		
Aurora Gas Company	0	1,871,955	0	814,472	0	91,029	0	2,777,456
Aquila, Inc d/b/a MGU	2,811,706	133,594,228	0	48,737,210	10,606,158	349,016	6,865,497	202,963,815
Citizens Gas Fuel Company	97,136	14,499,744	343,280	4,778,869	5,959,246	1,704,780	175,577	27,558,632
Consumers Energy Company	2,948,109	1,462,756,269	419,390,266	0	93,301,160	2,622,182	42,000,679	2,023,018,665
Michigan Consolidated Gas Company	12,700,117	1,012,058,145	19,321,009	307,924,234	10,592,214	3,756,011	76,475,000	1,442,826,730
Peninsular Gas Company	21,620	3,473,603	19,177	1,144,978	439,459	0	92,751	5,191,588
Peoples Natural Gas Company	0	0	0	0	0	0	239,130	239,130
Presque Isle Electric & Gas CO-OP	0	5,747,201	0	542,393	162,813	346,121	0	6,798,528
SEMCO Energy Gas Company-Battle Creek Div	494,069	26,083,405	756,107	9,697,543	891,675	98,521	2,612,521	40,633,841
SEMCO Energy Gas Company	1,488,572	199,780,667	4,143,016	87,372,456	14,290,306		8,091,649	315,166,666
Superior Energy Company		444,105		314,616	78,518			837,239
Wisconsin Public Service Corporation	36,597	4,128,954	64,578	697,726	972,875	0	358,841	6,259,571
Xcek Energy (Northern States Power)	37,039	4,475,941	1,415,218	2,346,792	100,974	8,145	0	8,384,109
Total	20,634,965	2,868,914,217	445,452,651	464,371,289	137,395,398	8,975,805	136,911,645	4,082,655,970

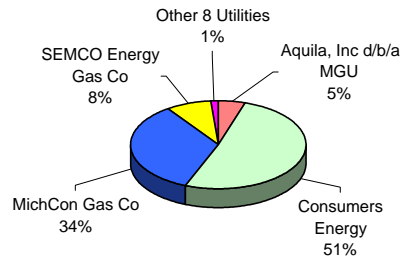
Sources: Columns A-I: MPSC Annual Report form P-522 page 305

Statistical Data of Retail Sales and Transportation

Natural Gas Utility Deliveries in Michigan in 2003

Utility	Michigan Customers	Revenue	Mcf Deliveries
Aurora Gas Co	2,377	2,705,576	301,238
Aquila, Inc d/b/a MGU	157,786	199,594,301	38,407,309
Citizens Gas Fuel Co	16,576	24,148,364	3,418,565
Consumers Energy Co	1,656,974	1,780,690,532	370,206,618
Michigan Consolidated Gas Co	1,103,845	1,292,372,618	300,651,657
Peninsular Gas Company	3,939	4,813,070	888,515
Peoples Natural Gas Company	2	209,748	5,243,705
Presque Isle Electric & Gas CO-OP	7,428	5,889,832	755,049
SEMCO Energy Gas Co-Battle Creek Div	37,115	42,848,122	10,989,534
SEMCO Energy Gas Co - MPSC Div	235,750	296,300,333	51,960,619
Superior Energy Company	592	574,395	88,469
Wisconsin Public Service Corp	5,335	7,275,504	1,853,831
Xcek Energy (Northern States Power)	5,231	7,772,261	1,241,612
Total	3,232,950	3,665,194,656	786,006,721

2003 Michigan Gas Utility Sales Customers

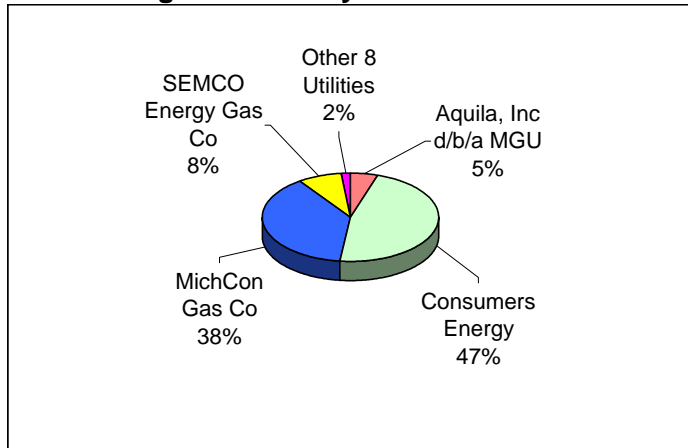


Number of customers per Form P-522 MPSC Annual Report (average customers per month), Utility Contacts

Utility	Residential A	Residential SH B	Commercial C	Commercial SH D	Industrial E	Others F-I	Transportation	Total Customers
Aurora Gas Company	-	2,217	-	157	-	3	-	2,377
Aquila, Inc d/b/a MGU	3,906	140,575	-	12,825	311	23	146	157,786
Citizens Gas Fuel Company	191	15,190	60	1,107	23	1	4	16,576
Consumers Energy Company	6,993	1,529,420	111,853	-	7,345	83	1,280	1,656,974
Michigan Consolidated Gas Company	23,218	1,006,525	3,835	69,173	389	-	705	1,103,845
Peninsular Gas Company	52	3,470	7	372	37	-	1	3,939
Peoples Natural Gas Company	-	-	-	-	-	-	2	2
Presque Isle Electric & Gas CO-OP	-	7,095	-	223	-	110	-	7,428
SEMCO Energy Gas Company-Battle Creek Div	785	33,800	157	2,304	42	-	27	37,115
SEMCO Energy Gas Company	1,981	211,196	833	20,872	708	-	160	235,750
Superior Energy Company	-	500	-	90	2	-	-	592
Wisconsin Public Service Corporation	93	4,745	10	406	64	-	17	5,335
Xcel Energy (Northern States Power)	65	4,533	57	574	1	1	-	5,231
Total	37,284	2,959,266	116,812	108,103	8,922	221	2,342	3,232,950

Sources: Columns A-I: MPSC Annual Report form P-522 page 305; Transportation: From utilities
SH: Space Heating

2003 Michigan Gas Utility Deliveries



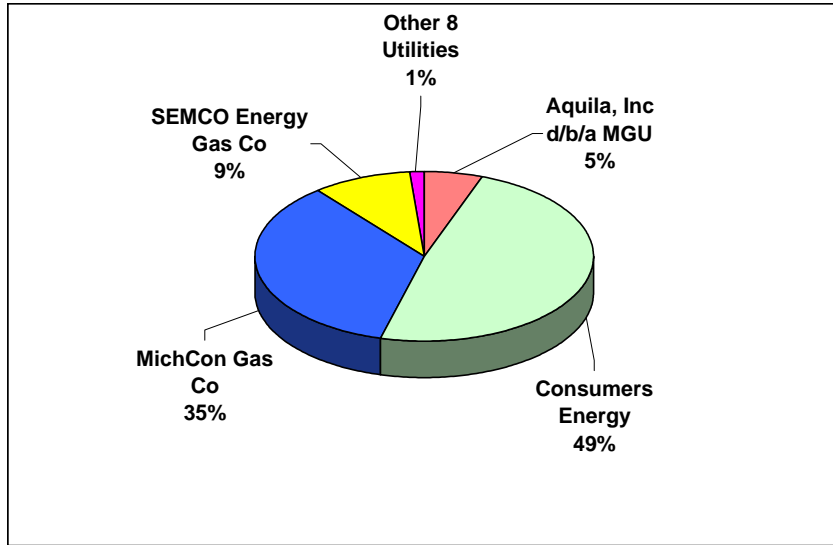
Mcf Sold per Form P-522 MPSC Annual Report

Utility	Residential A	Residential SH B	Commercial C	Commercial SH D	Industrial E	Others F-I	Transportation	Gas Sold Mcf Total Mcf Sold
Aurora Gas Company	-	203,513	-	90,498	-	7,227	-	301,238
Aquila, Inc d/b/a MGU	309,125	15,386,841	-	6,216,173	1,368,576	97,208	15,029,386	38,407,309
Citizens Gas Fuel Company	11,018	1,712,069	56,370	569,187	842,178	227,743	230,979	3,418,565
Consumers Energy Company	341,875	183,543,689	58,929,338	-	14,038,081	489,892	112,863,743	370,206,618
Michigan Consolidated Gas Company	1,474,692	129,114,848	2,446,175	38,658,876	1,457,184	-	127,499,882	300,651,657
Peninsular Gas Company	2,206	453,064	2,218	156,507	63,366	-	211,154	888,515
Peoples Natural Gas Company	-	-	-	-	-	-	5,243,705	5,243,705
Presque Isle Electric & Gas CO-OP	-	627,473	-	73,682	-	53,894	-	755,049
SEMCO Energy Gas Company-Battle Creek Div	68,253	3,743,240	90,590	1,499,953	169,658	-	5,417,840	10,989,534
SEMCO Energy Gas Company	157,676	24,839,466	423,382	11,745,276	1,755,552	-	13,039,267	51,960,619
Superior Energy Company	-	46,085	-	36,396	5,988	-	-	88,469
Wisconsin Public Service Corporation	5,528	528,925	3,936	97,934	203,243	-	1,014,265	1,853,831
Xcel Energy (Northern States Power)	3,874	531,407	214,987	305,383	184,121	1,840	-	1,241,612
Total	2,374,247	360,730,620	62,166,996	59,449,865	20,087,947	877,804	280,550,221	786,006,721

Sources: Columns A-I: MPSC Annual Report form P-522 page 305

SH: Space Heating

2003 Michigan Gas Utility Revenue



Revenue per Form P-522 MPSC Annual Report

Utility	Residential A	Residential SH B	Commercial C	Commercial SH D	Industrial E	Others F-I	Transportation	\$ Revenue Total Revenue
Aurora Gas Company	-	1,825,792	-	815,329	-	64,455	-	2,705,576
Aquila, Inc d/b/a MGU	2,704,516	129,445,767	-	47,796,432	10,168,829	614,599	8,864,158	199,594,301
Citizens Gas Fuel Company	88,751	12,625,953	383,861	4,172,787	5,555,406	1,074,850	246,756	24,148,364
Consumers Energy Company	2,715,754	1,277,200,115	362,893,528	-	82,532,583	2,757,288	52,591,264	1,780,690,532
Michigan Consolidated Gas Company	11,574,425	903,997,384	17,221,715	272,299,511	10,546,925	-	76,732,658	1,292,372,618
Peninsular Gas Company	18,616	3,209,102	15,271	1,038,854	415,381	-	115,846	4,813,070
Peoples Natural Gas Company	-	-	-	-	-	-	209,748	209,748
Presque Isle Electric & Gas CO-OP	-	4,998,180	-	529,693	-	361,959	-	5,889,832
SEMCO Energy Gas Company-Battle Creek Div	499,212	24,866,680	2,332,392	9,653,937	1,048,656	1,706,574	2,740,671	42,848,122
SEMCO Energy Gas Company	1,279,652	191,246,885	1,611,902	81,868,019	11,824,851	12,958	8,456,066	296,300,333
Superior Energy Company	-	294,370	-	238,169	41,856	-	-	574,395
Wisconsin Public Service Corporation	44,642	3,963,697	737,287	708,323	1,415,073	-	406,482	7,275,504
Xcel Energy (Northern States Power)	31,178	4,140,438	1,323,244	2,174,975	90,131	12,295	-	7,772,261
Total	18,956,746	2,557,814,363	386,519,200	421,296,029	123,639,691	6,604,978	150,363,649	3,665,194,656

Sources: Columns A-I: MPSC Annual Report form P-522 page 305

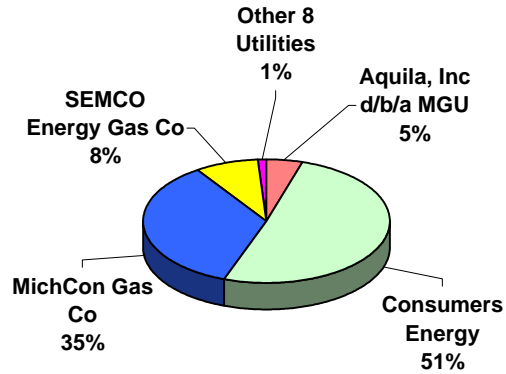
SH: Space Heating

Statistical Data of Retail Sales and Transportation

Natural Gas Utility Deliveries in Michigan in 2002

Utility	Michigan Customers	Revenue	Mcf Deliveries
Aurora Gas Co	2,252	2,306,308	256,624
Aquila, Inc d/b/a MGU	156,207	140,105,857	33,201,489
Citizens Gas Fuel Co	16,212	23,169,277	4,006,556
Consumers Energy Co	1,637,386	1,464,036,374	373,928,829
Michigan Consolidated Gas Co	1,131,211	1,184,309,017	320,685,142
Peninsular Gas Company	3,932	3,634,979	864,043
Peoples Natural Gas Company	2	238,199	5,954,970
Presque Isle Electric & Gas CO-OP	6,452	4,679,633	674,912
SEMCO Energy Gas Co-Battle Creek Div	36,709	38,788,724	12,004,391
SEMCO Energy Gas Co - MPSC Div	231,093	212,057,770	50,568,257
Superior Energy Company	592	574,395	88,469
Wisconsin Public Service Corp	5,311	4,675,078	1,770,735
Xcek Energy (Northern States Power)	5,206	6,027,414	1,065,133
Total	3,232,565	3,084,603,025	805,069,550

2002 Michigan Gas Utility Sales Customers

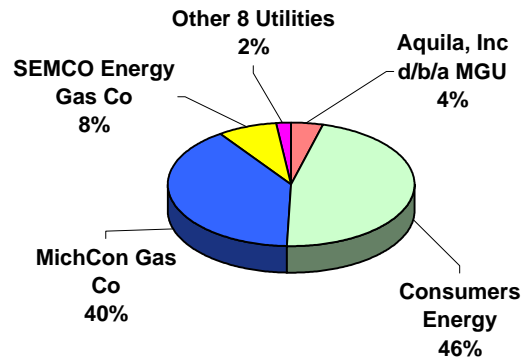


Number of customers per Form P-522 MPSC Annual Report (average customers per month), Utility Contacts

Utility	Residential A	Residential SH B	Commercial C	Commercial SH D	Industrial E	Others F-I	Transportation	Total Customers
Aurora Gas Company	-	2,096	-	155	-	1	-	2,252
Aquila, Inc d/b/a MGU	3,853	139,175	-	12,696	298	25	160	156,207
Citizens Gas Fuel Con	195	14,842	61	1,085	24	1	4	16,212
Consumers Energy Co	7,238	1,511,303	109,980	79,169	7,496	78	1,291	1,637,386
Michigan Consolidatec	24,259	1,022,181	4,242	79,169	578	-	782	1,131,211
Peninsular Gas Comp	52	3,470	7	365	37	-	1	3,932
Peoples Natural Gas C	-	-	-	-	-	-	2	2
Presque Isle Electric &	-	6,138	-	203	-	111	-	6,452
SEMCO Energy Gas C	788	33,413	156	2,285	44	-	23	36,709
SEMCO Energy Gas C	1,959	206,758	807	20,682	719	-	168	231,093
Superior Energy Company	-	500	90	-	2	-	-	592
Wisconsin Public Serv	91	4,722	10	414	57	-	17	5,311
Xcel Energy (Northern	61	4,505	60	577	2	1	-	5,206
Total	38,496	2,949,103	115,413	117,631	9,257	217	2,448	3,232,565

Sources: Columns A-I: MPSC Annual Report form P-522 page 305; Transportation: From utilities

2002 Michigan Gas Utility Deliveries

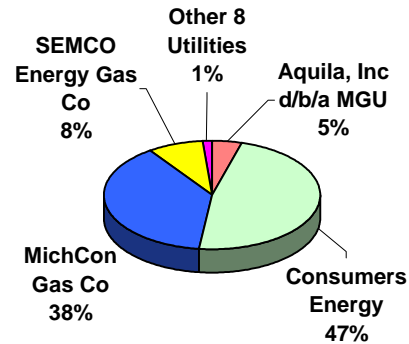


Mcf Sold per Form P-522 MPSC Annual Report

Utility	Residential A	Residential SH B	Commercial C	Commercial SH D	Industrial E	Others F-I	Transportation	Gas Sold Mcf Total Mcf Sold
Aurora Gas Company	-	169,668	-	80,089	-	6,867	-	256,624
Aquila, Inc d/b/a MGU	287,195	14,713,313	-	5,841,287	1,157,270	84,941	11,117,483	33,201,489
Citizens Gas Fuel Cor	10,097	1,611,031	37,887	542,847	956,321	848,373	233,858	4,006,556
Consumers Energy Co	335,977	179,181,507	55,896,954	-	12,992,274	416,205	125,105,912	373,928,829
Michigan Consolidated	1,415,719	128,324,855	2,301,975	36,614,317	1,507,220	-	150,521,056	320,685,142
Peninsular Gas Comp	2,000	437,567	2,061	152,319	58,665	-	211,431	864,043
Peoples Natural Gas Co	-	-	-	-	-	-	5,954,970	5,954,970
Presque Isle Electric &	-	558,614	-	62,737	-	53,561	-	674,912
SEMCO Energy Gas Co	66,309	3,721,709	88,484	1,481,525	244,742	-	6,401,622	12,004,391
SEMCO Energy Gas Co	157,542	22,895,161	353,586	10,809,601	3,081,796	-	13,270,571	50,568,257
Superior Energy Company	-	46,085	36,396	-	5,988	-	-	88,469
Wisconsin Public Serv	5,147	499,377	3,420	101,275	148,338	-	1,013,178	1,770,735
Xcel Energy (Northern	3,505	519,474	245,292	279,156	16,653	1,053	-	1,065,133
Total	2,283,491	352,678,361	58,966,055	55,965,153	20,169,267	1,411,000	313,830,081	805,069,550

Sources: Columns A-I: MPSC Annual Report form P-522 page 305

2002 Michigan Gas Utility Revenues



Revenue per Form P-522 MPSC Annual Report

Utility	Residential		Commercial C	Commercial SH D	Industrial E	Others F-I	Transportation	\$ Revenue Total Revenue
	A	B						
Aurora Gas Company	-	1,524,950	-	719,532	-	61,826	-	2,306,308
Aquila, Inc d/b/a MGU	1,886,461	91,435,128	-	32,283,324	5,962,521	475,625	8,062,798	140,105,857
Citizens Gas Fuel Cor	77,425	10,874,773	240,634	3,643,736	5,097,796	2,985,303	249,610	23,169,277
Consumers Energy Co	2,235,333	1,043,136,745	297,930,470	-	65,143,891	1,847,180	53,742,755	1,464,036,374
Michigan Consolidatec	10,442,591	829,572,828	14,804,783	236,854,753	9,563,166	-	83,070,896	1,184,309,017
Peninsular Gas Comp	14,117	2,420,552	10,735	779,850	294,600	-	115,125	3,634,979
Peoples Natural Gas C	-	-	-	-	-	-	238,199	238,199
Presque Isle Electric &	-	3,974,326	-	383,420	-	321,887	-	4,679,633
SEMCO Energy Gas C	451,327	24,653,367	472,447	8,939,423	1,313,997	5,630	2,952,533	38,788,724
SEMCO Energy Gas C	929,344	130,397,952	1,942,443	55,435,249	14,915,198	-	8,437,584	212,057,770
Superior Energy Company	-	294,370	238,169	-	41,856	-	-	574,395
Wisconsin Public Serv	31,608	2,817,747	18,404	543,714	862,550	-	401,055	4,675,078
Xcel Energy (Northern	24,774	3,364,017	914,136	1,663,185	55,303	5,999	-	6,027,414
Total	16,092,980	2,144,466,755	316,572,221	341,246,186	103,250,878	5,703,450	157,270,555	3,084,603,025

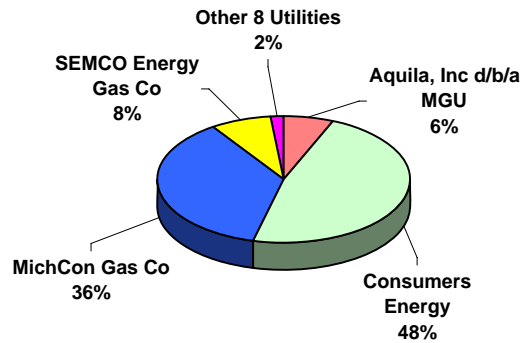
Sources: Columns A-I: MPSC Annual Report form P-522 page 305
SH: Space Heating

Statistical Data of Retail Sales and Transportation

Natural Gas Utility Deliveries in Michigan in 2001

Utility	Michigan Customers	Revenue	Mcf Deliveries
Aurora Gas Co	2,124	2,595,528	265,501
Aquila, Inc d/b/a MGU	153,976	169,695,431	47,971,664
Citizens Gas Fuel Co	16,012	20,187,317	3,510,770
Consumers Energy Co	1,615,764	1,281,284,313	357,164,013
Michigan Consolidated Gas Co	1,175,668	979,553,166	311,234,971
Peninsular Gas Company	3,939	5,174,671	823,081
Peoples Natural Gas Company	2	230,364	5,759,094
Presque Isle Electric & Gas CO-OP	6,103	3,020,827	5,458,688
SEMCO Energy Gas Co-Battle Creek Div	35,706	31,380,204	11,365,907
SEMCO Energy Gas Co - MPSC Div	223,758	179,308,267	47,722,569
Superior Energy Company	555	497,154	81,061
Wisconsin Public Service Corp	5,304	5,763,284	1,583,416
Xcek Energy (Northern States Power)	5,166	6,980,902	1,027,456
Total	3,244,077	2,685,671,428	793,968,191

2001 Michigan Gas Utility Customers

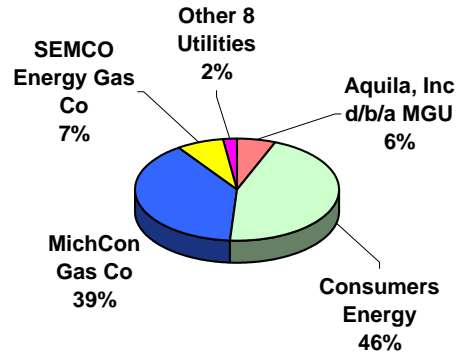


Number of customers per Form P-522 MPSC Annual Report (average customers per month), Utility Contacts

Utility	Residential A	Residential SH B	Commercial C	Commercial SH D	Industrial E	Others F-I	Transportation	Total Customers
Aurora Gas Company	-	1,973	-	150	-	1	-	2,124
Aquila, Inc d/b/a MGU	3,706	137,185	-	12,568	328	24	165	153,976
Citizens Gas Fuel Company	195	14,642	62	1,084	24	1	4	16,012
Consumers Energy Company	8,048	1,490,506	108,219	-	7,628	75	1,288	1,615,764
Michigan Consolidated Gas Company	24,258	1,069,841	3,821	76,478	453	-	817	1,175,668
Peninsular Gas Company	57	3,471	9	364	37	-	1	3,939
Peoples Natural Gas Company	-	-	-	-	-	-	2	2
Presque Isle Electric & Gas CO-OP	-	5,812	-	189	-	102	-	6,103
SEMCO Energy Gas Company-Battle Creek Div	758	32,477	157	2,248	46	-	20	35,706
SEMCO Energy Gas Company	1,935	199,817	781	20,326	729	-	170	223,758
Superior Energy Company	-	470	-	84	1	-	-	555
Wisconsin Public Service Corporation	91	4,714	10	409	63	-	17	5,304
Xcel Energy (Northern States Power)	59	4,469	63	573	1	1	-	5,166
Total	39,107	2,965,377	113,122	114,473	9,310	204	2,484	3,244,077

Sources: Columns A-I: MPSC Annual Report form P-522 page 305; Transportation: From utilities

2001 Michigan Gas Utility Deliveries

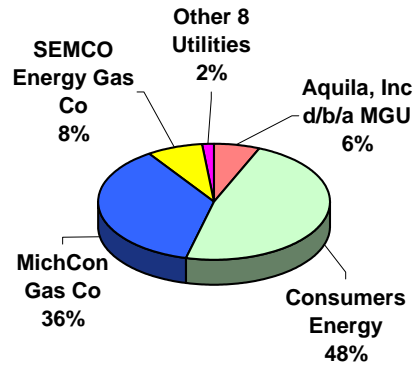


Mcf Sold per Form P-522 MPSC Annual Report

Utility	Residential A	Residential SH B	Commercial C	Commercial SH D	Industrial E	Others F-I	Transportation	Gas Sold Mcf Total Mcf Sold
Aurora Gas Company	-	166,430	-	92,404	-	6,667	-	265,501
Aquila, Inc d/b/a MGU	250,135	13,400,841	-	5,502,634	11,485,458	27,952	17,304,644	47,971,664
Citizens Gas Fuel Company	10,331	1,488,059	41,157	496,312	924,095	316,534	234,282	3,510,770
Consumers Energy Company	347,386	163,195,686	52,794,500	-	13,919,047	471,510	126,435,884	357,164,013
Michigan Consolidated Gas Comp.	1,518,682	128,928,482	2,276,718	38,349,452	1,749,441	-	138,412,196	311,234,971
Peninsular Gas Company	2,394	410,689	2,292	138,480	56,724	-	212,502	823,081
Peoples Natural Gas Company	-	-	-	-	-	-	5,759,094	5,759,094
Presque Isle Electric & Gas CO-OI	-	4,539,612	-	522,766	-	396,310	-	5,458,688
SEMCO Energy Gas Company-Ba	62,169	3,436,686	90,184	1,358,349	285,682	-	6,132,837	11,365,907
SEMCO Energy Gas Company	133,376	20,931,659	300,434	10,106,732	3,301,670	-	12,948,698	47,722,569
Superior Energy Company	-	37,598	-	32,494	10,969	-	-	81,061
Wisconsin Public Service Corporat	4,557	462,378	3,411	83,438	129,927	-	899,705	1,583,416
Xcel Energy (Northern States Pow	3,159	450,058	261,834	295,352	15,771	1,282	-	1,027,456
Total	2,332,189	337,448,178	55,770,530	56,978,413	31,878,784	1,220,255	308,339,842	793,968,191

Sources: Columns A-I: MPSC Annual Report form P-522 page 305

2001 Michigan Gas Utility Revenues



Revenue per Form P-522 MPSC Annual Report

Utility	Revenue per Form P-522 MPSC Annual Report						Transportation	\$ Revenue Total Revenue
	Residential A	Residential SH B	Commercial C	Commercial SH D	Industrial E	Others F-I		
Aurora Gas Company	-	1,707,661	-	823,569	-	64,298	-	2,595,528
Aquila, Inc d/b/a MGU	2,125,107	108,548,665	-	40,554,142	10,557,037	255,235	7,655,245	169,695,431
Citizens Gas Fuel Company	78,522	10,104,230	252,627	3,341,197	5,133,493	1,024,000	253,248	20,187,317
Consumers Energy Company	2,242,688	899,857,650	264,826,845	-	64,017,524	2,215,975	48,123,631	1,281,284,313
Michigan Consolidated Gas Comp.	9,124,162	670,947,709	11,617,593	198,854,676	8,419,078	-	80,589,948	979,553,166
Peninsular Gas Company	23,334	3,444,163	18,547	1,103,331	452,526	-	132,770	5,174,671
Peoples Natural Gas Company	-	-	-	-	-	-	230,364	230,364
Presque Isle Electric & Gas CO-OL	-	2,579,494	-	253,437	-	187,896	-	3,020,827
SEMCO Energy Gas Company-Ba	368,665	19,488,811	450,493	6,749,777	1,316,118	5,065	3,001,275	31,380,204
SEMCO Energy Gas Company	739,406	108,642,878	1,413,712	45,909,092	13,911,674	-	8,691,505	179,308,267
Superior Energy Company	-	231,483	-	198,215	67,456	-	-	497,154
Wisconsin Public Service Corporat	39,826	3,681,090	26,820	660,206	993,883	-	361,459	5,763,284
Xcel Energy (Northern States Pow	26,259	3,545,902	1,273,271	2,049,692	76,430	9,348	-	6,980,902
Total	14,767,969	1,832,779,736	279,879,908	300,497,334	104,945,219	3,761,817	149,039,445	2,685,671,428

Sources: Columns A-I: MPSC Annual Report form P-522 page 305

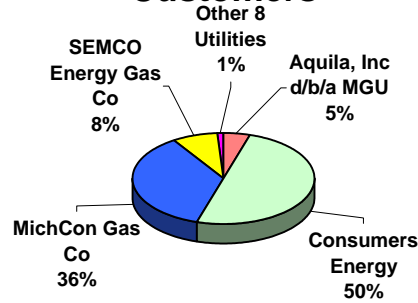
Statistical Data of Retail Sales and Transportation

Natural Gas Utility Deliveries in Michigan in 2000

Utility	Michigan Customers	Revenue	Mcf Deliveries
Aurora Gas Co	1,864	1,697,872	232,683
Aquila, Inc d/b/a MGU	151,346	155,442,850	42,194,661
Citizens Gas Fuel Co	15,551	18,052,623	3,140,988
Consumers Energy Co	1,592,816	1,138,610,211	385,921,319
Michigan Consolidated Gas Co	1,151,479	999,174,208	327,489,422
Peninsular Gas Company	3,934	3,746,993	857,596
Peoples Natural Gas Company	2	301,871	6,475,759
Presque Isle Electric & Gas CO-OP	4,988	2,528,484	4,863,547
SEMCO Energy Gas Co-Battle Creek Div	34,885	33,895,683	11,939,003
SEMCO Energy Gas Co - MPSC Div	215,943	178,487,542	51,005,307
Superior Energy Company	490	316,045	55,750
Wisconsin Public Service Corp	5,261	4,566,963	1,926,823
Xcek Energy (Northern States Power)	5,101	5,685,680	1,082,854
Total	3,183,660	2,542,507,025	837,185,712

2000 Michigan Gas Utility Sales

Customers



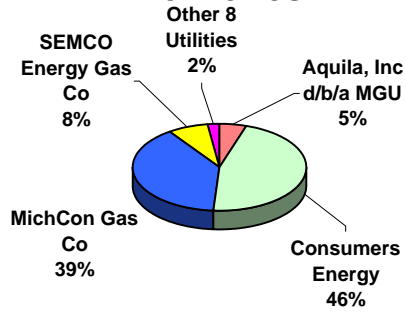
Number of customers per Form P-522 MPSC Annual Report (average customers per month), Utility Contacts

Utility	Residential		Commercial	Commercial SH		Industrial	Others	Transportation	Total Customers
	A	B		C	D				
Aurora Gas Company	-	1,719	-	144	-	1	-	1,864	
Aquila, Inc d/b/a MGU	3,337	135,249	383	11,886	345	2	144	151,346	
Citizens Gas Fuel Company	197	14,171	49	1,090	40	-	4	15,551	
Consumers Energy Company	8,728	1,468,857	106,180	-	7,728	75	1,248	1,592,816	
Michigan Consolidated Gas Company	21,776	1,050,377	3,044	74,944	495	-	843	1,151,479	
Peninsular Gas Company	76	3,454	9	358	36	-	1	3,934	
Peoples Natural Gas Company	-	-	-	-	-	-	2	2	
Presque Isle Electric & Gas CO-OP	-	4,726	-	175	-	87	-	4,988	
SEMCO Energy Gas Company-Battle Cr	798	31,846	137	2,047	36	-	21	34,885	
SEMCO Energy Gas Company	2,044	193,675	734	18,672	645	-	173	215,943	
Superior Energy Company	-	423	-	66	1	-	-	490	
Wisconsin Public Service Corporation	91	4,673	11	403	66	-	17	5,261	
Xcel Energy (Northern States Power)	56	4,416	54	564	10	1	-	5,101	
Total	37,103	2,913,586	110,601	110,349	9,402	166	2,453	3,183,660	

Sources: Columns A-I: MPSC Annual Report form P-522 page 305; Transportation: From utilities

2000 Michigan Gas Utility

Deliveries



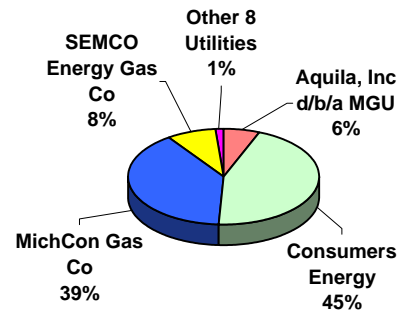
Mcf Sold per Form P-522 MPSC Annual Report

Utility	Residential A	Residential SH B	Commercial C	Commercial SH D	Industrial E	Others F-I	Transportation	Gas Sold Mcf Total Mcf Sold
Aurora Gas Company	-	146,003	-	79,685	-	6,995	-	232,683
Aquila, Inc d/b/a MGU	221,776	15,080,973	157,672	5,875,761	1,636,682	26,364	19,195,433	42,194,661
Citizens Gas Fuel Company	10,150	1,577,651	21,846	540,024	991,317	-	264,980	3,140,988
Consumers Energy Company	411,198	177,211,565	54,070,686	-	13,994,111	473,515	139,760,244	385,921,319
Michigan Consolidated Gas Company	1,284,918	135,588,094	1,737,203	38,547,644	1,747,607	-	148,583,956	327,489,422
Peninsular Gas Company	4,404	440,364	2,552	144,770	56,916	-	208,590	857,596
Peoples Natural Gas Company	-	-	-	-	-	-	6,475,759	6,475,759
Presque Isle Electric & Gas CO-OP	-	3,932,965	-	517,426	-	413,156	-	4,863,547
SEMCO Energy Gas Company-Battle Cr	59,392	3,588,198	76,250	1,148,473	174,738	-	6,891,952	11,939,003
SEMCO Energy Gas Company	172,152	21,906,684	308,294	8,693,162	2,593,913	-	17,331,102	51,005,307
Superior Energy Company	26,553	-	-	20,824	8,373	-	-	55,750
Wisconsin Public Service Corporation	4,650	505,670	3,696	92,725	150,008	-	1,170,074	1,926,823
Xcel Energy (Northern States Power)	2,398	490,456	12,328	298,907	278,623	142	-	1,082,854
Total	2,197,591	360,468,623	56,390,527	55,959,401	21,632,288	920,172	339,882,090	837,185,712

Sources: Columns A-I: MPSC Annual Report form P-522 page 305

SH: Space Heating

2000 Michigan Gas Utility Revenues



Revenue per Form P-522 MPSC Annual Report

Utility	Residential A	Residential SH B	Commercial C	Commercial SH D	Industrial E	Others F-I	Transportation	\$ Revenue Total Revenue
Aurora Gas Company	-	1,121,270	-	532,769	-	43,833	-	1,697,872
Aquila, Inc d/b/a MGU	1,504,278	100,826,261	921,507	35,004,059	8,855,747	137,049	8,193,949	155,442,850
Citizens Gas Fuel Company	71,530	9,748,071	132,797	3,331,631	4,470,089	-	298,505	18,052,623
Consumers Energy Company	2,339,797	806,266,527	220,035,659	-	52,180,102	1,539,919	56,248,207	1,138,610,211
Michigan Consolidated Gas Company	7,713,611	689,607,844	8,755,730	196,935,371	8,289,648	-	87,872,004	999,174,208
Peninsular Gas Company	28,758	2,500,075	13,651	765,220	298,888	-	140,401	3,746,993
Peoples Natural Gas Company	-	-	-	-	-	-	301,871	301,871
Presque Isle Electric & Gas CO-OP	-	2,109,030	-	235,467	-	183,987	-	2,528,484
SEMCO Energy Gas Company-Battle Cr	351,072	19,972,140	1,331,889	4,844,857	866,693	2,330,436	4,198,596	33,895,683
SEMCO Energy Gas Company	927,074	112,385,565	1,425,895	40,093,998	10,751,729	-	12,903,281	178,487,542
Superior Energy Company	-	153,895	-	117,836	44,314	-	-	316,045
Wisconsin Public Service Corporation	28,466	2,779,838	18,920	490,845	787,377	-	461,517	4,566,963
Xcel Energy (Northern States Power)	17,145	3,045,892	60,932	1,580,809	973,182	7,720	-	5,685,680
Total	12,981,731	1,750,516,408	232,696,980	283,932,862	87,517,769	4,242,944	170,618,331	2,542,507,025

Sources: Columns A-I: MPSC Annual Report form P-522 page 305

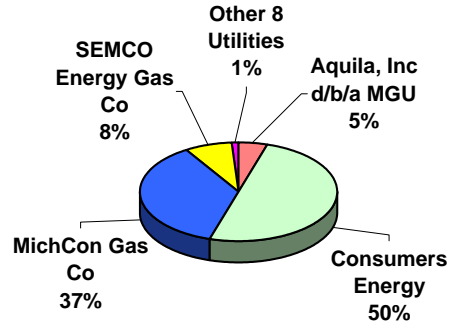
SH: Space Heating

Statistical Data of Retail Sales and Transportation

Natural Gas Utility Deliveries in Michigan in 1999

Utility	Michigan Customers	Revenue	Mcf Deliveries
Aurora Gas Co	1,587	1,494,579	218,868
Aquila, Inc d/b/a MGU	148,201	124,248,765	40,942,869
Citizens Gas Fuel Co	15,140	16,506,049	3,355,766
Consumers Energy Co	1,565,986	1,112,119,854	376,519,252
Michigan Consolidated Gas Co	1,149,991	993,501,807	321,854,499
Peninsular Gas Company	3,893	3,064,967	815,379
Peoples Natural Gas Company	3	393,777	9,919,952
Presque Isle Electric & Gas CO-OP	3,129	1,911,903	365,158
SEMCO Energy Gas Co-Battle Creek Div	33,830	29,825,045	12,282,187
SEMCO Energy Gas Co - MPSC Div	207,868	158,319,380	47,931,744
Superior Energy Company	341	438,434	68,536
Wisconsin Public Service Corp	5,217	3,437,268	1,824,207
Xcek Energy (Northern States Power)	4,961	4,729,098	1,070,847
Total	3,140,147	2,449,990,926	817,169,264

1999 Michigan Gas Utility Sales Customers



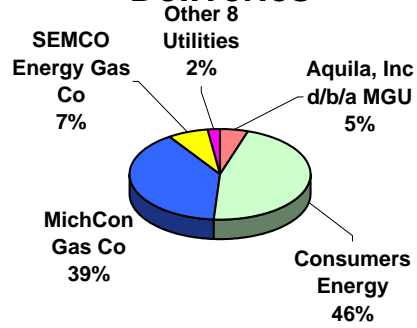
Number of customers per Form P-522 MPSC Annual Report (average customers per month), Utility Contacts

Utility	Residential A	Residential SH B	Commercial C	Commercial SH D	Industrial E	Others F-I	Transportation	Total Customers
Aurora Gas Company	-	1,449	-	137	-	1	-	1,587
Aquila, Inc d/b/a MGU	2,658	133,065	263	11,713	353	2	147	148,201
Citizens Gas Fuel Company	197	13,780	47	1,073	39	-	4	15,140
Consumers Energy Company	9,328	1,443,641	103,922	7,811	74	1,210	1,565,986	
Michigan Consolidated Gas Compar	20,981	1,048,846	2,827	75,665	812	-	860	1,149,991
Peninsular Gas Company	76	3,417	11	352	36	-	1	3,893
Peoples Natural Gas Company	-	-	-	-	-	-	3	3
Presque Isle Electric & Gas CO-OP	-	2,922	-	137	70	-	-	3,129
SEMCO Energy Gas Company-Batt	787	31,031	110	1,844	36	-	22	33,830
SEMCO Energy Gas Company	1,990	188,730	622	15,827	525	-	174	207,868
Superior Energy Company	-	273	-	67	1	-	-	341
Wisconsin Public Service Corporatic	92	4,631	11	402	65	-	16	5,217
Xcel Energy (Northern States Power)	54	4,291	54	552	9	1	-	4,961
Total	36,163	2,876,076	107,867	107,769	9,757	78	2,437	3,140,147

Sources: Columns A-I: MPSC Annual Report form P-522 page 305; Transportation: From utilities
SH: Space Heating

1999 Michigan Gas Utility

Deliveries

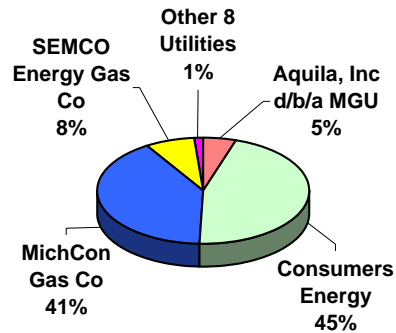


Mcf Sold per Form P-522 MPSC Annual Report

Utility	Residential A	Residential SH B	Commercial C	Commercial SH D	Industrial E	Others F-I	Transportation	Gas Sold Mcf Total Mcf Sold
Aurora Gas Company	-	134,421	-	77,580	-	6,867	-	218,868
Aquila, Inc d/b/a MGU	161,484	14,300,037	96,692	5,457,301	1,625,578	20,872	19,280,905	40,942,869
Citizens Gas Fuel Company	9,361	1,486,688	21,956	523,495	1,034,749	-	279,517	3,355,766
Consumers Energy Company	411,440	167,815,213	50,494,580	-	13,399,432	1,432,886	142,965,701	376,519,252
Michigan Consolidated Gas Compar	1,191,699	133,979,709	1,529,469	39,823,463	1,677,491	-	143,652,668	321,854,499
Peninsular Gas Company	4,603	422,290	2,761	138,338	54,438	-	192,949	815,379
Peoples Natural Gas Company	-	-	-	-	-	-	9,919,952	9,919,952
Presque Isle Electric & Gas CO-OP	279,221	-	48,374	-	-	37,563	-	365,158
SEMCO Energy Gas Company-Batt	57,043	3,378,881	54,859	959,346	238,475	2,058	7,591,525	12,282,187
SEMCO Energy Gas Company	156,894	20,467,788	187,015	6,383,915	820,698	-	19,915,434	47,931,744
Superior Energy Company	-	46,085	-	16,463	5,988	-	-	68,536
Wisconsin Public Service Corporatic	4,410	494,708	3,194	91,912	133,756	-	1,096,227	1,824,207
Xcel Energy (Northern States Power)	2,021	473,663	18,323	271,346	302,411	3,083	-	1,070,847
Total	2,278,176	342,999,483	52,457,223	53,743,159	19,293,016	1,503,329	344,894,878	817,169,264

SH: Space Heating

1999 Michigan Gas Utility Revenues



Revenue per Form P-522 MPSC Annual Report

Utility	Residential A	Residential SH B	Commercial C	Commercial SH D	Industrial E	Others F-I	Transportation	\$ Revenue Total Revenue
Aurora Gas Company	-	963,681	-	488,733	-	42,165	-	1,494,579
Aquila, Inc d/b/a MGU	993,651	80,494,929	478,848	26,684,795	7,341,599	90,362	8,164,581	124,248,765
Citizens Gas Fuel Company	65,061	8,714,659	124,679	3,020,368	4,257,998	-	323,284	16,506,049
Consumers Energy Company	2,386,991	785,257,464	211,338,195	-	51,557,918	4,391,634	57,187,652	1,112,119,854
Michigan Consolidated Gas Compar	7,156,078	681,499,300	7,733,730	202,888,458	8,058,151	-	86,166,090	993,501,807
Peninsular Gas Company	25,619	2,057,545	12,071	613,492	222,084	-	134,156	3,064,967
Peoples Natural Gas Company	-	-	-	-	-	-	393,777	393,777
Presque Isle Electric & Gas CO-OP	1,525,721	-	218,400	-	-	167,782	-	1,911,903
SEMCO Energy Gas Company-Batt	332,952	18,564,704	276,670	4,846,329	956,353	8,163	4,839,874	29,825,045
SEMCO Energy Gas Company	784,582	101,691,519	841,349	28,187,745	3,691,311	8,547,960	14,574,914	158,319,380
Superior Energy Company	-	294,370	-	102,208	41,856	-	-	438,434
Wisconsin Public Service Corporatic	21,728	2,066,272	13,017	368,579	536,183	-	431,489	3,437,268
Xcel Energy (Northern States Powe	13,142	2,538,517	88,275	1,278,926	796,234	14,004	-	4,729,098
Total	13,305,525	1,684,142,960	221,125,234	268,479,633	77,459,687	13,262,070	172,215,817	2,449,990,926

Sources: Columns A-I: MPSC Annual Report form P-522 page 305

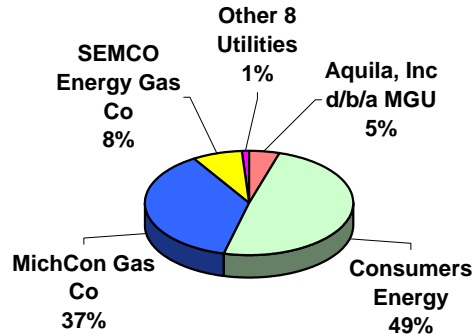
SH: Space Heating

Statistical Data of Retail Sales and Transportation

Natural Gas Utility Deliveries in Michigan in 1998

Utility	Michigan Customers	Revenue	Mcf Deliveries
Aurora Gas Co	1,411	2,306,308	256,624
Aquila, Inc d/b/a MGU	145,064	140,105,857	33,201,489
Citizens Gas Fuel Co	14,676	15,024,362	2,818,109
Consumers Energy Co	1,539,027	1,464,036,374	373,928,829
Michigan Consolidated Gas Co	1,172,740	1,181,889,449	309,612,125
Peninsular Gas Company	3,868	3,634,979	864,043
Peoples Natural Gas Company	2	904,883	12,250,640
Presque Isle Electric & Gas CO-OP	3,017	4,679,633	674,912
SEMCO Energy Gas Co-Battle Creek Div	34,794	30,227,557	11,778,827
SEMCO Energy Gas Co - MPSC Div	241,032	151,304,085	44,259,027
Superior Energy Company	182	121,248	21,655
Wisconsin Public Service Corp	5,141	4,659,501	1,803,634
Xcek Energy (Northern States Power)	4,913	4,332,845	1,010,483
Total	3,165,867	3,003,227,081	792,480,397

1998 Michigan Gas Utility Sales Customers

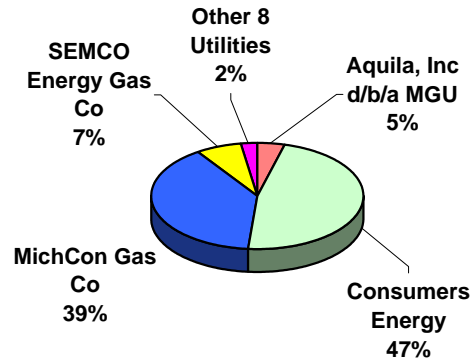


Number of customers per Form P-522 MPSC Annual Report (average customers per month), Utility Contacts

Utility	Residential	Residential SH	Commercial	Commercial SH	Industrial	Others	Transportation	Total Customers
	A	B	C	D	E	F-I		
Aurora Gas Company	-	1,281	-	129	1	-	-	1,411
Aquila, Inc d/b/a MGU	2,018	130,873	188	11,616	367	2	143	145,207
Citizens Gas Fuel Company	197	13,336	48	1,053	42	-	4	14,680
Consumers Energy Company	10,075	1,419,058	101,932	-	7,888	74	1,170	1,540,197
Michigan Consolidated Gas Comp	22,163	1,069,339	3,071	77,347	820	-	843	1,173,583
Peninsular Gas Company	77	3,386	12	356	37	-	1	3,869
Peoples Natural Gas Company	-	-	-	-	-	-	3	3
Presque Isle Electric & Gas CO-O	-	2,799	-	146	-	72	-	3,017
SEMCO Energy Gas Company-B:	793	31,798	128	2,014	40	-	21	34,794
SEMCO Energy Gas Company	1,946	185,459	671	17,565	658	-	167	206,466
Superior Energy Company	-	154	-	27	1	-	-	182
Wisconsin Public Service Corpora	92	4,565	11	396	60	-	17	5,141
Xcel Energy (Northern States Pow	144	4,154	52	553	9	1	-	4,913
Total	37,505	2,866,202	106,113	111,202	9,923	149	2,369	3,133,463

Sources: Columns A-I: MPSC Annual Report form P-522 page 305; Transportation: From utilities
SH: Space Heating

1998 Michigan Gas Utility Deliveries



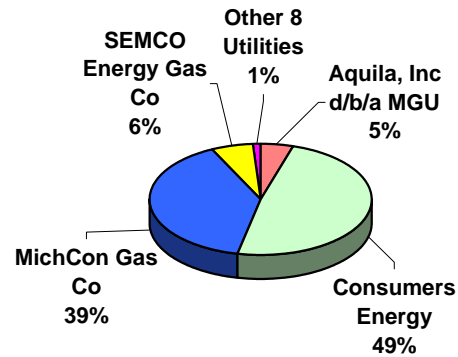
Mcf Sold per Form P-522 MPSC Annual Report

Utility	Residential A	Residential SH B	Commercial C	Commercial SH D	Industrial E	Others F-I	Transportation	Gas Sold Mcf Total Mcf Sold
Aurora Gas Company	-	169,668	-	80,089	-	6,867	-	256,624
Aquila, Inc d/b/a MGU	287,195	14,713,313	-	5,841,287	1,157,270	84,941	11,117,483	33,201,489
Citizens Gas Fuel Company	7,950	1,301,679	23,224	462,189	1,023,067	-	227,118	2,818,109
Consumers Energy Company	335,977	179,181,507	55,896,954	-	12,992,274	416,205	125,105,912	373,928,829
Michigan Consolidated Gas Comp	1,415,719	128,324,855	2,301,975	36,614,317	1,507,220	-	139,448,039	309,612,125
Peninsular Gas Company	2,000	437,567	2,061	152,319	58,665	-	211,431	864,043
Peoples Natural Gas Company	-	-	-	-	-	-	12,250,640	12,250,640
Presque Isle Electric & Gas CO-O	-	558,614	-	62,737	-	53,561	-	674,912
SEMCO Energy Gas Company-B:	49,753	3,250,185	60,770	1,182,044	263,495	1,362	6,971,218	11,778,827
SEMCO Energy Gas Company	133,331	18,512,240	186,673	7,410,835	1,196,260	-	16,819,688	44,259,027
Superior Energy Company	-	10,593	-	7,505	3,557	-	-	21,655
Wisconsin Public Service Corpora	5,147	499,377	3,420	101,275	148,338	-	1,046,077	1,803,634
Xcel Energy (Northern States Pow	8,966	428,598 ##	19,710	258,457	277,213	829	-	1,010,483
Total	2,246,038	347,388,196	58,494,787	52,173,054	18,627,359	563,765	313,197,606	792,480,397

Sources: Columns A-I: MPSC Annual Report form P-522 page 305

SH: Space Heating

1998 Michigan Gas Utility Revenues



Revenue per Form P-522 MPSC Annual Report

Utility	Residential	Residential SH	Commercial	Commercial SH	Industrial	Others	Transportation	\$ Revenue Total Revenue
	A	B	C	D	E	F-I		
Aurora Gas Company	-	1,524,950	-	719,532	-	61,826	-	2,306,308
Aquila, Inc d/b/a MGU	1,886,461	91,435,128	-	32,283,324	5,962,521	475,625	8,062,798	140,105,857
Citizens Gas Fuel Company	57,907	7,728,763	131,065	2,699,915	4,147,274	-	259,438	15,024,362
Consumers Energy Company	2,235,333	1,043,136,745	297,930,470	-	65,143,891	1,847,180	53,742,755	1,464,036,374
Michigan Consolidated Gas Comp	10,442,591	829,572,828	14,804,783	236,854,753	9,563,166	-	80,651,328	1,181,889,449
Peninsular Gas Company	14,117	2,420,552	10,735	779,850	294,600	-	115,125	3,634,979
Peoples Natural Gas Company	-	-	-	-	-	-	904,883	904,883
Presque Isle Electric & Gas CO-O	-	3,974,326	-	383,420	-	321,887	-	4,679,633
SEMCO Energy Gas Company-B:	304,280	18,312,108	313,220	6,066,874	1,013,979	7,573	4,209,523	30,227,557
SEMCO Energy Gas Company	726,820	98,876,465	873,314	34,787,217	5,417,727	-	10,622,542	151,304,085
Superior Energy Company	-	60,492	-	41,785	18,971	-	-	121,248
Wisconsin Public Service Corpora	31,608	2,817,747	18,404	543,714	862,550	-	385,478	4,659,501
Xcel Energy (Northern States Pow	48,410	2,306,178	80,632	1,217,824	675,834	3,967	-	4,332,845
Total	15,747,527	2,102,166,282	314,162,623	316,378,208	93,100,513	2,718,058	158,953,870	3,003,227,081

Sources: Columns A-I: MPSC Annual Report form P-522 page 305

SH: Space Heating