Michigan Public Service Commission

Net Metering & Solar Program Report

For Calendar Year 2014

August 2015

MPSC

Michigan Public Service Commission

This document is an annual report prepared by Staff from the Michigan Public Service Commission's Electric Reliability Division, Renewable Energy Section. The main source of the data provided is from reports filed by Michigan electric providers. Staff thanks all of the electric providers for their efforts to provide timely and accurate data and information used in preparing this report.

To stay informed about Michigan renewable energy activities, readers are invited to visit the Commission's Michigan Renewable Energy website, at http://www.michigan.gov/renewables.

Net Metering & Solar Pilot Programs

The Michigan Public Service Commission Staff (MPSC Staff) issues an annual net metering report summarizing the information filed by electric providers pursuant to Rule 40 (3) of the Commission's Electric Interconnection and Net Metering Standards. This report also includes information describing solar photovoltaic (solar) programs offered by Michigan electric providers.

The net metering program, available to customers of Michigan's rate-regulated utilities and cooperatives, and alternative electric suppliers (AESs), has encouraged the development of on-site renewable energy electric generation projects to offset some or all of a customer's electric energy needs and reduce electric bills.

Net Metering Data and Analysis

In calendar year 2014, customer participation in the net metering program increased from 1,527 customers and 1,631 installations[1] in 2013 to 1,840 customers and 1,947 installations. (This is net of 50 systems taken offline in 2014.) At the end of 2014, the total capacity of net metering installations was approximately 14,210 kilowatts (kW), an increase of 2,871 kW from the previous calendar year. This represents a 25% increase in program size over 2013 but still represents only 0.015% of Michigan's total retail sales.[2]

Table 1 summarizes net metering customers and capacity by electric provider for all three size categories of net metering.[3] During this reporting period, Consumers Energy, DTE Electric, Indiana Michigan and Thumb Electric report a combined total of 37 customers participating in the Category 2 size range, which is an increase from 29 customers reported last year. Even with the growth in Category 2 projects, Category 1 projects still account for 81% of the total net metering program capacity. The state's two largest utilities, Consumers Energy and DTE Electric, host 84% of the statewide total net metering program capacity.

The Category 1 net metering program is available to customers until the program size reaches 0.5% of the electric provider's peak load during the previous year. Consumers Energy and DTE Electric have 36 megawatts (MW) or 95% and 46 MW or 85% of space remaining, respectively. Table 2 shows peak load and program size information for each electric provider for Category 1 net metering. Participation in Category 2 and 3 net metering is still very low and far from reaching program size limits.

---

[1] The number of net metering installations exceeds the number of net metering customers due to some customers having multiple installations.

[2] Calculation is based on the Energy Information Administration's 2013 retail sales data for Michigan and a 13% capacity factor. http://www.eia.gov/electricity/state/michigan/

[3] Category 1 Net Metering: Projects up to 20 kW incorporating IEEE 1547 certified inverters.
Category 2 Net Metering: Projects greater than 20 kW and no larger than 150 kW and non-inverter based 20 kW and under p
rojects.
Category 3 Net Metering: Methane Digester projects up to 550 kW.

Table 1: Net Metering Program Customer and Capacity Data

Company	Category 1 Customers	Category 1 Nameplate Generation (kW)	Category 2 Customers	Category 2 Nameplate Generation (kW)	Category 3 Customers	Category 3 Nameplate Generation (kW)
Alger Delta	23	84				
Alpena	19	54				
Cherryland*	31	94				
Cloverland	26	90				
Consumers Energy	320	1,854	18	1,301		
Detroit Edison	1,086	7,905	17	891		
Direct Energy	1	3				
Great Lakes Energy	74	367			1	400
Homeworks Tri-County	14	65				
Indiana Michigan (AEP)	29	130	1	52		
Midwest	22	106				
Ontonagon	17	61				
Presque Isle	22	93				
Thumb	15	133	1	40		
UPPCo	69	301				
We Energies	28	172				
WPSC	5	12				
Xcel	1	4				
Total	1,802	11,527	37	2,284	1	400

Alger Delta, Cherryland, Great Lakes, Ontonagon, Presque Isle and Tri-County are member-regulated cooperatives and are not required to offer net metering. *Cherryland data from previous reporting year.

Source: 2014 Net Metering Reports Case U-15787

Table 2: Net Metering Program Capacity
Category 1: 20 kW and Under

Company	No. of Customers	2013 In-State Peak Load (MW)	Cap 0.5% of 2013 Peak (kW)	Current Nameplate Generation (kW)	Space Remaining (kW)	% Remaining
Investor Owned Utilities						
Alpena	**19**	**57**	**285**	**54**	**231**	**81**
Consumers Energy	**320**	**7,498**	**37,490**	**1,854**	**35,636**	**95**
DTE Electric	**1,086**	**10,739**	**53,700**	**7,905**	**45,795**	**85**
Indiana Michigan	**29**	**790**	**3,950**	**130**	**3,820**	**97**
Uppco	**69**	**101**	**507**	**301**	**206**	**41**
We Energies	**28**	**60**	**300**	**172**	**128**	**43**
WPSC	**5**	**42**	**212**	**12**	**200**	**94**
Xcel	**1**	**30**	**150**	**4**	**146**	**97**
Cooperative Utilities						
Alger Delta	**23**	**14**	**712**	**84**	**N/A**	
Cherryland*	**31**	**-**	**-**	**94**	**N/A**	
Cloverland	**26**	**155**	**773**	**90**	**683**	**88**
Great Lakes	**74**	**286**	**1,431**	**367**	**N/A**	
Midwest	**22**	**140**	**700**	**106**	**594**	**85**
Ontonagon	**17**	**6**	**29**	**61**	**N/A**	
Presque Isle	**22**	**45**	**223**	**93**	**N/A**	
Thumb	**15**	**37**	**182**	**133**	**49**	**27**
Tri County	**14**	**74**	**369**	**65**	**N/A**	
Alternative Electric Suppliers (Only AES's with Net Metering Customers are shown)						
Direct Energy	**1**	**107**	**533**	**3**	**530**	**99**
TOTAL	**1,802**			**11,527**		

Alger Delta, Cherryland, Great Lakes, Ontonagon, Presque Isle and Tri-County are member-regulated cooperatives and are not required to offer net metering. *Cherryland data from previous reporting year.

Source: 2014 Net Metering Reports Case U-15787

Figures 1 through 4 show net metering program growth and participation information. Maps showing location information, based on zip code and county, for total net metering customers, solar net metering and wind net metering are displayed in Figures 5-7. Figures 8 through 10 show a histogram illustration of net metering generation projects.

Figure 1: Number of Michigan Net Metering Installations by Technology

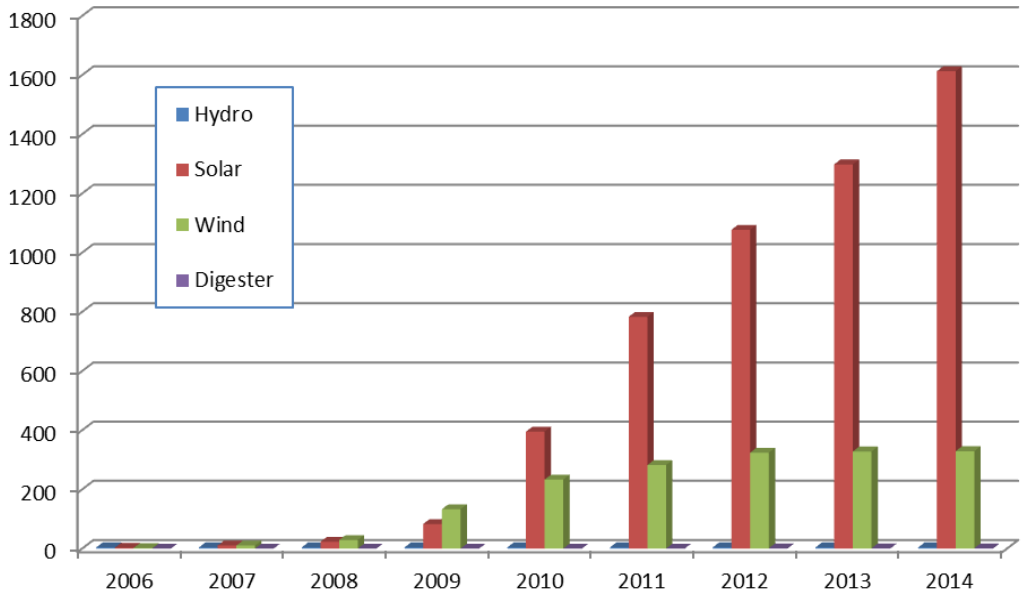

Figure 2: Number of Michigan Net Metering Customers

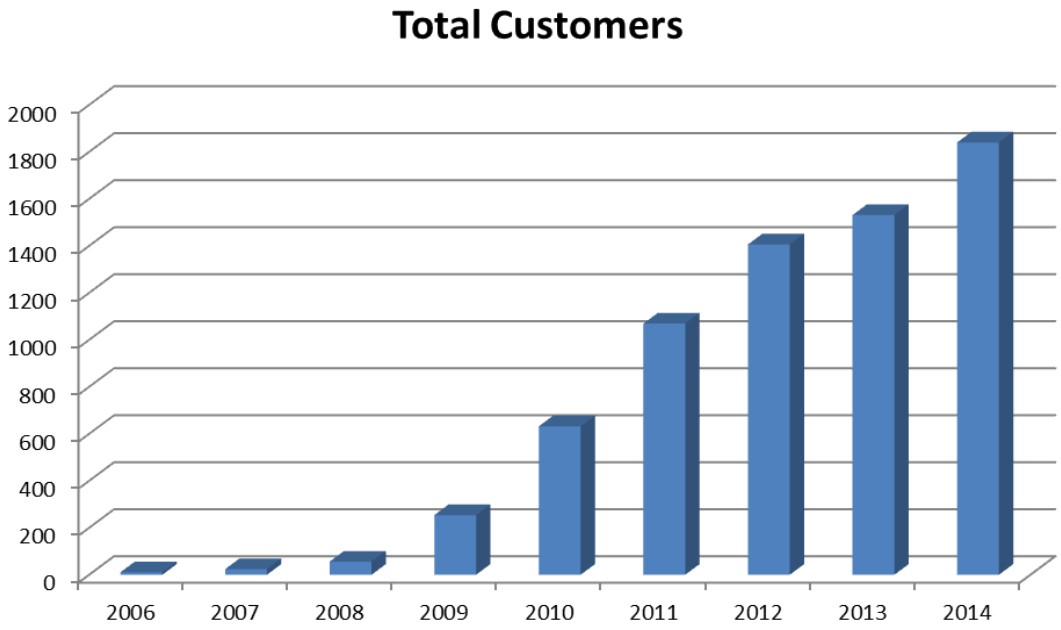

Figure 3: 2014 Net Metering Program - Installed Capacity (kW) & Number of Customers

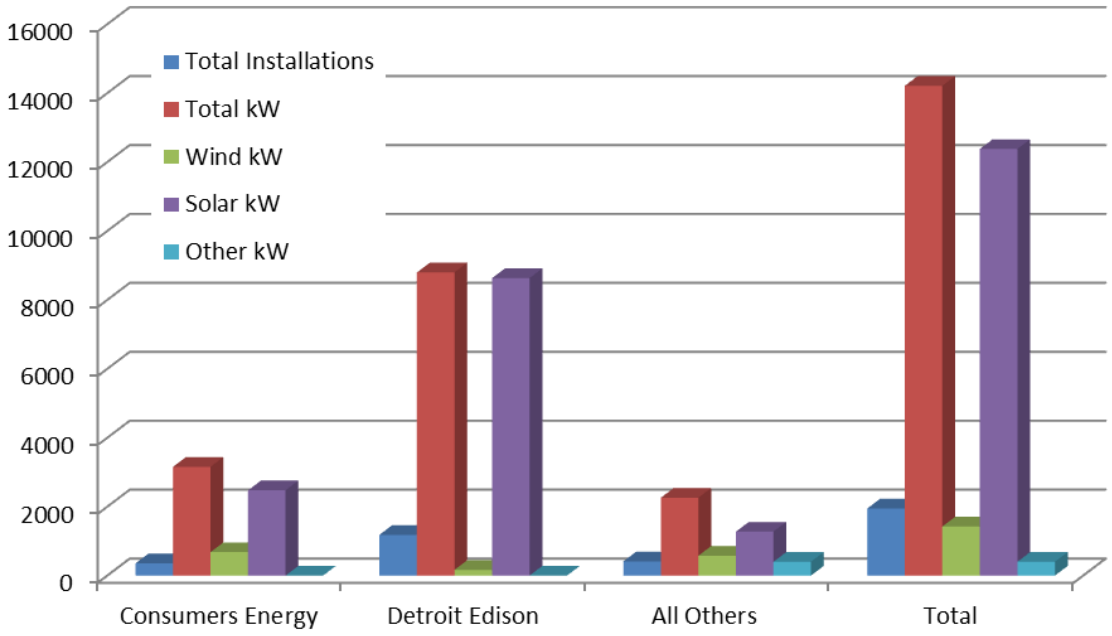

Figure 4: 2014 Net Metering Customers per Million Total Utility Customers – Selected States

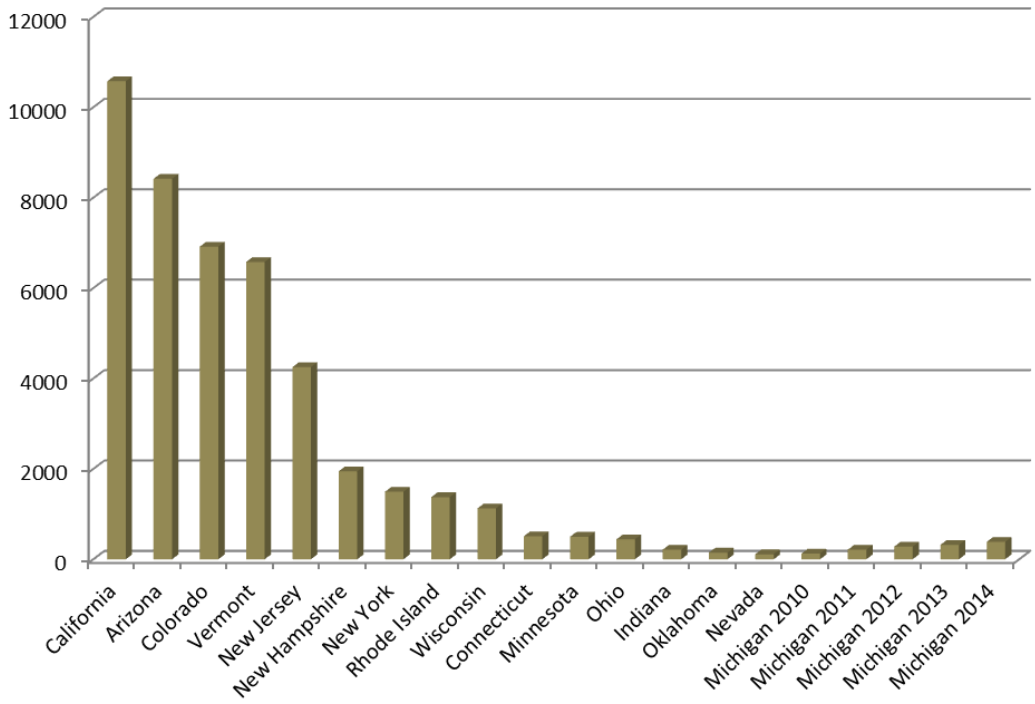

Source: http://www.eia.gov/cneaf/electricity/page/eia861.html

Figure 5: 2014 Summary of Michigan Net Metering Customers By County

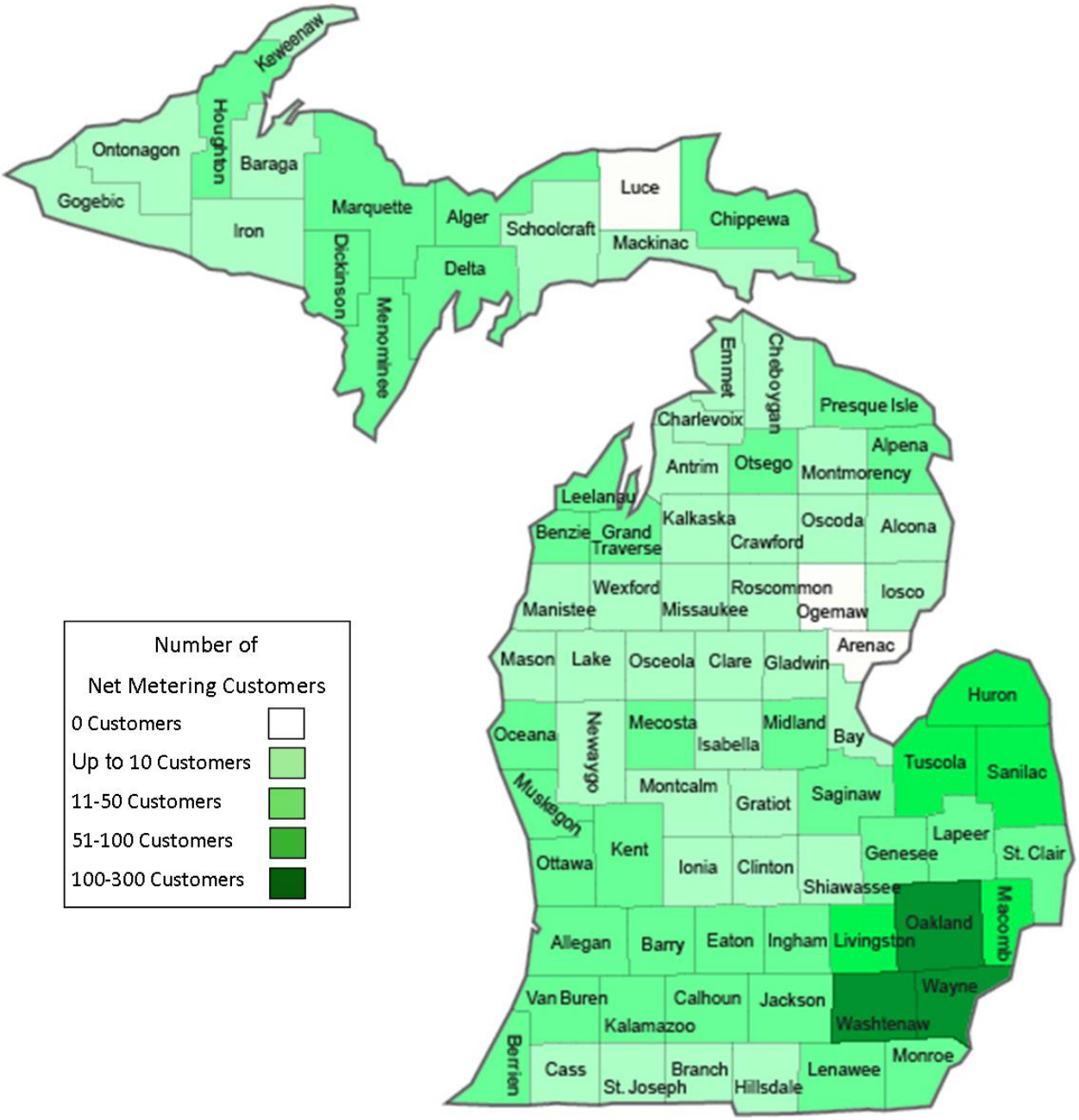

Source: Zip codes of participating net metering customers are provided to MPSC Staff by Michigan electric providers. Customer identification information (name, address, account number, etc.) is confidential and protected from disclosure.

Figure 6: 2014 Summary of Michigan Solar Net Metering Customers By County

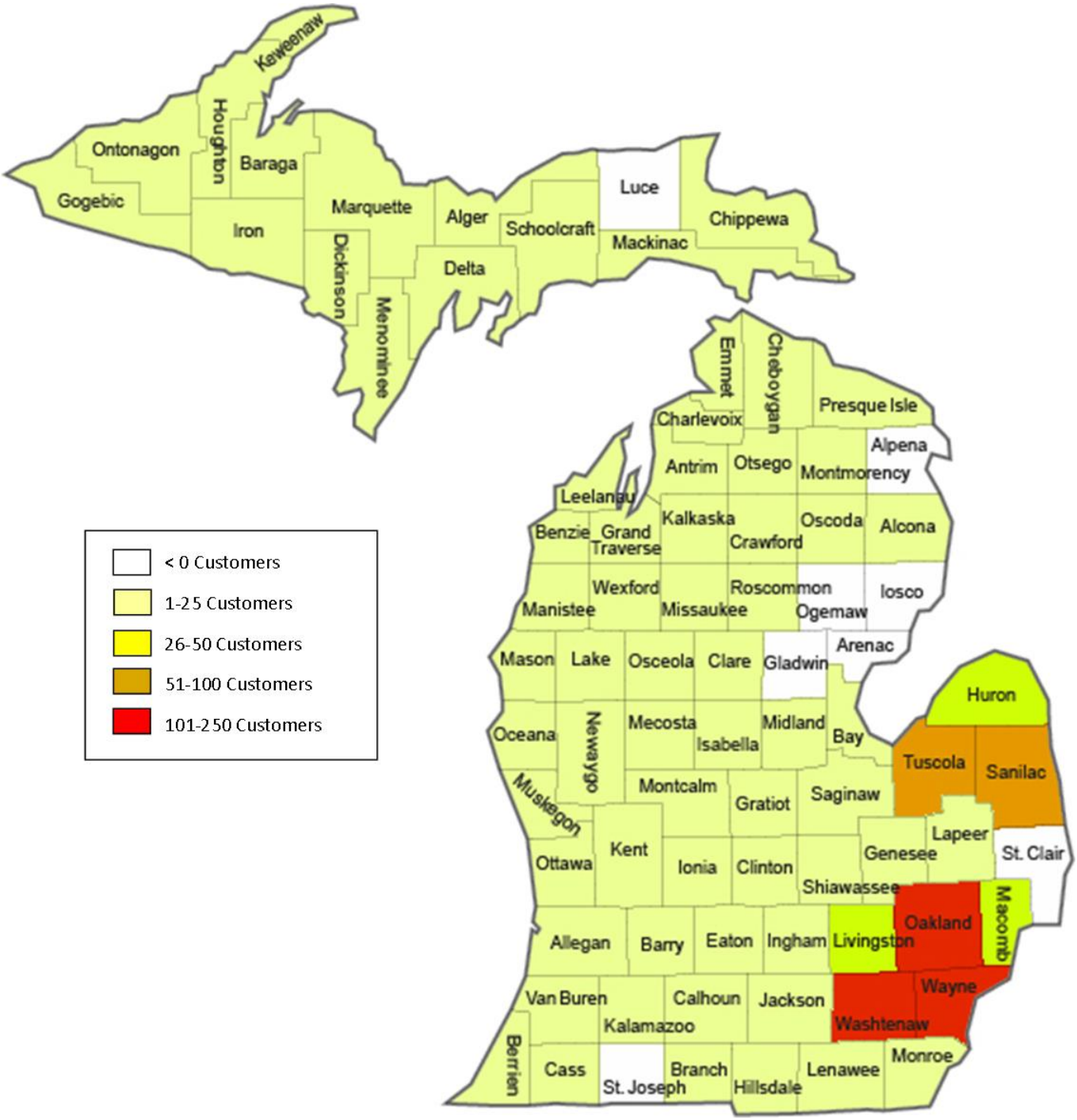

Figure 7: 2014 Summary of Michigan Wind Net Metering Customers By County

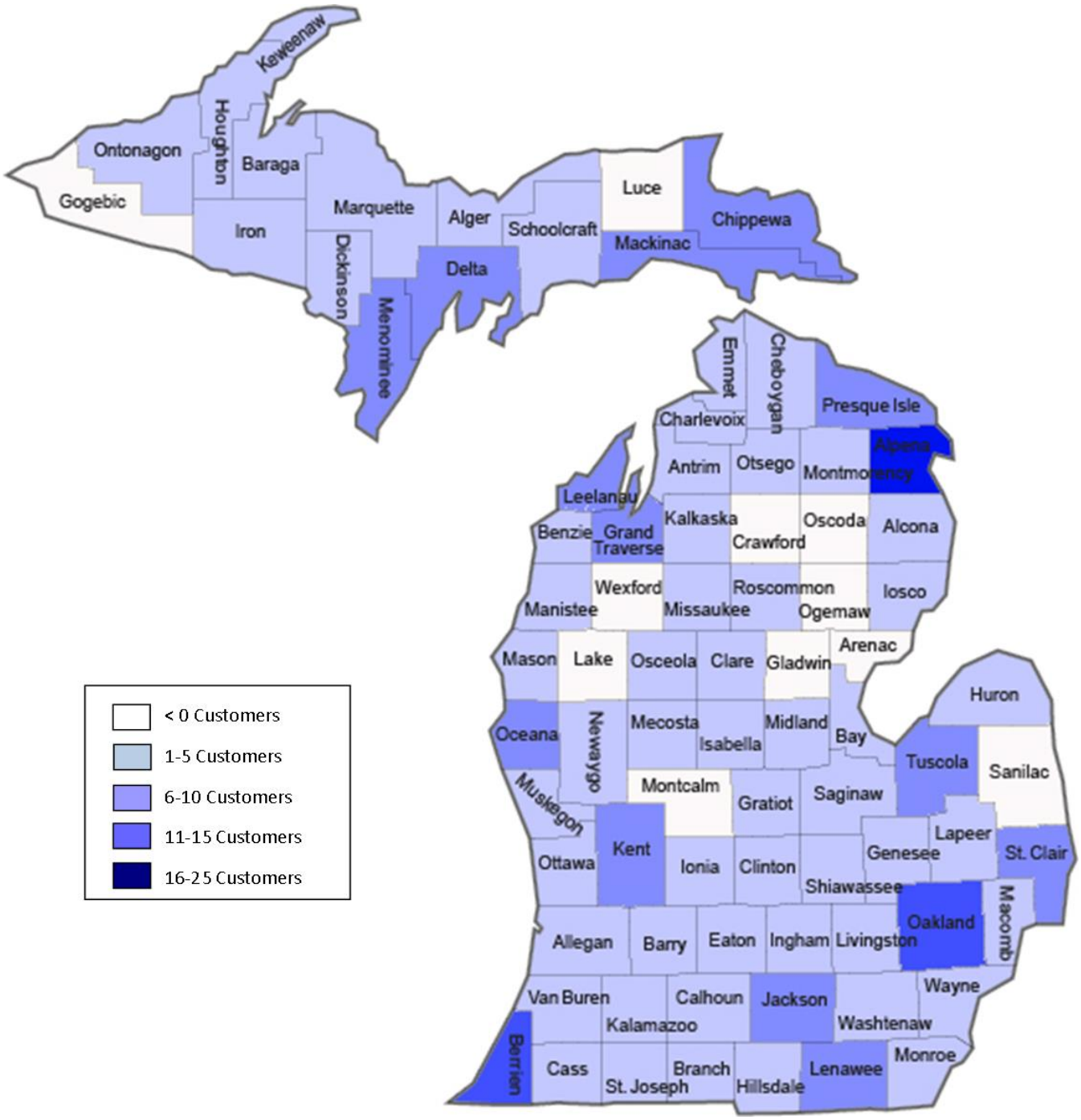

Figure 8: Histogram of Total Net Metering Installations

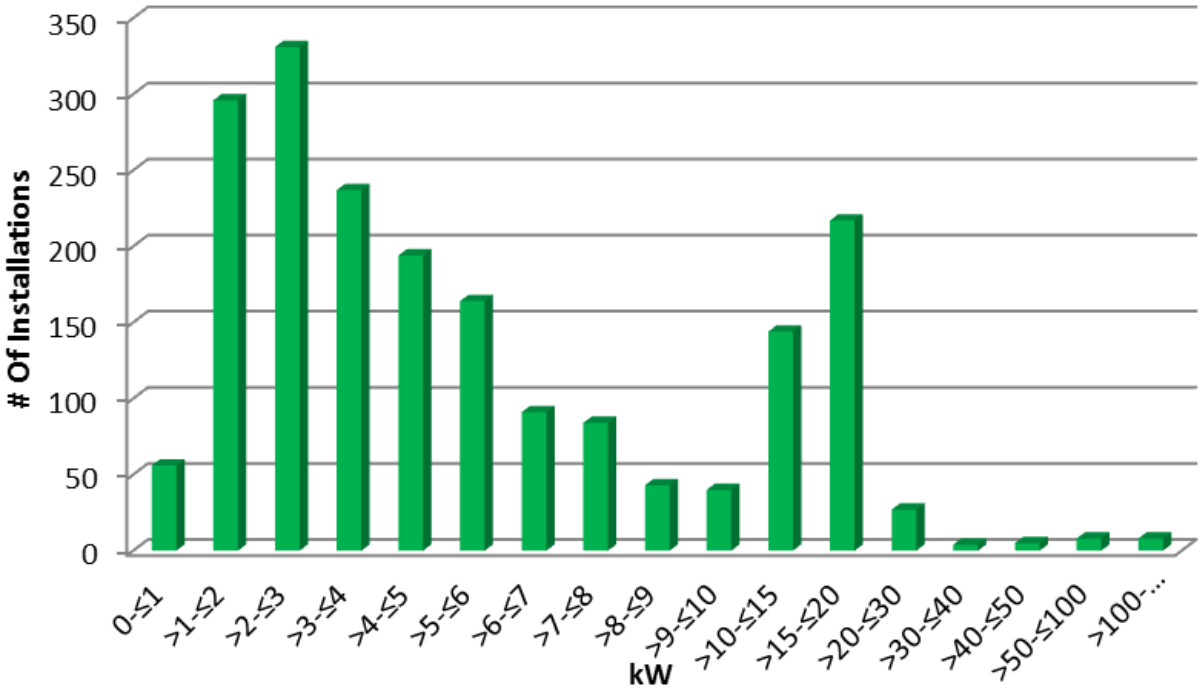

Figure 9: Histogram of Solar PV Net Metering Installations

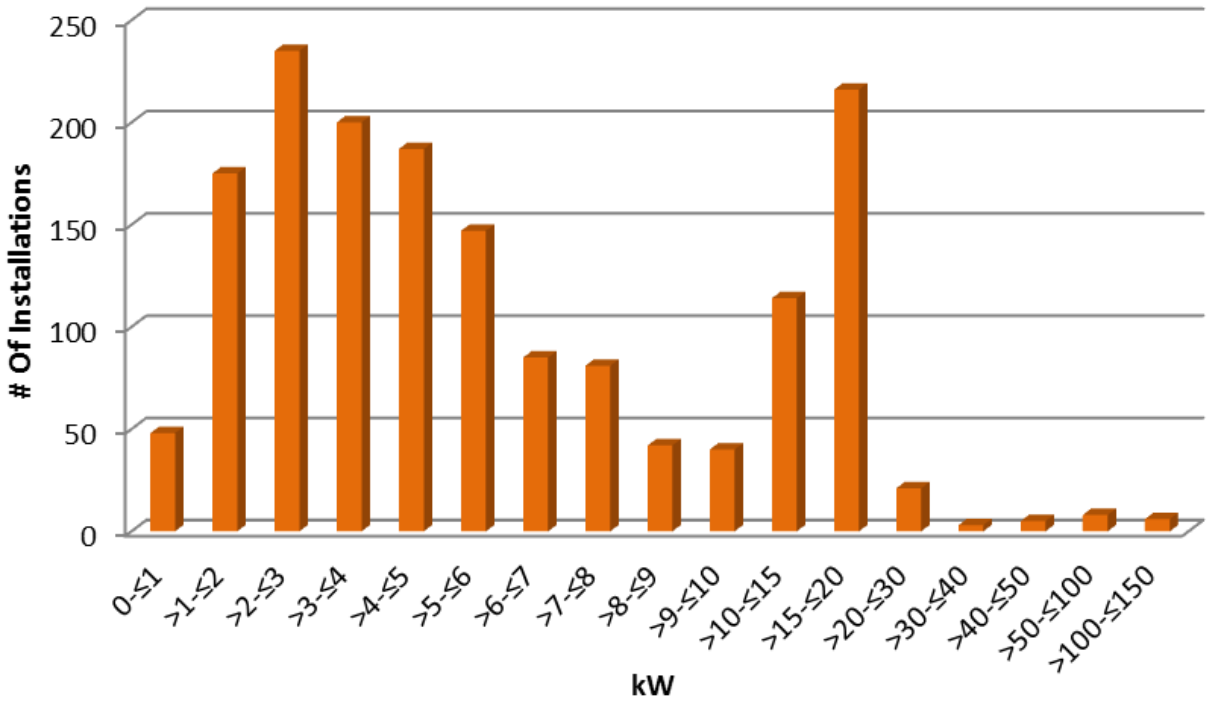

Figure 10: Histogram of Wind Net Metering Installations

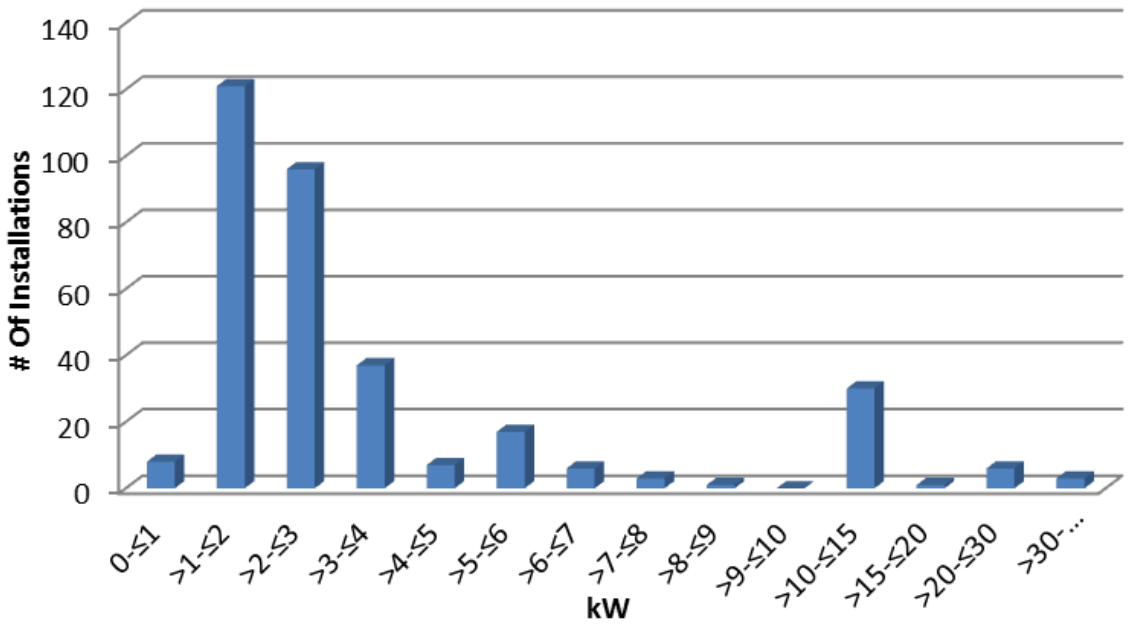

Michigan's Solar Programs

Consumers Energy and DTE Electric continued previously established solar programs designed to incentivize solar installations. During 2013, Cherryland Electric Cooperative and Traverse City Light & Power implemented Michigan's first community solar program. Tri-County Electric's Solar Garden Program began in 2014. Consumers Energy Company's Community Solar Program was approved by the Commission in May 2015.[4]

Experimental Advanced Renewable Program

Consumers Energy's original Experimental Advanced Renewable Program (EARP) was approved by the Commission in 2009. The maximum program size was 2 MW (2,000 kW) with 1,500 kW reserved for commercial projects and the remaining 500 kW allotted to residential projects. In June 2011, the company announced that the program had become fully subscribed after completing 102 agreements. After careful review and design, Consumers Energy expanded the program by an additional 3 MW. The Commission approved the expanded program in May 2011 with the option for additional capacity should program funding allow. Later in 2011, the Commission approved an additional 0.25 MW for a total of 5.25 MW. Based on its most recently filed case, the company expects to be able to fund a total of 7 MW of solar installations through 2015 under its EARP.

Under Consumers Energy's original EARP (Phase 1 and 2), customers receive a firm price for each kilowatt hour (kWh) generated by the customer's solar generation system over a 12 year period. Phase 1 agreements began in September 2009 paying $0.65 per kWh for residential systems up to 20 kW and $0.45 per kWh for commercial systems up to 150 kW.

[4] http://efile.mpsc.state.mi.us/efile/docs/17752/0037.pdf

Phase 2 agreements began in May 2010 paying $0.525 per kWh for residential systems up to 20 kW and $0.375 per kWh for commercial systems up to 150 kW.

The 5 MWs of capacity under the expanded program are split between residential and non-residential customers and will be awarded in phases pertaining to the respective customer class. The price is set with a maximum offer of $0.259 per kWh, which was dynamic; increasing or decreasing based on interest in prior phases. Additionally, the company offers a $0.001 per kWh bonus for systems constructed using both Michigan labor and Michigan materials. As of January 2015, the offer price is fixed at $0.240 per kWh for all new residential participants, and $0.199 per kWh for all new non-residential participants.

A system's size is limited to the customer's annual electricity use, similar to the net-metering program. This is a change from the original Phase 1 and 2 of the EARP that allowed for systems larger than customer use within the respective category. The program will continue to add new participants until the approved budget is filled or the end of 2015, whichever comes first. Agreements will have 15 year terms or will expire at the end of the Renewable Energy Plan period in 2029, whichever comes first.

Consumers Energy has awarded agreements through 34 Phases. Of these phases 18 have been residential phases, 10 have been non-residential with the remainder of the 34 being from the first 2 phases and the developer program. At the end of 2014, Consumers Energy had a total of 5.08 MW of solar capacity participating or under construction as part of the EARP with 3.315 MW operational.

SolarCurrents

DTE Electric's SolarCurrents pilot program initially included a 5 MW customer-owned program and a 15 MW company-owned program. In May 2011, DTE Electric announced that the customer-owned program was fully subscribed. On December 20, 2011, the Commission ordered MPSC Staff to convene a collaborative to explore opportunities for the continuation of the customer-owned SolarCurrents program. Pursuant to the collaborative, the company filed an application for a 2 MW expansion on October 8, 2012 and the Commission approved the application on November 16, 2012, which increased the SolarCurrents Program to 22MW.

The 5 MW Phase 1 customer-owned SolarCurrents program provided an up-front renewable energy credit (REC)[5] payment equal to $2.40 per Watt of installed solar PV which is approximately half of the total system cost. The company will purchase the remaining RECs through a monthly payment/on-bill credit equal to $0.11 per kWh for 20 years. System size is limited by the customer's annual electricity use or by the 20 kW size cap (whichever is smaller).

Phase 2 provides for an up-front purchase of approximately 30% of the RECs the company anticipates will be generated over the life of the system. The remaining RECs will be purchased via monthly bill credits based on actual generation. This purchase is done through $0.02 (for non-residential customers) and $0.03 (for residential customers) per kWh payments starting on the agreement execution date and ending on August 31, 2029, for a maximum term of 16 years. The company accepted applications for the 2 MW Phase 2 program from residential and non-residential customers through four 500 kW tranches. The agreements were

[5] A renewable energy credit is equal to one megawatt hour of renewable generation.

awarded using random selection events starting in January 2013 with the last offering awarded in August 2014. To date, the company has contracted for 5,030 kW from 589 customers representing full participation for Phase 1 of SolarCurrents. For Phase 2 the company has commitments from 263 customers representing 2 MW. Currently, 208 projects representing 1.4 MW have been fully commissioned in Phase 2.

DTE Electric's 15 MW company-owned SolarCurrents program includes solar photovoltaic projects ranging from 60 kW to 1,038 kW that are either located on DTE Energy property or on customer premises. Customers selected to host a solar project receive a one-time, upfront construction payment to cover any inconvenience during installation in addition to an annual easement payment for the life of the installation. Pursuant to two separate competitive solicitations, the company contracted with Nova Consultants, Rudolph Libbe, and Inovateus Solar, LLC to construct up to 15 MW of solar. The panels will be provided by either McNaughton-McKay Electric Company or Inovatus Solar, LLC. Currently, 22 projects are complete totaling 9.90 MW of solar PV capacity. An additional six projects are in the construction, design or feasibility phase totaling approximately 5.1 MW of capacity.

Community Solar

Cherryland Electric Cooperative and Traverse City Light & Power are the first electric providers in Michigan to offer a joint community solar program – Solar Up North (SUN) Alliance Program. The framework for this program comes from the energy optimization standard of Act 295 as opposed to net metering or the renewable energy standard. Cherryland Electric Cooperative members and Traverse City Light & Power customers can purchase solar shares for a one time investment of $470.00 each. The participants receive a $75.00 Energy Optimization rebate per panel. The electric providers use the wholesale electric market prices to determine the amount of monthly bill credit to provide to the participants. It is estimated that the credit will be an average of $2.00 per month. This amount will be based on total monthly array output and will vary based on weather conditions. The community solar program has been very successful and is continuing to grow. As of July 2013, one hundred thirty six shares had been purchased.[6]

In 2014, Tri-County Electric began offering leases as part of its community Solar Garden Program. The solar array is 20.9 kW.

On May 14, 2015 the Commission conditionally approved Consumers Energy's application to add Community Solar to its renewable energy plan. It is the first community solar program offered by a rate regulated utility in Michigan. Participants will be allowed to purchase half kW blocks up to their annual usage and receive bill credits based on a value of solar model for 25 years. The program has a total capacity of up to 10 MW.

Table 3 shows MPSC Staff's estimate of solar projects operating in Michigan at the end of 2014. The solar projects include those from rate regulated electric providers, solar project information voluntarily reported by other electric providers and a solar project MPSC Staff became aware of through news media reports. Projects associated with municipal utilities and those outside of utility solar programs may not be reflected.

[6] See A Guidebook for Community Solar Programs in Michigan Communities http://glrea.org/

Table 3: MPSC Staff's Estimate – 2014 Michigan Installed Solar PV

Program	Number of Installations	Total Solar Installed Capacity kW
Experimental Advanced Renewable Program (Consumers Energy's Earp)	236	3,315
Solar Net Metering (includes DTE Electric's SolarCurrents customer-owned projects)	1,613	12,378
SolarCurrents (DTE Electric-owned projects)	22	9,900
IKEA-Canton Store	1	978
Lansing Board of Water & Light	2	553
Cherryland/Traverse City Light & Power Community Solar	1	52
Tri-County Homewards Community Solar	1	20.9
Total	1,876	27,197 kW

Consumers Energy EARP, DTE Electric SolarCurrents (both customer and company owned) and Cherryland/Traverse City Light & Power data was provided by the companies.

IKEA July 10, 2012 company press release:
http://www.ikea.com/ms/en_US/img/local_store_info/activities/Michigan_%20Largest_Solar_Project_IKEA_Canton.pdf

Detailed lists of net metering customers by utility, type and size are provided in Appendices A, B & C.

Appendix A

Net Metering Installations by Electric Provider, Year End 2014
Category 1: 20 kW and Under, Inverter Based

Total Number of Customers	Utility Total Customers*	Electric Provider	Zip Code	Starting Month & Year	Technology Type	Generator Size (kW)
1	1	Alger Delta	49858	August-03	Hydro	3.00
2	2	Alger Delta	49822	May-05	Wind	10.00
3	3	Alger Delta	49887	May-05	Solar	2.00
4	4	Alger Delta	49887	April-08	Wind	1.90
5	5	Alger Delta	49878	March-10	Wind	3.70
6	6	Alger Delta	49855	July-10	Solar	3.90
7	7	Alger Delta	49855	August-10	Solar	3.10
8	8	Alger Delta	49878	March-11	Solar	2.00
9	9	Alger Delta	49896	April-11	Solar	2.00
10	10	Alger Delta	49839	June-11	Solar	5.06
11	11	Alger Delta	49808	June-11	Solar	2.50
12	12	Alger Delta	49818	October-11	Solar	4.30
13	13	Alger Delta	49808	October-11	Solar	3.45
14	14	Alger Delta	49808	July-12	Solar	3.53
15	15	Alger Delta	49816	July-12	Solar	6.50
16	16	Alger Delta	49866	August-12	Solar	3.50
17	17	Alger Delta	49855	August-12	Solar	4.00
18	18	Alger Delta	49878	November-12	Solar	2.40
19	19	Alger Delta	49878	December-12	Wind	4.80
20	20	Alger Delta	49807	January-13	Solar	5.16
21	21	Alger Delta	49895	July-13	Solar	2.00
22	22	Alger Delta	48116	August-14	Solar	2.95
23	23	Alger Delta	49839	August-14	Wind	2.40
24	1	Alpena	49746	November-06	Solar	10.00
25	2	Alpena	49707	December-06	Wind	3.00
26	3	Alpena	49707	April-08	Wind	1.80
27	4	Alpena	49747	June-08	Wind	1.80
28	5	Alpena	49747	June-08	Wind	1.80
29	6	Alpena	49707	July-08	Wind	1.80
30	7	Alpena	49707	August-08	Wind	1.80
31	8	Alpena	49707	August-08	Wind	1.80
32	9	Alpena	49766	August-08	Wind	1.80
33	10	Alpena	49747	August-08	Wind	1.80
34	11	Alpena	49707	November-08	Wind	1.80
35	12	Alpena	49707	February-09	Wind	10.00

Total Number of Customers	Utility Total Customers*	Electric Provider	Zip Code	Starting Month & Year	Technology Type	Generator Size (kW)
36	13	Alpena	49707	September-08	Wind	3.60
37	14	Alpena	49744	October-08	Wind	1.80
38	15	Alpena	49707	December-08	Wind	1.80
39	16	Alpena	49707	January-09	Wind	1.80
40	17	Alpena	49777	January-09	Wind	1.80
41	18	Alpena	49707	November-10	Wind	1.80
42	19	Alpena	49707	December-09	Wind	1.80
43	1	Cherryland	49643	January-07	Solar	0.60
44	2	Cherryland	49690	February-08	Solar	2.00
45	3	Cherryland	49684	June-08	Wind	1.80
46	4	Cherryland	49670	August-08	Wind	1.80
47	5	Cherryland	49570	May-08	Wind	2.40
48	6	Cherryland	49684	April-08	Wind	1.80
49	7	Cherryland	49686	October-08	Wind	1.80
50	8	Cherryland	49683	December-08	Wind	1.80
51	9	Cherryland	49684	December-08	Wind	2.40
52	10	Cherryland	49621	January-09	Wind	3.60
53	11	Cherryland	49621	January-09	Wind	1.80
54	12	Cherryland	49653	June-09	Wind	2.40
55	13	Cherryland	49686	August-09	Solar	2.00
56	14	Cherryland	49614	October-09	Wind	1.80
57	15	Cherryland	49653	September-09	Wind	1.20
58	16	Cherryland	49650	December-09	Wind	1.80
59	17	Cherryland	49684	May-10	Wind	1.80
60	18	Cherryland	49684	May-10	Solar	2.20
61	19	Cherryland	49640	October-10	Solar	2.20
62	20	Cherryland	49643	September-10	Wind	1.80
63	21	Cherryland	49684	September-10	Solar	4.50
64	22	Cherryland	49617	January-11	Solar	3.40
65	23	Cherryland	49686	May-11	Solar	4.00
66	24	Cherryland	49653	November-11	Solar	2.50
67	25	Cherryland	49684	January-12	Solar	1.90
68	26	Cherryland	49625	May-12	Solar	0.50
69	27	Cherryland	49684	October-12	Solar	1.90
70	28	Cherryland	49684	September-13	Solar	8.80
71	29	Cherryland	49684	March-13	Solar	5.00
72	30	Cherryland	49685	September-13	Solar	7.40
73	31	Cherryland	49682	December-13	Solar	15.00
74	1	Cloverland	49726	October-07	Wind	5.00
75	2	Cloverland	49783	July-08	Wind	1.80
76	3	Cloverland	49725	August-08	Wind	1.80
77	4	Cloverland	49783	September-08	Wind	1.80

Total Number of Customers	Utility Total Customers*	Electric Provider	Zip Code	Starting Month & Year	Technology Type	Generator Size (kW)
78	5	Cloverland	49781	January-09	Wind	2.00
79	6	Cloverland	49715	April-09	Solar	3.52
80	7	Cloverland	49719	June-09	Wind	2.40
81	8	Cloverland	49783	June-09	Wind	2.40
82	9	Cloverland	49840	July-09	Wind	2.40
83	10	Cloverland	49838	August-09	Wind	2.40
84	11	Cloverland	49783	October-09	Wind	2.40
85	12	Cloverland	49719	October-09	Solar	1.20
86	13	Cloverland	49783	November-09	Wind	1.20
87	14	Cloverland	49854	December-09	Wind	2.40
88	15	Cloverland	49715	December-09	Wind	2.40
89	16	Cloverland	49719	December-09	Wind	2.40
90	17	Cloverland	49719	January-10	Wind	2.40
91	18	Cloverland	49840	April-10	Wind	10.00
92	19	Cloverland	49854	April-10	Solar	0.85
93	20	Cloverland	49715	June-10	Wind	10.00
94	21	Cloverland	49725	June-11	Wind	2.40
95	22	Cloverland	49127	June-11	Wind	2.40
96	23	Cloverland	49783	August-11	Solar	2.20
97	24	Cloverland	49781	November-11	Solar	1.96
98	25A	Cloverland	49781	December-11	Wind	3.56
	25B	Cloverland	49781	December-11	Solar	10.56
99	26	Cloverland	49854	August-13	Solar	6.30
100	1	Consumers Energy	49504	February-12	Solar	5.00
101	2	Consumers Energy	48653	August-09	Wind	3.70
102	3	Consumers Energy	48439	August-11	Solar	18.00
103	4	Consumers Energy	49010	October-11	Solar	5.30
104	5	Consumers Energy	48451	September-13	Solar	3.45
105	6	Consumers Energy	49735	May-14	Solar	12.00
106	7A	Consumers Energy	49232	December-10	Wind	2.50
	7B	Consumers Energy	49232	December-10	Solar	2.50
107	8	Consumers Energy	49201	July-10	Wind	2.40
108	9	Consumers Energy	48740	October-12	Solar	5.74
109	10	Consumers Energy	49088	December-13	Solar	6.30
110	11	Consumers Energy	49201	February-11	Wind	10.00
111	12	Consumers Energy	48137	June-13	Solar	1.92
112	13	Consumers Energy	49064	November-09	Wind	10.00
113	14	Consumers Energy	48763	July-10	Wind	1.20
114	15	Consumers Energy	48858	October-10	Solar	2.10
115	16	Consumers Energy	49417	August-13	Solar	4.00
116	17	Consumers Energy	49636	July-14	Solar	3.44
117	18	Consumers Energy	48144	September-09	Wind	1.80

Total Number of Customers	Utility Total Customers*	Electric Provider	Zip Code	Starting Month & Year	Technology Type	Generator Size (kW)
118	19	Consumers Energy	49460	December-14	Solar	19.88
119	20	Consumers Energy	49660	September-10	Wind	1.20
120	21	Consumers Energy	49230	December-12	Solar	9.81
121	22A	Consumers Energy	49010	August-12	Wind	0.40
	22B	Consumers Energy	49010	August-12	Solar	2.00
122	23	Consumers Energy	49284	December-09	Wind	1.80
123	24	Consumers Energy	49684	November-14	Solar	10.00
124	25	Consumers Energy	49684	November-14	Solar	5.00
125	26	Consumers Energy	49712	April-14	Solar	19.85
126	27	Consumers Energy	49712	October-09	Solar	2.00
127	28	Consumers Energy	49316	September-10	Wind	1.20
128	29	Consumers Energy	49306	February-13	Solar	4.34
129	30	Consumers Energy	49668	December-12	Solar	1.00
130	31	Consumers Energy	48118	October-12	Solar	2.40
131	32	Consumers Energy	48813	September-14	Solar	10.00
132	33	Consumers Energy	49546	May-07	Wind	3.70
133	34	Consumers Energy	48507	November-12	Solar	4.60
134	35	Consumers Energy	48646	July-10	Wind	2.40
135	36	Consumers Energy	49431	November-09	Wind	2.40
136	37	Consumers Energy	48169	April-13	Solar	3.22
137	38	Consumers Energy	48864	September-12	Solar	2.58
138	39	Consumers Energy	48640	October-10	Solar	10.00
139	40	Consumers Energy	48875	August-11	Solar	3.20
140	41	Consumers Energy	48854	October-09	Solar	0.84
141	42	Consumers Energy	48626	August-13	Wind	1.50
142	43	Consumers Energy	48642	December-12	Solar	5.00
143	44	Consumers Energy	48708	September-14	Solar	1.00
144	45	Consumers Energy	49701	March-11	Solar	6.00
145	46	Consumers Energy	49415	September-09	Wind	1.20
146	47	Consumers Energy	48747	May-11	Solar	3.84
147	48	Consumers Energy	48439	August-14	Solar	19.90
148	49	Consumers Energy	48838	January-11	Solar	12.24
149	50	Consumers Energy	48838	April-13	Solar	3.84
150	51	Consumers Energy	48838	October-13	Solar	4.00
151	52	Consumers Energy	48827	June-10	Solar	3.20
152	53	Consumers Energy	48623	June-11	Solar	6.10
153	54	Consumers Energy	48827	October-14	Solar	6.00
154	55	Consumers Energy	49614	June-14	Solar	10.00
155	56	Consumers Energy	49684	July-13	Solar	18.70
156	57	Consumers Energy	49684	May-12	Wind	8.00
157	58	Consumers Energy	48628	July-13	Solar	4.00
158	59	Consumers Energy	49068	August-10	Wind	2.40

Total Number of Customers	Utility Total Customers*	Electric Provider	Zip Code	Starting Month & Year	Technology Type	Generator Size (kW)
159	60	Consumers Energy	49601	July-08	Solar	2.50
160	61	Consumers Energy	49460	July-11	Solar	10.06
161	62	Consumers Energy	49688	October-12	Wind	7.50
162	63	Consumers Energy	49014	August-13	Solar	5.10
163	64	Consumers Energy	49096	January-10	Solar	5.50
164	65	Consumers Energy	48801	December-14	Solar	8.88
165	66	Consumers Energy	49321	December-11	Solar	1.40
166	67	Consumers Energy	49240	December-12	Solar	3.68
167	68	Consumers Energy	49506	October-13	Solar	5.84
168	69	Consumers Energy	49341	February-08	Solar	3.00
169	70	Consumers Energy	49333	December-14	Solar	20.00
170	71	Consumers Energy	49621	January-07	Solar	5.50
171	72	Consumers Energy	49408	January-13	Solar	17.94
172	73	Consumers Energy	49009	October-09	Solar	3.00
173	74	Consumers Energy	48651	March-12	Wind	1.90
174	75	Consumers Energy	49424	September-09	Wind	2.40
175	76	Consumers Energy	49253	November-09	Wind	1.20
176	77	Consumers Energy	49330	November-12	Wind	5.00
177	78	Consumers Energy	48436	September-11	Wind	10.00
178	79	Consumers Energy	49635	September-14	Solar	1.00
179	80	Consumers Energy	48875	September-10	Wind	5.50
180	81	Consumers Energy	49014	December-13	Solar	7.50
181	82	Consumers Energy	49341	November-15	Solar	10.00
182	83	Consumers Energy	49008	July-13	Solar	3.84
183	84	Consumers Energy	49670	July-13	Solar	3.12
184	85	Consumers Energy	49301	July-13	Solar	5.00
185	86	Consumers Energy	48616	January-10	Wind	2.40
186	87A	Consumers Energy	49051	July-14	Wind	3.60
	87B	Consumers Energy	49051	July-14	Solar	14.40
187	88	Consumers Energy	48746	September-09	Wind	2.40
188	89	Consumers Energy	49252	April-13	Solar	3.50
189	90	Consumers Energy	48742	January-10	Wind	2.40
190	91	Consumers Energy	49007	August-12	Solar	3.00
191	92	Consumers Energy	48867	September-10	Wind	2.40
192	93	Consumers Energy	49406	January-14	Solar	3.83
193	94	Consumers Energy	49406	December-14	Solar	3.71
194	95	Consumers Energy	49006	December-12	Solar	18.33
195	96	Consumers Energy	48861	September-14	Solar	4.00
196	97	Consumers Energy	49014	October-14	Solar	5.30
197	98	Consumers Energy	49301	August-09	Solar	4.00
198	99	Consumers Energy	49630	April-10	Solar	2.00
199	100	Consumers Energy	48643	May-12	Solar	5.00

Total Number of Customers	Utility Total Customers*	Electric Provider	Zip Code	Starting Month & Year	Technology Type	Generator Size (kW)
200	101	Consumers Energy	48631	August-13	Solar	1.47
201	102	Consumers Energy	49240	November-15	Solar	10.00
202	103	Consumers Energy	49635	September-14	Solar	3.00
203	104A	Consumers Energy	49034	October-11	Wind	3.00
	104B	Consumers Energy	49034	October-11	Solar	1.88
204	105	Consumers Energy	49445	November-14	Solar	5.00
205	106	Consumers Energy	49635	August-07	Solar	1.80
206	107	Consumers Energy	49426	July-14	Wind	10.00
207	108	Consumers Energy	49632	November-13	Solar	4.06
208	109	Consumers Energy	49632	November-13	Solar	15.66
209	110	Consumers Energy	49632	November-13	Solar	5.22
210	111	Consumers Energy	49058	August-09	Wind	1.20
211	112	Consumers Energy	48640	May-13	Solar	4.25
212	113	Consumers Energy	49682	September-11	Solar	18.00
213	114	Consumers Energy	48872	August-11	Wind	1.20
214	115	Consumers Energy	49668	June-11	Solar	2.68
215	116	Consumers Energy	49060	August-11	Solar	1.41
216	117	Consumers Energy	49311	June-14	Solar	3.00
217	118	Consumers Energy	48831	December-09	Wind	2.40
218	119	Consumers Energy	48617	May-09	Solar	1.80
219	120	Consumers Energy	48601	June-12	Solar	7.94
220	121	Consumers Energy	49735	March-10	Wind	1.20
221	122	Consumers Energy	48622	January-10	Wind	3.00
222	123	Consumers Energy	49017	June-14	Solar	6.00
223	124	Consumers Energy	49036	November-10	Wind	2.40
224	125	Consumers Energy	49235	October-09	Wind	2.40
225	126	Consumers Energy	49457	June-12	Solar	2.00
226	127	Consumers Energy	49415	April-13	Solar	5.00
227	128	Consumers Energy	49068	December-09	Wind	2.40
228	129	Consumers Energy	49058	June-14	Solar	7.28
229	130	Consumers Energy	49228	October-09	Wind	2.80
230	131	Consumers Energy	48451	October-14	Solar	3.92
231	132A	Consumers Energy	49221	December-11	Wind	6.00
	132B	Consumers Energy	49221	December-11	Solar	0.86
232	133	Consumers Energy	49686	November-10	Solar	1.80
233	134	Consumers Energy	49441	March-12	Solar	2.30
234	135	Consumers Energy	48612	June-14	Solar	4.86
235	136	Consumers Energy	49417	December-14	Solar	6.00
236	137	Consumers Energy	48451	October-11	Solar	6.40
237	138	Consumers Energy	49617	July-14	Solar	5.00
238	139	Consumers Energy	48732	February-10	Wind	5.00
239	140	Consumers Energy	49201	June-12	Wind	12.00

Total Number of Customers	Utility Total Customers*	Electric Provider	Zip Code	Starting Month & Year	Technology Type	Generator Size (kW)
240	141	Consumers Energy	48657	September-14	Solar	15.12
241	142	Consumers Energy	49221	December-14	Solar	8.40
242	143	Consumers Energy	49337	November-15	Wind	4.20
243	144	Consumers Energy	49348	October-09	Solar	1.10
244	145A	Consumers Energy	49318	October-10	Wind	1.80
	145B	Consumers Energy	49318	October-10	Solar	0.95
245	146	Consumers Energy	49417	August-11	Solar	2.76
246	147	Consumers Energy	49445	May-12	Solar	2.50
247	148	Consumers Energy	48650	February-14	Solar	7.68
248	149	Consumers Energy	49686	January-10	Wind	2.30
249	150	Consumers Energy	48437	September-11	Wind	10.00
250	151	Consumers Energy	49630	June-14	Solar	7.00
251	152	Consumers Energy	49503	August-14	Solar	19.44
252	153	Consumers Energy	49686	August-10	Wind	6.00
253	154	Consumers Energy	48855	November-12	Solar	2.00
254	155	Consumers Energy	49009	October-14	Solar	5.00
255	156	Consumers Energy	49646	October-11	Wind	0.40
256	157	Consumers Energy	49525	December-14	Solar	0.75
257	158	Consumers Energy	48642	September-13	Solar	3.92
258	159	Consumers Energy	48420	September-14	Solar	6.00
259	160	Consumers Energy	48838	February-08	Solar	3.00
260	161	Consumers Energy	49621	June-14	Solar	3.31
261	162	Consumers Energy	49301	August-12	Solar	10.00
262	163	Consumers Energy	49403	January-13	Solar	5.52
263	164A	Consumers Energy	49341	November-10	Wind	4.00
	164B	Consumers Energy	49341	November-10	Solar	6.00
264	165	Consumers Energy	48801	January-11	Solar	3.00
265	166	Consumers Energy	49651	October-09	Wind	1.20
266	167	Consumers Energy	48603	July-11	Solar	4.85
267	168	Consumers Energy	48856	February-11	Wind	10.00
268	169	Consumers Energy	49505	August-14	Solar	1.50
269	170	Consumers Energy	48442	May-13	Solar	1.00
270	171	Consumers Energy	49635	December-12	Solar	1.60
271	172	Consumers Energy	49417	March-14	Solar	1.00
272	173	Consumers Energy	49640	November-13	Solar	1.94
273	174	Consumers Energy	49640	November-13	Solar	4.30
274	175	Consumers Energy	49010	December-14	Solar	16.80
275	176	Consumers Energy	49234	February-12	Wind	20.00
276	177	Consumers Energy	48631	February-12	Solar	2.00
277	178	Consumers Energy	49262	February-14	Solar	20.00
278	179	Consumers Energy	49249	June-14	Solar	3.94
279	180	Consumers Energy	48742	October-09	Wind	3.70

Total Number of Customers	Utility Total Customers*	Electric Provider	Zip Code	Starting Month & Year	Technology Type	Generator Size (kW)
280	181	Consumers Energy	49431	December-10	Wind	7.50
281	182	Consumers Energy	48460	October-09	Wind	3.70
282	183A	Consumers Energy	49079	December-14	Wind	0.50
	183B	Consumers Energy	49079	December-14	Solar	3.70
283	184	Consumers Energy	49328	November-12	Solar	10.20
284	185	Consumers Energy	48616	August-10	Wind	2.40
285	186	Consumers Energy	49418	January-14	Solar	4.50
286	187	Consumers Energy	49439	January-12	Solar	4.60
287	188	Consumers Energy	48840	June-12	Solar	8.28
288	189	Consumers Energy	48823	December-10	Solar	3.00
289	190	Consumers Energy	49444	June-12	Solar	2.50
290	191	Consumers Energy	49053	December-12	Solar	6.00
291	192	Consumers Energy	48636	June-12	Solar	2.14
292	193	Consumers Energy	48436	September-11	Wind	10.00
293	194	Consumers Energy	49333	September-14	Solar	12.00
294	195	Consumers Energy	48463	April-12	Solar	10.26
295	196	Consumers Energy	49330	October-09	Wind	1.20
296	197	Consumers Energy	49348	December-14	Solar	11.00
297	198A	Consumers Energy	48144	June-09	Wind	2.80
	198B	Consumers Energy	48144	June-09	Solar	5.50
298	199	Consumers Energy	48144	January-13	Solar	5.00
299	200	Consumers Energy	49327	December-12	Solar	6.00
300	201	Consumers Energy	49686	February-10	Solar	4.40
301	202	Consumers Energy	49506	September-14	Solar	5.88
302	203	Consumers Energy	49629	September-13	Solar	2.00
303	204	Consumers Energy	48473	October-10	Solar	2.00
304	205	Consumers Energy	49636	October-09	Solar	6.00
305	206	Consumers Energy	48118	November-11	Solar	4.60
306	207	Consumers Energy	49684	December-09	Solar	15.30
307	208	Consumers Energy	49256	November-10	Wind	10.00
308	209	Consumers Energy	49046	October-09	Solar	5.00
309	210	Consumers Energy	48855	August-11	Solar	3.20
310	211	Consumers Energy	49635	January-14	Solar	1.50
311	212	Consumers Energy	49635	January-14	Solar	2.50
312	213	Consumers Energy	49424	March-11	Solar	8.30
313	214	Consumers Energy	49036	November-10	Solar	2.80
314	215	Consumers Energy	48617	September-12	Solar	10.00
315	216	Consumers Energy	48858	October-09	Wind	1.80
316	217	Consumers Energy	49264	November-11	Solar	2.00
317	218	Consumers Energy	48017	December-14	Solar	7.83
318	219	Consumers Energy	49431	June-13	Solar	0.72
319	220	Consumers Energy	48858	January-08	Solar	10.00

Total Number of Customers	Utility Total Customers*	Electric Provider	Zip Code	Starting Month & Year	Technology Type	Generator Size (kW)
320	221	Consumers Energy	48158	November-13	Solar	1.62
321	222	Consumers Energy	48617	October-14	Solar	10.00
322	223	Consumers Energy	49340	August-14	Solar	7.50
323	224	Consumers Energy	49330	September-11	Solar	1.60
324	225	Consumers Energy	48653	April-11	Solar	2.40
325	226	Consumers Energy	48118	December-12	Solar	4.50
326	227	Consumers Energy	48706	February-14	Solar	2.00
327	228A	Consumers Energy	48158	September-10	Wind	5.00
	228B	Consumers Energy	48158	September-10	Solar	4.00
328	229A	Consumers Energy	48623	January-10	Wind	10.00
	229B	Consumers Energy	48623	January-10	Solar	2.50
329	230	Consumers Energy	49670	August-13	Solar	3.90
330	231	Consumers Energy	49423	November-09	Wind	10.00
331	232	Consumers Energy	49058	January-07	Wind	1.80
332	233	Consumers Energy	49267	May-10	Wind	2.20
333	234	Consumers Energy	48430	November-10	Solar	2.40
334	235A	Consumers Energy	49024	November-10	Wind	0.90
	235B	Consumers Energy	49024	November-10	Solar	1.40
335	236	Consumers Energy	48740	August-08	Wind	1.80
336	237	Consumers Energy	49412	September-09	Wind	1.20
337	238	Consumers Energy	49071	December-12	Solar	6.24
338	239	Consumers Energy	48442	April-13	Solar	2.00
339	240	Consumers Energy	49442	June-14	Solar	4.86
340	241	Consumers Energy	49046	September-14	Solar	3.00
341	242	Consumers Energy	49046	September-14	Solar	19.00
342	243	Consumers Energy	49284	July-09	Wind	10.00
343	244A	Consumers Energy	49287	February-11	Wind	6.00
	244B	Consumers Energy	49287	February-11	Solar	2.00
344	245	Consumers Energy	48858	October-13	Wind	5.50
345	246	Consumers Energy	48420	January-13	Solar	8.00
346	247	Consumers Energy	49009	August-13	Solar	3.00
347	248	Consumers Energy	48837	August-09	Wind	1.60
348	249	Consumers Energy	49701	December-09	Solar	2.10
349	250	Consumers Energy	49330	February-12	Wind	5.00
350	251	Consumers Energy	49563	October-12	Solar	3.00
351	252	Consumers Energy	49654	November-13	Solar	2.58
352	253	Consumers Energy	48911	October-13	Solar	5.52
353	254	Consumers Energy	49635	May-10	Solar	4.20
354	255	Consumers Energy	49423	March-12	Wind	10.00
355	256	Consumers Energy	48867	October-10	Wind	2.40
356	257	Consumers Energy	49087	May-14	Solar	7.80
357	258	Consumers Energy	49617	December-12	Solar	4.60

Total Number of Customers	Utility Total Customers*	Electric Provider	Zip Code	Starting Month & Year	Technology Type	Generator Size (kW)
358	259	Consumers Energy	49002	September-11	Solar	1.25
359	260	Consumers Energy	48436	August-11	Wind	10.00
360	261	Consumers Energy	49426	November-15	Solar	3.57
361	262	Consumers Energy	48742	May-13	Wind	3.70
362	263	Consumers Energy	49053	September-09	Solar	5.00
363	264	Consumers Energy	48750	September-14	Solar	5.52
364	265	Consumers Energy	48616	September-09	Wind	2.40
365	266	Consumers Energy	49009	August-14	Solar	4.59
366	267	Consumers Energy	49349	August-13	Solar	4.80
367	268	Consumers Energy	49008	June-12	Solar	2.87
368	269	Consumers Energy	48442	June-12	Solar	2.04
369	270	Consumers Energy	48801	March-14	Solar	2.16
370	271	Consumers Energy	49319	August-14	Solar	5.60
371	272	Consumers Energy	48762	August-09	Wind	3.70
372	273	Consumers Energy	48623	January-13	Solar	19.92
373	274	Consumers Energy	49621	January-11	Wind	10.00
374	275	Consumers Energy	48625	August-10	Solar	4.00
375	276	Consumers Energy	49451	September-09	Wind	1.80
376	277	Consumers Energy	49548	November-10	Solar	3.00
377	278	Consumers Energy	48657	October-14	Solar	10.08
378	279	Consumers Energy	49250	February-12	Solar	19.80
379	280	Consumers Energy	48813	August-12	Wind	3.30
380	281	Consumers Energy	49675	July-08	Wind	1.80
381	282	Consumers Energy	49721	November-10	Wind	2.40
382	283	Consumers Energy	49721	November-10	Wind	2.40
383	284	Consumers Energy	49408	October-09	Solar	3.00
384	285A	Consumers Energy	48866	February-11	Wind	1.20
	285B	Consumers Energy	48866	February-11	Solar	1.05
385	286	Consumers Energy	49201	August-12	Solar	11.52
386	287	Consumers Energy	49506	October-14	Solar	2.97
387	288	Consumers Energy	48642	August-13	Solar	1.44
388	289	Consumers Energy	48463	October-12	Solar	14.00
389	290	Consumers Energy	48829	February-14	Solar	0.70
390	291	Consumers Energy	49068	December-12	Wind	2.40
391	292	Consumers Energy	49265	August-13	Solar	4.20
392	293	Consumers Energy	49452	March-12	Solar	2.30
393	294	Consumers Energy	49024	November-13	Solar	6.38
394	295	Consumers Energy	48473	December-11	Wind	4.80
395	296	Consumers Energy	49445	May-12	Solar	2.50
396	297	Consumers Energy	48609	December-14	Solar	8.60
397	298	Consumers Energy	49245	July-10	Solar	17.50
398	299	Consumers Energy	48858	November-11	Wind	2.40

Total Number of Customers	Utility Total Customers*	Electric Provider	Zip Code	Starting Month & Year	Technology Type	Generator Size (kW)
399	300	Consumers Energy	48616	January-13	Solar	7.20
400	301	Consumers Energy	49096	October-14	Solar	3.00
401	302	Consumers Energy	49424	February-13	Solar	20.00
402	303	Consumers Energy	49091	August-11	Solar	5.00
403	304	Consumers Energy	48137	September-14	Solar	9.84
404	305	Consumers Energy	49444	April-13	Solar	15.51
405	306	Consumers Energy	49064	June-14	Solar	0.69
406	307A	Consumers Energy	49307	August-09	Wind	1.20
	307B	Consumers Energy	49307	August-09	Solar	5.00
407	308	Consumers Energy	49670	February-14	Solar	20.00
408	309	Consumers Energy	49670	February-14	Solar	20.00
409	310	Consumers Energy	49670	February-14	Solar	9.20
410	311	Consumers Energy	49670	November-14	Solar	12.00
411	312	Consumers Energy	49635	November-13	Solar	3.00
412	313	Consumers Energy	49425	April-12	Solar	1.00
413	314	Consumers Energy	49221	March-12	Wind	20.00
414	315	Consumers Energy	48642	February-14	Solar	1.44
415	316	Consumers Energy	49221	September-14	Wind	20.00
416	317	Consumers Energy	48463	November-13	Solar	19.92
417	318	Consumers Energy	49503	November-09	Wind	1.20
418	319	Consumers Energy	49625	October-13	Solar	2.40
419	320	Consumers Energy	49348	March-14	Solar	2.00
420	1	DTE Electric	48001	March-11	Solar	1.20
421	2	DTE Electric	48001	June-11	Solar	3.52
422	3	DTE Electric	48001	July-10	Solar	1.52
423	4	DTE Electric	48001	September-10	Solar	1.26
424	5	DTE Electric	48002	June-11	Solar	6.87
425	6	DTE Electric	48002	February-10	Solar	2.09
426	7	DTE Electric	48002	March-12	Solar	3.00
427	8	DTE Electric	48003	March-14	Solar	5.16
428	9	DTE Electric	48005	April-12	Solar	19.01
429	10A	DTE Electric	48005	February-12	Solar	4.86
	10B	DTE Electric	48005	February-12	Solar	4.86
430	11	DTE Electric	48006	December-09	Wind	1.80
431	12	DTE Electric	48009	September-10	Solar	2.15
432	13	DTE Electric	48009	July-11	Solar	4.20
433	14A	DTE Electric	48009	October-13	Solar	5.99
	14B	DTE Electric	48009	August-14	Solar	0.95
434	15	DTE Electric	48009	December-14	Solar	6.45
435	16	DTE Electric	48009	January-12	Solar	7.10
436	17	DTE Electric	48014	October-13	Solar	5.20
437	18	DTE Electric	48014	February-11	Solar	19.01

Total Number of Customers	Utility Total Customers*	Electric Provider	Zip Code	Starting Month & Year	Technology Type	Generator Size (kW)
438	19	DTE Electric	48015	November-09	Wind	1.00
439	20	DTE Electric	48015	January-11	Solar	18.98
440	21	DTE Electric	48017	April-11	Solar	8.99
441	22	DTE Electric	48017	December-09	Solar	3.61
442	23	DTE Electric	48021	May-10	Solar	1.52
443	24	DTE Electric	48021	June-14	Solar	2.85
444	25	DTE Electric	48022	September-08	Wind	1.80
445	26	DTE Electric	48022	January-11	Solar	9.11
446	27	DTE Electric	48023	October-12	Solar	7.98
447	28	DTE Electric	48023	November-10	Solar	4.80
448	29	DTE Electric	48025	November-13	Solar	8.60
449	30	DTE Electric	48025	October-13	Solar	4.73
450	31	DTE Electric	48025	July-11	Solar	5.88
451	32	DTE Electric	48025	February-10	Solar	2.09
452	33	DTE Electric	48025	November-12	Solar	3.87
453	34	DTE Electric	48026	June-11	Solar	2.23
454	35	DTE Electric	48026	March-11	Solar	1.90
455	36	DTE Electric	48028	November-09	Wind	1.00
456	37A	DTE Electric	48028	March-11	Solar	3.99
	37B	DTE Electric	48028	April-12	Wind	1.80
457	38	DTE Electric	48032	October-10	Solar	19.01
458	39A	DTE Electric	48032	January-12	Wind	1.00
	39B	DTE Electric	48032	January-12	Solar	1.38
459	40	DTE Electric	48033	October-12	Solar	1.08
460	41	DTE Electric	48033	March-13	Solar	2.58
461	42	DTE Electric	48033	September-10	Solar	9.68
462	43	DTE Electric	48034	June-11	Solar	9.03
463	44	DTE Electric	48034	October-12	Solar	2.00
464	45	DTE Electric	48035	October-10	Solar	5.70
465	46	DTE Electric	48036	November-14	Solar	2.15
466	47	DTE Electric	48038	July-12	Solar	2.80
467	48	DTE Electric	48038	August-14	Solar	2.96
468	49	DTE Electric	48038	November-14	Solar	4.89
469	50	DTE Electric	48041	December-10	Solar	5.32
470	51	DTE Electric	48042	July-10	Solar	1.71
471	52	DTE Electric	48044	August-11	Solar	5.23
472	53	DTE Electric	48045	May-14	Solar	4.67
473	54	DTE Electric	48045	July-11	Solar	5.32
474	55	DTE Electric	48045	October-10	Solar	2.87
475	56	DTE Electric	48047	March-10	Solar	2.94
476	57	DTE Electric	48047	November-11	Solar	0.76
477	58	DTE Electric	48048	June-12	Wind	1.80

Total Number of Customers	Utility Total Customers*	Electric Provider	Zip Code	Starting Month & Year	Technology Type	Generator Size (kW)
478	59	DTE Electric	48050	May-11	Solar	19.01
479	60	DTE Electric	48051	December-09	Solar	8.26
480	61	DTE Electric	48059	November-10	Solar	7.22
481	62	DTE Electric	48059	April-10	Solar	1.90
482	63A	DTE Electric	48060	March-09	Wind	1.80
	63B	DTE Electric	48060	March-09	Solar	2.88
483	64A	DTE Electric	48060	March-11	Wind	10.40
	64B	DTE Electric	48060	March-11	Solar	1.08
484	65	DTE Electric	48060	July-11	Solar	7.56
485	66	DTE Electric	48062	December-11	Solar	14.00
486	67	DTE Electric	48063	September-11	Solar	10.83
487	68	DTE Electric	48064	November-10	Solar	3.44
488	69	DTE Electric	48065	September-14	Solar	13.00
489	70	DTE Electric	48066	May-10	Solar	1.52
490	71	DTE Electric	48066	June-10	Solar	5.00
491	72A	DTE Electric	48066	April-11	Wind	1.80
	72B	DTE Electric	48066	April-11	Solar	3.00
492	73	DTE Electric	48067	January-11	Solar	4.75
493	74	DTE Electric	48067	August-14	Solar	3.83
494	75	DTE Electric	48067	May-11	Solar	19.00
495	76	DTE Electric	48067	May-11	Solar	19.00
496	77	DTE Electric	48070	February-12	Solar	18.39
497	78	DTE Electric	48071	February-12	Solar	1.85
498	79	DTE Electric	48071	March-12	Solar	0.86
499	80	DTE Electric	48071	April-13	Solar	1.82
500	81	DTE Electric	48071	March-11	Solar	4.30
501	82	DTE Electric	48072	August-14	Solar	3.83
502	83	DTE Electric	48072	August-14	Solar	5.43
503	84	DTE Electric	48072	May-13	Solar	4.90
504	85A	DTE Electric	48073	October-12	Wind	1.50
	85B	DTE Electric	48073	October-12	Solar	17.34
505	86	DTE Electric	48073	August-14	Solar	4.94
506	87	DTE Electric	48073	August-14	Solar	3.80
507	88	DTE Electric	48073	January-11	Solar	5.50
508	89	DTE Electric	48074	June-10	Solar	4.90
509	90	DTE Electric	48075	October-12	Solar	1.94
510	91	DTE Electric	48075	August-14	Solar	1.00
511	92	DTE Electric	48076	March-13	Solar	1.72
512	93	DTE Electric	48076	March-13	Solar	1.72
513	94	DTE Electric	48076	December-10	Solar	1.26
514	95	DTE Electric	48079	September-12	Solar	5.00
515	96	DTE Electric	48079	August-13	Solar	1.50

Total Number of Customers	Utility Total Customers*	Electric Provider	Zip Code	Starting Month & Year	Technology Type	Generator Size (kW)
516	97	DTE Electric	48079	August-14	Solar	8.60
517	98A	DTE Electric	48079	August-08	Solar	3.95
	98B	DTE Electric	48079	January-14	Solar	5.00
518	99	DTE Electric	48079	May-13	Solar	4.85
519	100	DTE Electric	48079	May-10	Solar	5.10
520	101	DTE Electric	48079	June-10	Solar	9.08
521	102	DTE Electric	48080	January-12	Solar	18.95
522	103	DTE Electric	48080	August-11	Solar	9.57
523	104	DTE Electric	48082	April-11	Solar	5.04
524	105	DTE Electric	48083	November-14	Solar	5.45
525	106	DTE Electric	48083	February-12	Solar	0.95
526	107	DTE Electric	48084	April-11	Wind	2.00
527	108	DTE Electric	48084	September-08	Solar	1.50
528	109	DTE Electric	48084	July-11	Solar	2.23
529	110	DTE Electric	48084	October-10	Solar	5.87
530	111	DTE Electric	48084	July-10	Solar	5.70
531	112	DTE Electric	48085	October-13	Solar	6.45
532	113	DTE Electric	48085	January-10	Solar	3.04
533	114A	DTE Electric	48088	February-09	Solar	2.40
	114B	DTE Electric	48088	March-11	Wind	1.00
534	115	DTE Electric	48089	May-10	Solar	1.14
535	116	DTE Electric	48091	February-14	Solar	7.00
536	117	DTE Electric	48092	June-11	Solar	17.50
537	118	DTE Electric	48092	September-10	Solar	1.26
538	119	DTE Electric	48092	February-12	Solar	12.90
539	120	DTE Electric	48093	July-12	Solar	10.00
540	121	DTE Electric	48093	April-12	Solar	8.00
541	122	DTE Electric	48093	August-11	Solar	3.90
542	123	DTE Electric	48093	October-11	Solar	15.20
543	124	DTE Electric	48094	June-11	Solar	5.04
544	125	DTE Electric	48094	February-11	Solar	18.91
545	126	DTE Electric	48095	November-10	Solar	8.80
546	127	DTE Electric	48095	December-14	Solar	19.20
547	128	DTE Electric	48097	June-10	Solar	19.01
548	129	DTE Electric	48097	June-11	Solar	13.39
549	130	DTE Electric	48097	June-11	Solar	17.47
550	131	DTE Electric	48097	January-13	Solar	2.57
551	132	DTE Electric	48097	January-12	Solar	16.11
552	133	DTE Electric	48097	July-12	Solar	9.03
553	134	DTE Electric	48097	August-11	Solar	12.48
554	135A	DTE Electric	48098	October-10	Solar	5.70
	135B	DTE Electric	48098	February-13	Solar	4.09

Total Number of Customers	Utility Total Customers*	Electric Provider	Zip Code	Starting Month & Year	Technology Type	Generator Size (kW)
	135C	DTE Electric	48098	October-13	Solar	1.50
555	136	DTE Electric	48098	May-11	Solar	7.03
556	137	DTE Electric	48098	November-10	Solar	3.60
557	138	DTE Electric	48098	September-13	Solar	5.00
558	139	DTE Electric	48101	October-10	Solar	2.14
559	140	DTE Electric	48101	February-11	Solar	19.02
560	141	DTE Electric	48103	November-05	Solar	10.00
561	142	DTE Electric	48103	April-11	Solar	5.00
562	143	DTE Electric	48103	June-11	Solar	5.78
563	144	DTE Electric	48103	September-14	Solar	4.89
564	145	DTE Electric	48103	July-10	Solar	2.81
565	146	DTE Electric	48103	September-11	Solar	10.64
566	147	DTE Electric	48103	March-14	Solar	3.88
567	148	DTE Electric	48103	December-10	Solar	7.60
568	149	DTE Electric	48103	May-13	Solar	3.44
569	150	DTE Electric	48103	June-11	Solar	2.28
570	151	DTE Electric	48103	June-11	Solar	7.56
571	152	DTE Electric	48103	October-12	Solar	5.81
572	153	DTE Electric	48103	March-14	Solar	2.80
573	154	DTE Electric	48103	October-09	Solar	6.07
574	155	DTE Electric	48103	September-14	Solar	3.06
575	156	DTE Electric	48103	May-13	Solar	5.16
576	157	DTE Electric	48103	May-13	Solar	4.90
577	158	DTE Electric	48103	November-13	Solar	1.96
578	159	DTE Electric	48103	March-14	Solar	20.00
579	160A	DTE Electric	48103	December-10	Solar	10.31
	160B	DTE Electric	48103	January-12	Solar	2.38
580	161	DTE Electric	48103	June-13	Solar	2.50
581	162A	DTE Electric	48103	May-13	Solar	4.52
	162B	DTE Electric	48103	August-14	Solar	2.37
582	163	DTE Electric	48103	May-14	Solar	2.81
583	164	DTE Electric	48103	January-13	Solar	4.00
584	165	DTE Electric	48103	July-14	Solar	5.60
585	166	DTE Electric	48103	July-13	Solar	5.30
586	167	DTE Electric	48103	June-13	Solar	7.74
587	168	DTE Electric	48103	November-11	Solar	13.75
588	169	DTE Electric	48103	November-10	Solar	1.87
589	170	DTE Electric	48103	August-11	Solar	18.79
590	171	DTE Electric	48103	September-14	Solar	1.50
591	172	DTE Electric	48103	September-11	Solar	9.12
592	173	DTE Electric	48103	October-11	Solar	3.76
593	174	DTE Electric	48103	June-14	Solar	3.50

Total Number of Customers	Utility Total Customers*	Electric Provider	Zip Code	Starting Month & Year	Technology Type	Generator Size (kW)
594	175	DTE Electric	48103	February-13	Solar	4.70
595	176	DTE Electric	48103	December-13	Solar	2.83
596	177	DTE Electric	48103	February-13	Solar	9.03
597	178	DTE Electric	48103	December-13	Solar	6.00
598	179	DTE Electric	48103	August-11	Solar	2.94
599	180	DTE Electric	48103	September-11	Solar	1.52
600	181	DTE Electric	48103	November-13	Solar	4.19
601	182	DTE Electric	48103	January-11	Solar	1.71
602	183	DTE Electric	48103	October-14	Solar	3.80
603	184	DTE Electric	48103	September-10	Solar	3.80
604	185A	DTE Electric	48103	June-10	Solar	6.12
	185B	DTE Electric	48103	October-10	Solar	1.33
605	186	DTE Electric	48103	January-10	Wind	1.80
606	187	DTE Electric	48103	April-11	Solar	2.64
607	188	DTE Electric	48103	January-12	Solar	4.81
608	189	DTE Electric	48103	October-13	Solar	14.60
609	190	DTE Electric	48103	June-10	Solar	6.12
610	191	DTE Electric	48103	January-11	Solar	5.04
611	192	DTE Electric	48103	January-14	Solar	3.89
612	193	DTE Electric	48103	March-13	Solar	6.02
613	194	DTE Electric	48103	November-14	Solar	5.20
614	195	DTE Electric	48103	October-14	Solar	3.00
615	196	DTE Electric	48103	July-13	Solar	2.58
616	197	DTE Electric	48103	December-14	Solar	9.42
617	198	DTE Electric	48103	November-10	Solar	7.56
618	199	DTE Electric	48103	June-12	Solar	9.00
619	200	DTE Electric	48103	March-11	Solar	0.95
620	201	DTE Electric	48103	October-10	Solar	4.56
621	202	DTE Electric	48103	January-14	Solar	4.73
622	203	DTE Electric	48103	August-14	Solar	9.46
623	204	DTE Electric	48103	December-10	Solar	6.09
624	205	DTE Electric	48103	March-10	Solar	2.67
625	206	DTE Electric	48103	December-13	Solar	4.30
626	207	DTE Electric	48103	June-11	Solar	6.52
627	208	DTE Electric	48103	July-11	Solar	7.27
628	209	DTE Electric	48103	January-11	Solar	4.75
629	210	DTE Electric	48103	July-10	Solar	3.76
630	211A	DTE Electric	48103	January-11	Solar	4.94
	211B	DTE Electric	48103	June-11	Solar	1.52
631	212	DTE Electric	48103	July-13	Solar	1.72
632	213	DTE Electric	48103	November-11	Solar	7.56
633	214	DTE Electric	48103	July-10	Solar	5.13

Total Number of Customers	Utility Total Customers*	Electric Provider	Zip Code	Starting Month & Year	Technology Type	Generator Size (kW)
634	215	DTE Electric	48103	January-12	Solar	8.60
635	216	DTE Electric	48103	March-14	Solar	6.00
636	217	DTE Electric	48103	January-10	Wind	1.80
637	218	DTE Electric	48103	March-14	Solar	4.73
638	219	DTE Electric	48103	March-14	Solar	3.00
639	220	DTE Electric	48103	January-14	Solar	3.00
640	221	DTE Electric	48103	February-14	Solar	2.88
641	222	DTE Electric	48103	February-14	Solar	2.88
642	223	DTE Electric	48103	April-14	Solar	4.15
643	224	DTE Electric	48103	March-14	Solar	2.85
644	225	DTE Electric	48103	December-13	Solar	3.00
645	226	DTE Electric	48103	May-14	Solar	3.14
646	227	DTE Electric	48103	May-14	Solar	3.63
647	228	DTE Electric	48103	May-14	Solar	2.36
648	229	DTE Electric	48103	December-13	Solar	18.66
649	230	DTE Electric	48103	August-07	Solar	5.52
650	231	DTE Electric	48103	August-11	Solar	7.45
651	232	DTE Electric	48103	August-11	Solar	6.19
652	233	DTE Electric	48103	February-11	Solar	6.00
653	234	DTE Electric	48103	February-11	Solar	5.00
654	235	DTE Electric	48103	July-14	Solar	3.89
655	236	DTE Electric	48103	January-14	Solar	13.75
656	237	DTE Electric	48103	October-14	Solar	13.50
657	238	DTE Electric	48103	October-14	Solar	2.83
658	239	DTE Electric	48103	June-14	Solar	7.10
659	240	DTE Electric	48104	August-11	Solar	16.34
660	241	DTE Electric	48104	June-12	Solar	2.95
661	242	DTE Electric	48104	November-13	Solar	3.00
662	243	DTE Electric	48104	October-14	Solar	18.90
663	244	DTE Electric	48104	January-10	Solar	1.43
664	245	DTE Electric	48104	July-11	Solar	4.00
665	246	DTE Electric	48104	September-12	Solar	0.86
666	247	DTE Electric	48104	September-14	Solar	3.00
667	248	DTE Electric	48104	July-14	Solar	3.50
668	249	DTE Electric	48104	November-14	Solar	9.45
669	250	DTE Electric	48104	December-11	Solar	4.75
670	251	DTE Electric	48104	October-10	Solar	18.85
671	252	DTE Electric	48104	June-11	Solar	5.32
672	253	DTE Electric	48104	November-14	Solar	3.00
673	254	DTE Electric	48104	May-11	Solar	5.03
674	255	DTE Electric	48104	December-10	Solar	2.28
675	256	DTE Electric	48104	November-09	Solar	3.36

Total Number of Customers	Utility Total Customers*	Electric Provider	Zip Code	Starting Month & Year	Technology Type	Generator Size (kW)
676	257	DTE Electric	48104	July-13	Solar	2.40
677	258	DTE Electric	48104	November-14	Solar	2.60
678	259	DTE Electric	48104	August-10	Solar	3.61
679	260	DTE Electric	48104	September-09	Solar	4.00
680	261	DTE Electric	48104	July-12	Solar	10.28
681	262	DTE Electric	48104	November-13	Solar	4.50
682	263	DTE Electric	48104	November-13	Solar	2.15
683	264	DTE Electric	48104	April-09	Solar	2.08
684	265	DTE Electric	48104	July-10	Solar	4.80
685	266	DTE Electric	48105	October-08	Wind	10.00
686	267	DTE Electric	48105	December-10	Solar	4.18
687	268	DTE Electric	48105	August-14	Solar	5.45
688	269	DTE Electric	48105	May-11	Solar	7.25
689	270	DTE Electric	48105	February-12	Solar	1.51
690	271A	DTE Electric	48105	September-09	Solar	3.00
	271B	DTE Electric	48105	May-10	Solar	2.27
691	272	DTE Electric	48105	November-10	Solar	4.81
692	273	DTE Electric	48105	October-14	Solar	14.39
693	274	DTE Electric	48105	November-11	Solar	10.00
694	275	DTE Electric	48105	May-13	Solar	2.52
695	276	DTE Electric	48105	October-14	Solar	12.01
696	277	DTE Electric	48105	June-14	Solar	6.00
697	278A	DTE Electric	48105	September-12	Solar	1.94
	278B	DTE Electric	48105	April-13	Solar	1.08
698	279	DTE Electric	48105	June-14	Solar	3.44
699	280A	DTE Electric	48105	July-11	Solar	4.28
	280B	DTE Electric	48105	July-11	Solar	14.00
700	281	DTE Electric	48105	December-14	Solar	4.59
701	282	DTE Electric	48105	September-13	Solar	9.46
702	283	DTE Electric	48105	April-11	Solar	4.70
703	284	DTE Electric	48105	August-14	Solar	5.73
704	285	DTE Electric	48105	January-12	Solar	2.52
705	286	DTE Electric	48105	October-11	Solar	3.87
706	287	DTE Electric	48105	August-12	Solar	4.52
707	288	DTE Electric	48105	April-13	Solar	3.87
708	289	DTE Electric	48105	August-14	Solar	2.20
709	290	DTE Electric	48105	April-14	Solar	2.55
710	291	DTE Electric	48105	December-10	Solar	7.41
711	292	DTE Electric	48105	October-14	Solar	3.20
712	293	DTE Electric	48105	August-14	Solar	5.20
713	294	DTE Electric	48105	January-14	Solar	2.20
714	295	DTE Electric	48105	June-11	Solar	7.60

Total Number of Customers	Utility Total Customers*	Electric Provider	Zip Code	Starting Month & Year	Technology Type	Generator Size (kW)
715	296	DTE Electric	48105	October-13	Solar	8.60
716	297	DTE Electric	48105	December-10	Solar	7.95
717	298	DTE Electric	48108	February-12	Solar	12.00
718	299	DTE Electric	48108	July-11	Solar	6.08
719	300	DTE Electric	48108	June-12	Solar	4.94
720	301	DTE Electric	48108	December-14	Solar	4.50
721	302	DTE Electric	48108	September-13	Solar	2.58
722	303	DTE Electric	48108	February-12	Solar	18.00
723	304	DTE Electric	48108	January-14	Solar	7.50
724	305	DTE Electric	48111	May-11	Solar	6.84
725	306	DTE Electric	48111	August-12	Solar	9.70
726	307	DTE Electric	48111	August-14	Solar	3.60
727	308	DTE Electric	48111	January-12	Solar	9.17
728	309	DTE Electric	48111	August-10	Solar	6.56
729	310	DTE Electric	48111	August-14	Solar	4.30
730	311	DTE Electric	48111	February-13	Solar	2.07
731	312	DTE Electric	48111	August-10	Solar	3.93
732	313	DTE Electric	48111	November-13	Solar	4.20
733	314	DTE Electric	48111	January-14	Solar	10.00
734	315	DTE Electric	48111	November-11	Solar	19.19
735	316	DTE Electric	48111	August-12	Solar	19.35
736	317	DTE Electric	48111	February-14	Solar	2.80
737	318	DTE Electric	48111	December-10	Solar	5.32
738	319	DTE Electric	48111	August-14	Solar	11.40
739	320	DTE Electric	48114	December-14	Solar	16.70
740	321	DTE Electric	48114	June-10	Solar	4.56
741	322	DTE Electric	48114	April-10	Solar	3.90
742	323	DTE Electric	48114	September-14	Solar	12.96
743	324	DTE Electric	48116	October-11	Solar	19.00
744	325	DTE Electric	48116	March-11	Solar	5.71
745	326A	DTE Electric	48116	September-10	Wind	1.00
	326B	DTE Electric	48116	September-10	Solar	8.36
746	327	DTE Electric	48116	January-11	Solar	4.42
747	328	DTE Electric	48116	February-10	Solar	2.86
748	329	DTE Electric	48116	September-13	Solar	10.48
749	330A	DTE Electric	48116	June-13	Solar	1.50
	330B	DTE Electric	48116	October-13	Solar	1.29
750	331	DTE Electric	48116	December-10	Solar	2.58
751	332	DTE Electric	48116	November-11	Solar	19.11
752	333	DTE Electric	48116	November-14	Solar	4.62
753	334	DTE Electric	48116	September-10	Solar	4.00
754	335	DTE Electric	48116	February-11	Solar	4.01

Total Number of Customers	Utility Total Customers*	Electric Provider	Zip Code	Starting Month & Year	Technology Type	Generator Size (kW)
755	336	DTE Electric	48117	January-11	Solar	5.00
756	337	DTE Electric	48117	January-11	Solar	2.90
757	338	DTE Electric	48118	November-13	Solar	4.95
758	339	DTE Electric	48118	December-13	Solar	16.50
759	340	DTE Electric	48118	December-14	Solar	10.00
760	341	DTE Electric	48118	September-10	Solar	4.75
761	342	DTE Electric	48118	September-10	Solar	1.90
762	343	DTE Electric	48118	December-11	Solar	15.84
763	344	DTE Electric	48120	February-12	Solar	14.12
764	345	DTE Electric	48124	February-11	Solar	1.90
765	346	DTE Electric	48124	July-14	Solar	2.88
766	347	DTE Electric	48124	April-11	Solar	3.80
767	348	DTE Electric	48124	January-10	Solar	2.26
768	349	DTE Electric	48124	January-12	Solar	5.46
769	350	DTE Electric	48124	January-11	Solar	2.52
770	351	DTE Electric	48125	September-10	Solar	1.20
771	352	DTE Electric	48126	July-11	Solar	17.88
772	353	DTE Electric	48126	August-11	Solar	18.00
773	354	DTE Electric	48126	October-10	Solar	1.14
774	355	DTE Electric	48127	May-11	Solar	2.41
775	356	DTE Electric	48127	August-11	Solar	17.88
776	357	DTE Electric	48127	August-12	Solar	6.84
777	358	DTE Electric	48130	October-14	Solar	6.00
778	359A	DTE Electric	48130	July-11	Solar	2.00
	359B	DTE Electric	48130	July-11	Solar	5.84
779	360	DTE Electric	48130	May-11	Solar	10.50
780	361	DTE Electric	48130	December-10	Solar	19.00
781	362	DTE Electric	48130	December-14	Solar	7.60
782	363	DTE Electric	48130	May-10	Solar	3.42
783	364	DTE Electric	48130	January-14	Solar	8.00
784	365	DTE Electric	48130	July-11	Solar	6.86
785	366	DTE Electric	48130	October-10	Solar	7.00
786	367A	DTE Electric	48130	June-10	Solar	5.32
	367B	DTE Electric	48130	January-11	Solar	2.66
787	368	DTE Electric	48130	December-10	Solar	7.00
788	369	DTE Electric	48130	January-10	Solar	4.89
789	370	DTE Electric	48130	October-14	Solar	3.80
790	371	DTE Electric	48130	February-13	Solar	10.75
791	372	DTE Electric	48130	December-10	Solar	1.02
792	373	DTE Electric	48130	April-13	Solar	7.09
793	374	DTE Electric	48130	October-14	Solar	5.80
794	375	DTE Electric	48130	December-12	Solar	10.75

Total Number of Customers	Utility Total Customers*	Electric Provider	Zip Code	Starting Month & Year	Technology Type	Generator Size (kW)
795	376	DTE Electric	48130	June-11	Solar	7.64
796	377	DTE Electric	48130	November-14	Solar	6.00
797	378A	DTE Electric	48130	August-07	Solar	1.94
	378B	DTE Electric	48130	July-10	Solar	3.95
798	379	DTE Electric	48130	August-14	Solar	6.88
799	380	DTE Electric	48131	December-10	Solar	5.73
800	381	DTE Electric	48131	February-11	Solar	4.37
801	382	DTE Electric	48134	August-14	Solar	5.00
802	383	DTE Electric	48135	November-10	Solar	2.57
803	384	DTE Electric	48135	November-14	Solar	10.34
804	385	DTE Electric	48135	January-10	Solar	7.87
805	386	DTE Electric	48135	October-11	Solar	17.88
806	387	DTE Electric	48135	August-10	Solar	3.99
807	388	DTE Electric	48135	September-14	Solar	10.00
808	389	DTE Electric	48137	August-11	Solar	4.09
809	390	DTE Electric	48137	November-14	Solar	7.58
810	391	DTE Electric	48138	January-14	Solar	5.04
811	392	DTE Electric	48138	January-10	Solar	4.58
812	393	DTE Electric	48138	November-14	Solar	1.98
813	394	DTE Electric	48140	November-14	Solar	7.60
814	395	DTE Electric	48140	August-13	Solar	18.43
815	396	DTE Electric	48141	November-10	Solar	1.20
816	397	DTE Electric	48143	November-09	Solar	1.96
817	398	DTE Electric	48146	January-11	Solar	2.14
818	399	DTE Electric	48146	July-11	Solar	4.00
819	400	DTE Electric	48146	January-11	Solar	9.50
820	401	DTE Electric	48148	June-13	Solar	1.70
821	402	DTE Electric	48150	December-11	Wind	19.20
822	403	DTE Electric	48150	December-11	Solar	19.21
823	404	DTE Electric	48150	November-13	Solar	3.36
824	405	DTE Electric	48150	October-10	Solar	4.56
825	406A	DTE Electric	48150	November-12	Solar	3.87
	406B	DTE Electric	48150	April-13	Solar	0.43
826	407	DTE Electric	48150	May-11	Solar	0.95
827	408	DTE Electric	48150	December-12	Solar	2.64
828	409	DTE Electric	48152	January-12	Solar	2.79
829	410	DTE Electric	48152	June-11	Solar	1.07
830	411	DTE Electric	48152	October-10	Solar	2.85
831	412	DTE Electric	48152	June-11	Solar	0.95
832	413	DTE Electric	48152	December-12	Solar	1.90
833	414	DTE Electric	48152	October-10	Solar	2.52
834	415	DTE Electric	48152	December-12	Solar	5.59

Total Number of Customers	Utility Total Customers*	Electric Provider	Zip Code	Starting Month & Year	Technology Type	Generator Size (kW)
835	416	DTE Electric	48154	April-13	Solar	3.87
836	417	DTE Electric	48154	December-10	Solar	3.27
837	418	DTE Electric	48154	September-13	Solar	4.75
838	419	DTE Electric	48154	November-10	Solar	5.46
839	420	DTE Electric	48158	September-12	Solar	6.00
840	421	DTE Electric	48158	September-14	Solar	19.10
841	422	DTE Electric	48159	August-14	Solar	5.76
842	423	DTE Electric	48160	December-14	Solar	5.64
843	424	DTE Electric	48160	December-09	Wind	1.00
844	425	DTE Electric	48160	September-10	Solar	5.00
845	426	DTE Electric	48160	January-11	Solar	4.73
846	427	DTE Electric	48161	March-11	Solar	18.18
847	428	DTE Electric	48162	June-13	Solar	2.18
848	429	DTE Electric	48162	June-10	Solar	3.87
849	430	DTE Electric	48162	January-10	Solar	2.17
850	431	DTE Electric	48164	April-13	Solar	2.27
851	432A	DTE Electric	48164	December-09	Solar	2.70
	432B	DTE Electric	48164	May-10	Solar	1.76
852	433	DTE Electric	48164	October-10	Solar	3.90
853	434	DTE Electric	48164	November-14	Solar	13.65
854	435	DTE Electric	48164	August-10	Solar	3.79
855	436	DTE Electric	48165	November-12	Solar	9.46
856	437	DTE Electric	48165	January-14	Solar	5.73
857	438	DTE Electric	48165	November-12	Solar	0.86
858	439	DTE Electric	48165	July-11	Solar	3.04
859	440	DTE Electric	48166	July-14	Solar	7.74
860	441A	DTE Electric	48166	June-11	Solar	5.87
	441B	DTE Electric	48166	June-11	Solar	2.44
861	442	DTE Electric	48166	July-10	Solar	4.86
862	443	DTE Electric	48167	October-12	Solar	2.41
863	444	DTE Electric	48167	April-14	Solar	19.00
864	445	DTE Electric	48167	December-09	Solar	5.00
865	446	DTE Electric	48168	November-10	Solar	2.28
866	447	DTE Electric	48168	July-14	Solar	9.70
867	448	DTE Electric	48169	January-11	Solar	0.95
868	449	DTE Electric	48169	November-10	Solar	2.66
869	450	DTE Electric	48169	January-13	Solar	1.52
870	451	DTE Electric	48169	August-10	Solar	1.02
871	452	DTE Electric	48169	March-14	Solar	6.00
872	453	DTE Electric	48169	September-10	Solar	5.30
873	454	DTE Electric	48169	June-10	Solar	4.59
874	455	DTE Electric	48170	April-13	Solar	5.00

Total Number of Customers	Utility Total Customers*	Electric Provider	Zip Code	Starting Month & Year	Technology Type	Generator Size (kW)
875	456	DTE Electric	48170	October-13	Solar	8.00
876	457	DTE Electric	48170	April-11	Solar	1.90
877	458	DTE Electric	48170	October-10	Solar	5.41
878	459	DTE Electric	48170	August-13	Solar	2.15
879	460	DTE Electric	48170	October-10	Solar	3.36
880	461	DTE Electric	48170	October-10	Solar	5.16
881	462	DTE Electric	48170	January-10	Solar	6.82
882	463	DTE Electric	48170	August-11	Solar	6.86
883	464	DTE Electric	48170	May-13	Solar	4.87
884	465	DTE Electric	48170	March-10	Solar	7.50
885	466	DTE Electric	48170	August-14	Solar	2.14
886	467	DTE Electric	48170	January-13	Solar	7.31
887	468	DTE Electric	48170	February-14	Solar	4.07
888	469	DTE Electric	48170	October-10	Solar	17.96
889	470	DTE Electric	48170	August-10	Solar	1.02
890	471	DTE Electric	48170	December-11	Solar	17.43
891	472	DTE Electric	48173	February-13	Solar	9.89
892	473	DTE Electric	48174	June-10	Wind	6.00
893	474	DTE Electric	48174	July-11	Solar	3.00
894	475	DTE Electric	48174	October-14	Solar	6.00
895	476	DTE Electric	48176	March-14	Solar	10.50
896	477	DTE Electric	48176	July-11	Solar	8.93
897	478	DTE Electric	48176	January-13	Solar	4.30
898	479	DTE Electric	48176	March-13	Solar	4.73
899	480	DTE Electric	48176	September-11	Solar	3.90
900	481	DTE Electric	48176	November-10	Solar	10.00
901	482	DTE Electric	48176	August-11	Solar	3.80
902	483	DTE Electric	48176	March-11	Solar	3.80
903	484	DTE Electric	48176	June-13	Solar	2.82
904	485	DTE Electric	48176	January-13	Solar	4.73
905	486	DTE Electric	48176	September-10	Solar	3.80
906	487	DTE Electric	48176	August-14	Solar	12.00
907	488A	DTE Electric	48176	July-10	Solar	2.71
	488B	DTE Electric	48176	February-11	Solar	2.28
	488C	DTE Electric	48176	February-12	Solar	2.58
908	489	DTE Electric	48176	August-09	Solar	1.74
909	490	DTE Electric	48176	April-11	Solar	2.78
910	491	DTE Electric	48178	March-11	Solar	2.90
911	492	DTE Electric	48178	November-10	Solar	4.00
912	493	DTE Electric	48178	November-10	Solar	2.20
913	494	DTE Electric	48178	November-12	Solar	1.72
914	495	DTE Electric	48178	April-12	Solar	19.10

Total Number of Customers	Utility Total Customers*	Electric Provider	Zip Code	Starting Month & Year	Technology Type	Generator Size (kW)
915	496	DTE Electric	48178	December-09	Solar	2.40
916	497	DTE Electric	48178	July-14	Solar	7.86
917	498	DTE Electric	48178	November-12	Solar	5.62
918	499	DTE Electric	48178	October-14	Solar	5.00
919	500	DTE Electric	48178	April-12	Solar	3.66
920	501	DTE Electric	48179	June-11	Solar	3.01
921	502	DTE Electric	48179	September-13	Solar	9.00
922	503	DTE Electric	48179	September-11	Solar	7.00
923	504	DTE Electric	48179	March-14	Solar	4.95
924	505	DTE Electric	48180	March-14	Solar	2.79
925	506	DTE Electric	48180	January-10	Solar	4.44
926	507	DTE Electric	48180	January-10	Solar	2.63
927	508	DTE Electric	48180	October-14	Solar	1.25
928	509	DTE Electric	48180	November-12	Solar	1.76
929	510	DTE Electric	48180	November-09	Solar	4.00
930	511	DTE Electric	48183	October-14	Solar	3.00
931	512	DTE Electric	48183	July-11	Solar	2.55
932	513	DTE Electric	48183	December-13	Solar	4.20
933	514	DTE Electric	48183	September-11	Solar	7.00
934	515	DTE Electric	48183	January-12	Solar	6.52
935	516	DTE Electric	48183	July-11	Solar	18.00
936	517	DTE Electric	48183	August-12	Solar	4.90
937	518	DTE Electric	48183	October-11	Solar	15.76
938	519	DTE Electric	48183	September-11	Solar	6.05
939	520	DTE Electric	48184	August-11	Solar	2.90
940	521	DTE Electric	48184	July-14	Solar	3.93
941	522	DTE Electric	48184	March-11	Solar	2.14
942	523A	DTE Electric	48185	May-11	Wind	1.00
	523B	DTE Electric	48185	May-11	Wind	1.80
	523C	DTE Electric	48185	May-11	Solar	0.63
943	524	DTE Electric	48185	June-14	Solar	1.72
944	525	DTE Electric	48185	February-10	Solar	2.51
945	526	DTE Electric	48185	September-10	Solar	5.70
946	527	DTE Electric	48185	April-11	Solar	1.26
947	528	DTE Electric	48186	January-11	Solar	1.14
948	529	DTE Electric	48186	December-10	Solar	8.36
949	530	DTE Electric	48186	September-14	Solar	4.65
950	531	DTE Electric	48187	February-11	Solar	6.84
951	532	DTE Electric	48187	July-11	Solar	5.04
952	533	DTE Electric	48187	November-14	Solar	7.60
953	534	DTE Electric	48187	November-13	Solar	6.45
954	535	DTE Electric	48187	September-14	Solar	4.35

Total Number of Customers	Utility Total Customers*	Electric Provider	Zip Code	Starting Month & Year	Technology Type	Generator Size (kW)
955	536	DTE Electric	48187	February-08	Solar	1.78
956	537	DTE Electric	48187	July-11	Solar	4.71
957	538	DTE Electric	48187	May-11	Solar	4.92
958	539	DTE Electric	48187	August-10	Solar	4.94
959	540	DTE Electric	48187	July-14	Solar	6.45
960	541	DTE Electric	48187	July-11	Solar	3.96
961	542	DTE Electric	48187	November-10	Solar	17.88
962	543	DTE Electric	48188	March-11	Solar	4.10
963	544	DTE Electric	48188	August-10	Solar	1.10
964	545	DTE Electric	48188	April-14	Solar	4.57
965	546	DTE Electric	48188	January-10	Solar	4.00
966	547	DTE Electric	48188	August-13	Solar	8.82
967	548	DTE Electric	48188	January-11	Solar	1.90
968	549	DTE Electric	48188	December-10	Solar	3.00
969	550	DTE Electric	48188	August-13	Solar	4.95
970	551	DTE Electric	48188	June-14	Solar	4.97
971	552	DTE Electric	48188	December-10	Solar	5.30
972	553	DTE Electric	48188	October-11	Solar	5.51
973	554	DTE Electric	48188	July-13	Solar	6.00
974	555	DTE Electric	48188	November-13	Solar	4.12
975	556	DTE Electric	48189	November-10	Solar	4.90
976	557	DTE Electric	48189	October-11	Solar	3.01
977	558	DTE Electric	48189	May-13	Solar	6.45
978	559	DTE Electric	48189	February-07	Solar	3.76
979	560	DTE Electric	48189	January-11	Solar	2.90
980	561	DTE Electric	48189	January-11	Solar	3.04
981	562	DTE Electric	48189	January-12	Solar	1.82
982	563A	DTE Electric	48192	December-09	Solar	1.36
	563B	DTE Electric	48192	December-09	Solar	10.37
	563C	DTE Electric	48192	January-12	Solar	6.34
983	564	DTE Electric	48192	November-10	Solar	2.28
984	565	DTE Electric	48193	August-10	Solar	2.87
985	566	DTE Electric	48195	November-10	Solar	2.63
986	567	DTE Electric	48195	January-10	Solar	5.35
987	568	DTE Electric	48195	April-14	Solar	2.88
988	569	DTE Electric	48195	January-11	Solar	2.66
989	570	DTE Electric	48195	August-10	Solar	2.07
990	571	DTE Electric	48197	February-11	Solar	18.22
991	572	DTE Electric	48197	September-13	Solar	1.04
992	573	DTE Electric	48197	December-14	Solar	4.46
993	574	DTE Electric	48197	April-14	Solar	3.00
994	575	DTE Electric	48197	July-11	Solar	1.89

Total Number of Customers	Utility Total Customers*	Electric Provider	Zip Code	Starting Month & Year	Technology Type	Generator Size (kW)
995	576	DTE Electric	48197	July-11	Solar	1.26
996	577	DTE Electric	48197	July-10	Solar	2.07
997	578	DTE Electric	48197	April-14	Solar	10.69
998	579	DTE Electric	48197	July-10	Solar	3.66
999	580	DTE Electric	48197	December-12	Solar	3.64
1000	581	DTE Electric	48197	March-11	Solar	4.39
1001	582	DTE Electric	48197	September-12	Solar	5.84
1002	583	DTE Electric	48197	August-11	Solar	5.64
1003	584	DTE Electric	48197	October-12	Solar	15.65
1004	585A	DTE Electric	48197	January-10	Wind	1.80
	585B	DTE Electric	48197	October-10	Solar	2.90
	585C	DTE Electric	48197	May-14	Solar	2.65
1005	586	DTE Electric	48197	August-11	Solar	5.45
1006	587	DTE Electric	48197	July-11	Solar	8.40
1007	588	DTE Electric	48197	January-12	Solar	0.86
1008	589	DTE Electric	48197	July-12	Solar	4.41
1009	590	DTE Electric	48198	August-11	Solar	1.90
1010	591	DTE Electric	48198	December-14	Solar	3.80
1011	592	DTE Electric	48198	October-14	Solar	4.61
1012	593	DTE Electric	48198	October-13	Solar	4.16
1013	594	DTE Electric	48198	November-10	Solar	6.69
1014	595A	DTE Electric	48198	January-08	Solar	0.76
	595B	DTE Electric	48198	July-09	Solar	2.10
1015	596	DTE Electric	48198	March-14	Solar	3.56
1016	597	DTE Electric	48198	July-11	Solar	18.98
1017	598	DTE Electric	48198	July-10	Solar	7.30
1018	599	DTE Electric	48198	November-14	Solar	6.22
1019	600	DTE Electric	48198	March-10	Solar	2.34
1020	601	DTE Electric	48198	April-14	Solar	5.00
1021	602	DTE Electric	48198	September-13	Solar	3.80
1022	603	DTE Electric	48198	December-14	Solar	19.50
1023	604	DTE Electric	48198	February-10	Solar	2.08
1024	605	DTE Electric	48198	January-14	Solar	4.32
1025	606	DTE Electric	48198	April-12	Solar	1.68
1026	607	DTE Electric	48201	January-10	Solar	2.50
1027	608	DTE Electric	48202	April-10	Solar	9.41
1028	609	DTE Electric	48204	April-13	Solar	8.92
1029	610A	DTE Electric	48207	January-12	Wind	1.80
	610B	DTE Electric	48207	January-12	Solar	2.15
1030	611	DTE Electric	48207	September-12	Solar	19.01
1031	612	DTE Electric	48209	January-14	Solar	2.85
1032	613	DTE Electric	48211	September-11	Solar	18.22

Total Number of Customers	Utility Total Customers*	Electric Provider	Zip Code	Starting Month & Year	Technology Type	Generator Size (kW)
1033	614	DTE Electric	48212	September-11	Solar	16.91
1034	615	DTE Electric	48213	June-11	Solar	16.34
1035	616	DTE Electric	48214	June-14	Solar	3.05
1036	617	DTE Electric	48214	December-13	Solar	2.88
1037	618	DTE Electric	48214	January-13	Solar	15.00
1038	619	DTE Electric	48215	July-10	Solar	13.20
1039	620	DTE Electric	48216	August-11	Solar	17.96
1040	621	DTE Electric	48218	January-12	Solar	12.00
1041	622	DTE Electric	48220	January-12	Solar	1.94
1042	623	DTE Electric	48220	February-10	Solar	2.00
1043	624	DTE Electric	48220	June-13	Solar	19.01
1044	625	DTE Electric	48220	March-10	Solar	2.19
1045	626	DTE Electric	48220	January-13	Solar	1.91
1046	627	DTE Electric	48221	October-10	Solar	17.88
1047	628	DTE Electric	48221	June-14	Solar	3.93
1048	629	DTE Electric	48221	April-13	Solar	8.00
1049	630	DTE Electric	48221	June-13	Solar	14.00
1050	631	DTE Electric	48221	May-13	Solar	15.00
1051	632	DTE Electric	48223	December-13	Solar	2.85
1052	633	DTE Electric	48223	January-13	Solar	17.88
1053	634	DTE Electric	48226	August-11	Solar	19.30
1054	635	DTE Electric	48226	October-12	Solar	3.61
1055	636	DTE Electric	48228	November-10	Solar	1.85
1056	637	DTE Electric	48230	July-10	Solar	1.26
1057	638	DTE Electric	48230	October-10	Solar	1.90
1058	639A	DTE Electric	48230	September-11	Solar	3.16
	639B	DTE Electric	48230	September-11	Solar	6.68
1059	640	DTE Electric	48236	October-11	Solar	2.90
1060	641	DTE Electric	48236	June-11	Solar	7.41
1061	642	DTE Electric	48237	January-12	Solar	1.72
1062	643	DTE Electric	48238	April-13	Solar	8.90
1063	644	DTE Electric	48239	August-11	Solar	8.88
1064	645	DTE Electric	48239	March-12	Solar	3.00
1065	646	DTE Electric	48240	January-14	Solar	4.46
1066	647	DTE Electric	48301	September-11	Wind	1.00
1067	648	DTE Electric	48301	March-13	Solar	1.72
1068	649	DTE Electric	48301	November-10	Solar	2.38
1069	650	DTE Electric	48301	January-11	Solar	4.47
1070	651	DTE Electric	48301	October-13	Solar	5.00
1071	652	DTE Electric	48301	April-11	Solar	3.65
1072	653	DTE Electric	48302	November-10	Solar	5.50
1073	654	DTE Electric	48302	July-14	Solar	10.00

Total Number of Customers	Utility Total Customers*	Electric Provider	Zip Code	Starting Month & Year	Technology Type	Generator Size (kW)
1074	655	DTE Electric	48302	December-11	Solar	6.00
1075	656	DTE Electric	48302	May-08	Solar	2.87
1076	657	DTE Electric	48302	February-11	Solar	7.96
1077	658	DTE Electric	48304	December-12	Solar	6.50
1078	659	DTE Electric	48304	March-11	Solar	5.50
1079	660	DTE Electric	48304	August-14	Solar	11.00
1080	661	DTE Electric	48306	January-12	Solar	3.50
1081	662	DTE Electric	48306	February-10	Solar	4.78
1082	663	DTE Electric	48306	June-13	Solar	7.74
1083	664	DTE Electric	48306	December-12	Solar	8.17
1084	665	DTE Electric	48306	November-10	Solar	3.90
1085	666	DTE Electric	48306	January-10	Solar	4.81
1086	667	DTE Electric	48306	October-13	Solar	17.10
1087	668	DTE Electric	48307	March-13	Solar	3.65
1088	669	DTE Electric	48307	June-13	Solar	1.72
1089	670	DTE Electric	48307	March-11	Solar	7.60
1090	671	DTE Electric	48307	September-10	Solar	1.26
1091	672	DTE Electric	48307	July-14	Solar	4.89
1092	673	DTE Electric	48309	January-13	Solar	2.00
1093	674	DTE Electric	48309	December-10	Solar	4.32
1094	675	DTE Electric	48309	October-14	Solar	9.50
1095	676	DTE Electric	48310	June-10	Wind	3.00
1096	677	DTE Electric	48312	November-10	Solar	1.14
1097	678	DTE Electric	48312	May-11	Solar	4.56
1098	679	DTE Electric	48313	February-11	Solar	2.19
1099	680	DTE Electric	48315	October-12	Solar	7.96
1100	681	DTE Electric	48315	November-14	Solar	6.83
1101	682	DTE Electric	48316	July-12	Solar	14.82
1102	683	DTE Electric	48317	November-10	Solar	3.00
1103	684	DTE Electric	48322	September-10	Solar	2.23
1104	685	DTE Electric	48322	December-14	Solar	10.28
1105	686	DTE Electric	48322	March-10	Solar	0.97
1106	687	DTE Electric	48322	December-10	Solar	5.13
1107	688	DTE Electric	48323	September-10	Solar	7.60
1108	689	DTE Electric	48323	March-14	Solar	7.68
1109	690	DTE Electric	48323	May-11	Solar	3.27
1110	691	DTE Electric	48324	October-10	Solar	3.04
1111	692	DTE Electric	48324	July-10	Solar	1.46
1112	693	DTE Electric	48324	November-10	Solar	5.00
1113	694	DTE Electric	48324	January-13	Solar	4.78
1114	695	DTE Electric	48324	March-13	Solar	1.72
1115	696	DTE Electric	48324	June-10	Solar	3.90

Total Number of Customers	Utility Total Customers*	Electric Provider	Zip Code	Starting Month & Year	Technology Type	Generator Size (kW)
1116	697	DTE Electric	48326	March-11	Solar	3.89
1117	698	DTE Electric	48326	November-12	Solar	3.00
1118	699	DTE Electric	48327	November-11	Solar	8.25
1119	700	DTE Electric	48327	December-13	Solar	3.74
1120	701	DTE Electric	48327	May-13	Solar	1.72
1121	702A	DTE Electric	48328	October-12	Wind	4.83
	702B	DTE Electric	48328	October-12	Solar	7.74
1122	703	DTE Electric	48328	August-13	Solar	4.51
1123	704	DTE Electric	48328	May-11	Solar	6.72
1124	705	DTE Electric	48329	October-14	Solar	5.41
1125	706	DTE Electric	48329	October-13	Solar	2.00
1126	707	DTE Electric	48329	September-11	Solar	4.20
1127	708	DTE Electric	48329	November-10	Solar	2.28
1128	709	DTE Electric	48329	June-10	Solar	1.07
1129	710	DTE Electric	48329	January-12	Solar	1.94
1130	711A	DTE Electric	48329	August-10	Wind	0.93
	711B	DTE Electric	48329	August-10	Solar	4.67
1131	712	DTE Electric	48329	October-10	Solar	8.55
1132	713	DTE Electric	48331	April-13	Solar	18.00
1133	714	DTE Electric	48331	July-10	Solar	13.80
1134	715	DTE Electric	48331	October-14	Solar	6.00
1135	716	DTE Electric	48331	November-09	Solar	3.92
1136	717	DTE Electric	48334	September-11	Solar	1.76
1137	718	DTE Electric	48334	September-14	Solar	5.00
1138	719	DTE Electric	48334	August-10	Solar	4.62
1139	720	DTE Electric	48334	February-11	Solar	3.00
1140	721	DTE Electric	48335	April-11	Solar	17.50
1141	722	DTE Electric	48335	September-10	Solar	3.80
1142	723	DTE Electric	48335	August-11	Solar	3.78
1143	724	DTE Electric	48335	July-13	Solar	3.87
1144	725	DTE Electric	48335	December-10	Solar	3.42
1145	726	DTE Electric	48336	January-12	Solar	1.71
1146	727	DTE Electric	48336	November-10	Solar	8.22
1147	728	DTE Electric	48336	January-11	Solar	18.13
1148	729	DTE Electric	48336	August-12	Solar	3.90
1149	730	DTE Electric	48336	July-14	Solar	3.89
1150	731	DTE Electric	48336	November-10	Solar	3.42
1151	732A	DTE Electric	48340	October-12	Wind	2.42
	732B	DTE Electric	48340	October-12	Solar	10.80
1152	733	DTE Electric	48340	March-13	Solar	0.86
1153	734	DTE Electric	48340	May-13	Solar	0.86
1154	735	DTE Electric	48341	April-13	Solar	1.72

Total Number of Customers	Utility Total Customers*	Electric Provider	Zip Code	Starting Month & Year	Technology Type	Generator Size (kW)
1155	736	DTE Electric	48341	March-13	Solar	1.72
1156	737	DTE Electric	48342	December-09	Solar	2.50
1157	738	DTE Electric	48342	January-12	Solar	1.94
1158	739	DTE Electric	48342	August-10	Solar	2.28
1159	740	DTE Electric	48346	October-14	Solar	13.60
1160	741	DTE Electric	48346	June-12	Solar	1.68
1161	742	DTE Electric	48346	August-10	Solar	2.85
1162	743A	DTE Electric	48346	December-09	Solar	1.46
	743B	DTE Electric	48346	September-11	Solar	3.21
1163	744	DTE Electric	48346	July-10	Solar	3.42
1164	745	DTE Electric	48346	September-10	Solar	4.59
1165	746	DTE Electric	48348	September-10	Solar	3.72
1166	747	DTE Electric	48348	October-14	Solar	3.00
1167	748	DTE Electric	48348	September-14	Solar	6.00
1168	749	DTE Electric	48348	March-12	Solar	3.09
1169	750	DTE Electric	48348	December-10	Solar	6.45
1170	751	DTE Electric	48348	December-11	Solar	19.01
1171	752	DTE Electric	48348	September-10	Solar	3.61
1172	753	DTE Electric	48348	December-12	Solar	1.72
1173	754	DTE Electric	48348	January-11	Solar	8.25
1174	755	DTE Electric	48350	May-11	Solar	6.50
1175	756	DTE Electric	48350	September-14	Solar	3.44
1176	757A	DTE Electric	48350	March-10	Solar	5.34
	757B	DTE Electric	48350	March-10	Solar	7.00
1177	758	DTE Electric	48353	June-11	Solar	1.20
1178	759	DTE Electric	48353	March-14	Solar	5.23
1179	760	DTE Electric	48353	June-11	Solar	3.99
1180	761	DTE Electric	48356	February-11	Solar	4.80
1181	762	DTE Electric	48357	May-12	Solar	5.67
1182	763	DTE Electric	48357	June-12	Solar	4.50
1183	764A	DTE Electric	48359	July-11	Solar	17.54
	764B	DTE Electric	48359	September-11	Solar	0.48
1184	765	DTE Electric	48360	April-14	Solar	3.81
1185	766	DTE Electric	48360	June-11	Solar	1.26
1186	767	DTE Electric	48362	October-13	Solar	11.30
1187	768	DTE Electric	48362	July-11	Solar	3.50
1188	769	DTE Electric	48362	September-14	Solar	7.60
1189	770	DTE Electric	48362	January-12	Solar	4.00
1190	771	DTE Electric	48363	January-12	Solar	4.73
1191	772	DTE Electric	48363	March-11	Solar	3.50
1192	773	DTE Electric	48363	January-12	Solar	7.60
1193	774	DTE Electric	48363	January-12	Solar	15.20

Total Number of Customers	Utility Total Customers*	Electric Provider	Zip Code	Starting Month & Year	Technology Type	Generator Size (kW)
1194	775	DTE Electric	48367	April-09	Wind	3.60
1195	776	DTE Electric	48367	October-14	Solar	2.52
1196	777	DTE Electric	48367	February-10	Wind	1.00
1197	778	DTE Electric	48367	April-10	Wind	3.60
1198	779	DTE Electric	48370	January-10	Wind	1.80
1199	780	DTE Electric	48370	April-10	Solar	9.55
1200	781	DTE Electric	48371	January-12	Solar	1.95
1201	782	DTE Electric	48371	February-12	Solar	0.86
1202	783	DTE Electric	48371	September-10	Solar	4.30
1203	784	DTE Electric	48371	February-12	Solar	0.86
1204	785	DTE Electric	48371	February-12	Solar	0.86
1205	786	DTE Electric	48371	February-11	Solar	4.00
1206	787	DTE Electric	48371	February-12	Solar	0.86
1207	788	DTE Electric	48371	February-12	Solar	0.86
1208	789	DTE Electric	48371	February-12	Solar	0.86
1209	790	DTE Electric	48371	November-10	Solar	7.60
1210	791	DTE Electric	48371	February-12	Solar	0.86
1211	792	DTE Electric	48371	February-12	Solar	0.86
1212	793	DTE Electric	48371	November-10	Solar	3.42
1213	794	DTE Electric	48371	February-12	Solar	0.86
1214	795A	DTE Electric	48371	May-10	Wind	2.28
	795B	DTE Electric	48371	May-10	Solar	2.44
1215	796	DTE Electric	48371	February-12	Solar	0.86
1216	797	DTE Electric	48371	July-13	Solar	7.00
1217	798	DTE Electric	48374	April-10	Solar	5.83
1218	799	DTE Electric	48374	April-10	Solar	4.73
1219	800	DTE Electric	48374	November-11	Solar	4.62
1220	801	DTE Electric	48374	December-10	Solar	7.00
1221	802	DTE Electric	48375	May-14	Solar	4.73
1222	803	DTE Electric	48375	March-10	Solar	10.50
1223	804	DTE Electric	48375	February-13	Solar	4.00
1224	805	DTE Electric	48375	November-11	Solar	3.44
1225	806	DTE Electric	48375	January-14	Solar	4.73
1226	807	DTE Electric	48377	February-13	Solar	6.45
1227	808	DTE Electric	48380	November-11	Solar	1.72
1228	809	DTE Electric	48380	January-10	Solar	10.00
1229	810	DTE Electric	48380	August-14	Solar	18.00
1230	811	DTE Electric	48380	May-10	Solar	2.28
1231	812	DTE Electric	48381	December-14	Solar	9.00
1232	813A	DTE Electric	48381	March-10	Solar	4.90
	813B	DTE Electric	48381	August-12	Solar	4.90
1233	814	DTE Electric	48381	December-10	Solar	4.64

Total Number of Customers	Utility Total Customers*	Electric Provider	Zip Code	Starting Month & Year	Technology Type	Generator Size (kW)
1234	815	DTE Electric	48381	October-13	Solar	13.58
1235	816	DTE Electric	48382	October-10	Solar	4.09
1236	817	DTE Electric	48382	January-12	Solar	1.72
1237	818	DTE Electric	48382	January-14	Solar	8.50
1238	819	DTE Electric	48382	August-12	Solar	3.75
1239	820	DTE Electric	48382	September-14	Solar	3.44
1240	821	DTE Electric	48382	December-10	Solar	4.81
1241	822	DTE Electric	48383	July-09	Solar	4.00
1242	823	DTE Electric	48383	April-13	Solar	0.96
1243	824	DTE Electric	48383	February-13	Solar	2.96
1244	825	DTE Electric	48383	November-10	Solar	14.40
1245	826	DTE Electric	48383	April-13	Solar	1.92
1246	827A	DTE Electric	48383	December-09	Solar	3.52
	827B	DTE Electric	48383	December-10	Solar	4.73
1247	828	DTE Electric	48383	July-13	Solar	1.92
1248	829	DTE Electric	48386	September-14	Solar	8.40
1249	830	DTE Electric	48386	June-14	Solar	4.69
1250	831	DTE Electric	48386	June-10	Solar	8.36
1251	832	DTE Electric	48386	November-10	Solar	2.28
1252	833	DTE Electric	48390	April-14	Solar	5.16
1253	834	DTE Electric	48390	November-10	Solar	1.26
1254	835	DTE Electric	48390	August-13	Solar	12.48
1255	836	DTE Electric	48393	May-11	Solar	19.18
1256	837	DTE Electric	48393	October-14	Solar	5.00
1257	838	DTE Electric	48393	April-11	Solar	4.56
1258	839	DTE Electric	48413	January-11	Solar	19.01
1259	840	DTE Electric	48413	January-12	Solar	19.01
1260	841	DTE Electric	48413	September-10	Solar	19.01
1261	842	DTE Electric	48413	January-12	Solar	19.01
1262	843	DTE Electric	48413	January-12	Solar	19.01
1263	844A	DTE Electric	48413	June-14	Solar	2.00
	844B	DTE Electric	48413	June-14	Solar	18.00
1264	845	DTE Electric	48413	August-12	Solar	17.00
1265	846	DTE Electric	48413	December-09	Solar	18.98
1266	847	DTE Electric	48413	August-11	Solar	19.01
1267	848	DTE Electric	48413	August-11	Solar	19.01
1268	849	DTE Electric	48416	July-11	Solar	19.01
1269	850	DTE Electric	48416	May-11	Solar	19.01
1270	851	DTE Electric	48416	October-11	Solar	19.01
1271	852	DTE Electric	48416	June-14	Solar	9.50
1272	853	DTE Electric	48416	June-13	Solar	5.70
1273	854	DTE Electric	48416	May-11	Solar	7.00

Total Number of Customers	Utility Total Customers*	Electric Provider	Zip Code	Starting Month & Year	Technology Type	Generator Size (kW)
1274	855	DTE Electric	48416	January-11	Solar	5.00
1275	856	DTE Electric	48416	December-14	Solar	10.00
1276	857	DTE Electric	48416	December-11	Solar	18.97
1277	858	DTE Electric	48418	January-12	Solar	1.71
1278	859	DTE Electric	48421	May-10	Solar	2.85
1279	860	DTE Electric	48421	December-14	Solar	11.40
1280	861	DTE Electric	48422	October-13	Solar	17.28
1281	862	DTE Electric	48422	December-12	Solar	6.24
1282	863A	DTE Electric	48422	August-12	Solar	6.77
	863B	DTE Electric	48422	August-12	Solar	12.48
1283	864	DTE Electric	48427	November-14	Solar	5.53
1284	865	DTE Electric	48427	July-13	Solar	18.00
1285	866	DTE Electric	48427	December-14	Solar	5.53
1286	867	DTE Electric	48428	October-10	Solar	18.43
1287	868	DTE Electric	48430	February-12	Solar	1.71
1288	869	DTE Electric	48436	July-10	Solar	5.13
1289	870	DTE Electric	48441	November-10	Solar	19.01
1290	871	DTE Electric	48441	August-11	Solar	17.51
1291	872	DTE Electric	48441	May-13	Solar	15.00
1292	873	DTE Electric	48441	December-14	Solar	12.25
1293	874	DTE Electric	48441	June-12	Solar	7.00
1294	875	DTE Electric	48441	August-11	Solar	18.00
1295	876	DTE Electric	48441	June-11	Solar	18.00
1296	877	DTE Electric	48441	August-14	Solar	17.37
1297	878A	DTE Electric	48442	January-13	Solar	1.72
	878B	DTE Electric	48442	April-13	Solar	2.58
1298	879	DTE Electric	48442	December-10	Solar	4.93
1299	880	DTE Electric	48442	November-10	Solar	4.90
1300	881	DTE Electric	48442	May-13	Solar	2.21
1301	882	DTE Electric	48442	June-13	Solar	19.17
1302	883	DTE Electric	48442	June-11	Solar	5.00
1303	884	DTE Electric	48444	June-11	Solar	19.01
1304	885	DTE Electric	48444	March-14	Solar	4.39
1305	886	DTE Electric	48444	February-11	Solar	19.01
1306	887	DTE Electric	48445	February-10	Solar	19.01
1307	888	DTE Electric	48445	July-12	Solar	17.00
1308	889	DTE Electric	48446	August-10	Solar	4.90
1309	890	DTE Electric	48446	October-09	Wind	1.80
1310	891	DTE Electric	48446	May-11	Wind	4.83
1311	892	DTE Electric	48446	October-14	Solar	7.00
1312	893	DTE Electric	48446	October-10	Wind	5.31
1313	894	DTE Electric	48446	May-08	Solar	2.88

Total Number of Customers	Utility Total Customers*	Electric Provider	Zip Code	Starting Month & Year	Technology Type	Generator Size (kW)
1314	895	DTE Electric	48453	October-10	Solar	19.01
1315	896	DTE Electric	48453	January-12	Solar	19.01
1316	897A	DTE Electric	48453	October-11	Wind	1.80
	897B	DTE Electric	48453	October-11	Solar	7.00
1317	898	DTE Electric	48453	September-12	Solar	19.20
1318	899	DTE Electric	48454	October-11	Solar	12.59
1319	900	DTE Electric	48455	February-14	Solar	4.83
1320	901	DTE Electric	48455	August-10	Solar	3.04
1321	902	DTE Electric	48455	January-11	Solar	4.18
1322	903	DTE Electric	48456	February-11	Solar	18.62
1323	904	DTE Electric	48456	August-11	Solar	19.01
1324	905	DTE Electric	48456	January-12	Solar	18.85
1325	906	DTE Electric	48456	September-11	Solar	9.50
1326	907	DTE Electric	48456	March-13	Solar	18.85
1327	908	DTE Electric	48456	January-11	Solar	18.66
1328	909	DTE Electric	48456	December-10	Solar	3.50
1329	910	DTE Electric	48456	March-13	Solar	18.00
1330	911	DTE Electric	48456	April-11	Solar	18.99
1331	912	DTE Electric	48461	November-10	Solar	2.28
1332	913	DTE Electric	48461	December-10	Solar	2.90
1333	914	DTE Electric	48461	January-11	Solar	2.23
1334	915	DTE Electric	48461	November-14	Solar	4.20
1335	916	DTE Electric	48462	November-10	Solar	4.80
1336	917	DTE Electric	48462	May-13	Solar	1.65
1337	918A	DTE Electric	48462	November-10	Solar	12.36
	918B	DTE Electric	48462	September-13	Solar	2.88
1338	919	DTE Electric	48462	February-13	Solar	3.01
1339	920	DTE Electric	48462	December-09	Solar	2.87
1340	921	DTE Electric	48462	December-10	Solar	3.80
1341	922	DTE Electric	48462	August-10	Solar	3.04
1342	923	DTE Electric	48464	August-10	Wind	1.80
1343	924	DTE Electric	48465	July-12	Solar	18.85
1344	925	DTE Electric	48466	April-12	Solar	19.01
1345	926	DTE Electric	48466	November-12	Solar	19.20
1346	927	DTE Electric	48467	July-09	Solar	1.32
1347	928	DTE Electric	48469	December-14	Solar	16.24
1348	929	DTE Electric	48470	November-10	Solar	13.82
1349	930	DTE Electric	48470	November-10	Solar	19.01
1350	931	DTE Electric	48470	February-12	Solar	18.00
1351	932	DTE Electric	48471	March-14	Solar	7.00
1352	933	DTE Electric	48471	May-12	Solar	19.01
1353	934A	DTE Electric	48471	April-09	Wind	1.80

Total Number of Customers	Utility Total Customers*	Electric Provider	Zip Code	Starting Month & Year	Technology Type	Generator Size (kW)
	934B	DTE Electric	48471	January-11	Solar	4.00
1354	935	DTE Electric	48471	August-12	Solar	8.00
1355	936	DTE Electric	48471	February-10	Solar	19.01
1356	937	DTE Electric	48471	February-12	Solar	7.00
1357	938	DTE Electric	48471	August-13	Solar	17.46
1358	939	DTE Electric	48471	December-10	Solar	19.01
1359	940	DTE Electric	48471	April-12	Solar	17.97
1360	941	DTE Electric	48471	January-12	Solar	7.49
1361	942	DTE Electric	48471	May-12	Solar	19.01
1362	943	DTE Electric	48471	December-10	Solar	19.01
1363	944	DTE Electric	48471	May-14	Solar	18.00
1364	945	DTE Electric	48471	June-11	Solar	19.01
1365	946	DTE Electric	48471	December-11	Solar	18.91
1366	947	DTE Electric	48472	September-10	Solar	19.01
1367	948	DTE Electric	48472	August-10	Solar	19.01
1368	949	DTE Electric	48472	August-13	Solar	7.00
1369	950	DTE Electric	48472	May-08	Wind	1.80
1370	951A	DTE Electric	48472	September-10	Solar	5.73
	951B	DTE Electric	48472	September-10	Solar	13.82
1371	952	DTE Electric	48472	February-12	Solar	6.72
1372	953	DTE Electric	48475	November-10	Solar	19.01
1373	954	DTE Electric	48475	March-12	Solar	18.99
1374	955	DTE Electric	48701	November-11	Solar	19.01
1375	956	DTE Electric	48701	August-11	Solar	7.60
1376	957	DTE Electric	48701	July-11	Solar	19.01
1377	958	DTE Electric	48701	April-12	Solar	17.00
1378	959	DTE Electric	48701	July-11	Solar	19.01
1379	960	DTE Electric	48701	June-11	Solar	19.01
1380	961	DTE Electric	48720	January-10	Wind	3.00
1381	962	DTE Electric	48720	January-12	Solar	9.44
1382	963	DTE Electric	48720	October-09	Wind	1.80
1383	964	DTE Electric	48720	February-12	Solar	14.00
1384	965	DTE Electric	48720	January-11	Solar	19.01
1385	966	DTE Electric	48720	December-11	Solar	18.99
1386	967	DTE Electric	48720	August-11	Solar	9.31
1387	968	DTE Electric	48723	January-11	Solar	7.60
1388	969	DTE Electric	48723	October-11	Solar	19.01
1389	970	DTE Electric	48723	October-11	Solar	19.01
1390	971	DTE Electric	48723	May-10	Solar	2.42
1391	972	DTE Electric	48723	January-11	Solar	6.72
1392	973	DTE Electric	48723	September-08	Wind	1.80
1393	974	DTE Electric	48723	March-12	Solar	19.01

Total Number of Customers	Utility Total Customers*	Electric Provider	Zip Code	Starting Month & Year	Technology Type	Generator Size (kW)
1394	975	DTE Electric	48723	October-11	Solar	16.16
1395	976	DTE Electric	48723	March-11	Solar	7.00
1396	977	DTE Electric	48723	November-11	Solar	6.72
1397	978A	DTE Electric	48723	January-13	Solar	1.14
	978B	DTE Electric	48723	May-14	Solar	1.92
1398	979	DTE Electric	48723	November-09	Wind	1.80
1399	980	DTE Electric	48723	January-11	Solar	4.03
1400	981	DTE Electric	48723	January-14	Solar	4.70
1401	982	DTE Electric	48725	May-13	Solar	6.84
1402	983	DTE Electric	48726	February-12	Solar	18.95
1403	984	DTE Electric	48726	March-11	Solar	9.89
1404	985	DTE Electric	48726	October-11	Solar	19.05
1405	986	DTE Electric	48726	January-14	Solar	14.00
1406	987	DTE Electric	48726	August-11	Solar	18.00
1407	988	DTE Electric	48726	February-12	Solar	14.80
1408	989	DTE Electric	48726	August-11	Solar	13.82
1409	990	DTE Electric	48726	August-11	Solar	3.09
1410	991	DTE Electric	48726	October-11	Solar	14.40
1411	992	DTE Electric	48726	October-11	Solar	13.54
1412	993	DTE Electric	48726	December-09	Wind	1.80
1413	994	DTE Electric	48726	November-11	Solar	8.60
1414	995	DTE Electric	48727	January-12	Solar	17.00
1415	996	DTE Electric	48727	November-11	Solar	19.01
1416	997A	DTE Electric	48729	July-10	Solar	6.91
	997B	DTE Electric	48729	November-11	Solar	3.00
1417	998	DTE Electric	48731	January-12	Solar	11.28
1418	999	DTE Electric	48731	October-10	Solar	19.01
1419	1000	DTE Electric	48731	December-10	Solar	14.40
1420	1001	DTE Electric	48733	December-10	Solar	19.01
1421	1002	DTE Electric	48733	August-11	Solar	19.01
1422	1003	DTE Electric	48733	May-11	Solar	15.20
1423	1004	DTE Electric	48733	June-14	Solar	17.97
1424	1005	DTE Electric	48733	September-11	Solar	19.01
1425	1006	DTE Electric	48733	August-11	Solar	19.01
1426	1007	DTE Electric	48733	August-11	Solar	19.01
1427	1008	DTE Electric	48733	August-11	Solar	19.01
1428	1009	DTE Electric	48733	August-11	Solar	19.01
1429	1010	DTE Electric	48733	November-11	Solar	14.00
1430	1011	DTE Electric	48733	July-11	Solar	19.01
1431	1012	DTE Electric	48733	July-11	Solar	19.20
1432	1013	DTE Electric	48733	January-12	Solar	7.60
1433	1014	DTE Electric	48733	July-11	Solar	19.01

Total Number of Customers	Utility Total Customers*	Electric Provider	Zip Code	Starting Month & Year	Technology Type	Generator Size (kW)
1434	1015	DTE Electric	48733	November-10	Solar	13.82
1435	1016	DTE Electric	48741	September-11	Solar	19.20
1436	1017	DTE Electric	48741	June-11	Solar	6.72
1437	1018	DTE Electric	48744	August-11	Solar	11.52
1438	1019	DTE Electric	48744	August-11	Solar	2.39
1439	1020	DTE Electric	48744	December-11	Solar	19.01
1440	1021	DTE Electric	48746	December-11	Wind	1.80
1441	1022	DTE Electric	48755	February-12	Solar	17.06
1442	1023	DTE Electric	48755	September-11	Solar	19.01
1443	1024	DTE Electric	48755	February-12	Solar	17.28
1444	1025A	DTE Electric	48755	November-06	Wind	10.00
	1025B	DTE Electric	48755	February-10	Solar	2.19
1445	1026A	DTE Electric	48755	November-11	Solar	4.69
	1026B	DTE Electric	48755	November-11	Solar	14.26
1446	1027	DTE Electric	48755	February-11	Solar	19.01
1447	1028	DTE Electric	48755	July-11	Solar	9.65
1448	1029	DTE Electric	48755	January-14	Solar	8.64
1449	1030	DTE Electric	48757	May-12	Solar	1.29
1450	1031	DTE Electric	48757	November-11	Solar	19.01
1451	1032	DTE Electric	48757	December-11	Solar	19.01
1452	1033	DTE Electric	48757	April-12	Solar	19.01
1453	1034	DTE Electric	48757	June-11	Solar	19.01
1454	1035	DTE Electric	48757	April-13	Solar	18.00
1455	1036	DTE Electric	48757	July-11	Solar	19.01
1456	1037	DTE Electric	48759	August-14	Solar	17.00
1457	1038	DTE Electric	48759	October-14	Solar	17.00
1458	1039	DTE Electric	48760	August-11	Solar	18.95
1459	1040	DTE Electric	48767	January-13	Solar	7.00
1460	1041	DTE Electric	48768	September-11	Solar	19.01
1461	1042	DTE Electric	48768	May-11	Solar	19.01
1462	1043	DTE Electric	48768	April-12	Solar	7.00
1463	1044	DTE Electric	48768	April-12	Solar	10.00
1464	1045A	DTE Electric	48768	October-12	Wind	2.96
	1045B	DTE Electric	48768	October-12	Solar	2.16
1465	1046	DTE Electric	48768	November-09	Wind	1.80
1466	1047	DTE Electric	48769	October-13	Solar	5.20
1467	1048	DTE Electric	48819	September-12	Solar	6.00
1468	1049	DTE Electric	48836	February-12	Solar	1.98
1469	1050	DTE Electric	48836	February-12	Solar	1.94
1470	1051	DTE Electric	48836	October-12	Solar	2.87
1471	1052	DTE Electric	48836	January-12	Solar	1.62
1472	1053	DTE Electric	48836	July-11	Solar	4.73

Total Number of Customers	Utility Total Customers*	Electric Provider	Zip Code	Starting Month & Year	Technology Type	Generator Size (kW)
1473	1054	DTE Electric	48836	February-13	Solar	1.95
1474	1055	DTE Electric	48836	November-13	Wind	6.00
1475	1056	DTE Electric	48836	June-13	Solar	1.72
1476	1057	DTE Electric	48843	January-12	Solar	1.94
1477	1058	DTE Electric	48843	April-13	Solar	1.72
1478	1059	DTE Electric	48843	June-10	Solar	3.04
1479	1060	DTE Electric	48843	January-10	Solar	1.92
1480	1061	DTE Electric	48843	August-08	Wind	1.80
1481	1062	DTE Electric	48843	December-10	Solar	3.43
1482	1063	DTE Electric	48843	February-12	Solar	2.04
1483	1064	DTE Electric	48843	January-12	Solar	1.94
1484	1065	DTE Electric	48843	December-09	Solar	3.90
1485	1066	DTE Electric	48843	April-10	Solar	5.13
1486	1067	DTE Electric	48855	February-12	Solar	2.50
1487	1068	DTE Electric	48855	June-13	Solar	1.72
1488	1069	DTE Electric	48855	March-13	Solar	3.91
1489	1070	DTE Electric	48855	November-14	Solar	6.00
1490	1071	DTE Electric	48855	May-10	Solar	4.49
1491	1072	DTE Electric	48855	March-12	Solar	2.96
1492	1073	DTE Electric	48872	November-10	Solar	6.18
1493	1074	DTE Electric	48892	September-09	Wind	1.80
1494	1075	DTE Electric	48892	May-12	Solar	17.88
1495	1076	DTE Electric	48895	October-11	Solar	4.94
1496	1077	DTE Electric	48895	August-10	Solar	3.90
1497	1078	DTE Electric	48895	May-12	Solar	17.88
1498	1079A	DTE Electric	48895	March-10	Solar	1.52
	1079B	DTE Electric	48895	October-12	Solar	2.87
1499	1080A	DTE Electric	48895	April-07	Wind	1.80
	1080B	DTE Electric	48895	July-10	Solar	2.41
	1080C	DTE Electric	48895	October-12	Solar	1.67
1500	1081	DTE Electric	48895	October-13	Solar	8.80
1501	1082A	DTE Electric	49236	May-11	Solar	2.23
	1082B	DTE Electric	49236	October-13	Solar	4.68
1502	1083A	DTE Electric	49236	December-10	Solar	5.41
	1083B	DTE Electric	49236	December-10	Solar	10.77
1503	1084	DTE Electric	49270	January-10	Solar	3.15
1504	1085	DTE Electric	49270	October-14	Solar	10.00
1505	1086	DTE Electric	49270	January-13	Solar	6.45
1506	1	Direct Energy	48323	February-11	Solar	3.44
1507	1	Great Lakes	49455	August-08	Wind	1.80
1508	2	Great Lakes	49050	February-09	Solar	4.00
1509	3	Great Lakes	49459	July-09	Wind	20.00

Total Number of Customers	Utility Total Customers*	Electric Provider	Zip Code	Starting Month & Year	Technology Type	Generator Size (kW)
1510	4	Great Lakes	49437	July-09	Wind	20.00
1511	5	Great Lakes	49646	July-09	Wind	1.80
1512	6	Great Lakes	49454	July-09	Wind	1.80
1513	7	Great Lakes	49405	July-09	Wind	1.80
1514	8	Great Lakes	49648	July-09	Wind	1.80
1515	9	Great Lakes	49615	July-09	Wind	1.80
1516	10	Great Lakes	49720	July-09	Wind	1.80
1517	11	Great Lakes	49344	July-09	Solar	4.00
1518	12	Great Lakes	49337	July-09	Wind	5.00
1519	13	Great Lakes	49720	July-09	Wind	4.00
1520	14A	Great Lakes	49431	January-10	Wind	1.25
	14B	Great Lakes	49431	January-10	Solar	1.25
1521	15	Great Lakes	48455	January-10	Wind	2.40
1522	16	Great Lakes	49770	April-10	Solar	9.00
1523	17	Great Lakes	49713	April-10	Wind	1.80
1524	18	Great Lakes	49455	May-10	Wind	1.00
1525	19	Great Lakes	49323	May-10	Solar	1.00
1526	20	Great Lakes	49639	June-10	Wind	1.80
1527	21	Great Lakes	49680	June-10	Solar	1.90
1528	22	Great Lakes	49646	September-10	Wind	2.80
1529	23	Great Lakes	49665	September-10	Wind	1.20
1530	24A	Great Lakes	49333	September-10	Solar	0.85
	24B	Great Lakes	49333	October-10	Wind	0.85
1531	25	Great Lakes	49735	October-10	Solar	20.00
1532	26A	Great Lakes	49751	October-10	Solar	0.85
	26B	Great Lakes	49751	November-10	Wind	0.85
1533	27	Great Lakes	49344	December-10	Solar	3.10
1534	28	Great Lakes	49680	December-10	Solar	1.30
1535	29	Great Lakes	49437	May-11	Solar	1.50
1536	30	Great Lakes	49740	July-11	Solar	1.00
1537	31	Great Lakes	49337	August-11	Solar	5.00
1538	32	Great Lakes	49735	September-11	Wind	3.20
1539	33	Great Lakes	49738	October-11	Solar	4.30
1540	34	Great Lakes	49522	November-11	Wind	3.00
1541	35	Great Lakes	49349	November-11	Wind	5.00
1542	36	Great Lakes	49735	November-11	Solar	5.60
1543	37	Great Lakes	49421	November-11	Solar	2.40
1544	38	Great Lakes	49420	November-11	Solar	2.40
1545	39	Great Lakes	49420	November-11	Solar	2.50
1546	40	Great Lakes	49735	December-11	Solar	5.60
1547	41A	Great Lakes	49455	December-11	Wind	0.70
	41B	Great Lakes	49455	December-11	Solar	0.70

Total Number of Customers	Utility Total Customers*	Electric Provider	Zip Code	Starting Month & Year	Technology Type	Generator Size (kW)
1548	42	Great Lakes	49646	December-11	Solar	2.50
1549	43	Great Lakes	49346	July-11	Solar	4.10
1550	44	Great Lakes	49741	June-12	Wind	11.00
1551	45	Great Lakes	49740	May-12	Wind	10.00
1552	46	Great Lakes	49455	May-12	Solar	2.80
1553	47	Great Lakes	49455	May-12	Solar	1.90
1554	48	Great Lakes	49770	June-12	Wind	2.40
1555	49	Great Lakes	49451	February-12	Solar	3.00
1556	50	Great Lakes	49795	November-12	Solar	20.00
1557	51	Great Lakes	49421	June-12	Solar	2.50
1558	52	Great Lakes	49631	May-12	Solar	3.90
1559	53	Great Lakes	49735	August-12	Solar	11.30
1560	54	Great Lakes	49437	September-12	Solar	2.40
1561	55	Great Lakes	49421	October-12	Solar	0.50
1562	56	Great Lakes	49344	September-12	Solar	7.00
1563	57	Great Lakes	49720	December-12	Wind	10.00
1564	58	Great Lakes	49452	May-13	Solar	1.90
1565	59	Great Lakes	49402	January-13	Solar	6.00
1566	60	Great Lakes	49459	January-13	Wind	2.10
1567	61	Great Lakes	49323	Apr-13	Solar	3.90
1568	62	Great Lakes	49058	May-13	Solar	7.50
1569	63	Great Lakes	49304	August-13	Solar	1.50
1570	64	Great Lakes	49436	September-13	Solar	0.70
1571	65	Great Lakes	49330	November-13	Wind	10.00
1572	66	Great Lakes	49420	October-14	Wind	3.00
1573	67	Great Lakes	49410	January-14	Solar	5.30
1574	68	Great Lakes	49770	March-14	Solar	20.00
1575	69	Great Lakes	49337	April-14	Solar	7.50
1576	70	Great Lakes	49455	April-14	Solar	5.20
1577	71	Great Lakes	49712	May-14	Solar	16.30
1578	72	Great Lakes	49639	August-14	Solar	6.10
1579	73	Great Lakes	49770	September-14	Solar	3.90
1580	74	Great Lakes	49733	December-14	Solar	5.00
1581	1	HomeWorks TC	48875	January-09	Solar	5.00
1582	2	HomeWorks TC	48632	January-10	Solar	3.90
1583	3	HomeWorks TC	49340	June-10	Solar	2.50
1584	4	HomeWorks TC	48813	December-10	Wind	3.60
1585	5	HomeWorks TC	49310	April-11	Solar	4.00
1586	6A	HomeWorks TC	49346	December-11	Wind	1.80
	6B	HomeWorks TC	49346	December-11	Solar	1.90
1587	7	HomeWorks TC	49310	August-12	Wind	1.80
1588	8	HomeWorks TC	49305	September-12	Solar	4.00

Total Number of Customers	Utility Total Customers*	Electric Provider	Zip Code	Starting Month & Year	Technology Type	Generator Size (kW)
1589	9	HomeWorks TC	49073	November-12	Solar	5.00
1590	10	HomeWorks TC	48875	May-13	Solar	10.00
1591	11	HomeWorks TC	48813	June-14	Solar	8.00
1592	12	HomeWorks TC	49340	September-14	Solar	5.00
1593	13	HomeWorks TC	48858	October-14	Solar	3.60
1594	14	HomeWorks TC	49340	December-14	Solar	5.00
1595	1	Indiana Michigan	49022	January-07	Solar	7.10
1596	2	Indiana Michigan	49038	June-07	Solar	3.60
1597	3	Indiana Michigan	49098	February-08	Wind	1.90
1598	4	Indiana Michigan	49107	April-08	Solar	2.10
1599	5	Indiana Michigan	49113	August-08	Wind	1.90
1600	6	Indiana Michigan	49042	August-08	Wind	1.90
1601	7	Indiana Michigan	49120	October-08	Solar	3.50
1602	8	Indiana Michigan	49120	December-08	Wind	1.80
1603	9	Indiana Michigan	49120	January-09	Wind	10.00
1604	10	Indiana Michigan	49038	March-09	Wind	2.40
1605	11	Indiana Michigan	49128	April-09	Solar	5.30
1606	12	Indiana Michigan	49079	June-09	Solar	4.00
1607	13	Indiana Michigan	49022	June-09	Wind	1.90
1608	14	Indiana Michigan	49115	November-09	Wind	1.20
1609	15	Indiana Michigan	49111	April-10	Wind	5.00
1610	16	Indiana Michigan	49128	August-10	Solar	4.10
1611	17	Indiana Michigan	49128	August-10	Solar	10.00
1612	18	Indiana Michigan	49038	October-10	Solar	4.70
1613	19	Indiana Michigan	49120	May-11	Wind	5.00
1614	20	Indiana Michigan	49055	December-11	Solar	2.80
1615	21	Indiana Michigan	49126	February-12	Wind	2.40
1616	22	Indiana Michigan	49127	January-12	Solar	2.80
1617	23	Indiana Michigan	49117	September-12	Solar	10.00
1618	24	Indiana Michigan	49102	April-13	Solar	1.60
1619	25	Indiana Michigan	49079	December-13	Solar	3.00
1620	26	Indiana Michigan	49085	July-14	Solar	2.80
1621	27	Indiana Michigan	49047	October-14	Solar	2.90
1622	28	Indiana Michigan	49107	October-14	Solar	18.00
1623	29	Indiana Michigan	49022	December-14	Solar	6.00
1624	1	Midwest	49220	January-08	Wind	5.00
1625	2	Midwest	49002	January-08	Solar	2.00
1626	3	Midwest	49097	August-08	Solar	3.00
1627	4	Midwest	46514	November-08	Wind	10.00
1628	5A	Midwest	49279	December-08	Wind	5.00
	5B	Midwest	49279	July-10	Solar	2.30
1629	6	Midwest	43521	January-09	Wind	1.80

Total Number of Customers	Utility Total Customers*	Electric Provider	Zip Code	Starting Month & Year	Technology Type	Generator Size (kW)
1630	7	Midwest	46530	February-09	Wind	1.80
1631	8	Midwest	49065	April-09	Solar	2.80
1632	9	Midwest	49031	June-09	Wind	1.80
1633	10	Midwest	49112	August-09	Solar	3.00
1634	11	Midwest	49286	August-09	Solar	4.00
1635	12	Midwest	49079	October-09	Solar	3.00
1636	13	Midwest	49065	June-11	Solar	4.00
1637	14	Midwest	49047	March-11	Wind	1.80
1638	15	Midwest	49047	May-11	Solar	4.00
1639	16	Midwest	49112	February-12	Solar	2.80
1640	17	Midwest	49079	June-12	Solar	2.80
1641	18	Midwest	49065	May-12	Solar	1.00
1642	19	Midwest	49120	November-12	Solar	2.80
1643	20	Midwest	49079	November-12	Solar	18.00
1644	21	Midwest	49074	December-12	Solar	20.00
1645	22	Midwest	49112	November-14	Solar	3.00
1646	1A	Ontonagon	49913	June-06	Solar	2.50
	1B	Ontonagon	49913	June-06	Solar	2.50
1647	2A	Ontonagon	49930	October-06	Wind	2.50
	2B	Ontonagon	49930	October-06	Solar	2.50
1648	3A	Ontonagon	49930	Unknown	Hydro	0.5
	3B	Ontonagon	49930	Unknown	Solar	0.5
1649	4	Ontonagon	49953	October-09	Wind	2.50
1650	5	Ontonagon	49913	December-09	Wind	2.50
1651	6	Ontonagon	49916	December-09	Wind	2.50
1652	7	Ontonagon	49913	March-10	Wind	3.00
1653	8	Ontonagon	49946	March-11	Solar	2.00
1654	9	Ontonagon	49946	March-11	Solar	4.00
1655	10	Ontonagon	49946	March-11	Solar	5.00
1656	11	Ontonagon	49946	March-11	Solar	4.00
1657	12	Ontonagon	49946	March-11	Wind	4.00
1658	13	Ontonagon	49953	December-11	Wind	5.00
1659	14	Ontonagon	49930	July-11	Wind	2.50
1660	15	Ontonagon	49931	September-14	Solar	6.72
1661	16	Ontonagon	49913	January-14	Solar	4.80
1662	17	Ontonagon	49916	December-14	Solar	1.75
1663	1	Presque Isle	49746	June-08	Wind	2.80
1664	2	Presque Isle	49753	July-08	Wind	2.80
1665	3	Presque Isle	49776	September-08	Wind	2.80
1666	4	Presque Isle	49707	September-08	Wind	2.80
1667	5	Presque Isle	49707	October-08	Wind	2.80
1668	6	Presque Isle	49721	October-08	Wind	2.80

Total Number of Customers	Utility Total Customers*	Electric Provider	Zip Code	Starting Month & Year	Technology Type	Generator Size (kW)
1669	7	Presque Isle	49709	November-08	Wind	2.80
1670	8	Presque Isle	49709	November-08	Wind	2.80
1671	9	Presque Isle	49707	January-09	Wind	2.80
1672	10	Presque Isle	49779	February-09	Wind	2.80
1673	11	Presque Isle	49707	June-09	Wind	2.80
1674	12	Presque Isle	49709	July-09	Wind	2.80
1675	13	Presque Isle	49765	July-09	Wind	2.80
1676	14	Presque Isle	49765	August-09	Wind	2.80
1677	15	Presque Isle	49765	September-09	Wind	2.80
1678	16	Presque Isle	49765	October-09	Wind	2.80
1679	17	Presque Isle	49709	September-10	Wind	2.80
1680	18	Presque Isle	49779	October-11	Wind	2.80
1681	19	Presque Isle	49776	August-08	Solar	1.10
1682	20	Presque Isle	49721	April-12	Wind	20.00
1683	21	Presque Isle	49743	August-12	Solar	1.10
1684	22	Presque Isle	49756	July-13	Solar	20.00
1685	1	Thumb Electric	48744	June-08	Wind	1.90
1686	2	Thumb Electric	48744	July-09	Wind	1.90
1687	3	Thumb Electric	48723	April-10	Wind	1.90
1688	4	Thumb Electric	48746	December-10	Solar	3.20
1689	5	Thumb Electric	48744	December-11	Solar	1.84
1690	6	Thumb Electric	48471	April 2012	Solar	18.72
1691	7	Thumb Electric	48471	June 2012	Solar	9.36
1692	8	Thumb Electric	48413	August 2012	Solar	11.28
1693	9	Thumb Electric	48413	August 2012	Solar	8.46
1694	10	Thumb Electric	48416	October 2012	Solar	20.00
1695	11	Thumb Electric	48441	December-12	Solar	19.74
1696	12	Thumb Electric	48441	April 2013	Solar	19.92
1697	13	Thumb Electric	48472	November-13	Solar	6.00
1698	14	Thumb Electric	48475	January 2014	Wind	2.40
1699	15	Thumb Electric	48754	July 2014	Solar	6.00
1700	1	Upper Peninsula	49829	December-06	Wind	2.00
1701	2A	Upper Peninsula	49829	May-08	Solar	5.60
	2B	Upper Peninsula	49829	May-08	Wind	2.00
1702	3	Upper Peninsula	49931	November-08	Wind	2.40
1703	4	Upper Peninsula	49905	December-08	Wind	2.40
1704	5	Upper Peninsula	49837	January-09	Solar	5.50
1705	6	Upper Peninsula	49913	January-09	Wind	2.40
1706	7	Upper Peninsula	49945	January-09	Wind	2.40
1707	8	Upper Peninsula	49807	July-09	Solar	2.00
1708	9	Upper Peninsula	49931	July-09	Wind	1.50
1709	10	Upper Peninsula	49805	August-09	Solar	2.70

Total Number of Customers	Utility Total Customers*	Electric Provider	Zip Code	Starting Month & Year	Technology Type	Generator Size (kW)
1710	11	Upper Peninsula	49805	August-09	Solar	2.70
1711	12	Upper Peninsula	49829	August-09	Wind	2.40
1712	13	Upper Peninsula	49849	August-09	Wind	2.40
1713	14	Upper Peninsula	49913	August-09	Wind	2.40
1714	15	Upper Peninsula	49913	August-09	Wind	2.40
1715	16A	Upper Peninsula	49953	August-09	Solar	0.70
	16B	Upper Peninsula	49953	August-09	Wind	2.40
1716	17	Upper Peninsula	49862	March-12	Solar	2.70
1717	18	Upper Peninsula	49807	October-09	Wind	2.40
1718	19	Upper Peninsula	49829	October-09	Solar	2.80
1719	20	Upper Peninsula	49935	October-09	Wind	2.40
1720	21	Upper Peninsula	49905	December-09	Solar	3.20
1721	22	Upper Peninsula	49807	January-10	Wind	2.40
1722	23	Upper Peninsula	49849	January-10	Wind	2.40
1723	24	Upper Peninsula	49849	March-10	Solar	2.60
1724	25	Upper Peninsula	49849	April-10	Solar	2.80
1725	26	Upper Peninsula	49862	August-10	Wind	10.00
1726	27	Upper Peninsula	49916	September-10	Wind	2.40
1727	28	Upper Peninsula	49945	October-10	Solar	3.60
1728	29	Upper Peninsula	49950	October-11	Solar	1.10
1729	30	Upper Peninsula	49807	October-11	Solar	5.00
1730	31	Upper Peninsula	49837	October-11	Solar	5.10
1731	32	Upper Peninsula	49866	August-11	Solar	3.50
1732	33	Upper Peninsula	49883	December-11	Solar	10.00
1733	34	Upper Peninsula	49950	April-11	Solar	4.00
1734	35	Upper Peninsula	49886	March-11	Wind	2.40
1735	36	Upper Peninsula	49931	February-11	Solar	3.00
1736	37A	Upper Peninsula	49916	March-11	Wind	2.40
	37B	Upper Peninsula	49916	March-11	Solar	1.00
1737	38	Upper Peninsula	49849	January-11	Solar	3.60
1738	39	Upper Peninsula	49816	April-12	Solar	2.40
1739	40	Upper Peninsula	49829	August-12	Solar	6.80
1740	41	Upper Peninsula	49829	June-12	Solar	5.20
1741	42	Upper Peninsula	49829	June-12	Solar	6.00
1742	43	Upper Peninsula	49862	July-12	Solar	1.40
1743	44	Upper Peninsula	49829	September-12	Solar	6.00
1744	45	Upper Peninsula	49931	November-12	Solar	8.60
1745	46	Upper Peninsula	49837	November-12	Solar	5.50
1746	47	Upper Peninsula	49931	November-12	Solar	0.70
1747	48	Upper Peninsula	49829	September-13	Solar	3.00
1748	49	Upper Peninsula	49807	September-13	Solar	8.10
1749	50	Upper Peninsula	49818	September-13	Wind	3.60

Total Number of Customers	Utility Total Customers*	Electric Provider	Zip Code	Starting Month & Year	Technology Type	Generator Size (kW)
1750	51	Upper Peninsula	49878	September-13	Solar	9.50
1751	52	Upper Peninsula	49878	October-13	Solar	5.00
1752	53	Upper Peninsula	49841	October-13	Wind	3.70
1753	54	Upper Peninsula	49980	October-13	Solar	2.2
1754	55	Upper Peninsula	49816	February-14	Solar	5.00
1755	56	Upper Peninsula	49931	April-14	Solar	13.00
1756	57	Upper Peninsula	49807	May-14	Solar	4.00
1757	58	Upper Peninsula	49818	May-14	Solar	7.20
1758	59	Upper Peninsula	49818	May-14	Solar	20.00
1759	60	Upper Peninsula	49931	July-14	Solar	3.00
1760	61	Upper Peninsula	49808	August-14	Solar	7.00
1761	62	Upper Peninsula	49931	September-14	Solar	5.10
1762	63	Upper Peninsula	48725	October-14	Solar	1.80
1763	64	Upper Peninsula	49950	October-14	Solar	2.00
1764	65	Upper Peninsula	49837	October-14	Solar	11.00
1765	66	Upper Peninsula	49931	October-14	Solar	1.30
1766	67	Upper Peninsula	49862	November-14	Solar	2.70
1767	68	Upper Peninsula	49849	November-14	Solar	5.00
1768	69	Upper Peninsula	49931	December-14	Solar	7.90
1769	1	We Energies	49892	July-09	Solar	2.40
1770	2	We Energies	49880	October-08	Wind	5.50
1771	3	We Energies	49801	November-83	Hydro	2.50
1772	4	We Energies	49807	September-11	Wind	5.70
1773	5	We Energies	49847	November-09	Solar	2.00
1774	6	We Energies	49886	April-86	Wind	2.50
1775	7	We Energies	49812	April-09	Wind	6.00
1776	8	We Energies	49969	March-12	Solar	10.00
1777	9	We Energies	49847	August-07	Wind	10.00
1778	10	We Energies	49896	September-08	Solar	1.20
1779	11	We Energies	49801	January-10	Hydro	1.80
1780	12	We Energies	49831	January-10	Wind	7.20
1781	13	We Energies	49920	September-09	Solar	2.40
1782	14	We Energies	49920	Jun-12	Wind	3.90
1783	15	We Energies	49801	January-11	Solar	3.00
1784	16	We Energies	49876	June-09	Wind	2.40
1785	17	We Energies	49807	November-11	Solar	5.10
1786	18	We Energies	49892	July-12	Solar	16.00
1787	19	We Energies	49801	March-13	Solar	0.40
1788	20	We Energies	49892	June-13	Solar	2.60
1789	21	We Energies	49880	October-13	Solar	9.50
1790	22	We Energies	49818	January-14	Solar	11.40
1791	23	We Energies	49807	January-14	Solar	3.50

Total Number of Customers	Utility Total Customers*	Electric Provider	Zip Code	Starting Month & Year	Technology Type	Generator Size (kW)
1792	24	We Energies	49896	January-14	Solar	20.00
1793	25	We Energies	49807	July-14	Solar	6.00
1794	26	We Energies	49807	July-14	Solar	7.00
1795	27	We Energies	49881	December-14	Solar	18.00
1796	28	We Energies	49807	December-14	Solar	4.00
1797	1	WPSC	49893	June-08	Wind	2.50
1798	2	WPSC	49848	August-11	Wind	1.20
1799	3	WPSC	49848	August-11	Solar	1.00
1800	4	WPSC	49887	October-11	Solar	4.80
1801	5	WPSC	49858	February-13	Solar	2.00
1802	1	Xcel	49910	November-13	Solar	4.00
1,802 Total Customers		**1894 Total Installations**				**11,527 kW**
*A, B, C, etc… indicates a single customer with multiple net metering project installations.						

Appendix B

Net Metering Installations by Electric Provider, Year End 2014
Category 2: Greater Than 20 kW - 150 kW Installations

Total Number of Customers	Utility Total Customers*	Electric Provider	Zip Code	Starting Month & Year	Technology Type	Generator Size (kW)
1	1	Consumers Energy	48811	September-13	Solar	51.30
2	2	Consumers Energy	49534	October-14	Solar	112.32
3	3	Consumers Energy	49009	December-11	Solar	21.20
4	4	Consumers Energy	49712	December-13	Solar	40.00
5	5	Consumers Energy	49505	May-12	Solar	110.80
6	6	Consumers Energy	49327	January-13	Wind	30.00
7	7	Consumers Energy	48838	August-12	Solar	76.00
8	8	Consumers Energy	48625	June-13	Solar	95.00
9	9	Consumers Energy	49037	February-13	Wind	100.00
10	10	Consumers Energy	49441	February-12	Solar	70.24
11	11	Consumers Energy	49008	September-11	Solar	27.00
12	12	Consumers Energy	48858	August-14	Solar	147.62
13	13	Consumers Energy	49306	June-11	Solar	40.00
14	14	Consumers Energy	49221	September-13	Solar	68.00
15	15	Consumers Energy	48657	September-14	Solar	20.13
16	16	Consumers Energy	49441	February-12	Solar	70.50

Total Number of Customers	Utility Total Customers*	Electric Provider	Zip Code	Starting Month & Year	Technology Type	Generator Size (kW)
17	17	Consumers Energy	49670	November-12	Wind	120.00
18	18	Consumers Energy	49525	April-12	Solar	100.80
19	1A	DTE Electric	48033	November-14	Solar	135.00
	1B	DTE Electric	48033	November-14	Wind	3.84
20	2	DTE Electric	48047	October-11	Solar	26.40
21	3A	DTE Electric	48090	April-12	Solar	9.00
	3B	DTE Electric	48090	April-12	Solar	9.00
	3C	DTE Electric	48090	November-12	Solar	19.20
	3D	DTE Electric	48090	February-13	Solar	45.47
22	4	DTE Electric	48093	April-13	Solar	109.44
23	5A	DTE Electric	48118	November-11	Solar	10.00
	5B	DTE Electric	48118	November-11	Solar	17.88
24	6A	DTE Electric	48134	December-10	Solar	18.00
	6B	DTE Electric	48134	December-10	Solar	18.95
	6C	DTE Electric	48134	December-10	Solar	9.63
25	7A	DTE Electric	48139	February-11	Solar	19.09
	7B	DTE Electric	48139	March-11	Solar	19.09
26	8A	DTE Electric	48211	December-10	Solar	15.00
	8B	DTE Electric	48211	November-11	Solar	11.52
	8C	DTE Electric	48211	December-12	Solar	11.46
27	9	DTE Electric	48237	August-13	Solar	43.43
28	10	DTE Electric	48359	October-13	Solar	75.68
29	11A	DTE Electric	48380	May-12	Solar	17.19
	11B	DTE Electric	48380	February-13	Solar	12.90
30	12A	DTE Electric	48393	October-12	Wind	4.83
	12B	DTE Electric	48393	October-12	Solar	20.64
31	13A	DTE Electric	48413	October-10	Solar	19.01
	13B	DTE Electric	48413	February-13	Solar	40.00
32	14A	DTE Electric	48755	September-10	Solar	19.01
	14B	DTE Electric	48755	May-12	Solar	22.00
33	15A	DTE Electric	48755	July-11	Solar	19.01
	15B	DTE Electric	48755	October-12	Solar	21.00
34	16	DTE Electric	48759	September-14	Solar	33.00
35	17	DTE Electric	48767	September-13	Solar	35.00
36	1	Indiana Mi Power	49085	September-14	Solar	52.00
37	1	Thumb Electric Coop	48413	April-12	Solar	39.78
37 Total Customers		**52 Total Installations**				**2,283.4 kW**

***A, B, C, etc… indicates a single customer with multiple net metering project installations.

Appendix C

Net Metering Installations by Electric Provider, Year End 2014
Category 3: Methane Digesters >150 kW up to 550 kW

Total Number of Customers	Utility Total Customers	Electric Provider	Zip Code	Starting Month & Year	Technology Type	Generator Size (kW)
1	1	Great Lakes	49329	September-2012	Methane Digester	400
1 Total Customer		**1 Total Installation**				**400 kW**