

MICHIGAN PUBLIC SERVICE COMMISSION

ANNUAL REPORT OF NATURAL GAS UTILITIES (MAJOR AND NON-MAJOR)

This form is authorized by [1919 PA 419](#), as amended, being [MCL 460.55](#) et seq.; and [1969 PA 306](#), as amended, being [MCL 24.201](#) et seq. Filing of this form is mandatory. Failure to complete and submit this form will place you in [violation of state law](#).

Report submitted for year ending: December 31, 2015
Present name of respondent: Presque Isle Electric & Gas Co-op
Address of principal place of business: 19831 M-68 Highway, Onaway, MI 49765
Utility representative to whom inquires regarding this report may be directed: Name: Thomas J. Sobeck Title: Chief Financial Officer Address: 19831 M-68 Highway City: Onaway State: MI Zip: 49765 Telephone, Including Area Code: 989-733-8515
If the utility name has been changed during the past year: Prior Name: Date of Change:
Two copies of the published annual report to stockholders: [] were forwarded to the Commission [] will be forwarded to the Commission on or about
Annual reports to stockholders: [] are published [] are not published

FOR ASSISTANCE IN COMPLETION OF THIS FORM:

Contact the Michigan Public Service Commission (Heather Cantin) at (517) 241-0967 or cantinh@michigan.gov OR forward correspondence to:

Michigan Public Service Commission
Financial Analysis & Audit Division (Heather Cantin)
4300 W. Sagniauw Hwy
Lansing, MI 48917

INSTRUCTIONS FOR THE FILING OF THE ANNUAL REPORT OF
NATURAL GAS UTILITIES (MAJOR AND NONMAJOR)

GENERAL INFORMATION

I. Purpose:

By authority conferred upon the Michigan Public Service Commission by 1919 PA 419, as amended, being MCL 460.55 et seq. and 1969 PA 306, as amended, being MCL 24.201 et seq., this form is a regulatory support requirement. It is designed to collect financial and operational information from public utilities, licensees and others subject to the jurisdiction of the Michigan Public Service Commission. This report is a nonconfidential public use form.

II. Who Must Submit:

Each major and nonmajor gas company, as classified by the Commission's Uniform System of Accounts must submit this form.

NOTE: Major - A gas company having annual natural gas sales over 50 million Dth in each of the 3 previous calendar years

Nonmajor - A gas company having annual natural gas sales at or below 50 million Dth in each of the 3 previous calendar years.

The class to which any utility belongs shall originally be determined by the average of its annual gas sales for the last three consecutive years. Subsequent changes in classification shall be made when the annual gas sales for each of the three years immediately preceding the years exceeds the upper limit, or is less than the lower limit of the classification previously applicable to the utility.

III. What and Where to Submit:

(a) **Submit an original copy of this form to:**

Michigan Public Service Commission (Financial Analysis & Audit Division)
Financial Analysis and Customer Choice Section
4300 W. Saginaw Hwy.
Lansing, MI 48917

Retain one copy of this report for your files. Also submit the electronic version of this record to Heather Cantin at the address below or to cantinh@michigan.gov

(b) Submit immediately upon publication, one (1) copy of the latest annual report to stockholders and any annual financial or statistical report regularly prepared and distributed to bondholders, security analyst, or industry association. (Do not include monthly and quarterly reports. If reports to stockholders are not prepared, enter "NA" in column (c) on Page 5, the List of Schedules.) Mail these reports to:

Michigan Public Service Commission (Financial Analysis & Audit Division)
Financial Analysis and Customer Choice Section
4300 W. Saginaw Hwy
Lansing, MI 48917

(c) For the CPA certification, submit with the original submission of the form, a letter or report prepared in conformity with current standards of reporting which will:

- (i) Contain a paragraph attesting to the conformity, in all material aspects, of the schedules and pages listed below with the Commission's applicable Uniform Systems of Accounts (including applicable notes relating thereto and the Chief Accountant's published accounting releases), and

at the end of the current reporting year, and use for statement of income accounts the current year's amounts.

- III. Complete each question fully and accurately, even if it has been answered in a previous annual report. Enter the word "NONE" where it truly and completely states the fact.
- IV. For any page(s) that is not applicable to respondent, either
 - (a) Enter the words "NOT APPLICABLE" on the particular page(s), OR
 - (b) Omit the page(s) and enter "NA", "NONE", or "NOT APPLICABLE" in column (c) on the List of Schedules, pages 2, 3, 4.
- V. Complete this report by means which result in a permanent record. Complete the original copy in permanent black ink or typewriter print, if practical. The copies, however, may be carbon copies or other similar means or reproduction provided the impressions are clear and readable.
- VI. Enter the month, day, and year for all dates. Use customary abbreviations. The "Date of Report" at the top of each page is applicable only to resubmissions (See VIII, below).
- VII. Indicate negative amounts (such as decreases) by enclosing the figures in parentheses ().
- VIII. When making revisions, resubmit only those pages that have been changed from the original submission. Submit the same number of copies as required for filing the form. Include with the resubmission the identification and Attestation page, page 1. Mail dated resubmissions to:

Michigan Public Service Commission (Financial Analysis & Audit Division)
Financial Analysis and Customer Choice Section
4300 W. Saginaw Hwy
Lansing, MI 48917
- IX. Provide a supplemental statement further explaining accounts or pages as necessary. Attach the supplemental statement (8 1/2 x 11 inch size) to the page being supplemented. Provide the appropriate identification information, including the title(s) of the page and page number supplemented.
- X. Do not make references to reports of previous years or to other reports in lieu of required entries, except as specifically authorized.
- XI. Wherever (schedule) pages refer to figures from a previous year, the figures reported must be based upon those shown by the annual report of the previous year, or an appropriate explanation given as to why the different figures were used.
- XII. Report all gas volumes on a pressure base of 14.65 psia and a temperature base of 60° F.
- XIII. Respondents may submit computer printed schedules (reduced to 8 1/2 x 11 inch size) instead of preprinted schedules if they are in substantially the same format.

DEFINITIONS

- I. BTU per cubic foot - The total heating value, expressed in Btu, produced by the combustion, at constant pressure, of the amount of the gas which would occupy a volume of 1 cubic foot at a temperature of 60° F if saturated with water vapor and under a pressure equivalent to that of 30 inches of mercury at 32° F, and under standard gravitational force (980.65 cm. Per sec. ²) with air of the same temperature and pressure as the gas, when the products of combustion are cooled to the initial temperature of gas and air when the water formed by combustion is condensed to the liquid state. (Sometimes called gross heating value or total heating value.)

- (ii) Signed by independent certified public accountants or an independent licensed public accountant, certified or licensed by a regulatory authority or a state or other political subdivision of the U.S. (See 18 CFR 41.10-41.12 for specific qualifications).

<u>Schedules</u>	<u>Reference Page</u>
Comparative Balance Sheet	110 - 113
Statement of Income	114 - 117
Statement of Retained Earnings	118 - 119
Statement of Cash Flows	120 - 121
Notes to Financial Statements	122 - 123

When accompanying this form, insert the letter or report immediately following the cover sheet. Use the following form for the letter or report unless unusual circumstances or conditions, explained in the letter or report, demand that it be varied. Insert parenthetical phrases only when exceptions are reported.

In connection with our regular examination of the financial statements of _____ for the year ended on which we have reported separately under the date of _____ we have also reviewed schedules _____ of Form P-522 for the year filed with the Michigan Public Service Commission as set forth in its applicable Uniform System of Accounts and published accounting releases. Our review for this purpose included such tests of accounting records and such other auditing procedures as we considered necessary in the circumstances.

Based on our review, in our opinion the accompanying schedules identified in the preceding paragraph (except as noted below) conform in all material respects with the accounting requirements of the Michigan Public Service Commission as set forth in its applicable Uniform System of Accounts and published accounting releases.

State in the letter or report which, if any, of the pages above do not conform to the Commission's requirements. Describe the discrepancies that exist.

- (d) Federal, state, and local governments and other authorized users may obtain additional blank copies to meet their requirements for a charge from:

Michigan Public Service Commission (Financial Analysis & Audit Division)
 Financial Analysis and Customer Choice Section
 4300 W. Saginaw Hwy.
 Lansing, MI 48917

IV. When to Submit

Submit this report form on or before April 30 of the year following the year covered by this report.


GENERAL INSTRUCTIONS

- I. Prepare this report in conformity with the Uniform System of Accounts (USOA). Interpret all accounting words and phrases in accordance with the USOA.
- II. Enter in whole number (dollars or Dth) only, except where otherwise noted. (Enter cents for averages and figures per unit where cents are important. The truncating of cents is allowed except on the four basic financial statements where rounding is required). The amounts shown on all supporting pages must agree with the amounts entered on the statements that they support. When applying thresholds to determine significance for reporting purposes, use for balance sheet accounts the balances

- I. Commission Authorization (Comm. Auth.) - The authorization of the Michigan Public Service Commission, or any other Commission. Name the Commission whose authorization was obtained and give the date of the authorization.
- II. Respondent - The person, corporation, licensee, agency, authority, or other legal entity or instrumentality in whose behalf the report is made.

MPSC FORM P-522

ANNUAL REPORT OF NATURAL GAS COMPANIES (Major and Nonmajor)

IDENTIFICATION		
01 Exact Legal Name of Respondent Presque Isle Electric & Gas Co-op	02 Year of Report December 31, 2015	
03 Previous Name and Date of Change (if name changed during year)		
04 Address of Principal Business Office at End of Year (Street, City, State, Zip) 19831 M-68 Highway Onaway, MI 49765		
05 Name of Contact Person Thomas J. Sobeck	06 Title of Contact Person Chief Financial Officer	
07 Address of Contact Person (Street, City, State, Zip) 19831 M-68 Highway Onaway, MI 49765		
08 Telephone of Contact Person, Including Area Code: 989-733-8515	09 This Report is (1) <input checked="" type="checkbox"/> An Original (2) <input type="checkbox"/> A Resubmission	10 Date of Report (Mo, Da, Yr) 4/30/2016
ATTESTATION		
The undersigned officer certifies that he/she has examined the accompanying report; that to the best of his/her knowledge, information, and belief, all statements of fact contained in the accompanying report are true and the accompanying report is a correct statement of the business and affairs of the above named respondent in respect to each and every matter set forth therein during the period from and including January 1 and including December 31 of the year of the report.		
01 Name Brian J. Burns	03 Signature 	04 Date Signed (Mo, Da, Yr) 4/30/2016
02 Title President & CEO		

Name of Respondent Presque Isle Electric & Gas Co	This Report Is: (1) <input checked="" type="checkbox"/> An Original (2) <input type="checkbox"/> A Resubmission	Date of Report (Mo, Da, Yr) 4/30/2016	Year of Report 12/31/2015
LIST OF SCHEDULES (Natural Gas Utility)			
Enter in column (c) the terms "none," "not applicable," or "NA," as appropriate, where no information or amounts have been reports for		certain pages. Omit pages where the responses are "none," "not applicable," or "NA."	
Title of Schedule (a)	Reference Page No. (b)	Remarks (c)	
GENERAL CORPORATE INFORMATION AND FINANCIAL STATEMENTS			
General Information	101		
Control Over Respondent & Other Associated Companies	M 102		
Corporations Controlled by Respondent	103		
Officers and Employees	M 104		
Directors	105		
Security Holders and Voting Powers	M 106-107		
Important Changes During the Year	108-109		
Comparative Balance Sheet	M 110-113		
Statement of Income for the Year	M 114-117		
Statement of Retained Earnings for the Year	M 118-119		
Statement of Cash Flows	120-121		
Notes to Financial Statements	122-123		
BALANCE SHEET SUPPORTING SCHEDULES (Assets and Other Debits)			
Summary of Utility Plant and Accumulated Provisions for Depreciation, Amortization, and Depletion	200-201		
Gas Plant in Service	M 204-212B		
Gas Plant Leased to Others	213		
Gas Plant Held for Future Use	214		
Production Properties Held for Future Use	215		
Construction Work in Progress - Gas	216		
Construction Overheads - Gas	217		
General Description of Construction Overhead Procedure	M 218		
Accumulated Provision for Depreciation of Gas Utility Plant	M 219		
Gas Stored	220		
Nonutility Property	221		
Accumulated Provision for Depreciation and Amortization of Nonutility Property	221		
Investments	222-223		
Investment in Subsidiary Companies	224-225		
Gas Prepayments Under Purchase Agreements	226-227		
Advances for Gas Prior to Initial Deliveries or Commission Certification	229		
Prepayments	230		
Extraordinary Property Losses	230		
Unrecovered Plant and Regulatory Study Costs	230		
Preliminary Survey and Investigation Charges	231		
Other Regulatory Assets	232		
Miscellaneous Deferred Debits	233		
Accumulated Deferred Income Taxes (Account 190)	234-235		

Name of Respondent Presque Isle Electric & Gas Co	This Report Is: (1) <input checked="" type="checkbox"/> An Original (2) <input type="checkbox"/> A Resubmission	Date of Report (Mo, Da, Yr) 4/30/2016	Year of Report 12/31/2015
LIST OF SCHEDULES (Natural Gas Utility)			
Title of Schedule (a)	Reference Page No. (b)	Remarks (c)	
BALANCE SHEET SUPPORTING SCHEDULES (Liabilities and Other Credits)			
Capital Stock	250-251		
Capital Stock Subscribed, Capital Stock Liability for Conversion, Premium on Capital Stock, and Installments Received on Capital Stock	252		
Other Paid-in Capital	253		
Discount on Capital Stock	254		
Capital Stock Expense	254		
Securities Issued or Assumed and Securities Refunded or Retired During the Year	255		
Long Term Debt	256-257		
Unamortized Debt Expense, Premium and Discount on Long-Term Debt	258-259		
Unamortized Loss and Gain on Required Debt	260		
Reconciliation of Reported Net Income with Taxable Income for Federal Income Taxes	M 261A-B		
Calculation of Federal Income Tax	M 261C-D		
Taxes Accrued, Prepaid and Charged During Year	262-263		
Investment Tax Credits Generated and Utilized	264-265		
Accumulated Deferred Investment Tax Credits	M 266-267		
Miscellaneous Current and Accrued Liabilities	M 266-267		
Other Deferred Credits	269		
Accumulated Deferred Income Taxes - Accelerated Amortization Property	272-273		
Accumulated Deferred Income Taxes - Other Property	274-275		
Accumulated Deferred Income Taxes - Other	M 276A-B		
Other Regulatory Liabilities	278		
INCOME ACCOUNT SUPPORTING SCHEDULES			
Gas Operating Revenues	300-301		
Rates and Sales Section	M 305A-C		
Off-System Sales - Natural Gas	M 310A-B		
Revenue from Transportation of Gas of Others - Natural Gas	312-313		
Sales of Products Extracted from Natural Gas	315		
Revenues from Natural Gas Processed by Others	315		
Gas Operation and Maintenance Expenses	M 320-325		
Number of Gas Department Employees	325		
Exploration and Development Expenses	326		
Abandoned Leases	326		
Gas Purchases	M 327, 327A-B		
Exchange Gas Transactions	328-330		
Gas Used in Utility Operations - Credit	331		
Transmission and Compression of Gas by Others	332-333		
Other Gas Supply Expenses	334		
Miscellaneous General Expenses - Gas	M 335		
Depreciation, Depletion and Amortization of Gas Plant	336-338		
Income from Utility Plan Leased to Others	339		
Particulars Concerning Certain Income Deduction and Interest Charges	340		

Name of Respondent Presque Isle Electric & Gas Co	This Report Is: (1) <input checked="" type="checkbox"/> An Original (2) <input type="checkbox"/> A Resubmission	Date of Report (Mo, Da, Yr) 4/30/2016	Year of Report 12/31/2015
LIST OF SCHEDULES (Natural Gas Utility)			
Title of Schedule (a)	Reference Page No. (b)	Remarks (c)	
COMMON SECTION			
Regulatory Commission Expenses	350-351		
Research, Development and Demonstration Activities	352-253		
Distribution of Salaries and Wages	354-355		
Charges for Outside Professional and Other Consultative Services	357		
GAS PLANT STATISTICAL DATA			
Natural Gas Reserves and Land Acreage	500-501		
Changes in Estimated Hydrocarbon Reserves and Costs, and Net Realized Value	504-505		
Compressor Stations	508-509		
Gas and Oil Wells	510		
Gas Storage Projects	M 512-513		
Distribution and Transmission Lines	M 514		
Liquefied Petroleum Gas Operations	516-517		
Distribution System Peak Deliveries	M 518		
Auxiliary Peaking Facilities	519		
System Map	522		
Footnote Data	551		
Stockholders' Report	--		
MPSC SCHEDULES			
Reconciliation of Deferred Income Tax Expenses	117A-B		
Operating Loss Carryforward	117C		
Notes & Accounts Receivable Summary for Balance Sheet	228A		
Accumulated Provision for Uncollectible Accounts - Credit	228A		
Receivables From Associated Companies	228B		
Materials and Supplies	228C		
Notes Payable	260A		
Payables to Associated Companies	260B		
Customer Advances for Construction	268		
Accumulated Deferred Income Taxes - Temporary	277		
Gas Operation and Maintenance Expenses (Nonmajor)	320N-324N		
Lease Rentals Charged	333A-333D		
Depreciation, Depletion and Amortization of Gas Plant (Nonmajor)	336N		
Particulars Concerning Certain Other Income Accounts	341		
Gain or Loss on Disposition of Property	342A-B		
Expenditures for Certain Civic, Political and Related Activities	343		
Common Utility Plant and Expenses	356		
Summary of Costs Billed to Associated Companies	358-359		
Summary of Costs Billed from Associated Companies	360-361		

Name of Respondent Presque Isle Electric & Gas Co- op	This Report Is: (1) <input checked="" type="checkbox"/> An Original (2) <input type="checkbox"/> A Resubmission	Date of Report (Mo, Da, Yr) 4/30/2016	Year of Report 12/31/2015
---	---	---	------------------------------

GENERAL INFORMATION

1. Provide name and title of officer having custody of the general corporate books of account and address of office where the general corporate books are kept, and address of office where any other corporate books of account are kept, if different from that where the general corporate books are kept.

**BRIAN J. BURNS, CHIEF EXECUTIVE OFFICER
19831 M-68 HIGHWAY ONAWAY, MI 49765**

2. Provide the name of the State under the laws of which respondent is incorporated, and date of incorporation. If incorporated under a special law, give reference to such law. If not incorporated, state the fact and give the type of organization and date organized.

**MICHIGAN
March 26, 1937**

3. If at any time during the year the property of respondent was held by receiver or trustee, give (a) name of receiver or trustee, (b) date such receiver or trustee took possession, (c) the authority by which the receivership or trusteeship was created, and (d) date which possession by receivership or trustee ceased.

NOT APPLICABLE

4. State the classes of utility or other services furnished by respondent during the year in each State in which the respondent operated.

**ELECTRIC DISTRIBUTION
NATURAL GAS DISTRIBUTION**

5. Have you engaged as the principal accountant to audit your financial statements an accountant who is not the principal accountant for your previous year's certified financial statements?

1. Yes..... Enter date when such independent accountant was initially engaged: _____

2. No

Name of Respondent Presque Isle Electric & Gas Co-op	This Report Is: (1) <input checked="" type="checkbox"/> An Original (2) <input type="checkbox"/> A Resubmission	Date of Report (Mo, Da, Yr) 4/30/2016	Year of Report 12/31/2015
---	---	---	------------------------------

CONTROL OVER RESPONDENT & OTHER ASSOCIATED COMPANIES

<p>1. If any corporation, business trust or similar organization or combination of such organizations jointly held control over the respondent at the end of year, state name of controlling corporation or organization, manner in which control was held, and extent of control. If control was in a holding company organization, show the chain of ownership or control to the main parent company or organization. If control was held by a trustee(s), state name of trustee(s), name of beneficiary or beneficiaries for whom trust was maintained, and purpose of the trust.</p>	<p>2. List any entities which respondent did not control either directly or indirectly and which did not control respondent but which were associated companies at any time during the year.</p> <p>3. If the above required information is available from the SEC 10-K Report Form filing, a specific reference to the report form (i.e. year and company title) may be listed provided the fiscal years for both the 10-K report and this report are compatible.</p>
--	--

NOT APPLICABLE

Name of Respondent Presque Isle Electric & Gas Co-op	This Report Is: (1) <input checked="" type="checkbox"/> An Original (2) <input type="checkbox"/> A Resubmission	Date of Report (Mo, Da, Yr) 4/30/2016	Year of Report 12/31/2015
--	---	---	------------------------------

CORPORATIONS CONTROLLED BY RESPONDENT

1. Report below the name of all corporations, business trusts, and similar organizations, controlled directly or indirectly by respondent at any time during the year. If control ceased prior to the end of the year, give particulars (details) in a footnote.
2. If control was by other means than a direct holding of voting rights, state in a footnote the manner in which control was held, naming any intermediaries involved.

3. If control was held jointly with one or more other interests, state the fact in a footnote and name the other interests.
4. If the above required information is available from the SEC 10-K Report From filing, a specific reference to the report form (i.e. year and company title) may be listed in column (a) provided the fiscal years for both the 10-K report and this report are compatible.

DEFINITIONS

1. See the Uniform Systems of Accounts for a definition of control.
2. Direct control is that which is exercised without interposition of an intermediary.
3. Indirect control is that which is exercised by the interposition of an intermediary which exercises direct control.
4. Joint control is that in which neither interest can effectively control or direct action without the consent

of the other, as where the voting control is equally divided between two holders, or each party holds a veto power over the other. Joint control may exist by mutual agreement or understanding between two or more parties who together have control within the meaning of the definition of control in the Uniform System of Accounts, regardless of the relative voting rights of each party.

Name of Company Controlled (a)	Kind of Business (b)	Percent Voting Stock Owned (c)	Footnote Ref. (d)
NOT APPLICABLE			

Name of Respondent Presque Isle Electric & Gas Co-op	This Report Is: (1) <input checked="" type="checkbox"/> An Original (2) <input type="checkbox"/> A Resubmission	Date of Report (Mo, Da, Yr) 4/30/2016	Year of Report 12/31/2015
--	---	---	------------------------------

OFFICERS

1. Report below the name, title and salary for the five executive officers.
2. Report in column (b) salaries and wages accrued during the year including deferred compensation.
3. In column (c) report any other compensation provided such as bonuses, car allowance, stock options and rights, savings contribution, etc., and explain in a footnote what the amounts represent.

4. If a change was made during the year in the incumbent of any position, show the name and total remuneration of the previous incumbent and the date the change in incumbency occurred.
5. Upon request, the Company will provide the Commission with supplemental information on officers and other employees salaries.

Line No.	Name and Title (a)	Base Wages (b)	Other Compensation (c)	Total Compensation (d)
1	BRIAN BURNS, PRESIDENT & CEO	\$177,501.06	\$4,745.99	\$182,247.05
2	JOHN BROWN, CHAIRMAN		\$11,050.00	\$11,050.00
3	ALLAN BERG, VICE CHAIRMAN		\$8,500.00	\$8,500.00
4	DAVID W. SMITH, SECRETARY		\$10,050.00	\$10,050.00
5	DARYL PETERSON, TREASURER		\$11,250.00	\$11,250.00
6				
7				
8				
9				
10	FOOTNOTE:			
11	BRIAN BURNS, PRESIDENT & CEO			
12	50K LIFE INSURANCE PREMIUM		\$1,589.28	
13	VEHICLE COMPENSATION		\$3,156.71	
14			\$4,745.99	
15				
16				
17				
18				

Name of Respondent Presque Isle Electric & Gas Co-op	This Report Is: (1) <input checked="" type="checkbox"/> An Original (2) <input type="checkbox"/> A Resubmission	Date of Report (Mo, Da, Yr) 4/30/2016	Year of Report 12/31/2015
---	---	---	------------------------------

DIRECTORS

1. Report below the information called for concerning each director of the respondent who held office at any time during the year. Include in column (a), abbreviated titles of the directors who are officers of the respondent.

2. Designate members of the Executive Committee by an asterisk and the Chairman of the Executive Committee by a double asterisk.

Name (and Title) of Director (a)	Principal Business Address (b)	No. of Directors Meetings During Yr. (c)	Fees During Year Ref. (d)
John Brown, Chairperson	19831 M-68 Highway	15	\$11,050.00
Allan Berg, Vice Chairperson	Onaway, MI 49765	14	\$8,500.00
David W. Smith, Secretary		15	\$10,050.00
Daryl Peterson, Treasurer		15	\$11,250.00
Robert Wegmeyer, Director		14	\$5,450.00
Sally Knopf, Director		15	\$11,375.00
Kurt Krajniak, Director		15	\$10,050.00
Sandy Borowicz, Director		15	\$11,250.00
Raymond Wozniak, Director		15	\$11,250.00

Name of Respondent Presque Isle Electric & Gas Co-op	This Report Is: (1) <input checked="" type="checkbox"/> An Original (2) <input type="checkbox"/> A Resubmission	Date of Report (Mo, Da, Yr) 4/30/2016	Year of Report 12/31/2015
--	---	---	------------------------------

SECURITY HOLDERS AND VOTING POWERS

1. (A) Give the names and addresses of the 10 security holders of the respondent who, at the date of the latest closing of the stock book or compilation of list of stockholders of the respondent, prior to the end of the year, had the highest voting power in the respondent, and state the number of votes which each would have had the right to cast on that date if a meeting were then in order. If any such holder held in trust, give in a footnote the known particulars of the trust (whether voting trust, etc.), duration of trust, and principal holders of beneficiary interest in the trust. If the stock book was not closed or a list of stockholders were not compiled within one year prior to the end of the year, or if since the previous compilation of a list of stockholders, some other class of security has become vested with voting rights, then show such 10 security holders as of the close of the year. Arrange the names of the security holders in the order of voting power, commencing with the highest. Show in column (a) the titles of officers and directors included in such list of 10 security holders.

(B) Give also the name and indicate the voting powers resulting from ownership of securities of the respondent of each officer and director not included in the list of 10 largest security holders.

2. If any security other than stock carries voting rights, explain in a supplemental statement the circumstances whereby such security became vested with voting rights and give other important particulars (details) concerning the voting rights of such security. State whether voting rights are actual or contingent; if contingent, describe the contingency.

3. If any class or issue of security has any special privileges in the election of directors, trustees or managers, or in the determination of corporate action by any method, explain briefly in a footnote.

4. Furnish particulars (details) concerning any options, warrants, or rights outstanding at the end of the year for others to purchase securities of the respondent or any securities or other assets owned by the respondent, including prices, expiration dates, and other material information relating to exercise of the options, warrants, or rights. Specify the amount of such securities or assets so entitled to be purchased by an officer, director, associated company, or any of the ten largest security holders. This instruction is inapplicable to convertible securities or to any securities substantially all of which are outstanding in the hands of the general public where the options, warrants, or rights were issued on a prorata basis.

1. Give the date of the latest closing of the stock book prior to end of year, and state the purpose of such closing:

NOT APPLICABLE

2. State the total number of votes cast at the latest general meeting prior to the end of the year for election of directors of the respondent and number of such votes cast by proxy:

Total: **1,982**

By Proxy: **0**

3. Give the date and place of such meeting:

**Friday, October 23, 2015
ONAWAY HIGH SCHOOL, ONAWAY, MICHIGAN**

Name of Respondent Presque Isle Electric & Gas Co-op	This Report Is: (1) <input checked="" type="checkbox"/> An Original (2) <input type="checkbox"/> A Resubmission	Date of Report (Mo, Da, Yr) 4/30/2016	Year of Report 12/31/2015
--	---	---	------------------------------

SECURITY HOLDERS AND VOTING POWERS (Continued)

Line No.	Name (Title) and Address of Security Holder (a)	VOTING SECURITIES			
		Number of votes as of (date):			
		Total Votes (b)	Common Stock (c)	Preferred Stock (d)	Other (e)
4	TOTAL votes of all voting securities				
5	TOTAL number of security holders				
6	TOTAL votes of security holders listed below				
7	NOT APPLICABLE				
8					
9					
10					
11					
12					
13					
14					
15					
16					
17					
18					
19					
20					
21					
22					
23					
24					
25					
26					
27					

Name of Respondent Presque Isle Electric & Gas Co-op	This Report Is: (1) <input checked="" type="checkbox"/> An Original (2) <input type="checkbox"/> A Resubmission	Date of Report (Mo, Da, Yr) 4/30/2016	Year of Report 12/31/2015
--	---	---	------------------------------

IMPORTANT CHANGES DURING THE YEAR

Give particulars (details) concerning the matters indicated below. Make the statements explicit and precise, and number them in accordance with the inquiries. Each inquiry should be answered. Enter "none", "not acceptable" or "NA" where applicable. If information which answers an inquiry is given elsewhere in the report, make a reference to the schedule in which it appears.

1. Changes in and important additions to franchise rights: Describe the actual consideration given therefor and state from whom the franchise rights were acquired. If acquired without the payment of consideration, state that fact.

2. Acquisition of ownership in other companies by reorganization, merger, or consolidation with other companies: Give names of companies involved, particulars concerning the transactions, name of the Commission authorizing the transaction, and reference to Commission authorization.

3. Purchase or sale of an operating unit or system: Give a brief description of the property, and of the transactions relating thereto, and reference to Commission authorization, if any was required. Give date journal entries called for by the Uniform System of Accounts were submitted to the Commission.

4. Important leaseholds (other than leaseholds for natural gas lands) that have been acquired or given, assigned or surrendered: Give effective dates, lengths of terms, names of parties, rents and other conditions. State name of Commission authorizing lease and give reference to such authorization.

5. Important extension or reduction of transmission or distribution system: State territory added or relinquished and date operations began or ceased and give reference to Commission authorization, if any was required. State also the approximate number of customers added or lost and approximate annual revenues of each class of service. Each natural gas company must also state major new continuing

sources of gas made available to it from purchases, development, purchase contract or otherwise, giving location and approximate total gas volumes available, period of contracts, and other parties to any such arrangements etc.

6. Obligations incurred or assumed by respondent as guarantor for the performance by another of any agreement or obligation, including ordinary commercial paper maturing on demand or not later than one year after date of issue: State on behalf of whom the obligation was assumed and amount of the obligation. Give reference to Commission authorization if any was required.

7. Changes in articles of incorporation or amendments to charter: Explain the nature and purpose of such changes or amendments.

8. State the estimated annual effect and nature of any important wage scale changes during the year.

9. State briefly the status of any materially important legal proceedings pending at the end of the year, and the results of any such proceedings culminated during the year.

10. Describe briefly any materially important transactions of the respondent not disclosed elsewhere in this report in which an officer, director, security holder reported on page 106, voting trustee, associated company or known associate of any of these persons was a party or in which any such person had a material interest.

11. Estimated increase or decrease in annual revenues due to important rate changes: State effective date and approximate amount of increase or decrease of each revenue classification. State the number of customers affected.

12. If the important changes during the year relating to the respondent company appearing in the annual report to stockholders are applicable in every respect and furnish the data required by instructions 1 to 11 above, such notes may be attached to this page.

NONE

Name of Respondent Presque Isle Electric & Gas Co-op	This Report Is: (1) <input checked="" type="checkbox"/> An Original (2) <input type="checkbox"/> A Resubmission	Date of Report (Mo, Da, Yr) 4/30/2016	Year of Report 12/31/2015
--	---	---	------------------------------


IMPORTANT CHANGES DURING THE YEAR (Continued)

PRESQUE ISLE ELECTRIC & GAS CO-OP


19831 M68 Hwy P.O. Box 308 Onaway, MI 49765 (989) 733-8515 1-800-423-6634 Fax (989) 733-2247

CERTIFICATION

We hereby certify that the entries in this report are in accordance with the accounts and other records of the system and reflect the status of the system to the best of our knowledge and belief.


Signature of Chief Financial Officer

3.15.2016
Date


Signature of Chief Executive Officer

3/15/2016
Date

PART 1 - STATEMENT OF COMBINED OPERATIONS FOR THE PERIOD ENDED DECEMBER 31 2015

RUS Form 7 Line Number	ITEM	YEAR TO DATE			THIS MONTH
		2014	2015	BUDGET	
1	Operating Revenue - Electric	36,587,101	35,356,277	35,912,139	2,985,035
1	Operating Revenue - Gas	9,569,831	8,483,748	8,054,498	839,279
	Total Revenue	46,156,932	43,840,025	43,966,638	3,824,314
3	Cost of Purchased Energy - Electric	21,896,813	20,812,250	21,115,907	1,753,083
3	Cost of Purchased Energy - Gas	4,737,442	3,935,580	3,398,288	448,547
	Total Cost of Energy Sold	26,634,255	24,747,830	24,514,195	2,201,630
	Gross Revenues	19,522,677	19,092,195	19,452,443	1,622,683
5	Distribution Expense - Operation	1,457,018	1,513,362	1,608,678	157,411
6	Distribution Expense - Maintenance	3,267,440	4,050,373	4,032,901	685,334
7	Consumer Accounts Expense	1,893,565	1,823,430	2,028,001	132,287
8	Customer Service and Informational Expense	566,841	568,117	689,515	61,801
10	Administrative and General Expense	1,715,046	1,766,286	1,746,657	111,851
	Total Operation & Maintenance Expense	8,899,911	9,721,567	10,105,752	1,148,683
12	Depreciation & Amortization Expense	3,512,749	3,599,611	4,013,484	303,408
13	Tax Expense - Property & Gross Receipts	1,124,499	1,084,466	1,090,364	141,976
14	Tax Expense - Other	1,960	1,733	2,582	78
15	Interest on Long-Term Debt	2,563,995	2,337,602	2,591,105	185,554
17	Interest Expense - Other	79,208	72,823	76,984	5,755
18	Other Deductions	0	1,577	1,029	547
	Total Cost of Operations	16,182,320	16,819,379	17,881,300	1,786,001
20	Patronage Capital & Operating Margins	3,340,356	2,272,815	1,571,143	(163,318)
21	Non-Operating Margins - Interest	58,988	52,949	54,513	317
23	Income (Loss) from Equity Investments	(338,633)	(300,921)	(154,672)	(135,621)
24	Non-Operating Margins - Other	0	0	0	0
25 a	Generation and Transmission Capital Credits	1,316,485	1,752,797	1,300,000	1,752,797
25 b	G & T Capital Credits - PSDFC	0	0	0	0
26	Other Capital Credits and Patronage Dividends	364,859	275,035	372,235	18,806
27	Extraordinary Items	0	0	0	0
28	Patronage Capital	4,742,055	4,052,675	3,143,220	1,472,981

Net T.I.E.R.	2.79	2.68
Operating T.I.E.R.	2.25	1.94

ITEM	ELECTRIC YEAR TO DATE		GAS YEAR TO DATE	
	2014	2015	2014	2015
1. New Services Connected	164	180	209	228
2. Services Retired	94	176	0	0
3. Total Services in Place	35598	35526	9515	9739
4. Idle Services (Excl Seasonal)	2549	2366	565	588
5. Miles Distribution - Overhead	3852	3,840		
6. Miles Distribution - Underground	1011	1,025		
7. Total Miles Energized (5 + 6)	4863	4,865		

PRESQUE ISLE ELECTRIC & GAS CO-OP

19831 M68 Hwy. P.O. Box 308 Onaway, MI 49765 (989) 733-8515 1-800-423-6634 Fax (989) 733-2247

CERTIFICATION

We hereby certify that the entries in this report are in accordance with the accounts and other records of the system and reflect the status of the system to the best of our knowledge and belief.

Signature of Chief Financial Officer

Date

Signature of Chief Executive Officer

Date

PART 1A - STATEMENT OF ELECTRICAL OPERATIONS FOR THE PERIOD ENDED DECEMBER 31, 2015

RUS Form 7 Line Number	ITEM	YEAR TO DATE			THIS MONTH
		2014	2015	BUDGET	
1.	Operating Revenue - Electric	36,587,101	35,356,277	35,912,139	2,985,035
1.	Total Revenue	36,587,101	35,356,277	35,912,139	2,985,035
3.	Cost of Purchased Energy - Electric	21,896,813	20,812,250	21,115,907	1,753,083
3.	Total Cost of Energy Sold	21,896,813	20,812,250	21,115,907	1,753,083
	Gross Revenues	14,690,288	14,544,027	14,796,232	1,231,952
5.	Distribution Expense - Operation	899,026	1,005,940	1,085,881	119,178
6.	Distribution Expense - Maintenance	3,020,330	3,864,325	3,818,370	668,905
7.	Consumer Accounts Expense	1,487,074	1,430,894	1,590,593	100,922
8.	Customer Service and Informational Expens	472,541	487,454	653,926	59,622
10.	Administrative and General Expense	1,399,763	1,416,101	1,465,624	81,649
	Total Operation & Maintenance Expense	7,278,733	8,204,715	8,614,395	1,030,276
12.	Depreciation & Amortization Expense	2,834,479	2,912,148	3,227,256	244,816
13.	Tax Expense - Property & Gross Receipts	868,124	828,727	825,916	117,043
14.	Tax Expense - Other	1,960	1,733	2,582	78
15.	Interest on Long-Term Debt	1,645,985	1,492,949	1,761,952	154,798
17.	Interest Expense - Other	57,899	53,270	58,813	4,151
18.	Other Deductions	0	1,469	813	440
	Total Cost of Operations	12,687,179	13,495,011	14,491,726	1,551,602
20.	Patronage Capital & Operating Margins	2,003,108	1,049,016	304,507	(319,650)
21.	Non-Operating Margins - Interest	55,579	51,679	51,571	250
23.	Income (Loss) from Equity Investments	(347,191)	(303,291)	(156,799)	(135,477)
24.	Non-Operating Margins - Other	0	0	0	0
25.a	Generation and Transmission Capital Credit	1,316,485	1,752,797	1,300,000	1,752,797
25.b	G & T Capital Credits - PSDFC	0	0	0	0
26.	Other Capital Credits and Patronage Divider	274,705	202,377	273,347	14,857
27.	Extraordinary Items See attached sheet	0	0	0	0
28.	Patronage Capital	3,302,687	2,752,579	1,772,626	1,312,777
	Net T.I.E.R.	2.94	2.78		
	Operating T.I.E.R.	2.18	1.68		

PART 2A - DATA ON ELECTRICAL DISTRIBUTION PLANT

ITEM	YEAR TO DATE	
	2014	2015
1. New Services Connected	164	180
2. Services Retired	94	176
3. Total Services in Place	35,598	35,526
4. Idle Services (Excl Seasonal)	2,549	2,366
5. Miles Distribution - Overhead	3,852	3,840
6. Miles Distribution - Underground	1,011	1,025
7. Total Miles Energized (5 + 6)	4,863	4,865

PRESQUE ISLE ELECTRIC & GAS CO-OP

19831 M68 Hwy. P.O. Box 308 Onaway, MI 49765 (989) 733-8515 1-800-423-6634 Fax (989) 733-2247

We hereby certify that the entries in this report are in accordance with the accounts and other records of the system and reflect the status of the system to the best of our knowledge and belief.

Signature of Chief Financial Officer

Date

Signature of Chief Executive Officer

Date

PART 1B - STATEMENT OF GAS OPERATIONS FOR THE PERIOD ENDED DECEMBER 31, 2015

RUS Form 7 Line Number	ITEM	YEAR TO DATE			THIS MONTH
		2014	2015	BUDGET	
1.					
1.	Operating Revenue - Gas	9,569,831	8,483,748	8,054,498	839,279
	Total Revenue	9,569,831	8,483,748	8,054,498	839,279
3.					
3.	Cost of Purchased Energy - Gas	4,737,442	3,935,580	3,398,288	448,547
	Total Cost of Energy Sold	4,737,442	3,935,580	3,398,288	448,547
	Gross Revenues	4,832,389	4,548,168	4,656,210	390,731
5.	Distribution Expense - Operation	557,992	507,422	522,796	38,233
6.	Distribution Expense - Maintenance	247,110	186,048	214,531	16,429
7.	Consumer Accounts Expense	406,491	392,535	437,408	31,365
8.	Customer Service and Informational Expens	94,301	80,663	35,589	2,178
10.	Administrative and General Expense	315,283	350,185	281,032	30,201
	Total Operation & Maintenance Expense	1,621,177	1,516,852	1,491,357	118,407
12.	Depreciation & Amortization Expense	678,270	687,463	786,228	58,592
13.	Tax Expense - Property & Gross Receipts	256,375	255,739	264,448	24,933
14.	Tax Expense - Other	0	0	0	0
15.	Interest on Long-Term Debt	918,010	844,653	829,153	30,756
17.	Interest Expense - Other	21,310	19,553	18,172	1,605
18.	Other Deductions	0	107	216	107
	Total Cost of Operations	3,495,141	3,324,369	3,389,574	234,399
20.	Patronage Capital & Operating Margins	1,337,248	1,223,799	1,266,637	156,332
21.	Non-Operating Margins - Interest	3,409	1,270	2,942	67
23.	Income (Loss) from Equity Investments	8,558	2,369	2,127	(144)
24.	Non-Operating Margins - Other	0	0	0	0
25.a	Generation and Transmission Capital Credits	0	0	0	0
25.b	G & T Capital Credits - PSDFC	0	0	0	0
26.	Other Capital Credits and Patronage Dividen	90,154	72,658	98,888	3,949
27.	Extraordinary Items	0	0	0	0
28.	Patronage Capital	1,439,368	1,300,096	1,370,594	160,204
	Net T.I.E.R.	2.53	2.50		
	Operating T.I.E.R.	2.42	2.42		

PART 2B - DATA ON GAS DISTRIBUTION PLANT

ITEM	YEAR TO DATE	
	2014	2015
1. New Services Connected	209	228
2. Services Retired	0	0
3. Total Services in Place	9,515	9,739
4. Idle Services (Excl Seasonal)	565	588
5. Miles Distribution - Overhead	0	0
6. Miles Distribution - Underground	0	0
7. Total Miles Energized (5 + 6)	0	0

PRESQUE ISLE ELECTRIC & GAS CO-OP

19831 M68 Hwy. P.O. Box 308 Onaway, MI 49765 (989) 733-8515 1-800-423-6634 Fax (989) 733-2247

PART 3 - COMBINED BALANCE SHEET AS OF DECEMBER 31, 2015

RUS Form 7 Line Number	ASSETS AND OTHER DEBITS	RUS Form 7 Line Number	LIABILITIES AND OTHER CREDITS
1a.	Utility Plant in Service - Electric 101,448,132	30a.	Memberships - Electric 239,090
1b.	Utility Plant in Service - Gas 32,670,433	30b.	Memberships - Gas 21,915
1.	Utility Plant in Service - Combined 134,118,565	30.	Memberships - Combined 261,005
2a.	Construction Work in Progress - Electric 135,404	31a.	Patronage Capital - Electric 40,428,496
2b.	Construction Work in Progress - Gas 11,513	31b.	Patronage Capital - Gas 4,099,943
2.	Construction Work in Progress - Combined 146,917	31.	Patronage Capital - Combined 44,528,439
3a.	Total Utility Plant (1+ 2) - Electric 101,583,537	32a.	Operating Margins - Prior Years - Electric (1,319,079)
3b.	Total Utility Plant (1 + 2) - Gas 32,681,946	32b.	Operating Margins - Prior Years - Gas 0
3.	Total Utility Plant - Combined 134,265,483	32.	Operating Margins - Prior Years - Combined (1,319,079)
4a.	Accumulated Provision for Depreciation - Electric 49,596,390	33a.	Operating Margins - Current Year - Electric 1,049,016
4b.	Accumulated Provision for Depreciation - Gas 8,226,011	33b.	Operating Margins - Current Year - Gas 1,223,799
4.	Accum. Provision for Depreciation - Combined 57,822,400	33.	Operating Margins - Current Year - Combined 2,272,815
5a.	Net Utility Plant (3 - 4) - Electric 51,987,147	34a.	Non Operating Margins - Electric 1,703,562
5b.	Net Utility Plant (3 - 4) - Gas 24,455,935	34b.	Non Operating Margins - Gas 76,297
5.	Net Utility Plant - Combined 76,443,082	34.	Non Operating Margins - Combined 1,779,860
7.	Investments in Subsidiary Companies 0	35a.	Other Margins and Equities - Electric 2,233,786
8.a	Invest. in Assoc. Org- Patronage Capital - WPC 14,504,891	35b.	Other Margins and Equities - Gas 7,195
8.b	Invest. in Assoc. Org. - Patronage Capital - WPC - PSDFC 6,925,238	35.	Other Margins and Equities - Combined 2,240,981
8.c	Invest. in Assoc. Org. - Patronage Capital - Other 2,437,167	36a.	Total Margins and Equities (30 thru 35) - Electric 44,334,872
9.	Invest. in Assoc. Org. - Other - General Funds 9,300	36b.	Total Margins and Equities (30 thru 35) - Gas 5,429,150
10.	Invest. in Assoc. Org. - Other - Nongeneral Funds 1,562,423	36.	Total Margins and Equities (30 thru 35) - Combined 49,764,021
11.	Invest. in Economic Development Projects 0	37.	Long Term Debt - RUS (Net)
12.	Other Investments 0		(Payments-Unapplied \$ -0-) 0
13.	Restricted Funds 0	38.	Long Term Debt - RUS - Econ. Dev. (Net) 0
14.	Total Other Property and Investments (6 thru 13) 25,439,018	39.	Long Term Debt - Other - RUS Guaranteed 0
15.	Cash - General Funds 1,656,325	40.	Long Term Debt - Other (Net) 46,629,653
16.	Cash - Construction Funds 0	41.	Total Long Term Debt (37 thru 40) 46,629,653
17.	Special Deposits 0	42.	Obligations Under Capital Leases 0
18.	Temporary Investments 374,923	43.	Deferred Compensation 0
19.	Notes Receivable - Net 0	44.	Total Other Non Current Liabilities (42+43) 0
20.	Accounts Receivable - Net Sales of Energy 4,279,251	45.	Line of Credit Balance Due 5,000,000
21.	Accounts Receivable - Net Other 270,804	46.	Accounts Payable 2,689,324
22.	Materials and Supplies - Electric and Other 1,439,184	47.	Consumers Deposits 524,193
23.	Prepayments 452,143	48.	Other Current and Accrued Liabilities 5,739,733
24.	Other Current and Accrued Assets 0	49.	Total Current and Accrued Liabilities (45 thru 48) 13,953,250
25.	Total Current and Accrued Assets (15 thru 24) 8,472,629	50.	Deferred Credits 259,816
26.	Regulatory Assets 0	51.	Accumulated Deferred Income Taxes 0
27.	Other Deferred Debits 252,010	52.	Total Liabilities and Other Credits
28.	Accumulated Deferred Income Taxes 0		(36+41+44+49 thru 51) 110,606,740
29.	Total Assets and Other Debits (5 + 14 + 25 thru 28) 110,606,740		<i>ESTIMATED CONTRIBUTIONS IN AID OF CONSTRUCTION</i>
		53.	Balance Beginning of the Year - Electric 20,165,010
		54.	Balance Beginning of the Year - Gas 4,074,277
		55.	Balance Beginning of the Year - Gas AER 1,054,511
			Amount Received This Year (Net) - Electric 407,952
			Amount Received This Year (Net) - Gas 260,350
			Amount Received This Year (Net) - Gas AER
			Total Contributions in Aid of Construction - Electric 20,572,962
			Total Contributions in Aid of Construction - Gas 4,334,626
			Total Contributions in Aid of Construction - Gas AER 1,054,511

PART 4 - NOTES TO COMBINED FINANCIAL STATEMENTS

THIS SPACE BELOW IS PROVIDED FOR IMPORTANT NOTES REGARDING THE FINANCIAL STATEMENT CONTAINED IN THIS REPORT.

PRESQUE ISLE ELECTRIC & GAS CO-OP

19831 M68 Hwy. P.O. Box 308 Onaway, MI 49765 (989) 733-8515 1-800-423-6634 Fax (989) 733-2247

ELECTRIC OPERATIONS PLANT RATIOS, SALES & REVENUE REPORT FOR THE MONTH ENDING DECEMBER 31, 2015

BALANCE SHEET RATIOS

Current Assets to Current Liabilities	- Combined	60.72 %
Margins & Equities as % of Assets	- Combined	44.99 %
Long Term Debt as % of Net Utility Plant	- Combined	61.00 %
Long Term Debt as % of Plant	- Combined	34.73 %
Modified Debt Service Coverage Ratio	- Combined	2.17

CONSUMER SALES AND REVENUE DATA - MONTHLY

CLASS OF SERVICE	Number Receiving Service A.	kWh Sold B.	Amount C.	Number of Minimum Bills D.
Sales - Residential	17,396	11,498,767	1,612,438	1,106
Sales - Seasonal	13,433	2,751,177	659,013	12,532
Sales - General Service - Oil	474	398,591	52,526	44
Sales - Irrigation	25	(6,173)	440	14
Sales - General Service	1,414	2,290,499	276,641	172
Sales - Large Power - Oil	9	114,861	12,652	2
Sales - Large Power	37	2,375,064	231,323	
Sales - Public Street & Highway Lighting	39	31,844	5,903	
Sales - Public Buildings	333	349,578	43,979	29
Consumer Sales - PSCR			19,472	
Total Sales of Electric Energy (1 thru 11)	33,160	19,804,208	2,914,387	13,899
Other Electric Revenue			70,648	
Total (12 + 13)			2,985,035	
Last Year kWh Sales	33,049	20,960,196		

CONSUMER SALES AND REVENUE DATA - YEAR TO DATE

CLASS OF SERVICE	Average Number Receiving Service B.	kWh Sold Cumulative C.	Amount Cumulative D.
Sales - Residential	17,343	135,056,274	18,998,763
Sales - Seasonal	13,417	31,552,349	7,639,618
Sales - General Service - Oil	474	4,939,749	638,281
Sales - Irrigation	26	169,271	27,092
Sales - General Service	1,406	30,443,048	3,615,785
Sales - Large Power - Oil	9	1,474,392	159,939
Sales - Large Power	36	31,089,117	3,045,652
Sales - Public Street & Highway Lighting	39	379,755	70,496
Sales - Public Buildings	334	4,652,297	577,395
Consumer Sales - PSCR			(175,098)
Total Sales of Electric Energy (1 thru 11)	33,084	239,756,252	34,597,924
Other Electric Revenue			758,354
Total (12 + 13)			35,356,277
Last Year kWh Sales		244,248,074	

KWH AND KWH STATISTICS

ITEM	THIS MONTH	YEAR-TO-DATE
1. kWh Purchased	21,757,800	258,451,800
2. Interchange kWh-Net	730	13,079
3. Total kWh (1 + 2)	21,758,530	258,464,879
4. Total kWh-Sold	19,804,208	239,756,252
5. Office Use - **For Information Purposes Only**	18,554	233,542
6. Total Unaccounted for (3 - 4)	1,954,322	18,708,627
7. Percent System Loss (6/3)x100	8.98	7.24
8. Maximum Demand (kw)	42,050	46,048
9. Month When Maximum Demand Occured		7

PRESQUE ISLE ELECTRIC & GAS CO-OP

19831 M68 Hwy. P.O. Box 308 Oneway, MI 49765 (989) 733-8515 1-800-423-6634 Fax (989) 733-2247

GAS OPERATIONS SALES & REVENUE REPORT FOR THE MONTH DECEMBER 31, 2015

CONSUMER SALES AND REVENUE DATA - MONTHLY

CLASS OF SERVICE	Number Receiving Service A.	CCF Sold B.	Amount C.	Number of Minimum Bills D.
Gas Sales - Residential	5,177	471,266	532,665	228
Gas Sales - Residential - Line Retention	58			
Gas Sales - Seasonal	3,456	134,992	177,155	409
Gas Sales - Seasonal - Line Retention	77			
Gas Sales - General Service	273	73,864	67,975	22
Gas Sales - General Service - Line Retention	2			
Gas Sales - Large Power	4	14,253	11,634	
Gas Sales - Public Buildings	104	36,227	31,971	4
Gas Sales - Public Buildings - Line Retention				
Gas Cost Recovery (Over)/Undercollection			11,765	
Less: Area Expansion Rate				
Total Sales of Natural Gas Energy (1 thru 11)	9,151	730,602	833,165	663
Other Gas Revenue			6,114	
Total (12 + 13)			839,279	
Last Year CCF Sales	8,950	1,011,728		

CONSUMER SALES AND REVENUE DATA - YEAR TO DATE

CLASS OF SERVICE	Average Number Receiving Service B.	CCF Sold Cumulative C.	Amount Cumulative D.
Gas Sales - Residential	5,083	4,381,505	5,016,729
Gas Sales - Residential - Line Retention	64		
Gas Sales - Seasonal	3,399	1,721,123	2,180,737
Gas Sales - Seasonal - Line Retention	79		
Gas Sales - General Service	268	701,292	645,291
Gas Sales - General Service - Line Retention	2		
Gas Sales - Large Power	4	211,091	165,153
Gas Sales - Public Buildings	104	333,489	293,393
Gas Sales - Public Buildings - Line Retention			
Gas Cost Recovery (Over)/Undercollection			103,277
Less: Area Expansion Rate			
Total Sales of Natural Gas Energy (1 thru 11)	9,003	7,348,500	8,404,580
Other Gas Revenue			79,168
Total (12 + 13)			8,483,748
Last Year CCF Sales		7,989,884	

PRESQUE ISLE ELECTRIC & GAS CO-OP

19831 M68 Hwy. P.O. Box 308 Onaway, MI 49765 (989) 733-8515 1-800-423-6634 Fax (989) 733-2247

STATISTICAL INFORMATION FOR THE MONTH ENDING DECEMBER 31, 2015

	THIS YEAR	LAST YEAR
1. KWHRs Sold Per Consumer:		
a. For the Month	597	634
b. Year to Date	604	616
2. Average Monthly Bill	87.89	92.40
Average Residential Bill	92.69	100.18
3. Average Bill:		
a. Year To Date	87.15	90.35
b. YTD Residential	91.29	94.02
4. Cost Per KWHR Purchased		
a. This Month Mills	80.57	78.64
b. Year to Date Mills	80.52	83.40
5. Revenue Per KWHR Sold:		
a. This Month Mills	147.16	145.69
b. Year to Date Mills	144.30	146.68
6. Power Cost Adjustment		
a. This Month	-0.000310	0.001060
7. Number of New Members - Electric	70	61
Number of Transferred Members Added - Electric	1184	1098
7. Number of New Members - Gas	124	42
Number of Transferred Members Added - Gas	133	122
8. Security Lights Billed	2027	2031
9. Regular Payroll - Hours	12,815.00	12,377.00
Overtime Payroll - Hours	4,153.75	735.75
Total Payroll	16,968.75	13,112.75
10. Number of Employees		
Full Time	67	67
Temporary	6	5
11. Principal Paid To CFC-YTD	2,272,647.28	2,140,000.94
Interest Paid To CFC-YTD	2,502,207.94	2,709,939.80
12. Interest Paid on Line of Credit - YTD	66,127.11	73,366.00

PRESQUE ISLE ELECTRIC & GAS CO-OP

19831 M68 Hwy. P.O. Box 308 Onaway, MI 49765 (989) 733-8515 1-800-423-6634 Fax (989) 733-2247

STATISTICAL INFORMATION FOR THE MONTH ENDING DECEMBER 31, 2015

	THIS YEAR	LAST YEAR
1. CCF'S Sold Per Consumer:		
a. For the Month	80	113
b. Year to Date	<u>68</u>	<u>75</u>
2. Average Monthly Bill	91.05	116.05
Average Residential Bill	<u>102.89</u>	<u>131.72</u>
3. Average Bill:		
a. Year To Date	77.79	89.63
b. YTD Residential	<u>82.25</u>	<u>89.79</u>
4. Cost Per CCF Purchased		
a. This Month	0.52	0.50
b. Year to Date	<u>0.49</u>	<u>0.56</u>
5. Revenue Per CCF Sold:		
a. This Month	1.14	1.03
b. Year to Date	<u>1.14</u>	<u>1.19</u>
6A. Total Active Accounts	9,151	8950
6B. Total Service Lines Installed	<u>9,739</u>	<u>9515</u>
7. Number of New Members - Gas	124	42
Number of Transferred Members Added - Gas	<u>133</u>	<u>122</u>

PRESQUE ISLE ELECTRIC & GAS CO-OP

19831 M68 Hwy. P.O. Box 308 Onaway, MI 49765 (989) 733-8515 1-800-423-6634 Fax (989) 733-2247

CASH REPORT AS OF DECEMBER 31, 2015

Cash Balance As Of	11/30/2015		\$1,495,768.78
Receipts			
Utility Billings		\$3,037,409.39	
Interest		316.73	
Other Accounts Receivable		51,496.13	
Other		19,547.87	
CFC LTD			
Total Receipts			<u>3,108,770.12</u>
Total Receipts & Previous Balance			4,604,538.90
Less: Cash Disbursements			<u>(2,573,290.90)</u>
Cash Balance As Of	12/31/2015		<u>\$2,031,248.00</u>

Name of Respondent		This Report Is:	Date of Report	Year of Report
Presque Isle Electric & Gas Co-op		(1) <input checked="" type="checkbox"/> An Original (2) <input type="checkbox"/> A Resubmission	(Mo, Da, Yr) 4/30/2016	12/31/2015
SUMMARY OF UTILITY PLANT AND ACCUMULATED PROVISIONS FOR DEPRECIATION, AMORTIZATION AND DEPLETION				
Line No.	Item (a)	Total (b)	Electric (c)	
1	UTILITY PLANT			
2	In Service			
3	Plant in Service (Classified)	\$134,118,565	\$101,448,132	
4	Property Under Capital Leases			
5	Plant Purchased or Sold			
6	Completed Construction not Classified			
7	Experimental Plant Unclassified			
8	TOTAL (Enter Total of lines 3 thru 7)	\$134,118,565	\$101,448,132	
9	Leased to Others			
10	Held for Future Use			
11	Construction Work in Progress	\$146,917	\$135,404	
12	Acquisition Adjustments			
13	TOTAL Utility Plant (Enter Total of lines 8 thru 12)	\$134,265,482	\$101,583,536	
14	Accum. Prov. For Depr., Amort., & Depl.	\$57,822,401	\$49,596,390	
15	Net Utility Plant (Enter Total of line 13 less 14)	\$76,443,081	\$51,987,146	
16	DETAIL OF ACCUMULATED PROVISIONS FOR DEPRECIATION, AMORTIZATION AND DEPLETION			
17	In Service:			
18	Depreciation	\$57,822,401	\$49,596,390	
19	Amort. and Depl. Of Producing Natural Gas Land and Land Rights			
20	Amort. of Underground Storage Land and Land Rights			
21	Amort. of Other Utility Plant			
22	TOTAL in Service (Enter Total of lines 18 thru 21)	\$57,822,401	\$49,596,390	
23	Leased to Others			
24	Depreciation			
25	Amortization and Depletion			
26	TOTAL Leased to Others (Enter Total of lines 24 and 25)			
27	Held for Future Use			
28	Depreciation			
29	Amortization			
30	TOTAL Held for Future Use (Enter Total of lines 28 and 29)			
31	Abandonment of Leases (Natural Gas)			
32	Amort. of Plant Acquisition Adj.			
33	TOTAL Accumulated Provisions (Should agree with line 14 above) (Enter Total of lines 22, 26, 30, 31 and 32)	\$57,822,401	\$49,596,390	

Name of Respondent Presque Isle Electric & Gas Co-op	This Report Is: (1) <input checked="" type="checkbox"/> An Original (2) <input type="checkbox"/> A Resubmission	Date of Report (Mo, Da, Yr) 4/30/2016	Year of Report 12/31/2015		
SUMMARY OF UTILITY PLANT AND ACCUMULATED PROVISIONS FOR DEPRECIATION, AMORTIZATION AND DEPLETION (Continued)					
Gas (d)	Other (Specify) (e)	Other (Specify) (f)	Other (Specify) (g)	Common (h)	Line No.
					1
					2
\$32,670,433					3
					4
					5
					6
					7
\$32,670,433					8
					9
					10
\$11,513					11
					12
\$32,681,946					13
\$8,226,011					14
\$24,455,935					15
					16
					17
\$8,226,011					18
					19
					20
					21
\$8,226,011					22
					23
					24
					25
					26
					27
					28
					29
					30
					31
					32
\$8,226,011					33

Name of Respondent Presque Isle Electric & Gas Co-op	This Report Is: (1) <input checked="" type="checkbox"/> An Original (2) <input type="checkbox"/> A Resubmission	Date of Report (Mo, Da, Yr) 4/30/2016	Year of Report 12/31/2015
--	---	---	------------------------------

GAS PLANT IN SERVICE (Accounts 101, 102, 103, 106)

<p>1. Report below the original cost of gas plant in service according to the prescribed accounts.</p> <p>2. In addition to Account 101, Gas Plant in Service (Classified), this schedule includes Account 102, Gas Plant Purchased or Sold; Account 103, Experimental Gas Plant Unclassified; and Account 106, Completed Construction Not Classified - Gas.</p> <p>3. Include in column (c) or (d), as appropriate, corrections of additions and retirements for the current or preceding year.</p> <p>4. Enclose in parentheses credit adjustments of plant accounts to indicate the negative effect of such amounts.</p> <p>5. Classify Account 106 according to prescribed accounts, on an estimated basis if necessary, and</p>	<p>include the entries in column (c). Also to be included in column (c) are entries for reversals of tentative distributions of prior year reported in column (b). Likewise, if the respondent has a significant amount of plant retirements which have not been classified to primary accounts at the end of the year, include in column (d) a tentative distribution of such retirements on an estimated basis, with appropriate contra entry to the account for accumulated depreciation provision. Included also in column (d) reversals of tentative distributions of prior year of unclassified retirements. Attach supplemental statement showing the account distributions of these tentative classifications in columns (c) and (d), including the reversals of the prior years' tentative account distributions of these</p>
--	--

Line No.	Acct. No.	Account (a)	Balance at Beginning of Year (b)	Additions (c)
1		1. Intangible Plant		
2	301	Organization		
3	302	Franchises and Consents	86,241.00	6,863.00
4	303	Miscellaneous Intangible Plant		
5		TOTAL Intangible Plant	\$86,241.00	\$6,863.00
6		2. Production Plant		
7		Manufactured Gas Production Plant		
8	304.1	Land		
9	304.2	Land Rights		
10	305	Structures and Improvements		
11	306	Boiler Plant Equipment		
12	307	Other Power Equipment		
13	308	Coke Ovens		
14	309	Producer Gas Equipment		
15	310	Water Gas Generating Equipment		
16	311	Liquefied Petroleum Gas Equipment		
17	312	Oil Gas Generating Equipment		
18	313	Generating Equipment - Other Processes		
19	314	Coal, Coke and Ash Handling Equipment		
20	315	Catalytic Cracking Equipment		
21	316	Other Reforming Equipment		
22	317	Purification Equipment		
23	318	Residual Refining Equipment		
24	319	Gas Mixing Equipment		
25	320	Other Equipment		
26		TOTAL Manufactured Gas Production Plant	0	0

Name of Respondent Presque Isle Electric & Gas Co-op	This Report Is: (1) <input checked="" type="checkbox"/> An Original (2) <input type="checkbox"/> A Resubmission	Date of Report (Mo, Da, Yr) 4/30/2016	Year of Report 12/31/2015
--	---	---	------------------------------

GAS PLANT IN SERVICE (Accounts 101, 102, 103 106) (Continued)

amounts. Careful observance of the above instructions and the text of Accounts 101 and 106 will avoid serious omission of the reported amount of respondent's plant actually in service at the end of year.

6. Show in column (f) reclassification or transfers within utility plant accounts. Include also in column (f) the additions or reductions of primary account classifications arising from distribution of amounts initially recorded in Account 102. In showing the clearance of Account 102, include in column (e) the amounts with respect to accumulated provision for depreciation, acquisition adjustments, etc., and show in column (f) only the offset to the debits or credits distributed in column (f) to primary account classifications.

7. For Account 399, state the nature and use of plant included in this account and if substantial in amount submit a supplementary statement showing subaccount classification of such plant conforming to the requirements of these pages.

8. For each amount comprising the reported balance and changes in Account 102, state the property purchased or sold, name of vendor or purchaser, and date of transaction. If proposed journal entries have been filed with the Commission as required by the Uniform System of Accounts, give also date of such filing.

Retirements (d)	Adjustments (e)	Transfers (f)	Balance at End of Year (g)	Acct. No.	Line No.
					1
				301	2
	(\$50,962)		\$42,142	302	3
				303	4
	(\$50,962)		\$42,142		5
					6
					7
				304.1	8
				304.2	9
				305	10
				306	11
				307	12
				308	13
				309	14
				310	15
				311	16
				312	17
				313	18
				314	19
				315	20
				316	21
				317	22
				318	23
				319	24
				320	25
0	0	0	0		26

Name of Respondent Presque Isle Electric & Gas Co-op	This Report Is: (1) <input checked="" type="checkbox"/> An Original (2) <input type="checkbox"/> A Resubmission	Date of Report (Mo, Da, Yr) 4/30/2016	Year of Report 12/31/2015
--	---	---	------------------------------

GAS PLANT IN SERVICE (Accounts 101, 102, 103, 106 (Continued))

Line No.	Acct. No.	Account (a)	Balance at Beginning of Year (b)	Additions (c)
27		Natural Gas Production & Gathering Plant		
28	325.1	Producing Lands		
29	325.2	Producing Leaseholds		
30	325.3	Gas Rights		
31	325.4	Rights-of-Way		
32	325.5	Other Land		
33	325.6	Other Land Rights		
34	326	Gas Well Structures		
35	327	Field Compressor Station Structures		
36	328	Field Measuring and Regulating Station Structures		
37	329	Other Structures		
38	330	Producing Gas Wells-Well Construction		
39	331	Producing Gas Wells-Well Equipment		
40	332	Field Lines		
41	333	Field Compressor Station Equipment		
42	334	Field Measuring and Regulating Station Equipment		
43	335	Drilling and Cleaning Equipment		
44	336	Purification Equipment		
45	337	Other Equipment		
46	338	Unsuccessful Exploration & Development Costs		
47		TOTAL Production and Gathering Plant	0	0
48		Products Extraction Plant		
49	340.1	Land		
50	340.2	Land Rights		
51	341	Structures and Improvements		
52	342	Extraction and Refining Equipment		
53	343	Pipe Lines		
54	344	Extracted Products Storage Equipment		
55	345	Compressor Equipment		
56	346	Gas Measuring and Regulating Equipment		
57	347	Other Equipment		
58		TOTAL Products Extraction Plant	0	0
59		TOTAL Natural Gas Production Plant	0	0
60		SNG Production Plant (Submit Supplemental Statement)		
61		TOTAL Production Plant	0	0
62		3. Natural Gas Storage and Processing Plant		
63		Underground Storage Plant		
64	350.1	Land		

Name of Respondent Presque Isle Electric & Gas Co-op	This Report Is: (1) <input checked="" type="checkbox"/> An Original (2) <input type="checkbox"/> A Resubmission	Date of Report (Mo, Da, Yr) 4/30/2016	Year of Report 12/31/2015		
GAS PLANT IN SERVICE (Accounts 101, 102, 103 106) (Continued)					
Retirements (d)	Adjustments (e)	Transfers (f)	Balance at End of Year (g)	Acct. No.	Line No.
					27
				325.1	28
				325.2	29
				325.3	30
				325.4	31
				325.5	32
				325.6	33
				326	34
				327	35
				328	36
				329	37
				330	38
				331	39
				332	40
				333	41
				334	42
				335	43
				336	44
				337	45
				338	46
0	0	0	0		47
					48
				340.1	49
				340.2	50
				341	51
				342	52
				343	53
				344.0	54
				345.0	55
				346	56
				347	57
0	0	0	0		58
0	0	0	0		59
					60
0	0	0	0		61
					62
					63
				350.1	64

Name of Respondent Presque Isle Electric & Gas Co-op		This Report Is: (1) <input checked="" type="checkbox"/> An Original (2) <input type="checkbox"/> A Resubmission		Date of Report (Mo, Da, Yr) 4/30/2016	Year of Report 12/31/2015
GAS PLANT IN SERVICE (Accounts 101, 102, 103, 106 (Continued))					
Line No.	Acct. No.	Account (a)	Balance at Beginning of Year (b)	Additions (c)	
65	350.2	Rights-of-Way			
66	351.0	Structures and Improvements			
67	352	Wells			
68	352.1	Storage Leaseholds and Rights			
69	352.2	Reservoirs			
70	352.3	Non-Recoverable Natural Gas			
71	353	Lines			
72	354	Compressor Station Equipment			
73	355	Measuring and Regulating Equipment			
74	356	Purification Equipment			
75	357	Other Equipment			
76	358	Gas in Underground Storage-Noncurrent			
77		TOTAL Underground Storage Plant	0		0
78		Other Storage Plant			
79	360.1	Land			
80	360.2	Land Rights			
81	361	Structures and Improvements			
82	362	Gas Holders			
83	363	Purification Equipment			
84	363.1	Liquefaction Equipment			
85	363.2	Vaporizing Equipment			
86	363.3	Compressor Equipment			
87	363.4	Measuring and Regulating Equipment			
88	363.5	Other Equipment			
89		TOTAL Other Storage Plant	0		0
90		Base Load Liquefied NG Terminating and Processing Plant			
91	364.1	Land			
92	364.1a	Land Rights			
93	364.2	Structures and Improvements			
94	364.3	LNG Processing Terminal Equipment			
95	364.4	LNG Transportation Equipment			
96	364.5	Measuring and Regulating Equipment			
97	364.6	Compressor Station Equipment			
98	364.7	Communication Equipment			
99	364.8	Other Equipment			
100		TOTAL Base Load LNG Terminating and Processing Plant	0		0
101					
102		TOTAL Natural Gas Storage and Processing Plant	0		0

Name of Respondent Presque Isle Electric & Gas Co-op	This Report Is: (1) <input checked="" type="checkbox"/> An Original (2) <input type="checkbox"/> A Resubmission	Date of Report (Mo, Da, Yr) 4/30/2016	Year of Report 12/31/2015		
GAS PLANT IN SERVICE (Accounts 101, 102, 103 106) (Continued)					
Retirements (d)	Adjustments (e)	Transfers (f)	Balance at End of Year (g)	Acct. No.	Line No.
				350.2	65
				351	66
				352	67
				352.1	68
				352.2	69
				352.3	70
				353	71
				354	72
				355	73
				356	74
				357	75
				358	76
0	0	0	0		77
					78
				360.1	79
				360.2	80
				361	81
				362	82
				363	83
				363.1	84
				363.2	85
				363.3	86
				363.4	87
				363.5	88
0	0	0	0		89
					90
				364.1	91
				364.1a	92
				364.2	93
				364.3	94
				364.4	95
				364.5	96
				364.6	97
				364.7	98
				364.8	99
0	0	0	0		100
					101
0	0	0	0		102

Name of Respondent		This Report Is:		Date of Report	Year of Report
Presque Isle Electric & Gas Co-op		(1) <input checked="" type="checkbox"/> An Original (2) <input type="checkbox"/> A Resubmission		(Mo, Da, Yr) 4/30/2016	12/31/2015
GAS PLANT IN SERVICE (Accounts 101, 102, 103, 106 (Continued))					
Line No.	Acct. No.	Account (a)	Balance at Beginning of Year (b)	Additions (c)	
103		4. Transmission Plant			
104	365.1	Land			
105	365.2	Land Rights			
106	365.3	Rights-of-Way			
107	366	Structures and Improvements			
108	367	Mains			
109	368	Compressor Station Equipment			
110	369	Measuring and Regulating Station Equipment			
111	370	Communication Equipment			
112	371	Other Equipment			
113		TOTAL Transmission Plant	0		0
114		5. Distribution Plant			
115	374.1	Land	60,459		0
116	374.2	Land Rights	148,259		0
117	375	Structures and Improvements	732,806		0
118	376	Mains	15,301,598		485,565
119	377	Compressor Station Equipment			
120	378	Measuring and Regulating Station Equipment - General	98,204		0
121	379	Measuring and Regulating Station Equipment - City Gate			
122	380	Services	13,550,904		465,647
123	381	Meters	1,511,209		181,753
124	382	Meter Installations	50,741		0
125	383	House Regulators			
126	384	House Regulator Installations			
127	385	Industrial Measuring and Regulating Station Equipment			
128	386	Other Property on Customer's Premises			
129	387	Other Equipment			
130		TOTAL Distribution Plant	\$31,454,180		\$1,132,965
131		6. General Plant			
132	389.1	Land	17,041		0
133	389.2	Land Rights			
134	390	Structures and Improvements	119,739		0
135	391	Office Furniture and Equipment			
136	391.1	Computers and Computer Related Equipment			
137	392	Transportation Equipment			
138	393	Stores Equipment			
139	394	Tools, Shop and Garage Equipment	80,524		23,926
140	395	Laboratory Equipment	60,705		0

Name of Respondent	This Report Is:	Date of Report	Year of Report		
Presque Isle Electric & Gas Co-op	(1) <input checked="" type="checkbox"/> An Original (2) <input type="checkbox"/> A Resubmission	(Mo, Da, Yr) 4/30/2016	12/31/2015		
GAS PLANT IN SERVICE (Accounts 101, 102, 103 106) (Continued)					
Retirements	Adjustments	Transfers	Balance at End of Year	Acct. No.	Line No.
(d)	(e)	(f)	(g)		
					103
				365.1	104
				365.2	105
				365.3	106
				366	107
				367	108
				368	109
				369	110
				370	111
				371	112
					113
					114
0			60,459	374.1	115
0			148,259	374.2	116
0			732,806	375	117
(79,833)			15,707,330	376	118
			0	377	119
0			98,204	378	120
			0	379	121
(180,956)			13,835,595	380	122
0			1,692,962	381	123
0			50,741	382	124
			0	383	125
			0	384	126
			0	385	127
			0	386	128
			0	387	129
(260,789)			\$32,326,356		130
					131
0			17,041	389.1	132
			0	389.2	133
0			119,739	390	134
			0	391	135
			0	391.1	136
			0	392	137
			0	393	138
0			104,450	394	139
0			60,705	395	140

Name of Respondent Presque Isle Electric & Gas Co-op	This Report Is: (1) <input checked="" type="checkbox"/> An Original (2) <input type="checkbox"/> A Resubmission	Date of Report (Mo, Da, Yr) 4/30/2016	Year of Report 12/31/2015
--	---	---	------------------------------

GAS PLANT IN SERVICE (Accounts 101, 102, 103, 106 (Continued))

Line No.	Acct. No.	Account (a)	Balance at Beginning of Year (b)	Additions (c)
141	396	Power Operated Equipment		
142	397	Communication Equipment		
143	398	Miscellaneous Equipment		
144		SUBTOTAL (lines 132 thru 143)	\$278,009	\$23,926
145	399	Other Tangible Property		
146		TOTAL General Plant	\$278,009	\$23,926
147		TOTAL (Accounts 101 and 106)		
148	101.1	Property Under Capital Leases		
149	102	Gas Plant Purchased (See Instruction 8)		
150	(Less) 102	Gas Plant Sold (See Instruction 8)		
151	103	Experimental Gas Plant Unclassified		
152		TOTAL GAS PLANT IN SERVICE	\$31,818,430	\$1,163,754

Name of Respondent Presque Isle Electric & Gas Co-op	This Report Is: (1) <input checked="" type="checkbox"/> An Original (2) <input type="checkbox"/> A Resubmission	Date of Report (Mo, Da, Yr) 4/30/2016	Year of Report 12/31/2015		
GAS PLANT IN SERVICE (Accounts 101, 102, 103 106) (Continued)					
Retirements (d)	Adjustments (e)	Transfers (f)	Balance at End of Year (g)	Acct. No.	Line No.
				396	141
				397	142
				398	143
0			\$301,935		144
				399	145
0			\$301,935		146
					147
				101.1	148
				102	149
				(102)	150
				103	151
(\$260,789)	(\$50,962)	\$0	\$32,670,433		152

Name of Respondent Presque Isle Electric & Gas Co-op	This Report Is: (1) <input checked="" type="checkbox"/> An Original (2) <input type="checkbox"/> A Resubmission	Date of Report (Mo, Da, Yr) 4/30/2016	Year of Report 12/31/2015
--	---	---	------------------------------

GAS PLANT LEASED TO OTHERS (Account 104)

1. Report below the information called for concerning gas plant leased to others. 2. In Column (c) give the date of Commission authorization of the lease of gas plant to others.

Line No.	Name of Lessee (Designate associated companies with an asterisk) (a)	Description of Property Leased (b)	Commission Authorization (c)	Expiration Date of Lease (d)	Balance at End of Year
1	NOT APPLICABLE				
2					
3					
4					
5					
6					
7					
8					
9					
10					
11					
12					
13					
14					
15					
16					
17					
18					
19					
20					
21					
22					
23					
24					
25					
26					
27					
28					
29					
30					
31					
32					
33					
34					
35					
36					
37					
38					
39					
40					
41					
42					
43					
44					
45					
46					
47	TOTAL				

Name of Respondent Presque Isle Electric & Gas Co-op	This Report Is: (1) <input checked="" type="checkbox"/> An Original (2) <input type="checkbox"/> A Resubmission	Date of Report (Mo, Da, Yr) 4/30/2016	Year of Report 12/31/2015
--	---	---	------------------------------

GAS PLANT HELD FOR FUTURE USE (Account 105)

1. Report separately each property held for future use at end of the year having an original cost of \$250,000 or more. Group other items of property held for future use.

2. For property having an original cost of \$250,000 or more previously used in utility operations, now held for future use, give in column (a), in addition to other required information, the date that utility use of such property was discontinued, and the date the original cost was transferred to Account 105.

Line No.	Description and Location of Property (a)	Date Originally Included in This Account (b)	Date Expected to be used in Utility Service (c)	Balance at End of Year (d)
1	Natural Gas Lands, Leaseholds, and Gas Rights Held for Future Utility Use (Per Pages 500-501)			
2	NOT APPLICABLE			
3				
4				
5				
6				
7				
8				
9				
10				
11				
12				
13				
14				
15				
16				
17				
18				
19				
20				
21				
22				
23				
24				
25				
26				
27				
28				
29				
30				
31				
32				
33				
34				
35				
36				
37				
38				
39				
40				
41				
42				
43				
44				
45				
46		TOTAL		

Name of Respondent Presque Isle Electric & Gas Co-op	This Report Is: (1) <input checked="" type="checkbox"/> An Original (2) <input type="checkbox"/> A Resubmission	Date of Report (Mo, Da, Yr) 4/30/2016	Year of Report 12/31/2015
--	---	---	------------------------------

PRODUCTION PROPERTY HELD FOR FUTURE USE (Account 105.1)

1. Report separately each property held for future use at the end of the year having an original cost of \$1,000,000 or more. Group other items of property held for future use.
 2. For property having an original cost of \$1,000,000 or more previously used in utility operations, now held for future use, give in column (a), in addition to other required information, the date that utility use of such property was discontinued, and the date the original cost was transferred to Account 105.1

Line No.	Description and Location of Property (a)	Date Originally Included in This Account (b)	Date Expected to be used in Utility Service (c)	Balance at End of Year (d)
1	Natural Gas Lands, Leaseholds, and Gas Rights Held for Future Utility Use (Per Pages 500-501)			
2	NOT APPLICABLE			
3				
4				
5				
6				
7				
8				
9				
10				
11				
12				
13				
14				
15				
16				
17				
18				
19				
20				
21				
22				
23				
24				
25				
26				
27				
28				
29				
30				
31				
32				
33				
34				
35				
36				
37				
38				
39				
40				
41				
42				
43				
44				
45				
46				
47	TOTAL			

Name of Respondent Presque Isle Electric & Gas Co-op	This Report Is: (1) <input checked="" type="checkbox"/> An Original (2) <input type="checkbox"/> A Resubmission	Date of Report (Mo, Da, Yr) 4/30/2016	Year of Report 12/31/2015
--	---	---	------------------------------

CONSTRUCTION WORK IN PROGRESS -- GAS (Account 107)

- | | |
|---|---|
| 1. Report below descriptions and balances at end of year or project in process of construction (107).
2. Show items relating to "research, development, and demonstration" projects last, under a caption Research | Development, and Demonstration (see Account 107 of the Uniform Systems of Accounts).
3. Minor projects (less than \$500,000) may be grouped. |
|---|---|

Line No.	Description of Project (a)	Construction Work in Progress--Gas (Account 107) (b)	Estimated Additional Cost of Project (c)
1	DISTRIBUTION WORK IN PROGRESS AT YEAR END 2015		
2			
3	MINOR PROJECTS	11,513	0
4			
5			
6			
7			
8			
9			
10			
11			
12			
13			
14			
15			
16			
17			
18			
19			
20			
21			
22			
23			
24			
25			
26			
27			
28			
29			
30			
31			
32			
33			
34			
35			
36			
37			
38			
39			
40			
41			
42			
43	TOTAL	11,513	0

Name of Respondent Presque Isle Electric & Gas Co-op	This Report Is: (1) <input checked="" type="checkbox"/> An Original (2) <input type="checkbox"/> A Resubmission	Date of Report (Mo, Da, Yr) 4/30/2016	Year of Report 12/31/2015
--	---	---	------------------------------

CONSTRUCTION OVERHEAD--GAS

1. List in column (a) the kinds of overheads according to the titles used by the respondent. Charges for outside professional services for engineering fees and management or supervision fees capitalized should be shown as separate items.
2. On Page 218 furnish information concerning construction overheads.
3. A respondent should not report "none" to this page if on overhead apportionments are made, but rather should explain on page 218 the accounting procedures employed and the amounts of engineering, supervision and administrative costs, etc., which are directly charged to construction.
4. Enter on this page engineering, supervision, administrative, and allowance for funds used during construction, etc., which are first assigned to a blanket work order and then prorated to construction jobs.

Line No.	Description of Overhead (a)	Total Amount Charged for the Year (b)	Total Cost of Construction to Which Overheads Were Charged (Exclusive of Overhead Charges) (c)	Indirect
1				
2	DIRECT LABOR	321,689	226,619	95,071
3				
4	INDIRECT LABOR	27,600	10,371	17,228
5				
6	MATERIAL INVENTORY	164,579	164,579	0
7		0		
8	TRANSPORTATION	217,677	109,390	108,287
9				
10	STORES	67,282	67,104	179
11				
12	PAYROLL TAXES	31,160	21,158	10,002
13				
14	MISCELLANEOUS	45,013	23,254	21,758
15				
16	HEAVY EQUIPMENT	94,648	90,143	4,505
17				
18	RIGHT OF WAY AND PERMITS	14,997	14,922	75
19				
20	EMPLOYEE COSTS	135,580	90,380	45,200
21				
22	CONTRACTORS/PROFESSIONAL SERVICES	25,128	25,128	0
23				
24	AID TO CONSTRUCTION	(269,755)	(269,755)	0
25				
26				
27				
28				
29				
30				
31				
32				
33				
34				
35				
36				
37				
38				
39				
40				
41				
42				
43				
44				
45				
46	TOTAL	\$875,598	\$573,293	\$302,305

Name of Respondent Presque Isle Electric & Gas Co-op	This Report Is: (1) <input checked="" type="checkbox"/> An Original (2) <input type="checkbox"/> A Resubmission	Date of Report (Mo, Da, Yr) 4/30/2016	Year of Report 12/31/2015
---	---	---	------------------------------

GENERAL DESCRIPTION OF CONSTRUCTION OVERHEAD PROCEDURE

1. For each construction overhead explain: (a) the nature and extent of work, etc., the overhead charges are intended to cover, (b) the general procedure for determining the amount capitalized, (c) the method of distribution to construction jobs, (d) whether different rates are applied to different types of construction, (e) basis of differentiation in rates for different types of construction, and (f) whether the overhead is directly or indirectly assigned.
 2. Show below the computation of allowance for funds used during construction rates, if those differ from the overall rate of return authorized by the Michigan Public Service Commission.

- 1)
- a. Administrative, employee benefits, general construction support.
 - b. All items directly or indirectly linked to construction.
 - c. All overhead items are spread based on work orders with direct labor for the month incurred.
 - d. Not Applicable
 - e. Not Applicable
 - f. All indirect items are pooled in a general work order for the month, then spread at month end to all work orders having direct labor. Each work order receives it's percentage based on total for the month.
- 2)
- Not Applicable

Name of Respondent Presque Isle Electric & Gas Co-op	This Report Is: (1) <input checked="" type="checkbox"/> An Original (2) <input type="checkbox"/> A Resubmission	Date of Report (Mo, Da, Yr) 4/30/2016	Year of Report 12/31/2015
--	---	---	------------------------------

ACCUMULATED PROVISION FOR DEPRECIATION OF GAS UTILITY PLANT (Account 108 & 110)

- | | |
|--|---|
| <p>1. Explain in a footnote any important adjustments during year.</p> <p>2. Explain in a footnote any difference between the amount for book cost of plant retired, line 11, column (c) and that reported for gas plant in service, pages 204-211, column (d), excluding retirements of non-depreciable property.</p> <p>3. Accounts 108 and 110 in the Uniform System of Accounts require that retirements of depreciable plant be recorded when such plant is removed from service.</p> | <p>If the respondent has a significant amount of plant retired at year end which has not been recorded and/or classified to the various reserve functional classifications, make preliminary closing entries to tentatively functionalize the book cost of the plant retired. In addition, include all costs included in retirement work in progress at year end in the appropriate functional classifications.</p> <p>4. Show separately interest credits under a sinking fund or similar method of depreciation accounting.</p> |
|--|---|

Section A. Balances and Changes During Year

Line No.	Item (a)	Total (c+d+e) (b)	Gas Plant in Service (c)	Gas Plant Held for Future use (d)	Gas Plant Leased to Others (e)
1	Balance Beginning of Year	7,596,227	7,596,227		
2	Depreciation Prov. for Year, Charged to				
3	(403) Depreciation Expense	628,985	628,985		
4	(403.1) Deprec. and Deplet. Expense				
5	(413) Exp. of Gas Plt. Leas. to Others				
6	Transportation Expenses - Clearing				
7	Other Clearing Accounts				
8	Other Accounts (Specify):				
9	Amortization Expense (426.5)	798	798		
10	TOTAL Deprec. Prov. for Year (Enter Total of lines 3 thru 9)	629,783	629,783		
11	Net Charges for Plant Retired:				
12	Book Cost of Plant Retired	0	0		
13	Cost of Removal				
14	Salvage (Credit)				
15	TOTAL Net Chrgs. for Plant Ret. (Enter Total of lines 12 thru 14)	0	0		
16	Other Debit or Credit Items (Describe):				
17	Amortization Adjustment	0	0		
18					
19	Balance End of Year (Enter Total of lines 1, 10, 15, & 16)	\$8,226,010	\$8,226,010		

Section B. Balances at End of Year According to Functional Classifications

20	Production - Manufactured Gas				
21	Production and Gathering - Natural Gas				
22	Products Extraction - Natural Gas				
23	Underground Gas Storage				
24	Other Storage Plant				
25	Base Load LNG Terminating & Proc. Plt.				
26	Transmission				
27	Distribution	8,226,010	8,226,010		
28	General				
29	TOTAL (Enter total of lines 20 thru 28)	\$8,226,010	\$8,226,010		

Name of Respondent Presque Isle Electric & Gas Co-op	This Report Is: (1) <input checked="" type="checkbox"/> An Original (2) <input type="checkbox"/> A Resubmission	Date of Report (Mo, Da, Yr) 4/30/2016	Year of Report 12/31/2015
---	---	---	------------------------------

GAS STORED (ACCOUNT 117, 164.1, 164.2 AND 164.3)

1. If during the year adjustment was made to the stored gas inventory (such as to correct cumulative inaccuracies of gas measurements), furnish in a footnote an explanation of the reason for adjustment, the Mcf and dollar amount of adjustment, and account charged or credited.

2. Give in a footnote a concise statement of the facts and the accounting performed with respect to any encroachment of withdrawals during the year, or restoration of previous encroachment, upon native gas constituting the "gas cushion" of any storage reservoir.

3. If the company uses a "base stock" in connection with its inventory accounting, give a concise statement of the basis of establishing such "base stock" and the inventory basis and the accounting performed with respect to any encroachment of withdrawals upon "base stock," or restoration of previous encroachment, including brief particulars of any such accounting during the year.

4. If the company has provided accumulated provision for stored gas which may not eventually be fully recovered from any storage project, furnish a statement showing: (a) date of Commission authorization of such accumulated provision, (b) explanation of circumstances requiring such provision, (c) basis of provision and factors of calculation, (d) estimated ultimate accumulated provision accumulation, and (e) a summary showing balance of accumulated provision and entries during year.

5. Report pressure base of gas volumes as 14.65 psia at 60° F.

Line No.	Description (a)	Noncurrent (Account 117) (b)	Current Account 164.1 (c)	LNG Account 164.2 (d)	LNG (Account 164.3) (e)	Total (f)
1	Balance at Beginning of Year	NONE				
2	Gas Delivered to Storage (contra Account)					
3	Gas Withdrawn from Storage (contra Account)					
4	Other Debits or Credits (Net)					
5	Balance at End of Year					
6	Mcf					
7	Amount per Mcf					

8 *State basis of segregation of inventory between current and noncurrent portions:*

Name of Respondent Presque Isle Electric & Gas Co-op	This Report Is: (1) <input checked="" type="checkbox"/> An Original (2) <input type="checkbox"/> A Resubmission	Date of Report (Mo, Da, Yr) 4/30/2016	Year of Report 12/31/2015
--	---	---	------------------------------

NONUTILITY PROPERTY (Account 121)

- | | |
|--|---|
| <p>1. Give a brief description and state the location of nonutility property included in Account 121.</p> <p>2. Designate with an asterisk any property which is leased to another company. State name of lessee and whether lessee is an associated company.</p> <p>3. Furnish particulars (details) concerning sales, purchases, or transfers or Nonutility Property during the year.</p> <p>4. List separately all property previously devoted to public service and give date of transfer to Account 121, <i>Nonutility Property</i>. These items are separate and</p> | <p>distinct from those allowed to be grouped under instruction No. 5.</p> <p>5. Minor items (5% of the Balance at the End of the Year, for Account 121) may be grouped.</p> <p>6. Natural gas companies which have oil property should report such property by State, classified as to (a) oil lands and land rights, (b) oil wells, and (c) other oil property. Gasoline plants and other plants for the recovery of products from natural gas are classifiable as gas plant and should be reported as such and not shown as <i>Nonutility Property</i>.</p> |
|--|---|

Line No.	Description and Location (a)	Beginning of Year (b)	Sales, Transfers, etc. (c)	End of Year (d)
1	NONE			
2				
3				
4				
5				
6				
7				
8				
9				
10				
11				
12				
13				
14				
15				
16				
17				
18				
19				
20				
21				
22				
23				
24				
25				

ACCUMULATED PROVISION FOR DEPRECIATION AND AMORTIZATION OF NONUTILITY PROPERTY (Account 122)

Report below the information called for concerning depreciation and amortization of nonutility property.

Line No.	Item (a)	Amount (b)
1	Balance, Beginning of Year	
2	Accruals for Year, Charged to	
3	(417) Income from Nonutility Operations	
4	(418) Nonoperating Rental Income	
5	Other Accounts (<i>Specify</i>):	
6		
7	TOTAL Accruals for Year (<i>Enter Total of lines 3 thru 6</i>)	
8	Net Charges for Plant Retired	
9	Book Cost of Plant Retired	
10	Cost of Removal	
11	Salvage (Credit)	
12	TOTAL Net Charges (<i>Enter Total of lines 9 thru 11</i>)	
13	Other Debit or Credit Items (<i>Describe</i>):	
14		
15	Balance, End of Year (<i>Enter Total of lines 1, 7, 12, and 14</i>)	

Name of Respondent Presque Isle Electric & Gas Co-op	This Report Is: (1) <input checked="" type="checkbox"/> An Original (2) <input type="checkbox"/> A Resubmission	Date of Report (Mo, Da, Yr) 4/30/2016	Year of Report 12/31/2015
INVESTMENTS (Accounts 123, 124, 136)			
<p>1. Report below Investments in Accounts 123, <i>Investment in Associated Companies</i>, 124, <i>Other Investments</i>, and 136, <i>Temporary Cash Investments</i>.</p> <p>2. Provide a subheading for each account and list thereunder the information called for:</p> <p>(a) Investment in Securities -- List and describe each security owned, giving name of issuer, date acquired and date of maturity. For bonds, also give principal amount, date of issue, maturity, and interest rate. For capital stock (including capital stock of respondent reacquired under a definite plan for resale) pursuant to authorization by the Board</p>		<p>of Directors, and included in Account 124, <i>Other Investments</i>, state number of shares, class, and series of stock. Minor investments may be grouped by classes. Investments included in Account 136, <i>Temporary Cash Investments</i>, also may be grouped by classes.</p> <p>(b) Investment Advances -- Report separately for each person or company the amounts of loans or Investment advances which are property includable in Account 123. Advances subject to current repayment should be included in Accounts 145 and 146. With respect to each advance, show whether the advance is a note or open account.</p>	
Line No.	Description of Investment (a)	Book Cost at Beginning of Year <i>(if book cost is different from cost to respondent, give cost to respondent in a footnote and explain difference.)</i> (b)	Purchases or Additions During Year (c)
1 2 3 4 5 6 7 8 9 10 11 12 13 14 15 16 17 18 19 20 21 22 23 24 25 26 27 28 29 30 31 32 33 34 35 36 37 38 39	NONE		

Name of Respondent Presque Isle Electric & Gas Co-op	This Report Is: (1) <input checked="" type="checkbox"/> An Original (2) <input type="checkbox"/> A Resubmission	Date of Report (Mo, Da, Yr) 4/30/2016	Year of Report 12/31/2015
--	---	---	------------------------------

INVESTMENTS (Accounts 123, 124, 136) (Continued)

Each note should be listed giving date of issuance, maturity date, and specifying whether note is a renewal. Designate any advances due from officers, directors, stockholders, or employees. Exclude amounts reported on page 229.

3. For any securities, notes or accounts that were pledged designate with an asterisk such securities, notes or accounts and in a footnote state the name of pledge and purpose of the pledge.

4. If Commission approval was required for any advance made or security acquired, designate such fact in a footnote and give name of Commission, date of authorization, and case or docket number.

5. Report in column (g) interest and dividend revenues from investments including such revenues from securities disposed of during the year.

6. In column (h) report for each investment disposed of during the year the gain or loss represented by the difference between cost of investment (or the other amount at which carried in the books of account if different from cost) and the selling price thereof, not including any dividend or interest adjustment includible in column (g).

Sales or Other Dispositions During Year (d)	Principal Amount or No. of Shares at End of Year (e)	Book Cost at End of Year (If book cost is different from cost to respondent, give cost to respondent in a footnote and explain differences.) (f)	Revenues for Year (g)	Gain or Loss from Investment Disposed of (h)	Line No.
					1
					2
NONE					3
					4
					5
					6
					7
					8
					9
					10
					11
					12
					13
					14
					15
					16
					17
					18
					19
					20
					21
					22
					23
					24
					25
					26
					27
					28
					29
					30
					31
					32
					33
					34
					35
					36
					37
					38
					39

Name of Respondent Presque Isle Electric & Gas Co-op	This Report Is: (1) <input checked="" type="checkbox"/> An Original (2) <input type="checkbox"/> A Resubmission	Date of Report (Mo, Da, Yr) 4/30/2016	Year of Report 12/31/2015
--	---	---	------------------------------

INVESTMENT IN SUBSIDIARY COMPANIES (Account 123.1)

1. Report below Investments in Accounts 123.1, *Investments in Subsidiary Companies*. (b) Investment Advances -- Report separately the amounts of loans or investment advances which are subject to repayment, but which are not subject to current settlement. With respect to each advance show whether the advance is a note or open account. List each note giving date of issuance, maturity date, and specify whether note is a renewal.

2. Provide a subheading for each company and list thereunder the information called for below. Sub-total by company and give a total in columns (e), (f), (g) and (h). 3. Report separately the equity in undistributed subsidiary earnings since acquisition. The total in column (e) should equal the amount entered for Account 418.1

(a) Investment in Securities -- List and describe each security owned. For bonds give also principal amount, date of issue, maturity, and interest rate.

Line No.	Description of Investment (a)	Date Acquired (b)	Date of Maturity (c)	Amount of Investment at Beginning of Year (d)
1	NONE			
2				
3				
4				
5				
6				
7				
8				
9				
10				
11				
12				
13				
14				
15				
16				
17				
18				
19				
20				
21				
22				
23				
24				
25				
26				
27				
28				
29				
30				
31				
32				
33				
34				
35				
36				
37				
38				
39				
40				
41				
42	TOTAL Cost of Account 123.1 \$ _____	TOTAL		

Name of Respondent Presque Isle Electric & Gas Co-op	This Report Is: (1) <input checked="" type="checkbox"/> An Original (2) <input type="checkbox"/> A Resubmission	Date of Report (Mo, Da, Yr) 4/30/2016	Year of Report 12/31/2015
--	---	---	------------------------------

INVESTMENT IN SUBSIDIARY COMPANIES (Account 123.1) (Continued)

4. For any securities, notes or accounts that were pledged, designate such securities, notes, or accounts in a footnote, and state the name of pledgee and purpose of the pledge.

5. If Commission approval was required for any advance made or security acquired, designate such fact in a footnote and give name of Commission, date of authorization, and case or docket number.

6. Report column (f) interest and dividend revenues from investments, including such revenues from securities disposed of during the year.

7. In column (h) report for each investment disposed of during the year, the gain or loss represented by the difference between cost of the investment (or the other amount at which carried in the books of account if different from cost) and the selling price thereof, not including interest adjustment includible in column (f).

8. Report on Line 42, column (a) the total cost of Account 123.1.

Equity in Subsidiary Earnings for Year (e)	Revenues for Year (f)	Amount of Investment at End of Year (g)	Gain or Loss from Investment Disposed of (h)	Line No.
NONE				1
				2
				3
				4
				5
				6
				7
				8
				9
				10
				11
				12
				13
				14
				15
				16
				17
				18
				19
				20
				21
				22
				23
				24
				25
				26
				27
				28
				29
				30
				31
				32
				33
				34
				35
				36
				37
				38
				39
				40
				41
				42

Name of Respondent Presque Isle Electric & Gas Co-op	This Report Is: (1) <input checked="" type="checkbox"/> An Original (2) <input type="checkbox"/> A Resubmission	Date of Report (Mo, Da, Yr) 4/30/2016	Year of Report 12/31/2015
--	---	---	------------------------------

GAS PREPAYMENTS UNDER PURCHASE AGREEMENTS

1. Report below the information called for concerning gas prepayments as defined in the text of Account 165, *Prepayments*. (Report advances on page 229.)

2. If any prepayment at beginning of year (or incurred during year) was cancelled, forfeited, or applied to another purpose, state in a footnote gas volume and dollar amount, period which such prepayment was incurred, and accounting disposition of prepayment amount. Give a concise explanation of circumstances causing forfeiture or other disposition of the prepayment.

Line No.	Name of Vendor (Designate associated companies with an asterick) (a)	Seller FERC Rate Schedule No. (b)	BALANCE BEGINNING OF YEAR	
			Mcf (14.73 psia at 60°F) (c)	Amount (d)
1	NONE			
2				
3				
4				
5				
6				
7				
8				
9				
10				
11				
12				
13				
14				
15				
16				
17				
18				
19				
20				
21				
22				
23				
24				
25				
26				
27				
28				
29				
30				
31				
32				
33				
34				
35				
36				
37				
38				
39				
40				
41				
42	TOTAL			

Name of Respondent Presque Isle Electric & Gas Co-op	This Report Is: (1) <input checked="" type="checkbox"/> An Original (2) <input type="checkbox"/> A Resubmission	Date of Report (Mo, Da, Yr) 4/30/2016	Year of Report 12/31/2015
--	---	---	------------------------------

GAS PREPAYMENTS UNDER PURCHASE AGREEMENTS (Continued)

3. If for any reason a take or pay situation is in controversy, list in the columns below the amount of those prepayment claims which have not been paid, together with footnote notation that the amount is in controversy (and any explanation the respondent chooses to make).

4. If any prepayment was determined other than by reference to amounts per Mcf or demand-commodity factors, furnish in a footnote a concise explanation of basis of computation.

BALANCE END OF YEAR			PREPAYMENTS IN CURRENT YEAR		Make-up Period expiration date (j)	Line No.
Mcf (14.73 psia at 60°F) (e)	Amount (f)	Cents per Mcf (g)	Mcf (14.73 psia at 60°F) (h)	Percent of Year's required take (i)		
NONE						1
						2
						3
						4
						5
						6
						7
						8
						9
						10
						11
						12
						13
						14
						15
						16
						17
						18
						19
						20
						21
						22
						23
						24
						25
						26
						27
						28
						29
						30
						31
						32
						33
						34
						35
						36
						37
						38
						39
						40
						41
						42

Name of Respondent Presque Isle Electric & Gas Co-op	This Report Is: (1) <input checked="" type="checkbox"/> An Original (2) <input type="checkbox"/> A Resubmission	Date of Report (Mo, Da, Yr) 4/30/2016	Year of Report 12/31/2015
---	---	---	------------------------------

NOTES AND ACCOUNTS RECEIVABLE SUMMARY FOR BALANCE SHEET

Show separately by footnote the total amount of notes and accounts receivable from directors, officers, and employees included in Notes Receivable (Account 141) and Other Accounts Receivable (Account 143).

Line No.	Accounts (a)	Balance Beginning of Year (b)	Balance End of Year (c)
1	Notes Receivable (Account 141)		
2	Customer Accounts Receivable (Account 142)	1,841,327	1,691,930
3	Other Accounts Receivable (Account 143) (Disclose any capital stock subscriptions received)		
4	TOTAL	1,841,327	1,691,930
5	Less: Accumulated Provision for Uncollectible Accounts-Cr. (Account 144)	24,000	24,000
6	TOTAL, Less Accumulated Provision for Uncollectible Accounts	1,817,327	1,667,930
7			
8			
9			
10			
11			
12			
13			
14			

ACCUMULATED PROVISION FOR UNCOLLECTIBLE ACCOUNT-CR. (Account 144)

- Report below the information called for concerning this accumulated provision.
- Explain any important adjustments of subaccounts.
- Entries with respect to officers and employees shall not include items for utility services.

Line No.	Item (a)	Utility Customers (b)	Merchandise Jobbing and Contract Work (c)	Officers and Employees (d)	Other (e)	Total (f)
1	Balance beginning of year	24,000				24,000
2	Prov. For uncollectibles for current year	14,906				14,906
3	Accounts written off	(34,024)	()	()	()	(34,024)
4	Coll. Of accounts written off	19,118				19,118
5	Adjustments (explain):					
6	Balance end of year	24,000				24,000
7						
8						
9						
10						
11						

Name of Respondent Presque Isle Electric & Gas Co-op	This Report Is: (1) <input checked="" type="checkbox"/> An Original (2) <input type="checkbox"/> A Resubmission	Date of Report (Mo, Da, Yr) 4/30/2016	Year of Report 12/31/2015
RECEIVABLES FROM ASSOCIATED COMPANIES (Account 145, 146)			
1. Report particulars of notes and accounts receivable from associated companies* at end of year.		4. If any note was received in satisfaction of an open account, state the period covered by such open account.	
2. Provide separate headings and totals for Accounts 145, Notes Receivable from Associated Companies, and 146, Accounts Receivable from Associated Companies, in addition to a total for the combined accounts.		5. Include in column (f) interest recorded as income during the year including interest on accounts and notes held any time during the year.	
3. For notes receivable, list each note separately and state purpose for which received. Show also in column (a) date of note, date of maturity and interest rate.		6. Give particulars of any notes pledged or discounted, also of any collateral held as guarantee of payment of any note or account	

* NOTE: "Associated companies" means companies or persons that, directly or indirectly, through one or more intermediaries, control, or are controlled by, or are under common control with, the accounting company. This includes related parties.

"Control" (including the terms "controlling," "controlled by," and "under common control with") means the possession, directly or indirectly, of the power to direct or cause the direction of the management and policies of a company, whether such power is exercised through one or more intermediary companies, or alone, or in conjunction with, or pursuant to an agreement, and whether such power is established through a majority or minority ownership or voting of securities, common directors, officers, or stockholders, voting trusts, holding trusts, associates companies, contract or any other direct or indirect means.

Line No.	Particulars (a)	Balance Beginning of Year (b)	Totals for Year		Balance End of Year (e)	Interest for Year (f)
			Debits (c)	Credits (d)		
1	NONE					
2						
3						
4						
5						
6						
7						
8						
9						
10						
11						
12						
13						
14						
15						
16						
17						
18						
19						
20						
21						
22						
23						
24						
25	TOTAL					

Name of Respondent Presque Isle Electric & Gas Co-op	This Report Is: (1) <input checked="" type="checkbox"/> An Original (2) <input type="checkbox"/> A Resubmission	Date of Report (Mo, Da, Yr) 4/30/2016	Year of Report 12/31/2015
---	---	---	------------------------------

MATERIAL AND SUPPLIES

1. For Accounts 154, report the amount of plant materials and operating supplies under the primary functional classifications as indicated in column (a); estimates of amounts by function are acceptable. In column (d), designate the department or departments which use the class of material. Nonmajor companies may report total on line 4.

2. Give an explanation of important inventory adjustments during the year (on a supplemental page) showing general classes of material and supplies and the various accounts (operating expenses, clearing accounts, plant, etc.) affected-debited or credited. Show separately debits or credits to stores expense-clearing, if applicable.

Line No.	Account (a)	Balance Beginning of Year (b)	Balance End of Year (c)	Dept. or Departments Which Use Material (d)
1	Fuel Stock (Account 151)			
2	Fuel Stock Expenses Undistributed (Account 152)			
3	Residuals and Extracted Products (Account 153)			
4	Plant Materials & Operating Supplies (Account 154)	341,452	363,660	
5	Assigned to - Construction (Estimated)			
6	Assigned to - Operations & Maintenance			
7	Production Plant (Estimated)			
8	Transmission Plant (Estimated)			
9	Distribution Plant (Estimated)			
10	Assigned to - Other			
11	TOTAL Account 154 (<i>Enter Total of line 5 thru 10</i>)			
12	Merchandise (Account 155)			
13	Other Material & Supplies (Account 156)			
14	Nuclear Materials Held for Sale (Account 157) <i>(Not applicable to Gas Utilities)</i>			
15	Stores Expense Undistributed (Account 163)			
16				
17				
18				
19				
20	TOTAL Materials & Supplies (Per Balance Sheet)	341,452	363,660	

Name of Respondent Presque Isle Electric & Gas Co-op		This Report Is: (1) <input checked="" type="checkbox"/> An Original (2) <input type="checkbox"/> A Resubmission		Date of Report (Mo, Da, Yr) 4/30/2016		Year of Report 12/31/2015	
ADVANCES FOR GAS PRIOR TO INITIAL DELIVERIES OR COMMISSION CERTIFICATION (Accounts 124, 166 and 16)							
<p>1. Report below the information called for concerning all advances for gas, as defined in the text of Account 166, <i>Advances for Gas Exploration, Development and Production</i>, and 167, <i>Other Advances for Gas</i>, whether reported in Accounts 166, 167 or reclassified to Account 124, <i>Other Investments</i>. List Account 124 items first.</p> <p>2. In column (a) give the date the advance was made, the payee (designate associated companies with an asterisk) a brief statement of the purpose, (exploration, development, production, general loan, etc.) and the estimated date of repayment. Do not use the term indefinite in reporting</p>				<p>estimated date of repayment. If advances are made to a payee in connection with different projects with different arrangements for repayments, use separate lines for reporting; otherwise all advances may be grouped by payee, subject to the requirements of instruction 3 below.</p> <p>3. If the beginning balance shown in column (c) does not agree with the prior year's ending balance, column (g), provide a detailed explanation in a footnote. Show all Advances made during the year in column (d) and all repayments or other credits in column (e). Report amounts shown in column (e) separately by account, as reported in column (f).</p>			
Line No.	Date of Advance, Payee, Purpose and Estimated Date of Repayment (a)	Account Number (124, 166 or 167) (b)	Balance at Beginning of Year (c)	Advances During Year (d)	Repayments or Other Credits During Year (e)	Accounts Charged (f)	Balance at End of Year (g)
1	NONE						
2							
3							
4							
5							
6							
7							
8							
9							
10							
11							
12							
13							
15							
16							
17							
18							
19							
20							
21							
22							
23							
24							
25							
26							
27							
28							
29							
30							
31							
32							
33							
34							
35							
36							
37							
38							
39							

Name of Respondent Presque Isle Electric & Gas Co-op	This Report Is: (1) <input checked="" type="checkbox"/> An Original (2) <input type="checkbox"/> A Resubmission	Date of Report (Mo, Da, Yr) 4/30/2016	Year of Report 12/31/2015
---	---	---	------------------------------

PREPAYMENTS (Account 165)

1. Report below the particulars (details) on each prepayment. 2. Report all payments for undelivered gas on line 5 and complete pages 226 to 227 showing particulars (details) for gas prepayments.

Line No.	Nature of Payment (a)	Balance at End of Year (In Dollars) (b)
1	Prepaid Insurance	
2	Prepaid Rents	
3	Prepaid Taxes (pages 262-263)	
4	Prepaid Interest	
5	Gas Prepayments (pages 226-227)	
6	Miscellaneous Prepayments	
7	TOTAL	

EXTRAORDINARY PROPERTY LOSSES (Account 182.1)

Line No.	Description of Extraordinary Loss [Include in the description the date of loss, the date of Commission authorization to use Account 182.1 and period of amortization (mo, yr to mo, yr.)] (a)	Total Amount of Loss (b)	Losses Recognized During Year (c)	WRITTEN OFF DURING YEAR		Balance at End of Year (f)
				Account Charged (d)	Amount (e)	
1	NONE					
2						
3						
4						
5						
6						
7						
8						
9	TOTAL					

UNRECOVERED PLANT AND REGULATORY STUDY COSTS (182.2)

Line No.	Description of Unrecovered Plant and Regulatory Study Costs [Included in the description of costs, the date of Commission authorization to use Account 182.2, and period of amortization (mo, yr, to mo, yr.)] (a)	Total Amount of Charges (b)	Costs Recognized During Year (c)	WRITTEN OFF DURING YEAR		Balance at End of Year (f)
				Account Charged (d)	Amount (e)	
10						
11						
12						
13						
14						
15						
16						
17						
18						
19						
20						
21						
22						
23						
24						
25						
26						
27						
28						
29						
30	TOTAL					

Name of Respondent Presque Isle Electric & Gas Co-op	This Report Is: (1) <input checked="" type="checkbox"/> An Original (2) <input type="checkbox"/> A Resubmission	Date of Report (Mo, Da, Yr) 4/30/2016	Year of Report 12/31/2015
---	---	---	------------------------------

PRELIMINARY SURVEY AND INVESTIGATION CHARGES (Account 183)

1. Report below particulars (details) concerning the cost *and Investigation Charges*, and Account 183.2, *Other Preliminary Survey and Investigation Charges*.
of plans, surveys, and investigations made for the purpose
of determining the feasibility of projects under contemplation. 3. Minor items (less than \$250,000) may be grouped by
classes.
2. For gas companies, report separately amounts
included in Account 183.1, *Preliminary Natural Gas Survey*

Line No.	Description and Purpose of Project (a)	Balance at Beginning of Year (b)	Debits (c)	CREDITS		Balance at End of Year (f)
				Account Charged (d)	Amount (e)	
1	NONE					
2						
3						
4						
5						
6						
7						
8						
9						
10						
11						
12						
13						
15						
16						
17						
18						
19						
20						
21						
22						
23						
24						
25						
26						
27						
28						
29						
30						
31						
32						
33						
34						
35						
36						
37						
38						
39						
40						
41						
42						
43						
44		TOTAL				

Name of Respondent Presque Isle Electric & Gas Co-op	This Report Is: (1) <input checked="" type="checkbox"/> An Original (2) <input type="checkbox"/> A Resubmission	Date of Report (Mo, Da, Yr) 4/30/2016	Year of Report 12/31/2015
---	---	---	------------------------------

OTHER REGULATORY ASSETS

- | | |
|--|---|
| <p>1. Reporting below the particulars (details) called for concerning other regulatory assets which are created through the ratemaking actions of regulatory agencies (and not includable in other amounts).</p> <p>2. For regulatory assets being amortized, show period of amortization in column (a).</p> | <p>3. Minor items (amounts less than \$50,000 may be grouped by classes).</p> <p>4. Give the number and name of the account(s) where each amount is recorded.</p> |
|--|---|

Line No.	Description and Purpose of Other Regulatory Assets (a)	Debits (b)	CREDITS		Balance at End of Year (e)
			Account Charged (c)	Amount (d)	
1					
2	NONE				
3					
4					
5					
6					
7					
8					
9					
10					
11					
12					
13					
15					
16					
17					
18					
19					
20					
21					
22					
23					
24					
25					
26					
27					
28					
29					
30					
31					
32					
33					
34					
35					
36					
37					
38					
39					
40	TOTAL				

Name of Respondent Presque Isle Electric & Gas Co-op	This Report Is: (1) <input checked="" type="checkbox"/> An Original (2) <input type="checkbox"/> A Resubmission	Date of Report (Mo, Da, Yr) 4/30/2016	Year of Report 12/31/2015
---	---	---	------------------------------

MISCELLANEOUS DEFERRED DEBITS (Account 186)

1. Report below the particulars (details) called for concerning miscellaneous deferred debits.
 2. For any deferred debit being amortized, show period of amortization in column (a).
 3. Minor items (less than \$50,000) may be grouped by classes.

Line No.	Description of Miscellaneous Deferred Debits (a)	Balance at Beginning of Year (b)	Debits (c)	CREDITS		Balance at End of Year (f)
				Account Charged (d)	Amount (e)	
1	SEE AUDIT REPORT					
2						
3						
4						
5						
6						
7						
8						
9						
10						
11						
12						
13						
15						
16						
17						
18						
19						
20						
21						
22						
23						
24						
25						
26						
27						
28						
29						
30						
31						
32						
33						
34						
35						
36						
37						
38		Misc. Work in Progress				
39	DEFERRED REGULATORY COMM. EXPENSES (SEE PAGES 350-351)					
40	TOTAL					

BLANK PAGE

**INSTRUCTIONS FOR THE FILING OF THE ANNUAL REPORT OF
MAJOR AND NONMAJOR GAS UTILITIES**

TAX SCHEDULES

I. Purpose:

The Commission will permit the option to adopt FERC reporting requirements if the company agrees to file the MPSC information on a historical test-year basis in a rate case or upon request of the Commission Staff. For the following pages:

A. Accumulated Deferred Income Taxes	234-235
B. Reconciliation of Reported Net Income With Taxable Income For Federal Income Taxes	261A-B
C. Calculation of Federal Income Tax	261C-D
D. Taxes Accrued, Prepaid and Charged During Year	262-263
E. Accumulated Deferred Income Taxes	272-277

Name of Respondent Presque Isle Electric & Gas Co-op	This Report Is: (1) <input checked="" type="checkbox"/> An Original (2) <input type="checkbox"/> A Resubmission	Date of Report (Mo, Da, Yr) 4/30/2016	Year of Report 12/31/2015
---	---	---	------------------------------

ACCUMULATED DEFERRED INCOME TAXES (Account 190)

1. Report the information called for below concerning the respondent's accounting for deferred income taxes. 2. At Other (Specify), include deferrals relating to other income and deductions.

Line No.	Account Subdivisions (a)	Balance at Beginning of Year (b)	Changes During Year	
			Amounts Debited to Account 410.1 (c)	Amounts Credited to Account 411.1 (d)
1	Electric			
2				
3	NOT APPLICABLE			
4				
5				
6				
7	Other			
8	TOTAL Electric <i>(Enter Total of lines 2 thru 7)</i>			
9	Gas			
10				
11				
12				
13				
14				
15	Other			
16	TOTAL Gas <i>(Enter Total of lines 10 thru 15)</i>			
17	Other (Specify)			
18	TOTAL (Account 190) <i>(Enter Total of lines 8, 16 & 17)</i>			
19	Classification of Total:			
20	Federal Income Tax			
21	State Income Tax			
22	Local Income Tax			

NOTES

In the space provided below, identify by amount and classification, significant items for which deferred taxes are being provided. Indicate insignificant amounts listed under Other.

Name of Respondent Presque Isle Electric & Gas Co-op	This Report Is: (1) <input checked="" type="checkbox"/> An Original (2) <input type="checkbox"/> A Resubmission	Date of Report (Mo, Da, Yr) 4/30/2016	Year of Report 12/31/2015
--	---	---	------------------------------

ACCUMULATED DEFERRED INCOME TAXES (Account 190) Continued

3. If more space is needed, use separate pages as required. and classification, significant items for which deferred taxes are being provided. Indicate insignificant amounts listed under Other

4. In the space provided below, identify by amount

Changes During Year		ADJUSTMENTS				Balance at End of Year (k)	Line No.
Amounts Debited to Account 410.2 (e)	Amounts Credited to Account 411.2 (f)	DEBITS		CREDITS			
		Acct. No. (g)	Amount (h)	Acct. No. (i)	Amount (j)		
							1
							2
							3
NOT APPLICABLE							4
							5
							6
							7
							8
							9
							10
							11
							12
							13
							14
							15
							16
							17
							18
							19
							20
							21
							22

NOTES (Continued)

Name of Respondent Presque Isle Electric & Gas Co-op	This Report Is: (1) <input checked="" type="checkbox"/> An Original (2) <input type="checkbox"/> A Resubmission	Date of Report (Mo, Da, Yr) 4/30/2016	Year of Report 12/31/2015
---	---	---	------------------------------

CAPITAL STOCK (Accounts 201 and 204)

1. Report below the particulars (details) called for concerning common and preferred stock at end of year, distinguishing separate series of any general class. Show separate totals for common and preferred stock. If information to meet the stock exchange reporting requirement outlined in column (a) is available from the SEC 10-K Report Form filing, a specific reference to the report form (i.e. year and company title) may be reported in column (a) provided the fiscal years for both the 10-K report and this report are compatible.

2. Entries in column (b) should represent the number of shares authorized by the articles of incorporation as amended to end of year.

Line No.	Class and Series of Stock and Name of Stock Exchange (a)	Number of Shares Authorized by Charter (b)	Par or Stated Value Per Share (c)	Call Price at End of Year (d)
1	NOT APPLICABLE			
2				
3				
4				
5				
6				
7				
8				
9				
10				
11				
12				
13				
14				
15				
16				
17				
18				
19				
20				
21				
22				
23				
24				
25				
26				
27				
28				
29				
30				
31				
32				
33				
34				
35				
36				
37				
38				
39				
40				
41				
42				

Name of Respondent Presque Isle Electric & Gas Co-op	This Report Is: (1) <input checked="" type="checkbox"/> An Original (2) <input type="checkbox"/> A Resubmission	Date of Report (Mo, Da, Yr) 4/30/2016	Year of Report 12/31/2015
---	---	---	------------------------------

CAPITAL STOCK (Accounts 201 and 204) (Continued)

3. Give particulars (details) concerning shares of any class and series of stock authorized to be issued by a regulatory commission which have not yet been issued.
4. The identification of each class of preferred stock should show the dividend rate and whether the dividends are cumulative or noncumulative.

5. State in a footnote if any capital stock which has been nominally issued is nominally outstanding at end of year.
6. Give particulars (details) in column (a) of any nominally issued capital stock, reacquired stock or stock in sinking and other funds which is pledged, stating name of pledgee and purpose of pledge.

OUTSTANDING PER BALANCE SHEET <i>(Total amount outstanding without reduction for amounts held by respondent.)</i>		HELD BY RESPONDENT				Line No.
		AS REACQUIRED STOCK (Account 217)		IN SINKING AND OTHER FUNDS		
Shares (e)	Amount (f)	Shares (g)	Cost (h)	Shares (i)	Amount (j)	
	NOT APPLICABLE					1
						2
						3
						4
						5
						6
						7
						8
						9
						10
						11
						12
						13
						14
						15
						16
						17
						18
						19
						20
						21
						22
						23
						24
						25
						26
						27
						28
						29
						30
						31
						32
						33
						34
						35
						36
						37
						38
						39
						40
						41
						42

Name of Respondent Presque Isle Electric & Gas Co-op	This Report Is: (1) <input checked="" type="checkbox"/> An Original (2) <input type="checkbox"/> A Resubmission	Date of Report (Mo, Da, Yr) 4/30/2016	Year of Report 12/31/2015
---	---	---	------------------------------

**CAPITAL STOCK SUBSCRIBED, CAPITAL STOCK LIABILITY FOR COVERSION
PREMIUM ON CAPITAL STOCK, AND INSTALLEMNTS RECEIVED ON CAPITAL STOCK
(Accounts 202 and 205, 203 and 206,207, 212)**

1. Show for each of the above accounts that amounts applying to each class and series of capital stock. *Common Stock Liability for Conversion*, or Account 206, *Preferred Stock Liability for Conversion*, at the end of the year.

2. For Account 202, *Common Stock Subscribed*, and Account 205, *Preferred Stock Subscribed*, show the subscription price and the balance due on each class at the end of year.

3. Describe in a footnote the agreement transaction under which a conversion liability existed under Account 203,

4. For Premium on Account 207, *Capital Stock*, designate with an asterisk any amounts representing the excess of consideration received over stated values of stocks without par value.

Line No.	Name of Account and Description of Item (a)	Number of Shares (b)	Amount (c)
1			
2			
3	NOT APPLICABLE		
4			
5			
6			
7			
8			
9			
10			
11			
12			
13			
14			
15			
16			
17			
18			
19			
20			
21			
22			
23			
24			
25			
26			
27			
28			
29			
30			
31			
32			
33			
34			
35			
36			
37			
38			
39			
40			
41			
42			
43			
44			
45			
46	TOTAL		

Name of Respondent Presque Isle Electric & Gas Co-op	This Report Is: (1) <input checked="" type="checkbox"/> An Original (2) <input type="checkbox"/> A Resubmission	Date of Report (Mo, Da, Yr) 4/30/2016	Year of Report 12/31/2015
---	---	---	------------------------------

OTHER PAID-IN CAPITAL (Accounts 208-211, inc.)

Report below the balance at the end of the year and the information specified below for the respective other paid-in capital accounts. Provide a subheading for each account and show a total for the account, as well as total of all accounts for reconciliation with balance sheet, page 112. Add more columns for any account if deemed necessary. Explain changes made in any account during the year and give the accounting entries effecting such change.

capital changes which gave rise to amounts reported under this caption including identification with the class and series of stock to which related.

(a) *Donations Received from Stockholders* (Account 208)--State amount and give brief explanation of the origin and purpose of each donation.

(c) *Gain on Resale or Cancellation of Reacquired Capital Stock* (Account 210)--Report balance at beginning of year, credits, debits and balance at end of year with a designation of the nature of each credit and debit identified by the class and series of stock to which related.

(b) *Reduction in Par or Stated Value of Capital Stock* (Account 209)-- State amount and give brief explanation of the

(d) *Miscellaneous Paid-in Capital* (Account 211)--Classify amounts included in this account according to captions which, together with brief explanations, disclose the general nature of the transactions which gave rise to the reported amounts.

Line No.	Item (a)	Amount (b)
1	NOT APPLICABLE	
2		
3		
4		
5		
6		
7		
8		
9		
10		
11		
12		
13		
14		
15		
16		
17		
18		
19		
20		
21		
22		
23		
24		
25		
26		
27		
28		
29		
30		
31		
32		
33		
34		
35		
36		
37		
38		
39		
40	TOTAL	

Name of Respondent Presque Isle Electric & Gas Co-op	This Report Is: (1) <input checked="" type="checkbox"/> An Original (2) <input type="checkbox"/> A Resubmission	Date of Report (Mo, Da, Yr) 4/30/2016	Year of Report 12/31/2015
---	---	---	------------------------------

DISCOUNT ON CAPITAL STOCK (Account 213)

1. Report the balance at end of year of discount on capital stock for each class and series of capital stock. statement giving particulars (details) of the change. State the reason for any charge-off during the year and specify the amount charged.

2. If any changes occurred during the year in the balance with respect to any class or series of stock, attach a

Line No.	Class and Series of Stock (a)	Balance at End of Year (b)
1	NOT APPLICABLE	
2		
3		
4		
5		
6		
7		
8		
9		
10		
11		
12		
13		
14		
15		
16		
17		
18		
19		
20		
21	TOTAL	

CAPITAL STOCK EXPENSE (Account 214)

1. Report the balance at end of year of capital stock expenses for each class and series of capital stock. statement giving particulars (details) of the change. State the reason for any charge-off of capital stock expense and specify the account charged.

2. If any change occurred during the year in the balance with respect to any class or series of stock, attach a

Line No.	Class and Series of Stock (a)	Balance at End of Year (b)
1		
2		
3		
4		
5		
6		
7		
8		
9		
10		
11		
12		
13		
14		
15		
16		
17		
18		
19		
20		
21	TOTAL	

Name of Respondent Presque Isle Electric & Gas Co-op	This Report Is: (1) <input checked="" type="checkbox"/> An Original (2) <input type="checkbox"/> A Resubmission	Date of Report (Mo, Da, Yr) 4/30/2016	Year of Report 12/31/2015
---	---	---	------------------------------

**SECURITIES ISSUED OR ASSUMED AND
SECURITIES REFUNDED OR RETIRED DURING THE YEAR**

<p>1. Furnish a supplemental statement giving a brief description of security financing and refinancing transactions during the year and the accounting for the securities, discounts, premiums, expenses, and related gains or losses. Identify as to Commission authorization numbers and dates.</p> <p>2. Furnish particulars (details) showing fully the accounting for the total principal amount, par value, or stated value of each class and series of security issued, assumed, retired, or refunded and the accounting premiums, discounts, expenses, and gains or losses relating to the securities. Set forth the fact of the accounting clearly with regard to redemption premiums, unamortized discounts, expenses, and gains or losses relating to securities retired or refunded, including the account for such amounts carried in the respondent's accounts at the date of the refunding or refinancing transactions with respect to securities previously refunded or retired.</p> <p>3. Include the identification of each class and series</p>	<p>of security, as appropriate, the interest or dividend rate, nominal date of issuance, maturity date, aggregate principal amount, par value or stated value, and number of shares. Give also the issuance of redemption price and name of the principal underwriting firm through which the security transactions were consummated.</p> <p>4. Where the accounting for amounts relating to securities refunded or retired is other than that specified in General Instructions 17 of the Uniform System of Accounts, give reference to the Commission authorization for the different accounting and state the accounting method.</p> <p>5. For securities assumed, give the name of the company for which the liability on the securities was assumed as well as particulars (details) of the transactions whereby the respondent undertook to pay obligations of another company. If any unamortized discount, premiums, expenses, and gains or losses were taken over onto the respondent's books, furnish details of these amounts with amount relating to refunded securities clearly earmarked.</p>
---	---

NOT APPLICABLE

Name of Respondent Presque Isle Electric & Gas Co- op	This Report Is: (1) <input checked="" type="checkbox"/> An Original (2) <input type="checkbox"/> A Resubmission	Date of Report (Mo, Da, Yr) 4/30/2016	Year of Report 12/31/2015
---	---	---	------------------------------

LONG-TERM DEBT (Accounts 221, 222, 223 and 224)

1. Report by balance sheet Account the particulars (details) concerning long-term debt included in Accounts 221, *Bonds*, 222 *Reacquired Bonds*, 223, *Advances from Associated Companies*, and 224, *Other Long-Term Debt*. If information to meet the stock exchange reporting requirement outlined in column (a) is available from the SEC 10-K Report Form filing, a specific reference to the report for (i.e. year and company title) may be reported in column (a) provided the fiscal years for both the 10-K report and this report are compatible.

2. For bonds assumed by the respondent, include in column (a) the name of the issuing company as well as a description of the bonds.
3. For advances from Associated Companies, report separately advances on notes and advances on open accounts. Designate demand notes as such. Include in column (a) name of associated companies from which advances were received.
4. For receivers' certificates, show in column (a) the name of the court and date of court order under which such certificates were issued.

Line No.	Class and Series of Obligation and Name of Stock Exchange (a)	Nominal Date of Issue (b)	Date of Maturity (c)	Outstanding (Total amount outstanding without reduction for amounts held by respondent) (d)
1	SEE ATTACHED			
2				
3				
4				
5				
6				
7				
8				
9				
10				
11				
12				
13				
14				
15				
16				
17				
18				
19				
20				
21				
22				
23				
24				
25				
26				
27				
28				
29				
30				
31				
32				
33				
34				
35				
36				
37				
38	TOTAL			

Name of Respondent Presque Isle Electric & Gas Co-op	This Report Is: (1) <input checked="" type="checkbox"/> An Original (2) <input type="checkbox"/> A Resubmission	Date of Report (Mo, Da, Yr) 4/30/2016	Year of Report 12/31/2015
--	---	---	------------------------------

LONG-TERM DEBT (Accounts 221, 222, 223, and 224) (Continued)

5. In a supplemental statement, give explanatory particulars (details) for Accounts 223 and 224 of net changes during the year. With respect to long-term advances, show for each company: (a) principal advanced during year, (b) interest added to principal amount, and (c) principal repaid during year. Give Commission authorization number and dates.

6. If the respondent has pledged any of its long-term debt securities, give particulars (details) in a footnote, including name of the pledgee and purpose of the pledge.

7. If the respondent has any long-term securities which have been nominally issued and are nominally outstanding at end of year, describe such securities in a footnote.

8. If interest expense was incurred during the year on any obligations retired or reacquired before end of year, include such interest expense in column (f). Explain in a footnote any difference between the total of column (f) and the total of Account 427, *Interest on Long-Term Debt and Account 430, Interest on Debt to Associated Companies*.

9. Give particulars (details) concerning any long-term debt authorized by a regulatory commission but not yet issued.

INTEREST FOR YEAR		HELD BY RESPONDENT		Redemption Price Per \$100 at End of Year	Line No.
Rate (in %)	Amount	Reacquired Bonds (Acct. 222)	Sinking and Other Funds		
(e)	(f)	(g)	(h)	(f)	
					1
					2
					3
					4
					5
					6
					7
					8
					9
					10
					11
					12
					13
					14
					15
					16
					17
					18
					19
					20
					21
					22
					23
					24
					25
					26
					27
					28
					29
					30
					31
					32
					33
					34
					35
					36
					37
					38

Loan Portfolio @12/31/2015

CFC Loan Number	PIE&G Account Number	Debt Service Pmt	Loan Type	Beginning Date	Current Interest Rate	Repricing Year	Principal Balance 12/31/2014	Principal Balance 12/31/2015	Rate Term	Principal Paid 2015	Interest Paid 2015	Total Principal & Interest 2015
9012-001	224.68	LDS	FR	9/95	6.400%	N/A	\$45,367.21	\$0.00	FTM	\$45,367.21	\$1,725.85	\$47,093.06
9014-001	224.69	LDS	FR	7/98	2.650%	N/A	\$104,784.50	\$59,514.20	FTM	\$45,270.30	\$3,575.71	\$48,846.01
9015-001	224.70	LDS	FR	9/95	5.850%	N/A	\$438,459.03	\$375,568.06	FTM	\$62,890.97	\$22,718.45	\$85,609.42
9016-001	224.71	LDS	FR	9/95	3.650%	N/A	\$387,050.10	\$351,197.94	FTM	\$35,852.16	\$12,226.05	\$48,078.21
9016-001	224.71	LDS	FR	9/95	3.650%	N/A	\$365,761.31	\$331,881.09	FTM	\$33,880.22	\$11,553.62	\$45,433.84
9018-001	224.72	LDS	FR	9/95	3.170%	N/A	\$81,741.04	\$0.00	FTM	\$81,741.04	\$1,440.68	\$83,181.72
9019-001	224.73	LDS	FR	9/95	3.170%	N/A	\$81,741.21	\$0.00	FTM	\$81,741.21	\$1,440.69	\$83,181.90
9020-001	224.74	LDS	FR	9/95	3.170%	N/A	\$81,741.21	\$0.00	FTM	\$81,741.21	\$1,440.69	\$83,181.90
9021-001	224.75	LDS	FR	9/95	2.550%	N/A	\$83,900.01	\$0.00	FTM	\$83,900.01	\$1,151.42	\$85,051.43
9022-001	224.76	LDS	FR	9/95	2.950%	N/A	\$80,906.82	\$0.00	FTM	\$80,906.82	\$1,313.97	\$82,220.79
9023-001	224.77	LDS	FR	9/95	2.950%	N/A	\$81,204.33	\$0.00	FTM	\$81,204.33	\$1,318.73	\$82,523.06
9024-001	224.78	LDS	FR	9/95	2.950%	N/A	\$80,451.85	\$0.00	FTM	\$80,451.85	\$1,306.53	\$81,758.38
9025-001	224.79	LDS	FR	9/95	2.950%	N/A	\$80,451.85	\$0.00	FTM	\$80,451.85	\$1,306.53	\$81,758.38
9026-001	224.80	LDS	FR	9/97	3.250%	N/A	\$82,772.14	\$0.00	FTM	\$82,772.14	\$1,500.54	\$84,272.68
9027-001	224.81	LDS	FR	9/97	3.250%	N/A	\$75,002.62	\$0.00	FTM	\$75,002.62	\$1,359.71	\$76,362.33
9029-001	224.82	LDS	FR	9/97	4.800%	06/01/2025	\$715,010.79	\$685,179.61	8	\$29,831.18	\$31,120.59	\$60,951.77
9029-002	224.83	LDS	FR	9/97	4.850%	06/01/2026	\$715,333.79	\$685,616.90	14	\$29,716.89	\$31,488.99	\$61,205.88
9029-003	224.84	LDS	FR	9/97	4.810%	N/A	\$720,325.09	\$690,298.15	FTM	\$30,026.94	\$31,423.26	\$61,450.20
9029-004	224.85	LDS	FR	9/97	6.050%	06/01/2021	\$720,196.49	\$693,236.57	10	\$26,959.92	\$40,275.44	\$67,235.36
9031-002	224.87	LDS	FR	10/97	4.400%	N/A	\$26,674.42	\$25,637.50	FTM	\$1,036.92	\$1,057.03	\$2,093.95
9031-003	224.87	LDS	FR	3/09	6.300%	10/01/2017	\$734,496.87	\$710,639.90	8	\$23,856.97	\$42,965.57	\$66,822.54
9031-004	224.87	LDS	FR	3/09	6.300%	10/01/2017	\$734,496.87	\$710,639.90	8	\$23,856.97	\$42,965.57	\$66,822.54
9031-005	224.87	LDS	FR	3/09	6.450%	10/01/2018	\$736,125.08	\$712,559.60	9	\$23,565.48	\$44,159.57	\$67,725.05
9031-006	224.87	LDS	FR	3/09	6.450%	10/01/2018	\$736,125.08	\$712,559.60	9	\$23,565.48	\$44,159.57	\$67,725.05
9032-000	224.88	LDS	FR	10/98	4.790%	N/A	\$536,764.78	\$507,353.02	FTM	\$29,411.76	\$23,190.75	\$52,602.51
9033-000	224.89	LDS	FR	10/98	4.790%	N/A	\$536,764.78	\$507,353.02	FTM	\$29,411.76	\$23,190.75	\$52,602.51
9034-000	224.90	LDS	FR	10/98	4.640%	06/01/2022	\$536,764.78	\$507,353.02	10	\$29,411.76	\$22,402.14	\$51,813.90
9035-000	224.91	LDS	FR	10/98	4.640%	06/01/2022	\$536,764.78	\$507,353.02	10	\$29,411.76	\$22,402.14	\$51,813.90
9036-000	224.92	LDS	FR	10/98	6.450%	01/01/2016	\$771,684.59	\$748,661.23	8	\$23,023.36	\$44,884.10	\$67,907.46
9037-001	224.93	LDS	FR	11/98	6.650%	01/01/2018	\$713,599.06	\$692,739.23	10	\$20,859.83	\$44,264.62	\$65,124.45
9037-002	224.94	LDS	FR	11/98	6.650%	01/01/2018	\$60,966.35	\$59,184.15	10	\$1,782.20	\$3,781.73	\$5,563.93
9038-000	224.95	LDS	FR	11/98	6.550%	01/01/2017	\$773,131.12	\$750,298.74	9	\$22,832.38	\$47,187.25	\$70,019.63
9039-001	224.96	LDS	FR	1/99	4.500%	N/A	\$774,709.24	\$748,254.09	FTM	\$26,455.15	\$31,519.64	\$57,974.79
9040-001	224.97	LDS	FR	1/99	4.900%	02/01/2027	\$766,526.76	\$741,403.86	15	\$25,122.90	\$34,231.88	\$59,354.78
9041-001	224.98	LDS	FR	1/99	4.900%	02/01/2027	\$766,526.76	\$741,403.86	15	\$25,122.90	\$34,231.88	\$59,354.78
9042-001	224.99	LDS	FR	3/99	5.850%	06/01/2019	\$806,507.57	\$785,599.13	6	\$20,908.44	\$45,695.48	\$66,603.92
9043-001	225.01	LDS	FR	3/99	5.850%	06/01/2018	\$803,918.01	\$782,472.57	6	\$21,445.44	\$43,545.85	\$64,991.29
9044-001	225.02	LDS	FR	3/99	6.050%	06/01/2021	\$808,466.10	\$787,386.44	10	\$21,079.66	\$45,403.52	\$66,483.18
9045-001	225.03	LDS	FR	3/99	6.280%	N/A	\$815,876.59	\$795,158.17	FTM	\$20,718.42	\$47,690.37	\$68,408.79
9046-001	225.04	LDS	FR	12/00	6.280%	N/A	\$828,727.44	\$808,999.16	FTM	\$19,728.28	\$48,470.16	\$68,198.44
9047-001	225.05	LDS	FR	12/00	6.280%	N/A	\$828,727.44	\$808,999.16	FTM	\$19,728.28	\$48,470.16	\$68,198.44
9048-001	225.06	LDS	FR	12/00	6.280%	N/A	\$828,727.44	\$808,999.16	FTM	\$19,728.28	\$48,470.16	\$68,198.44
9049-001	225.07	LDS	FR	12/00	6.280%	N/A	\$828,727.44	\$808,999.16	FTM	\$19,728.28	\$48,470.16	\$68,198.44
9050-001	225.08	LDS	FR	12/00	6.280%	N/A	\$828,727.44	\$808,999.16	FTM	\$19,728.28	\$48,470.16	\$68,198.44
9051-001	225.09	LDS	FR	12/00	6.280%	N/A	\$213,803.02	\$208,713.31	FTM	\$5,089.71	\$12,504.82	\$17,594.53
9051-002	225.10	LDS	FR	12/00	6.280%	N/A	\$614,924.44	\$600,285.86	FTM	\$14,638.58	\$35,965.36	\$50,603.94
9052-001	225.11	LDS	FR	09/01	5.650%	06/01/2017	\$822,518.63	\$802,642.66	7	\$19,875.97	\$42,964.56	\$62,840.53
9053-001	225.12	LDS	FR	09/01	4.200%	N/A	\$813,744.36	\$791,177.43	FTM	\$22,566.93	\$32,977.68	\$55,544.61
9054-001	225.13	LDS	FR	09/01	4.960%	N/A	\$806,697.16	\$785,485.45	FTM	\$21,211.71	\$36,592.25	\$57,803.96
9055-001	225.14	LDS	FR	09/01	4.960%	N/A	\$626,237.31	\$609,770.67	FTM	\$16,466.64	\$28,400.50	\$44,877.14
9055-002	225.15	LDS	FR	02/03	4.200%	N/A	\$205,276.76	\$200,250.47	FTM	\$5,026.29	\$9,656.40	\$14,682.69
9056-001	225.16	LDS	FR	03/02	4.200%	N/A	\$204,828.75	\$199,619.49	FTM	\$5,209.26	\$9,632.44	\$14,841.70
9056-002	225.17	LDS	FR	02/03	5.080%	06/01/2026	\$630,988.56	\$615,241.22	10	\$15,747.34	\$29,386.49	\$45,133.83
9057-001	225.18	LDS	FR	02/03	5.850%	06/01/2020	\$829,977.25	\$811,184.03	9	\$18,793.22	\$45,024.83	\$63,818.05
9058-001	225.19	LDS	FR	02/03	5.600%	06/01/2019	\$827,932.61	\$808,579.78	8	\$19,352.83	\$42,849.66	\$62,202.49
9059-001	225.20	LDS	FR	02/03	5.080%	06/01/2026	\$514,527.23	\$501,686.37	10	\$12,840.86	\$23,962.61	\$36,803.47
9059-002	225.21	LDS	FR	02/03	4.200%	N/A	\$322,098.81	\$314,212.08	FTM	\$7,886.73	\$15,151.75	\$23,038.48
9060-001	225.22	LDS	FR	2/04	4.600%	N/A	\$846,077.63	\$824,826.76	FTM	\$21,250.87	\$35,377.69	\$56,628.56
9061-001	225.23	LDS	FR	2/04	5.600%	03/01/2016	\$844,542.21	\$825,918.45	6	\$18,623.76	\$43,730.74	\$62,354.50
9062-001	225.24	LDS	FR	2/04	5.500%	03/01/2018	\$847,282.63	\$828,474.79	7	\$18,807.84	\$43,450.07	\$62,257.91
9063-001	225.25	LDS	FR	05/05	6.050%	05/26/2020	\$847,957.49	\$826,313.17	15	\$21,644.32	\$47,631.07	\$69,275.39
9064-001	225.26	LDS	FR	10/05	5.900%	10/01/2016	\$876,323.58	\$858,115.20	11	\$18,208.38	\$48,006.83	\$66,215.21
9065-001	225.27	LDS	FR	10/05	5.950%	10/01/2017	\$877,297.60	\$859,191.54	12	\$18,106.06	\$48,497.99	\$66,604.05
9066-001	225.28	LDS	FR	10/05	6.000%	10/01/2018	\$878,265.84	\$860,261.85	13	\$18,003.99	\$48,989.86	\$66,993.85
9067-000	225.29	LDS	FR	2/07	4.320%	11/01/2028	\$891,905.23	\$869,396.39	7	\$22,508.84	\$38,290.12	\$60,798.96
9068-000	225.30	LDS	FR	2/07	4.320%	11/01/2028	\$891,905.23	\$869,396.39	7	\$22,508.84	\$38,290.12	\$60,798.96
9069-000	225.31	LDS	FR	2/07	4.320%	11/01/2028	\$891,905.23	\$869,396.39	7	\$22,508.84	\$38,290.12	\$60,798.96
9070-000	225.32	LDS	FR	2/07	4.320%	11/01/2028	\$891,905.23	\$869,396.39	7	\$22,508.84	\$38,290.12	\$60,798.96
9071-000	225.33	LDS	FR	2/07	4.320%	11/01/2028	\$891,905.23	\$869,396.39	7	\$22,508.84	\$38,290.12	\$60,798.96
9072-000	225.34	LDS	FR	2/07	4.320%	11/01/2028	\$891,905.23	\$869,396.39	7	\$22,508.84	\$38,290.12	\$60,798.96
9073-000	225.35	LDS	FR	2/07	4.320%	11/01/2028	\$338,515.50	\$329,972.44	7	\$8,543.06	\$14,532.70	\$23,075.76
9093-001	225.36	LDS	FR	2/09	6.20%	10/01/2016	\$942,116.57	\$930,051.00	7	\$12,065.57	\$54,576.91	\$66,642.48
9093-002	225.37	LDS	FR	2/09	6.20%	10/01/2016	\$942,116.57	\$930,051.00	7	\$12,065.57	\$54,933.54	\$66,997.11
9093-003	225.38	LDS	FR	2/09	6.20%	10/01/2016	\$471,058.17	\$465,025.35	7	\$6,032.82	\$27,288.42	\$33,321.24
9093-004	225.39	LDS	FR	05/10	6.100%	06/01/2019	\$956,488.30	\$945,101.00	9	\$11,387.30	\$54,475.66	\$65,862.96
9093-005	225.40	LDS	FR	05/10	6.100%	06/01/2019	\$956,488.30	\$945,101.00	9	\$11,387.30	\$54,475.66	\$65,862.96
9093-006	225.41	LDS	FR	05/10	6.300%	06/01/2020	\$958,233.60	\$947,245.83	10	\$10,987.77	\$56,492.29	\$67,480.06
9093-007	225.42	LDS	FR	02/12	4.550%	03/01/2022	\$965,291.59	\$951,560.63	10	\$13,730.96	\$40,045.95	\$53,776.91
9093-008	225.43	LDS	FR	03/12	5.000%	04/01/2024	\$971,384.00	\$958,904.43	12	\$12,479.57	\$44,669.83	\$57,149.40
9093-009	225.44	LDS	FR	02/13	4.100%	03/01/2023	\$976,335.30	\$962,034.52	10	\$14,300.78	\$36,128.02	\$50,428.80
9093-010	225.45	LDS	FR	03/13	4.200%	04/01/2024	\$976,810.77	\$962,778.33	11	\$14,032.44	\$37,120.98	\$51,153.42

\$50,400,300.10 \$48,127,652.82

Name of Respondent Presque Isle Electric & Gas Co-op	This Report Is: (1) <input checked="" type="checkbox"/> An Original (2) <input type="checkbox"/> A Resubmission	Date of Report (Mo, Da, Yr) 4/30/2016	Year of Report 12/31/2015
---	---	---	------------------------------

UNAMORTIZED DEBT EXPENSE, PREMIUM AND DISCOUNT ON LONG-TERM DEBT (Account 181, 225, 226)

1. Report under separate subheadings for Unamortized Debt Expense, Unamortized Premium on Long-Term Debt and Unamortized Discount on Long-Term Debt, particulars (details) of expense, premium or discount applicable to each class and series of long-term debt.
2. Show premium amounts by enclosing the figures in parentheses.

3. In column (b) show the principal amount of bonds or other long-term debt originally issued.
4. In column (c) show the expense, premium or discount with respect to the amount of bonds or other long-term debt originally issued.

Line No.	Designation of Long-Term Debt (a)	Principal Amount of Debt Issued (b)	Total Expenses, Premium or Discount (c)	AMORTIZATION PERIOD	
				Date from (d)	Date to (e)
1					
2					
3					
4					
5					
6					
7					
8					
9					
10					
11					
12					
13					
14					
15					
16					
17					
18					
19					
20					
21					
22					
23					
24					
25					
26					
27					
28					
29					
30					
31					
32					
33					
34					
35					
36					
37					
38					
39					
40					
41					
42					
43					
44					

Name of Respondent Presque Isle Electric & Gas Co-op	This Report Is: (1) <input checked="" type="checkbox"/> An Original (2) <input type="checkbox"/> A Resubmission	Date of Report (Mo, Da, Yr) 4/30/2016	Year of Report 12/31/2015
--	---	---	------------------------------

UNAMORTIZED DEBT EXPENSE, PREMIUM AND DISCOUNT ON LONG-TERM DEBT (Accounts 181, 225, 226 (Cont.))

5. Furnish in a footnote particulars (details) regarding the treatment of unamortized debt expense, premium or discount associated with issues redeemed during the year. Also give in a footnote the date of the Commission's authorization of treatment other than as specified by the Uniform System of Accounts.

6. Identify separately undisposed amounts applicable to issues which were redeemed in prior years.

7. Explain any debits and credits other than amortization debited to Account 428, *Amortization of Debt Discount and Expenses*, or credited to Account 429, *Amortization of Premium on Debt--Credit*.

Balance at Beginning of Year (f)	Debits During Year (g)	Credit During Year (h)	Balance At End of Year (i)	Line No.
				1
				2
				3
				4
				5
				6
				7
				8
				9
				10
				11
				12
				13
				14
				15
				16
				17
				18
				19
				20
				21
				22
				23
				24
				25
				26
				27
				28
				29
				30
				31
				32
				33
				34
				35
				36
				37
				38
				39
				40
				41
				42
				43
				44

Name of Respondent Presque Isle Electric & Gas Co-op	This Report Is: (1) <input checked="" type="checkbox"/> An Original (2) <input type="checkbox"/> A Resubmission	Date of Report (Mo, Da, Yr) 4/30/2016	Year of Report 12/31/2015
---	---	---	------------------------------

UNAMORTIZED LOSS AND GAIN ON REACQUIRED DEBT (Accounts 189, 257)

1. Report under separate subheadings for Unamortized Loss and Unamortized Gain on Reacquired Debt, particulars (details) of gain and loss, including maturity date, on reacquisition applicable to each class and series of long-term debt. If gain or loss resulted from a refunding transaction, include also the maturity date of the new issue.

2. In column (c) show the principal amount of bonds or other long-term debt reacquired.

3. In column (d) show the net gain or net loss realized on each debt reacquisition as computed in accordance with General Instruction 17 of the Uniform Systems of Accounts.

4. Show loss amounts by enclosing the figures in parentheses.

5. Explain in a footnote any debits and credits other than amortization debited to Account 428.1 *Amortization of Loss on Reacquired Debt*, or credited to Account 429.1, *Amortization of Gain on Reacquired Debt-Credit*.

Line No.	Description of Long-Term Debt (a)	Date Required (b)	Principal of Debt Reacquired (c)	Net Gain or Net Loss (d)	Balance at Beginning of Year (e)	Balance at End of Year (f)
1						
2						
3						
4						
5						
6						
7						
8						
9						
10						
11						
12						
13						
15						
16						
17						
18						
19						
20						
21						
22						
23						
24						
25						
26						
27						
28						
29						
30						
31						
32						
33						
34						
35						
36						
37						
38						
39						
30						
41						

BLANK PAGE

Name of Respondent Presque Isle Electric & Gas Co-op	This Report Is: (1) <input checked="" type="checkbox"/> An Original (2) <input type="checkbox"/> A Resubmission	Date of Report (Mo, Da, Yr) 4/30/2016	Year of Report 12/31/2015
---	---	---	------------------------------

NOTES PAYABLE (Account 231)

- | | |
|---|---|
| 1. Report the particulars indicated concerning notes payable at end of year. | of credit. |
| 2. Give particulars of collateral pledged, if any. | 4. Any demand notes should be designated as such in column (d). |
| 3. Furnish particulars for any formal or informal compensating balance agreements covering open lines | 5. Minor amounts may be grouped by classes, showing the number of such amounts. |

Line No.	Payee (a)	Purpose for which issued (b)	Date of Note (c)	Date of Maturity (d)	Int. Rate (e)	Balance End of Year (f)
1					%	\$
2						
3						
4						
5						
6						
7						
8						
9						
10						
11						
12						
13						
15						
16						
17						
18						
19						
20						
21						
22						
23						
24						
25						
26						
27						
	TOTAL					

Name of Respondent Presque Isle Electric & Gas Co-op	This Report Is: (1) <input checked="" type="checkbox"/> An Original (2) <input type="checkbox"/> A Resubmission	Date of Report (Mo, Da, Yr) 4/30/2016	Year of Report 12/31/2015
---	---	---	------------------------------

PAYABLES TO ASSOCIATED COMPANIES* (Account 233, 234)

1. Report particulars of notes and accounts payable to associated companies at end of year.

2. Provide separate totals for Accounts 233, Notes Payable to Associated Companies, and 234, Accounts Payable to Associated Companies, in addition to a total for the combined accounts.

3. List each note separately and state the purpose for which issued. Show also in column (a) date of note, maturity and interest rate.

4. Include in column (f) the amount of any interest expense during the year on notes or accounts that were paid before the end of the year.

5. If collateral has been pledged as security to the payment of any note or account, describe such collateral.

*See definition on Page 226B

Line No.	Particulars (a)	Balance Beginning of Year (b)	Totals for Year		Balance End of Year (e)	Interest for Year (f)
			Debits (c)	Credits (d)		
1						
2						
3						
4						
5						
6						
7						
8						
9						
10						
11						
12						
13						
14						
15						
16						
17						
18						
19						
20						
21						
22						
23						
	TOTAL					

Name of Respondent Presque Isle Electric & Gas Co-op	This Report Is: (1) <input checked="" type="checkbox"/> An Original (2) <input type="checkbox"/> A Resubmission	Date of Report (Mo, Da, Yr) 4/30/2016	Year of Report 12/31/2015
---	---	---	------------------------------

RECONCILIATION OF REPORTED NET INCOME WITH TAXABLE INCOME FOR FEDERAL INCOME TAXES

1. Report the reconciliation of reported net income for the year with taxable income used in computing Federal income tax accruals and show computation of such tax accruals. Include in the reconciliation, as far as practicable, the same detail as furnished on Schedule M-1 of the tax return for the year. Submit a reconciliation even though there is no taxable income for the year.

Indicate clearly the nature of each reconciling amount.

2. If the utility is a member of a group which files a consolidated Federal tax return, reconcile reported net income with taxable net income as if a separate return were to be filed, indicating, however, intercompany amounts to be eliminated in such a consolidated

Line No.		TOTAL AMOUNT
1	Utility net operating income (page 114 line 20)	
2	Allocations: Allowance for funds used during construction	
3	Interest expense	
4	Other (specify)	
5	Net income for the year (page 117 line 68)	
6	Allocation of Net income for the year	
7	Add: Federal income tax expenses	
8		
9	Total pre-tax income	
10		
11	Add: Taxable income not reported on books:	
12		
13		
14		
15	Add: Deductions recorded on books not deducted from return	
16		
17		
18		
19	Subtract: Income recorded on books not included in return:	
20		
21		
22		
23	Subtract: Deductions on return not charged against book income:	
24		
25		
26	Federal taxable income for the year	

Name of Respondent Presque Isle Electric & Gas Co-op	This Report Is: (1) <input checked="" type="checkbox"/> An Original (2) <input type="checkbox"/> A Resubmission	Date of Report (Mo, Da, Yr) 4/30/2016	Year of Report 12/31/2015
--	---	---	------------------------------

RECONCILIATION OF REPORTED NET INCOME WITH TAXABLE INCOME FOR FEDERAL INCOME TAXES (continued)

return. State names of group members, tax assigned to each group member, and basis of allocation, assignment, or sharing of the consolidated tax among the group members.

3. Allocate taxable income between utility and other income as required to allocate tax expense between 409.1 and 409.2

4. A substitute page, designed to meet a particular need of a company, may be used as long as the data is consistent and meets the requirements of the above instructions.

Utility	Other	Line No.
		1
		2
		3
		4
		5
		6
		7
		8
		9
		10
		11
		12
		13
		14
		15
		16
		17
		18
		19
		20
		21
		22
		23
		24
		25
		26

Name of Respondent Presque Isle Electric & Gas Co-op	This Report Is: (1) <input checked="" type="checkbox"/> An Original (2) <input type="checkbox"/> A Resubmission	Date of Report (Mo, Da, Yr) 4/30/2016	Year of Report 12/31/2015
--	---	---	------------------------------

CALCULATION OF FEDERAL INCOME TAX

Line No.		TOTAL AMOUNT
1	Estimated Federal taxable income for the current year (page 261A)	
2		
3	Show computation of estimated gross Federal income tax applicable to line 1:	
4		
5		
6		
7		
8	TOTAL	
9		
10	Allocation of estimated gross Federal income tax from line 8	
11	Investment tax credits estimated to be utilized for the year (page 264 col (c))	
12		
13	Adjustment of last year's estimated Federal income tax to the filed tax return:	
14		
15	Last year's gross Federal income tax expense per the filed return	
16	Last year's estimated gross Federal income tax expense	
17	Increased (decreased) gross Federal income tax expense	
18		
19	Last year's investment tax credits utilized per the filed return	
20	Last year's investment tax credits estimated to be utilized	
21	Increased (decreased) investment tax credits utilized	
22		
23	Additional Adjustments (specify)	
24		
25		
26		
27	Total Current Federal Income Tax	
28	Expense:	
29	409.1 (page 114, line 12)	
30	409.2 (page 117, line 44)	

Name of Respondent Presque Isle Electric & Gas Co-op	This Report Is: (1) <input checked="" type="checkbox"/> An Original (2) <input type="checkbox"/> A Resubmission	Date of Report (Mo, Da, Yr) 4/30/2016	Year of Report 12/31/2015
--	---	---	------------------------------

CALCULATION OF FEDERAL INCOME TAX (Continued)

Utility	Other	Line No.
		1
		2
		3
		4
		5
		6
		7
		8
		9
		10
		11
		12
		13
		14
		15
		16
		17
		18
		19
		20
		21
		22
		23
		24
		25
		26
		27
		28
		29
		30

Name of Respondent Presque Isle Electric & Gas Co-op	This Report Is: (1) <input checked="" type="checkbox"/> An Original (2) <input type="checkbox"/> A Resubmission	Date of Report (Mo, Da, Yr) 4/30/2016	Year of Report 12/31/2015
---	---	---	------------------------------

TAXES ACCRUED, PREPAID AND CHARGED DURING YEAR

1. Give particulars (details) of the combined prepaid and accrued tax accounts and show the total taxes charged to operations and other accounts during the year. Do not include gasoline and other sales taxes which have been charged to the accounts to which the taxed material was charged. If the actual or estimated amounts of such taxes are known, show the amounts in a footnote and designate whether estimated or actual amounts.

2. Include on this page, taxes paid during the year and charged direct to final accounts, (not charged to prepaid or accrued taxes). Enter the amounts in both columns (d) and (e). The balancing of this page is not affected by the inclusion of these taxes.

3. Include in column (d) taxes charged during the year, taxes charged to operations and other accounts through (a) accruals credited to taxes accrued, (b) amounts credited to proportions of prepaid taxes chargeable to current year, and (c) taxes paid and charged direct to operations or accounts other than accrued and prepaid tax accounts.

4. List the aggregate of each kind of tax in such manner

Line No.	Kind of Tax (See Instruction 5) (a)	BALANCE AT BEGINNING OF YEAR	
		Taxes Accrued (Account 236) (b)	Prepaid Taxes (Incl. in Account 165) (c)
		1	PROPERTY TAXES
2	PAYROLL TAXES (FICA, FUTA, SUTA)	1,866	
3			
4			
5			
6			
7			
8			
9			
10			
11			
12			
13			
14			
15			
16			
17			
18	TOTAL	515,579	

DISTRIBUTION OF TAXES CHARGED (Show utility department where applicable and account charged).

Line No.	Electric (Account 408.1, 409.1) (i)	Gas (Account 408.1, 409.1) (j)	Other Utility Departments (Account 408.1, 409.1) (k)	Other Income and Deductions (Account 408.2, 409.2) (l)
	1	828,727	255,739	
2	340,275	95,975		
3				
4				
5				
6				
7				
8				
9				
10				
11				
12				
13				
14				
15				
16				
17				
18	1,169,002	351,714		

Name of Respondent Presque Isle Electric & Gas Co-op	This Report Is: (1) <input checked="" type="checkbox"/> An Original (2) <input type="checkbox"/> A Resubmission	Date of Report (Mo, Da, Yr) 4/30/2016	Year of Report 12/31/2015
---	---	---	------------------------------

TAXES ACCRUED, PREPAID AND CHARGED DURING YEAR (Continued)

that the total tax for each State and subdivision can readily be ascertained.

5. If any tax (exclude Federal and state income taxes) covers more than one year, show the required information separately for each tax year, identifying the year in column (a).

6. Enter all adjustments of the accrued and prepaid tax accounts in column (f) and explain each adjustment in a footnote. Designate debit adjustments by parentheses.

7. Do not include on this page entries with respect to deferred income taxes or taxes collected through payroll deductions or otherwise pending transmittal of such taxes to the taxing authority.

8. Show in columns (f) thru (p) how the taxed accounts were distributed. Show both the utility department and number of account charged. For taxes charged to utility plant, show the number of the appropriate balance sheet plant account or subaccount.

9. For any tax apportioned to more than one utility department or account, state in a footnote the basis (necessity) of apportioning such tax.

Taxes Charged During Year (d)	Taxes Paid During Year (e)	Adjustments (f)	BALANCE AT END OF YEAR		Line No.
			Taxes Accrued (Account 236) (g)	Prepaid Taxes (Incl. in Account 165) (h)	
1,084,466	1,103,737		494,442		1
436,250	437,601		515		2
					3
					4
					5
					6
					7
					8
					9
					10
					11
					12
					13
					14
					15
					16
					17
1,520,716	1,541,338		494,957		18

DISTRIBUTION OF TAXES CHARGED (Show utility department were applicable and account charged.)

Extraordinary Items (Account 409.3) (m)	Other Utility Opn. Income (Account 408.1, 409.1) (n)	Adjustment to Ret. Earnings (Account 439) (o)	Other (p)	Line No.
				1
				2
				3
				4
				5
				6
				7
				8
				9
				10
				11
				12
				13
				14
				15
				16
				17
				18

Name of Respondent Presque Isle Electric & Gas Co-op	This Report Is: (1) <input checked="" type="checkbox"/> An Original (2) <input type="checkbox"/> A Resubmission	Date of Report (Mo, Da, Yr) 4/30/2016	Year of Report 12/31/2015
--	---	---	------------------------------

ACCUMULATED DEFERRED INVESTMENT TAX CREDITS (Account 255)

1. Report below information applicable to Account 255. Where appropriate, segregate the balances and transactions by utility and non-utility operations. Explain by footnote any correction adjustments to the account balance

shown in column (h). Include in column (j) the average period over which the tax credits are amortized.

2. Fill in columns for all line items as appropriate.

Line No.	Account Subdivisions (a)	Subaccount Number (b)	Balance at Beginning of Year (c)	Deferred for Year	
				Account Number (d)	Amount (e)
1	Gas Utility				
2	3%				
3	4%				
4	7%				
5	8%				
6	10%				
7					
8					
9					
10					
11					
12					
13					
15	JDITC				
16					
17					
18					
19					
20	TOTAL				
21	Other				
22	3%				
23	4%				
24	7%				
25	8%				
26	10%				
27					
28					
29					
30					
31					
32	JDITC				
33					
34					
35	TOTAL				

NOTES

|

Name of Respondent Presque Isle Electric & Gas Co-op	This Report Is: (1) <input checked="" type="checkbox"/> An Original (2) <input type="checkbox"/> A Resubmission	Date of Report (Mo, Da, Yr) 4/30/2016	Year of Report 12/31/2015
--	---	---	------------------------------

ACCUMULATED DEFERRED INVESTMENT TAX CREDITS (Account 255) (Continued)

Allocations to Current Year's Income		Adjustments (h)	Balance at End of Year (i)	Average Period of Allocation to Income (j)	Line No.
Account Number (f)	Amount (g)				
					1
					2
					3
					4
					5
					6
					7
					8
					9
					10
					11
					12
					13
					14
					15
					16
					17
					18
					19
					20
					21
					22
					23
					24
					25
					26
					27
					28
					29
					30
					31
					32
					33
					34
					35

NOTES (Continued)

Name of Respondent Presque Isle Electric & Gas Co-op	This Report Is: (1) <input checked="" type="checkbox"/> An Original (2) <input type="checkbox"/> A Resubmission	Date of Report (Mo, Da, Yr) 4/30/2016	Year of Report 12/31/2015
---	---	---	------------------------------

MISCELLANEOUS CURRENT AND ACCRUED LIABILITIES (Account 242)

1. Give description and amount of other current and accrued liabilities as of the end of year.
 2. Minor items may be grouped by classes, showing number of items in each class.

Line No.	Item (a)	Balance End of Year (b)	
1			\$
2	ACCRUED PAYROLL	343,074	
3	ACCRUED VACATION	158,973	
4	ACCRUED MISCELLANEOUS PTO	240,347	
5	ACCRUED SICK TIME	219,179	
6	ACCRUED RETIREMENT BENEFITS	2,360,963	
7	ACCRUED RETIREE YEARS OF SERVICE BUYOUT	0	
8	ACCRUED WORKMAN'S COMP INSURANCE	(16,198)	
9	CURRENT PORTION OF LONG TERM DEBT	1,498,000	
10	ACCRUED SALES TAX REFUND	0	
11			
12			
13			
14			
15			
16			
17			
18			
19			
20	TOTAL	4,804,339	

CUSTOMER ADVANCES FOR CONSTRUCTION (Account 252)

Line No.	List advances by department (a)	Balance End of Year (b)
21		
22	NOT APPLICABLE	
23		
24		
25		
26		
27		
28		
29		
30		
31		
32		
33		
34		
35		
36		
37		
38		
39	TOTAL	

Name of Respondent Presque Isle Electric & Gas Co-op	This Report Is: (1) <input checked="" type="checkbox"/> An Original (2) <input type="checkbox"/> A Resubmission	Date of Report (Mo, Da, Yr) 4/30/2016	Year of Report 12/31/2015
---	---	---	------------------------------

OTHER DEFERRED CREDITS (Account 253)

- | | |
|---|---|
| <p>1. Report below the particulars (details) for concerning other deferred credits.</p> <p>2. For any deferred credit being amortized, show the period of amortization.</p> <p>3. Minor items (less than \$10,000) may be grouped by classes.</p> | <p>4. For any undelivered gas obligations to customers under take-or-pay clauses of sale agreements, show the total amount on this page and report particulars (details) called for by page 267. Show also on this page, but as a separate item, any advance billings or receipts for gas sales or service classified in Account 253 but not related to take-or-pay arrangements.</p> |
|---|---|

Line No.	Description of Other Deferred Credits (a)	Balance Beginning of Year (b)	DEBITS		Credits (e)	Balance at End of Year (f)
			Contra Account (c)	Amount (d)		
1						
2	CONSUMER PREPAYMENTS	3,558,913				3,639,404
3	JUNE SEASONAL	(1,238,971)				(1,224,607)
4	JULY SEASONAL	(1,171,012)				(1,155,194)
5	MAY SEASONAL	(1,271,820)				(1,257,325)
6	GAIN ON RUS BUYOUT	134,996				0
7	UNDERCOLLECTION - PSCR COSTS	0				257,537
8						
9						
10						
11						
12						
13						
14						
15						
16						
17						
18						
19						
20						
21						
22						
23						
24						
25						
26						
27						
28						
29						
30						
31						
32						
33						
34						
35						
36						
37						
38						
39						
40						
41						
42						
43						
44						
45						
46						
47	TOTAL	12,106				259,815

Name of Respondent Presque Isle Electric & Gas Co-op	This Report Is: (1) <input checked="" type="checkbox"/> An Original (2) <input type="checkbox"/> A Resubmission	Date of Report (Mo, Da, Yr) 4/30/2016	Year of Report 12/31/2015
---	---	---	------------------------------

ACCUMULATED DEFERRED INCOME TAXES--ACCELERATED AMORTIZATION PROPERTY (Account 281)

1. Report the information called for below concerning the respondent's accounting for deferred income taxes relating to amortizable property.
2. For Other (*Specify*), include deferrals relating to other

Line No.	Account (a)	Balance at Beginning of Year (b)	CHANGES DURING YEAR	
			Amounts Debited to Account 410.1 (c)	Amounts Credited to Account 411.1 (d)
1	Accelerated Amortization (Account 281)			
2	Electric			
3	Defense Facilities			
4	Pollution Control Facilities			
5	Other			
6				
7				
8	TOTAL Electric (<i>Enter Total of lines 3 thru 7</i>)			
9	Gas			
10	Defense Facilities			
11	Pollution Control Facilities			
12	Other			
13				
14				
15	TOTAL Gas (<i>Enter Total of lines 10 thru 14</i>)			
16	Other (<i>Specify</i>)			
17	TOTAL (Acct 281) (<i>Total of 8, 15 and 16</i>)			
18	Classification of TOTAL			
19	Federal Income Tax			
20	State Income Tax			
21	Local Income Tax			

NOTES

Name of Respondent Presque Isle Electric & Gas Co-op	This Report Is: (1) <input checked="" type="checkbox"/> An Original (2) <input type="checkbox"/> A Resubmission	Date of Report (Mo, Da, Yr) 4/30/2016	Year of Report 12/31/2015
--	---	---	------------------------------

ACCUMULATED DEFERRED INCOME TAXES--ACCELERATED AMORTIZATION PROPERTY (Account 281) (Continued)

income and deductions.

3. Use separate pages as required.

CHANGES DURING YEAR		ADJUSTMENTS				Balance at End of Year (k)	Line No.
Amounts Debited to Account 410.2 (e)	Amounts Credited to Account 411.2 (f)	DEBITS		CREDITS			
		Account Credited (g)	Amount (h)	Account Debited (i)	Amount (j)		
							1
							2
							3
							4
							5
							6
							7
							8
							9
							10
							11
							12
							13
							14
							15
							16
							17
							18
							19
							20
							21

NOTES (Continued)

Name of Respondent Presque Isle Electric & Gas Co-op	This Report Is: (1) <input checked="" type="checkbox"/> An Original (2) <input type="checkbox"/> A Resubmission	Date of Report (Mo, Da, Yr) 4/30/2016	Year of Report 12/31/2015
---	---	---	------------------------------

ACCUMULATED DEFERRED INCOME TAXES--OTHER PROPERTY (Account 282)

1. Report the information called for below concerning the respondent's accounting for deferred income taxes relating to property not subject to accelerated amortization.
2. For Other (*Specify*), include deferrals relating to other

Line No.	Account Subdivisions (a)	Balance at Beginning of Year (b)	CHANGES DURING YEAR	
			Amounts Debited to Account 410.1	Amounts Credited to Account 411.1 (d)
1	Account 282			
2	Electric			
3	Gas			
4	Other (<i>Define</i>)			
5	TOTAL (<i>Enter Total of lines 2 thru 4</i>)			
6	Other (<i>Specify</i>)			
7				
8				
9	TOTAL Account 282 (<i>Enter Total of lines 5 thru 8</i>)			
10	Classification of TOTAL			
11	Federal Income Tax			
12	State Income Tax			
13	Local Income Tax			

NOTES

Name of Respondent Presque Isle Electric & Gas Co-op	This Report Is: (1) <input checked="" type="checkbox"/> An Original (2) <input type="checkbox"/> A Resubmission	Date of Report (Mo, Da, Yr) 4/30/2016	Year of Report 12/31/2015
--	---	---	------------------------------

ACCUMULATED DEFERRED INCOME TAXES--OTHER PROPERTY (Account 282) (Continued)

income and deductions.
3. Use separate pages as required.

CHANGES DURING YEAR		ADJUSTMENTS				Balance at End of Year (k)	Line No.
Amounts Debited to Account 410.2 (e)	Amounts Credited to Account 411.2 (f)	DEBITS		CREDITS			
		Account Credited (g)	Amount (h)	Account Debited (i)	Amount (j)		
							1
							2
							3
							4
							5
							6
							7
							8
							9
							10
							11
							12
							13

NOTES (Continued)

Name of Respondent Presque Isle Electric & Gas Co-op	This Report Is: (1) <input checked="" type="checkbox"/> An Original (2) <input type="checkbox"/> A Resubmission	Date of Report (Mo, Da, Yr) 4/30/2016	Year of Report 12/31/2015
--	---	---	------------------------------

ACCUMULATED DEFERRED INCOME TAXES--OTHER (Account 283)

1. Report the information called for below concerning the 2. For Other (Specify), include deferral relating to other respondent's accounting for deferred income taxes income and deductions. relating to amounts recorded in Account 283.

Line No.	Account (a)	Balance at Beginning of Year (b)	CHANGES DURING YEAR	
			Amounts Debited to Account 410.1 (c)	Amounts Credited to Account 411.1 (d)
1	Electric			
2				
3				
4				
5				
6	Other			
7	TOTAL Electric (total of lines 2 thru 6)			
8	Gas			
9				
10				
11				
12				
13	Other			
14	TOTAL Gas (Total of lines 9 thru 13)			
15	Other (Specify)			
16	TOTAL (Account 283) (Enter Total of lines 7, 14 and 15)			
17	Classification of TOTAL			
18	Federal Income Tax			
19	State Income Tax			
20	Local Income Tax			

NOTES

Name of Respondent Presque Isle Electric & Gas Co-op	This Report Is: (1) <input checked="" type="checkbox"/> An Original (2) <input type="checkbox"/> A Resubmission	Date of Report (Mo, Da, Yr) 4/30/2016	Year of Report 12/31/2015
--	---	---	------------------------------

ACCUMULATED DEFERRED INCOME TAXES--OTHER (Account 283) (Continued)

3. Provide in the space below, the order authorizing the use of the account for each line item. Include amounts relating to insignificant items listed under Other. 4. Fill in all columns for all items as appropriate.
5. Use separate pages as required.

CHANGES DURING YEAR		ADJUSTMENTS				Balance at End of Year (k)	Line No.
Amounts Debited to Account 410.2 (e)	Amounts Credited to Account 411.2 (f)	DEBITS		CREDITS			
		Account Credited (g)	Amount (h)	Account Debited (i)	Amount (j)		
							1
							2
							3
							4
							5
							6
							7
							8
							9
							10
							11
							12
							13
							14
							15
							16
							17
							18
							19
							20

NOTES (Continued)

Name of Respondent Presque Isle Electric & Gas Co-op	This Report Is: (1) <input checked="" type="checkbox"/> An Original (2) <input type="checkbox"/> A Resubmission	Date of Report (Mo, Da, Yr) 4/30/2016	Year of Report 12/31/2015
---	---	---	------------------------------

OTHER REGULATORY LIABILITIES

- | | |
|--|---|
| <p>1. Reporting below the particulars (details) called for concerning other regulatory liabilities which are created through the ratemaking actions of regulatory agencies (and not includable in other amounts).</p> <p>2. For regulatory liabilities being amortized, show period of amortization in column (a).</p> | <p>3. Minor items (amounts less than \$50,000) may be grouped by classes.</p> <p>4. Give the number and name of the account(s) where each amount is recorded.</p> |
|--|---|

Line No.	Description and Purpose of Other Regulatory Liabilities (a)	DEBITS		Credits (d)	Balance at End of Year (e)
		Account Credited (b)	Amount (c)		
1					
2	NOT APPLICABLE				
3					
4					
5					
6					
7					
8					
9					
10					
11					
12					
13					
14					
15					
16					
17					
18					
19					
20					
21					
22					
23					
24					
25					
26					
27					
28					
29					
30					
31					
32					
33					
34					
35					
36					
37					
38					
39					
40	TOTAL				

Name of Respondent Presque Isle Electric & Gas Co-op	This Report Is: (1) <input checked="" type="checkbox"/> An Original (2) <input type="checkbox"/> A Resubmission	Date of Report (Mo, Da, Yr) 4/30/2016	Year of Report 12/31/2015
---	---	---	------------------------------

GAS OPERATING REVENUES (ACCOUNT 400)

1. Report below natural gas operating revenues for each prescribed account, and manufactured gas revenues in total.
2. Natural gas means either natural gas unmixed or any mixture of natural and manufactured gas.
3. Report number of customers, columns (f) and (g), on the basis of meters, in addition to the number of flat rate account; except that where separate meter readings are added for billing purposes, one customer should be counted

for each group of meters added. The average number of customers means the average of twelve figures at the close of each month.
4. Report quantities of natural gas sold in Mcf (14.65 psia dry at 60° F). If billings are on a therm basis, give the Btu contents of the gas sold and the sales converted to Mcf.
5. If increases or decreases from previous years (columns (c), (e) and (g)), are not derived from previously

Line No.	Title of Account (a)	OPERATING REVENUES	
		Amount for Year (b)	Amount for Previous Year (c)
1	GAS SERVICE REVENUES		
2	480 Residential Sales	7,197,466	7,712,526
3	481 Commercial & Industrial Sales		
4	Small (or Comm.) (See Instr. 6)	645,291	668,301
5	Large (or Ind.) (See Instr. 6)	165,153	128,292
6	482 Other Sales to Public Authorities	293,393	330,205
7	484 Interdepartmental Sales		
8	TOTAL Sales to Ultimate Consumers	8,301,303	8,839,324
9	483 Sales for Resale		
10	TOTAL Nat. Gas Service Revenues	8,301,303	8,839,324
11	Revenues from Manufactured Gas		
12	TOTAL Gas Service Revenues	8,301,303	8,839,324
13	OTHER OPERATING REVENUES		
14	485 Intracompany Transfers		
15	487 Forfeited Discounts	21,122	22,309
16	488 Misc. Service Revenues	53,576	55,879
17	489 Rev. from Trans. of Gas of Others		
18	490 Sales of Prod. Ext. from Nat. Gas		
19	491 Rev. from Nat. Gas Proc. by Others		
20	492 Incidental Gasoline and Oil Sales		
21	493 Rent from Gas Property	4,160	5,823
22	494 Interdepartmental Rents		
23	495 Other Gas Revenues	310	0
24	TOTAL Other Operating Revenues	79,168	84,011
25	TOTAL Gas Operating Revenues	8,380,471	8,923,335
26	(Less) 496 Provision for Rate Refunds	(103,277)	(646,497)
27	TOTAL Gas Operating Revenues Net of Provision for Refunds	8,483,748	
28	Dist. Type Sales by States (Incl. Main Line Sales to Resid. and Comm. Custrs.)	8,301,303	
29	Main Line Industrial Sales (Incl. Main Line Sales to Pub. Authorities)		
30	Sales for Resale		
31	Other Sales to Pub. Auth. (Local Dist. Only)		
32	Interdepartmental Sales		
33	TOTAL (Same as Line 10, Columns (b) and (d))	8,301,303	

Name of Respondent Presque Isle Electric & Gas Co-op	This Report Is: (1) <input checked="" type="checkbox"/> An Original (2) <input type="checkbox"/> A Resubmission	Date of Report (Mo, Da, Yr) 4/30/2016	Year of Report 12/31/2015
--	---	---	------------------------------

GAS OPERATING REVENUES (ACCOUNT 400) (Continued)

reported figures, explain any inconsistencies in a footnote.
6. *Commercial and Industrial Sales*, Account 481, may be classified according to the basis of classification (Small or Commercial, and Large or industrial) regularly used by the respondent if such basis of classification is not generally greater than 200,000 Mcf per year or approximately 800 Mcf per day of normal requirements. (See Account 481 of the Uniform System of Accounts. Explain basis of classification in a footnote.)
7. See pages 108-109, Important Changes During Year, for important new territory added and important rate increases or decreases.

MCF OF NATURAL GAS SOLD		AVG. NO. OF NAT. GAS CUSTOMERS PER MO.		Line No.
Quantity for Year (d)	Quantity for Previous Year (e)	Number for Year (f)	Number for Previous Year (g)	
				1
610,263	670,328	8,625	8,453	2
				3
70,129	73,595	270	262	4
21,109	16,753	4	2	5
33,349	38,312	104	102	6
				7
734,850	798,988	9,003	8,819	8
				9
734,850	798,988	9,003	8,819	10

NOTES

				11
				12
				13
				14
				15
				16
				17
				18
				19
				20
				21
				22
				23
				24
				25
				26
				27
				28
				29
				30
				31
				32
734,850				33

--	--	--	--	--

BLANK PAGE

Name of Respondent Presque Isle Electric & Gas Co-op	This Report Is: (1) <input checked="" type="checkbox"/> An Original (2) <input type="checkbox"/> A Resubmission	Date of Report (Mo, Da, Yr) 4/30/2016	Year of Report 12/31/2015
---	---	---	------------------------------

1. Report below *natural gas operating revenues* for each prescribed account, and manufactured gas revenues in total.
2. Natural Gas means either natural gas unmixed or any mixture of natural and manufactured gas.
3. Report number of customers, columns (f) and (g), on the basis of meters, in addition to the number of flat rate accounts; except that where separate meter readings are added for billing purposes, one customer should be counted for each group of meters added.

The average number of customers means the average of twelve figures at the close of each month.
4. Report quantities of natural gas sold in Mcf (14.65 psia dry at 60 degrees F). If billings are on therm basis, give the Btu contents of the gas sold and the sales converted to Mcf.
5. If increases or decreases from previous year (columns (c), (e) and (g)), are not derived from previously reported

Line No.	Title of Account (a)	OPERATING REVENUES	
		Amount for Year (b)	Amount for Previous Year (c)
1	GAS SERVICE REVENUES		
2	480 Residential Sales		
3	481 Commercial & Industrial Sales		
4	Small (or Comm.) (See Instr. 6)		
5	Large (or Ind.) (See Instr. 6)		
6	482 Other Sales to Public Authorities		
7	484 Interdepartmental Sales		
8	TOTAL Sales to Ultimate Consumers		
9	483 Sales for Resale		
10	TOTAL Nat. Gas Service Revenues		
11	Revenues from Manufactured Gas		
12	TOTAL Gas Service Revenues		
13	OTHER OPERATING REVENUES		
14	485 Intracompany Transfers		
15	487 Forfeited Discounts		
16	488 Misc. Service Revenues		
17	489 Rev. from Trans. of Gas of Others		
18	490 Sales of Prod. Ext. from Nat. Gas		
19	491 Rev. from Nat. Gas Proc. by Others		
20	492 Incidental Gasoline and Oil Sales		
21	493 Rent from Gas Property		
22	494 Interdepartmental Rents		
23	495 Other Gas Revenues		
24	TOTAL Other Operating Revenues		
25	TOTAL Gas Operating Revenues		
26	(Less) 485 Provision for Refunds		
27	TOTAL Gas Operating Revenues Net of Provision for Refunds		
28	Dist. Type Sales by States (Incl. Main Line Sales to Resid. and Comm. Custrs.)		
29	Main Line Industrial Sales (Incl. Main Line Sales to Pub. Authorities)		
30	Sales for Resale		
31	Other Sales to Pub. Auth. (Local Dist. Only)		
32	Interdepartmental Sales		
33	TOTAL (Same as Line 10, Columns (b) and (d))		

--	--	--	--

BLANK PAGE

Name of Respondent Presque Isle Electric & Gas Co- op	This Report Is: (1) <input checked="" type="checkbox"/> An Original (2) <input type="checkbox"/> A Resubmission	Date of Report (Mo, Da, Yr) 4/30/2016	Year of Report 12/31/2015
---	---	---	------------------------------

CUSTOMER CHOICE GAS OPERATING REVENUES (ACCOUNT 400) (Continued)

figures, explain any inconsistencies in a footnote.

6. Commercial and Industrial Sales, Account 481, may be classified according to the basis of classification (Small or Commercial, and Large or Industrial) regularly used by the respondent if such basis of classification is not generally greater than 200,000 Mcf per year or approximately 800 mcf per day of normal requirements. (See Account 481 of the Uniform System of Accounts. Explain basis of classification in a footnote.)

7. See pages 108-109, important changes During Year, for important new territory added and important rate increases or decreases.

MCF OF NATURAL GAS SOLD		AVG. NO. OF NAT. GAS CUSTRS. PER MO.		Line No.
Quantity for Year (d)	Quantity for Previous Year (e)	Number for Year (f)	Number for Previous Year (g)	
				1
				2
				3
				4
				5
				6
				7
				8
				9
				10
NOTES				11
				12
				13
				14
				15
				16
				17
				18
				19
				20
				21
				22
				23
				24
				25
				26
				27
				28
				29
				30
				31
				32
				33

BLANK PAGE

Name of Respondent Presque Isle Electric & Gas Co-op	This Report Is: (1) <input checked="" type="checkbox"/> An Original (2) <input type="checkbox"/> A Resubmission	Date of Report (Mo, Da, Yr) 4/30/2016	Year of Report 12/31/2015
--	---	---	------------------------------

RATE AND SALES SECTION

**DEFINITIONS OF CLASSES OF SERVICE AND INSTRUCTIONS PERTAINING TO
STATEMENTS ON SALES DATA**

In the definitions below, the letter preceding the captions distinguish the main classes from the subclasses. Show the data broken into the subclasses if possible, but if not, report data under the main classes, drawing a dash through the subclass.

When gas measured through a single meter is used for more than one class of service as here defined, as for example, for both commercial and residential purposes, assign the total to the class having the principal use.

Average Number of Customers. Number of customers should be reported on the basis of number of meters, plus number of flat-rate accounts, except that where separate meter readings are added for billing purposes, one customer shall be counted for code group of meters so added. The average number of customers means the average of the 12 figures at the close of each month.

Thousands of Cubic Feet or Therms Sold (indicate which one by crossing out the one that does not apply). Give net figures, exclusive of respondent's own use and losses.

Revenues. This term covers revenues derived from (a) Sale of Gas (exclusive of forfeited discounts and penalties) and (b) Other Gas Revenues, such as rent from gas property, interdepartmental rents, customers' forfeited discounts and penalties, servicing of customers' installations and miscellaneous gas revenues.

AB. Residential Service. This class includes all sales for residential uses such as cooking, refrigeration, water heating, space heating and other domestic uses.

A. Residential Service. This class includes all gas for residential use except space heating.

B. Residential Space Heating. This class includes all sales of gas for space heating including gas for other residential uses only when measured through the same meter.

CD. Commercial Service. This class includes service rendered primarily to commercial establishments such as restaurants, hotels, clubs, hospitals, recognized rooming and boarding houses, apartment houses (but not individual tenants therein), garages, churches, warehouses, etc.

C. Commercial Service. This class includes all sales of gas for commercial use except space heating.

D. Commercial Space Heating. This class includes all sales of gas for space heating including gas for other commercial uses only when measured through the same meter.

E. Industrial Service. This class includes service rendered primarily to manufacturing establishments where gas is used principally for large power, heating and metallurgical purposes.

F. Public Street and Highway Lighting. Covers service rendered to municipalities or other governmental units for the purpose of lighting streets, highways, parks and other public places.

G. Other Sales to Public Authorities. Covers service rendered to municipalities or other governmental units for lighting, heating, cooking, water heating and other general uses.

H. Interdepartmental Sales. This class includes gas supplied by the gas department to other departments of the utility when the charges therefor are at tariff or other specific rates.

I. Other Sales. This class includes all service to ultimate consumers not included in the foregoing described classifications.

* A-I. Total sales to Ultimate Consumers. This is the total of the foregoing described classifications.

J. Sales to Other Gas Utilities for Resale. This class includes all sales of gas to other gas utilities or to public authorities for resale to ultimate consumers.

K. Other Gas Revenues. Revenues derived from operations of the respondent other than sales of gas. They include rent from gas property, interdepartmental rents, customers' forfeited discounts and penalties, services of customers' installations and miscellaneous gas revenues, such as fees and charges for changing, connecting and disconnecting service, profit on sales of materials and supplies not ordinarily purchased for resale, commissions on sales or distribution of others' gas (sold under rates filed by such others), management or supervision fees, sale of steam (except where the respondent furnishes steam-heating service) and rentals from leased property on customers' premises.

* A-K. Total Gas Operating Revenues. The total of all the foregoing accounts.

Separate Schedules for Each State. Separate schedules in this section should be filed for each state in which the respondent operates.

Estimates. If actual figures are not available for the schedules in this section, give estimates. Explain the methods used and the factual basis of the estimates, using supplementary sheets, if necessary.

BLANK PAGE

Name of Respondent Presque Isle Electric & Gas Co-op	This Report Is: (1) <input checked="" type="checkbox"/> An Original (2) <input type="checkbox"/> A Resubmission	Date of Report (Mo, Da, Yr) 4/30/2016	Year of Report 12/31/2015
---	---	---	------------------------------

**625-A. SALES DATA FOR THE YEAR
(For the State of Michigan)**

Line No.	Class of Service (a)	Average Number of Customers per Month (a)	Gas Sold Mcf* (c)	Revenue (Show to nearest dollar) (d)	AVERAGES		
					Mcf* per Customer (e)	Revenue per Customer (f)	Revenue per Mcf* (g)
1	AB. Residential Service	8,625	610,263	\$7,197,466	70.76	\$834.49	\$11.79
2	A. Residential Service						
3	B. Residential space heating service						
4	CD. Commercial Service	270	70,129	\$645,291	259.74	\$2,389.97	\$9.20
5	C. Commercial service, except space heating						
6	D. Commercial space heating						
7	E. Industrial service	4	21,109	\$165,153	5,277.25	\$41,288.25	\$7.82
8	F. Public street & highway lighting						
9	G. Other sales to public authorities	104	33,349	\$293,393	320.66	\$2,821.09	\$8.80
10	H. Interdepartmental sales						
11	I. Other sales						
12	A-I. Total sales to ultimate customers	9,003	734,850	\$8,301,303	81.62	\$922.06	\$11.30
13	J. Sales to other gas utilities for resale						
14	A-J. TOTAL SALES OF GAS	9,003	734,850	\$8,301,303	81.62	\$922.06	\$11.30
15	K. Other gas revenues			\$79,168			
16	A-K. TOTAL GAS OPERATING REVENUE	9,003	734,850	\$8,380,471	81.62	\$930.85	\$11.40

* Report Mcf on a pressure base of 14.65 psia dry and a temperature of 60°F. Give two decimals.

Name of Respondent Presque Isle Electric & Gas Co-op	This Report Is: (1) <input checked="" type="checkbox"/> An Original (2) <input type="checkbox"/> A Resubmission	Date of Report (Mo, Da, Yr) 4/30/2016	Year of Report 12/31/2015
--	---	---	------------------------------

625-B. SALES DATA BY RATE SCHEDULES FOR THE YEAR

- | | |
|---|--|
| <p>1. Report below the distribution of customers, sales and revenue for the year by individual rate schedules. (See definitions on first page of this section).</p> <p>2. Column (a) - List all the rate schedules by identification number or symbol. Where the same rate schedule designation applies to different rates in different zones, cities or districts, list separately data for each such area in which the schedule is available.</p> <p>3. Column (b) - Give the type of service to which the rate schedule is applicable, i.e. cooking, space heating, commercial heating, commercial cooking, etc.</p> <p>4. Column (c) - Using the classification shown in Schedule 625-A, column (a), indicate the class or classes of customers served under each rate schedule, e.g., (A) for Residential Service, (B) Heating Service, etc.</p> | <p>5. Column (d) - Give the average number of customers billed under each rate schedule during the year. The total of this column will approximate the total number of ultimate customers, line 12, Schedule 625-A.</p> <p>6. Columns (e) and (f) - For each rate schedule listed, enter the total number of Mcf sold to, and revenues received from customers billed under that rate schedule. The totals of these columns should equal the totals shown on line 12, Schedule 625-A. If the utility sells gas to ultimate customers under special contracts, the totals for such sales should be entered on a line on this page in order to make the totals of columns (e) and (f) check with those entered on line 12, Schedule 625-A.</p> <p>7. When a rate schedule was not in effect during the entire year, indicate in a footnote the period in which it was effective.</p> |
|---|--|

Line No.	Rate Schedule Designation (a)	Type of Service to which Schedule is applicable (b)	Class of Service (c)	Average Number of Customers per Month (d)	Mcf sold (e)	Revenue (Show to nearest dollar) (f)
1	RESIDENTIAL	RESIDENTIAL	AB	8,625	610,263	\$7,197,466
2	COMMERCIAL	COMMERCIAL	CD	270	70,129	\$645,291
3	INDUSTRIAL	INDUSTRIAL	E	4	21,109	\$165,153
4	PUBLIC	PUBLIC BUILDINGS	G	104	33,349	\$293,393
5						
6						
7						
8						
9						
10						
11						
12						
13						
14						
15						
16						
17						
18	TOTALS			9,003	734,850	\$8,301,303

Name of Respondent Presque Isle Electric & Gas Co-op	This Report Is: (1) <input checked="" type="checkbox"/> An Original (2) <input type="checkbox"/> A Resubmission	Date of Report (Mo, Da, Yr) 4/30/2016	Year of Report 12/31/2015
---	---	---	------------------------------

625-B. CUSTOMER CHOICE SALES DATA BY RATE SCHEDULES

- | | |
|--|--|
| <p>1. Report below the distribution of customers, sales and revenue for the year by individual rate schedules. (See definition on first page of this section).</p> <p>2. Column (a) - List all the rate schedules by identification number or symbol. Where the same rate schedule designation applies to different rates in different zones, cities or districts, list separately data for each such area in which the schedule is available.</p> <p>3. Column (b) - Give the type of service to which the rate schedule is applicable, i.e. cooking, space heating, commercial heating, commercial cooking, etc.</p> <p>4. Column (c) - Using the classification shown in Schedule 625-A, column (a), indicate the class or classes of customers served under each rate schedule, e.g., (A) for Residential Service, (B) Heating Service, etc.</p> | <p>5. Column (d) - Give the average number of customers billed under each rate schedule during the year. The total of this column will approximate the total number of ultimate customers, line 12, Schedule 625-A.</p> <p>6. Columns (e) and (f) - For each rate schedule listed, enter the total number of Mcf sold to, and revenues received from customers billed under that rate schedule. The totals of these columns should equal the totals shown on line 12, Schedule 625-A. If the utility sells gas to ultimate customers under special contracts, the totals for such sales should be entered on a line on this page in order to make the totals of columns (e) and (f) check with those entered on line 12, Schedule 625-A.</p> <p>7. When a rate schedule was not in effect during the entire year, indicate in a footnote the period in which it was effective.</p> |
|--|--|

Line No.	Rate Schedule Designation (a)	Type of Service to which Schedule is applicable (b)	Class of Service (c)	Average Number of Customers per Month (d)	Mcf sold (e)	Revenue (Show to nearest dollar) (f)
1			A			
2	NOT APPLICABLE		B			
3			C			
4			D			
5			E			
6			F			
7			G			
8			H			
9			K			
10						
11						
12						
13						
14						
15						
16						
17						
18	TOTALS					

BLANK PAGE

Name of Respondent Presque Isle Electric & Gas Co-op	This Report Is: (1) <input checked="" type="checkbox"/> An Original (2) <input type="checkbox"/> A Resubmission	Date of Report (Mo, Da, Yr) 4/30/2016	Year of Report 12/31/2015
---	---	---	------------------------------

OFF-SYSTEM SALES -- NATURAL GAS

Report particulars (details) concerning off-system sales. Off- system sales include all sales other than MPSC approved rate schedule sales.

Line No.	Name (a)	Point of Delivery (City or town <u>and</u> State) (b)	Account (c)	Mcf of Gas Sold (Approx. B.T.U. per Cubic Ft.) (d)
1	NOT APPLICABLE			
2				
3				
4				
5				
6				
7				
8				
9				
10				
11				
12				
13				
14				
15				
16				
17				
18				
19				
20				

BLANK PAGE

Name of Respondent Presque Isle Electric & Gas Co-op	This Report Is: (1) <input checked="" type="checkbox"/> An Original (2) <input type="checkbox"/> A Resubmission	Date of Report (Mo, Da, Yr) 4/30/2016	Year of Report 12/31/2015
--	---	---	------------------------------

OFF-SYSTEM SALES - NATURAL GAS (Continued)

Revenue for Year (See Instr. 5) (c)	Average Revenue per Mcf (in cents) (f)	Peak Day Delivery to Customers			Line No.
		Date (g)	Mcf		
			Noncoincidental (h)	Coincidental (i)	
					1
					2
					3
					4
					5
					6
					7
					8
					9
					10
					11
					12
					13
					14
					15
					16
					17
					18
					19
					20

BLANK PAGE

Name of Respondent Presque Isle Electric & Gas Co-op	This Report Is: (1) <input checked="" type="checkbox"/> An Original (2) <input type="checkbox"/> A Resubmission	Date of Report (Mo, Da, Yr) 4/30/2016	Year of Report 12/31/2015
---	---	---	------------------------------

REVENUES FROM TRANSPORTATION OF GAS OF OTHERS THROUGH GATHERING FACILITIES - NATURAL GAS (Account 489.1)

1. Report below particulars (details) concerning revenue from transportation or compression (by respondent) of natural gas for others. Subdivide revenue between transportation or compression for interstate pipeline companies and others.

2. Natural gas means either natural gas unmixed or any mixture of natural and manufactured gas. Designate with an asterisk, however, if gas is transported or compressed is other than natural gas.

3. Enter the average number of customers per company and/or by rate schedule.

4. In column (a) include the names of companies from which revenues were derived, points of receipt and delivery, and names of companies from which gas was received and to which delivered. Specify the Commission order or regulation authorizing such transaction. Separate out the various customers, volumes and revenues by individual rate schedule.

Line No.	Name of Company (Designate associated companies with an asterisk) (a)	Number of Transportation Customers (b)	Average Number of Customers per Month (c)	Distance Transported (in miles) (d)
1	NOT APPLICABLE			
2				
3				
4				
5				
6				
7				
8				
9				
10				
11				
12				
13				
14				
15				
16				
17				
18				
19				
20				
21				
22				
23				
24				
25				
26				
27				
28				
29				
30				
TOTAL				

Name of Respondent Presque Isle Electric & Gas Co-op	This Report Is: (1) <input checked="" type="checkbox"/> An Original (2) <input type="checkbox"/> A Resubmission	Date of Report (Mo, Da, Yr) 4/30/2016	Year of Report 12/31/2015
---	---	---	------------------------------

**REVENUES FROM TRANSPORTATION OF GAS OF OTHERS THROUGH TRANSMISSION
OR DISTRIBUTION FACILITIES -- NATURAL GAS (Accounts 489.2, 489.3)**

1. Report below particulars (details) concerning revenue from transportation or compression (by respondent) of natural gas for others. Subdivide revenue between transportation or compression for interstate pipeline companies and others.

2. Natural gas means either natural gas unmixed or any mixture of natural and manufactured gas. Designate with an asterisk, however, if gas is transported or compressed is other than natural gas.

3. Enter the average number of customers per company and/or by rate schedule.

4. In column (a) include the names of companies from which revenues were derived, points of receipt and delivery, and names of companies from which gas was received and to which delivered. Specify the Commission order or regulation authorizing such transaction. Separate out the various customers, volumes and revenues by individual rate schedules.

Line No.	Name of Company (Designate associated companies with an asterisk) (a)	Number of Transportation Customers (b)	Average Number of Customers per Month (c)	Distance Transported (in miles) (d)
1				
2	TR-1/ST			
3				
4	TR-2/LT			
5				
6	TR-3/XLT			
7				
8	XXLT			
9				
10	Special Contract Customer Name			
11	Special Contract Customer Name			
12	Special Contract Customer Name			
13	Special Contract Customer Name			
14	Special Contract Customer Name			
15	Special Contract Customer Name			
16	Special Contract Customer Name			
17				
18	Off System			
19				
20	Title Transfers			
21				
22	Miscellaneous Customers			
23				
24	Interstate Customers			
25				
26				
27				
28				
29				
30				
TOTAL				

Name of Respondent Presque Isle Electric & Gas Co-op	This Report Is: (1) <input checked="" type="checkbox"/> An Original (2) <input type="checkbox"/> A Resubmission	Date of Report (Mo, Da, Yr) 4/30/2016	Year of Report 12/31/2015
--	---	---	------------------------------

**REVENUES FROM TRANSPORTION OF GAS OF OTHERS THROUGH GATHERING
FACILITIES -- NATURAL GAS (Account 489.1) (Cont'd)**

4. Designate points of receipt and delivery so that they can be identified on map of the respondent's pipe line system.
5. Enter Mcf at 14.65 psia dry at 60 degrees F.
6. Minor items (less than 1,000,000 Mcf) may be grouped.

"Note: For transportation provided under Part 284 of Title 18 of the Code of Federal Regulations, report only grand totals for all transportation in columns (b) through (g) for the following regulation sections to be listed in column (a): 284.102, 284.122, 284.222, 284.223(a), 284.233(b), and 284.224. Details for each transportation are reported in separate annual reports required under Part 284 of the Commission's regulations."

Mcf of Gas Received (e)	Mcf of Gas Delivered (f)	Revenue (g)	Average Revenue per Mcf of Gas Delivered (in cents) (h)	FERC Tariff Rate Schedule Designation (i)	Line No.
					1
					2
					3
					4
					5
					6
					7
					8
					9
					10
					11
					12
					13
					14
					15
					16
					17
					18
					19
					20
					21
					22
					23
					24
					25
					26
					27
					28
					29
					30

Name of Respondent Presque Isle Electric & Gas Co-op	This Report Is: (1) <input checked="" type="checkbox"/> An Original (2) <input type="checkbox"/> A Resubmission	Date of Report (Mo, Da, Yr) 4/30/2016	Year of Report 12/31/2015
--	---	---	------------------------------

**REVENUES FROM TRANSPORTION OF GAS OF OTHERS THROUGH TRANSMISSION
OR DISTRIBUTION FACILITIES -- NATURAL GAS (Account 489.2, 489.3) (Cont'd)**

<p>4. Designate points of receipt and delivery so that they can be identified on map of the respondent's pipe line system. 5. Enter Mcf at 14.65 psia dry at 60 degrees F. 6. Minor items (less than 1,000,000 Mcf) may be grouped.</p>	<p>"Note: For transportation provided under Part 284 of Title 18 of the Code of Federal Regulations, report only grand totals for all transportation in columns (b) through (g) for the following regulation sections to be listed in column (a): 284.102, 284.122, 284.222, 284.223(a), 284.233(b), and 284.224. Details for each transportation are reported in separate annual reports required under Part 284 of the Commission's regulations."</p>
---	---

Mcf of Gas Received (e)	Mcf of Gas Delivered (f)	Revenue (g)	Average Revenue per Mcf of Gas Delivered (in cents) (h)	FERC Tariff Rate Schedule Designation (i)	Line No.
					1
					2
					3
					4
					5
					6
					7
					8
					9
					10
					11
					12
					13
					14
					15
					16
					17
					18
					19
					20
					21
					22
					23
					24
					25
					26
					27
					28
					29
					30

Name of Respondent Presque Isle Electric & Gas Co-op	This Report Is: (1) <input checked="" type="checkbox"/> An Original (2) <input type="checkbox"/> A Resubmission	Date of Report (Mo, Da, Yr) 4/30/2016	Year of Report 12/31/2015
---	---	---	------------------------------

REVENUES FROM STORING GAS OF OTHERS -- NATURAL GAS (Account 489.4)

- | | |
|---|--|
| <p>1. Report below particulars (details) concerning revenue from storage (by respondent) of natural gas for others. Subdivide revenue by intrastate or interstate entities.</p> <p>2. Natural gas means either natural gas unmixed or any mixture of natural and manufactured gas.</p> <p>3. Enter the average number of customers per company and/or by rate schedule.</p> | <p>4. In column (a) include the names of companies from which revenues were derived, points of receipt and delivery, and names of companies from which gas was received and to which delivered. Specify the Commission order or regulation authorizing such transaction. Separate out the various customers, volumes and revenues by individual rate schedule.</p> |
|---|--|

Line No.	Name of Company (Designate associated companies with an asterisk) (a)	Average Number of Customers per Month (b)	Mcf of Gas Injected (c)
1	NOT APPLICABLE		
2			
3			
4			
5			
6			
7			
8			
9			
10			
11			
12			
13			
14			
15			
16			
17			
18			
19			
20			
21			
22			
23			
24			
25			
26			
27			
28			
29			
30			
TOTAL			

Name of Respondent Presque Isle Electric & Gas Co-op	This Report Is: (1) <input checked="" type="checkbox"/> An Original (2) <input type="checkbox"/> A Resubmission	Date of Report (Mo, Da, Yr) 4/30/2016	Year of Report 12/31/2015
--	---	---	------------------------------

REVENUES FROM STORING OF GAS OF OTHERS-- NATURAL GAS (Acct. 489.4) (Cont'd)

4. Designate points of receipt and delivery so that they can be identified on map of the respondent's pipe line system.
5. Enter Mcf at 14.65 psia at 60 degrees F.
6. Minor items (less than 1,000,000 Mcf) may be grouped.

Mcf of Gas Withdrawn (d)	Revenue (e)	Average Revenue per Mcf of Gas Injected/Withdrawn (in cents) (f)	FERC Tariff Rate Schedule Designation (g)	Line No.
				1
				2
				3
				4
				5
				6
				7
				8
				9
				10
				11
				12
				13
				14
				15
				16
				17
				18
				19
				20
				21
				22
				23
				24
				25
				26
				27
				28
				29
				30

Name of Respondent Presque Isle Electric & Gas Co-op	This Report Is: (1) <input checked="" type="checkbox"/> An Original (2) <input type="checkbox"/> A Resubmission	Date of Report (Mo, Da, Yr) 4/30/2016	Year of Report 12/31/2015
---	---	---	------------------------------

SALES OF PRODUCTS EXTRACTED FROM NATURAL GAS (Account 490)

1. Report particulars (details) concerning sales of gasoline, butane, propane, and other products extracted from natural gas, including sales or any such products which may have been purchased from others for resale.

2. If the purchasers are numerous, it is permissible to group the sales by kind of product. Show the number of purchasers grouped. Show separately, however, sales to associated companies which were associated at the time the application sales contracts were made.

Line No.	Name of Purchaser (Designate associated companies with an asterisk) (a)	Name of Product (b)	Quantity (In gallons) (c)	Amount of Sales (In dollars) (d)	Sales Amount per Gallon (In cents) (d + c) (e)
1	NOT APPLICABLE				
2					
3					
4					
5					
6					
7					
8					
9					
10					
11					
12					
13					
14					
15					
16					
17					

REVENUES FROM NATURAL GAS PROCESSED BY OTHERS (Account 491)

1. Report particulars (details) concerning royalties and other revenues derived from permission granted to others for the right to remove products from the respondent's natural gas

2. If the respondent's natural gas is processed by others for removal of saleable products and no revenue therefrom is derived by the respondent, complete only columns (a) and (b) below, and include the date of the contract in column (a).

Line No.	Name of Processor and Description of Transaction (Designate associated companies with an asterisk) (a)	Mcf of Respondent's Gas Processed (14.73 psia at 60°F) (b)	Revenue (in dollars) (c)
1			
2			
3			
4			
5			
6			
7			
8			
9			
10			
11			
12			
13			
14			
15			
16			

BLANK PAGE

Name of Respondent Presque Isle Electric & Gas Co-op	This Report Is: (1) <input checked="" type="checkbox"/> An Original (2) <input type="checkbox"/> A Resubmission	Date of Report (Mo, Da, Yr) 4/30/2016	Year of Report 12/31/2015
---	---	---	------------------------------

GAS OPERATION AND MAINTENANCE EXPENSES

If the amount for previous year is not derived from previously reported figures, explain in footnotes.

Line No.	Account (a)	Amount for Current Year (b)	Amount for Previous Year (c)
1	1. PRODUCTION EXPENSES		
2	A. Manufactured Gas Production		
3	Manufactured Gas Production (<i>Submit Supplemental Statement</i>)		
4	B. Natural Gas Production		
5	B1. Natural Gas Production and Gathering		
6	Operation		
7	750 Operation Supervision and Engineering		
8	751 Production Maps and Records		
9	752 Gas Wells Expenses		
10	753 Field Lines Expenses		
11	754 Field Compressor Station Expenses		
12	755 Field Compressor Station Fuel and Power		
13	756 Field Measuring and Regulating Station Expenses		
14	757 Purification Expenses		
15	758 Gas Well Royalties		
16	759 Other Expenses		
17	760 Rents		
18	TOTAL Operation (<i>Enter Total of lines 7 thru 17</i>)		
19	Maintenance		
20	761 Maintenance Supervision and Engineering		
21	762 Maintenance of Structures and Improvements		
22	763 Maintenance of Producing Gas Wells		
23	764 Maintenance of Field Lines		
24	765 Maintenance of Field Compressor Station Equipment		
25	766 Maintenance of Field Meas. and Req. Sta. Equipment		
26	767 Maintenance of Purification Equipment		
27	768 Maintenance of Drilling and Cleaning Equipment		
28	769 Maintenance of Other Equipment		
29	TOTAL Maintenance (<i>Enter Total of lines 20 thru 28</i>)		
30	TOTAL Natural Gas Production and Gathering (<i>Total of Lines 18 and 29</i>)		
31	B2. Products Extraction		
32	Operation		
33	770 Operation Supervision and Engineering		
34	771 Operation Labor		
35	772 Gas Shrinkage		
36	773 Fuel		
37	774 Power		
38	775 Materials		
39	776 Operation Supplies and Expenses		
40	777 Gas Processed by Others		
41	778 Royalties on Products Extracted		
42	779 Marketing Expenses		
43	780 Products Purchased for Resale		
44	781 Variation in Products Inventory		
45	(Less) 782 Extracted Products Used by the Utility--Credit		
46	783 Rents		
47	TOTAL Operation (<i>Enter Total of lines 33 thru 46</i>)		

Name of Respondent		This Report Is:	Date of Report	Year of Report
Presque Isle Electric & Gas Co-op		(1) <input checked="" type="checkbox"/> An Original (2) <input type="checkbox"/> A Resubmission	(Mo, Da, Yr) 4/30/2016	12/31/2015
GAS OPERATION AND MAINTENANCE EXPENSES (Continued)				
Line No.	Account		Amount for Current Year	Amount for Previous Year
	(a)		(b)	(c)
	B2. Products Extraction (Continued)			
48	Maintenance			
49	784 Maintenance and Supervision and Engineering			
50	785 Maintenance of Structures and Improvements			
51	786 Maintenance of Extraction and Refining Equipment			
52	787 Maintenance of Pipe Lines			
53	788 Maintenance of Extracted Products Storage Equipment			
54	789 Maintenance of Compressor Equipment			
55	790 Maintenance of Gas Measuring and Reg. Equipment			
56	791 Maintenance of Other Equipment			
57	TOTAL Maintenance (Enter Total of lines 49 thru 56)			
58	TOTAL Products Extraction (Enter Total of lines 47 and 57)			
59	C. Exploration and Development			
60	Operation			
61	795 Delay Rentals			
62	796 Nonproductive Well Drilling			
63	797 Abandoned Leases			
64	798 Other Exploration			
65	TOTAL Exploration and Development (Enter Total of lines 61 thru 64)			
	D. Other Gas Supply Expenses			
66	Operation			
67	800 Natural Gas Well Head Purchases			
68	800.1 Natural Gas Well Head Purchases, Intracompany Transfers			
69	801 Natural Gas Field Line Purchases			
70	802 Natural Gas Gasoline Plant Outlet Purchases			
71	803 Natural Gas Transmission Line Purchases			
72	804 Natural Gas City Gate Purchases		3,547,454	4,599,658
73	804.1 Liquefied Natural Gas Purchases			
74	805 Other Gas Purchases			
75	(Less) 805.1 Purchased Gas Cost Adjustments			
76				
77	TOTAL Purchased Gas (Enter Total of lines 67 to 75)		3,547,454	4,599,658
78	806 Exchange Gas			
79	Purchased Gas Expenses			
80	807.1 Well Expenses -- Purchased Gas			
81	807.2 Operation of Purchased Gas Measuring Stations			
82	807.3 Maintenance of Purchased Gas Measuring Stations			
83	807.4 Purchased Gas Calculations Expenses			
84	807.5 Other Purchased Gas Expenses TRANSPORTATION		388,126	137,784
85	TOTAL Purchased Gas Expenses (Enter Total of lines 80 thru 84)		388,126	137,784
86	808.1 Gas Withdrawn from Storage--Debit			
87	(Less) 808.2 Gas Delivered to Storage--Credit			
88	809.1 Withdrawals of Liquefied Natural Gas for Processing--Debt			
89	(Less) 809.2 Deliveries of Natural Gas for Processing--Credit			
90	Gas Used in Utility Operations--Credit			
91	810 Gas Used for Compressor Station Fuel--Credit			
92	811 Gas Used for Products Extraction--Credit			
93	812 Gas Used for Other Utility Operations--Credit			
94	TOTAL Gas Used in Utility Operations--Credit (Total of lines 91 thru 93)		0	0
95	813 Other Gas Supply Expenses		25,721	25,237
96	TOTAL Other Gas Supply Exp (Total of lines 77, 78, 85, 86 thru 89, 94, 95)		3,961,301	4,762,679
97	TOTAL Production Expenses (Enter Total of lines 3, 30, 58, 65 and 96)		3,961,301	4,762,679

Name of Respondent Presque Isle Electric & Gas Co-op		This Report Is: (1) <input checked="" type="checkbox"/> An Original (2) <input type="checkbox"/> A Resubmission	Date of Report (Mo, Da, Yr) 4/30/2016	Year of Report 12/31/2015
GAS OPERATION AND MAINTENANCE EXPENSES (Continued)				
Line No.	Account (a)	Amount for Current Year (b)	Amount for Previous Year (c)	
98	2. NATURAL GAS STORAGE, TERMINALING AND PROCESSING EXPENSES			
99	A. Underground Storage Expenses			
100	Operation			
101	814 Operation Supervision and Engineering			
102	815 Maps and Records			
103	816 Wells Expenses			
104	817 Lines Expense			
105	818 Compressor Station Expenses			
106	819 Compressor Station Fuel and Power			
107	820 Measuring and Regulating Station Expenses			
108	821 Purification Expenses			
109	822 Exploration and Development			
110	823 Gas Losses			
111	824 Other Expenses			
112	825 Storage Well Royalties			
113	826 Rents			
114	TOTAL Operation (<i>Enter Total of lines 101 thru 113</i>)			
115	Maintenance			
116	830 Maintenance Supervision and Engineering			
117	831 Maintenance of Structures and Improvements			
118	832 Maintenance of Reservoirs and Wells			
119	833 Maintenance of Lines			
120	834 Maintenance of Compressor Station Equipment			
121	835 Maintenance of Measuring and Regulating Station Equipment			
122	836 Maintenance of Purification Equipment			
123	837 Maintenance of Other Equipment			
124	TOTAL Maintenance (<i>Enter Total of lines 116 thru 123</i>)			
125	TOTAL Underground Storage Expenses (<i>Total of lines 114 and 124</i>)			
126	B. Other Storage Expenses			
127	Operation			
128	840 Operation Supervision and Engineering			
129	841 Operation Labor and Expenses			
130	842 Rents			
131	842.1 Fuels			
132	842.2 Power			
133	842.3 Gas Losses			
134	TOTAL Operation (<i>Enter Total of lines 128 thru 133</i>)			
135	Maintenance			
136	843.1 Maintenance Supervision and Engineering			
137	843.2 Maintenance of Structure and Improvements			
138	843.3 Maintenance of Gas Holders			
139	843.4 Maintenance of Purification Equipment			
140	843.5 Maintenance of Liquefaction Equipment			
141	843.6 Maintenance of Vaporizing Equipment			
142	843.7 Maintenance of Compressor Equipment			
143	843.8 Maintenance of Measuring and Regulating Equipment			
144	843.9 Maintenance of Other Equipment			
145	TOTAL Maintenance (<i>Enter Total of lines 136 thru 144</i>)			
146	TOTAL Other Storage Expenses (<i>Enter Total of lines 134 and 145</i>)			

Name of Respondent Presque Isle Electric & Gas Co-op		This Report Is: (1) <input checked="" type="checkbox"/> An Original (2) <input type="checkbox"/> A Resubmission	Date of Report (Mo, Da, Yr) 4/30/2016	Year of Report 12/31/2015
GAS OPERATION AND MAINTENANCE EXPENSES (Continued)				
Line No.	Account (a)	Amount for Current Year (b)	Amount for Previous Year (c)	
147	C. Liquefied Natural Gas Terminating and Processing Expenses			
148	Operation			
149	844.1 Operation Supervision and Engineering			
150	844.2 LNG Processing Terminal Labor and Expenses			
151	844.3 Liquefaction Processing Labor and Expenses			
152	844.4 Liquefaction Transportation Labor and Expenses			
153	844.5 Measuring and Regulating Labor and Expenses			
154	844.6 Compressor Station Labor and Expenses			
155	844.7 Communication System Expenses			
156	844.8 System Control and Load Dispatching			
157	845.1 Fuel			
158	845.2 Power			
159	845.3 Rents			
160	845.4 Demurrage Charges			
161	(Less) 845.5 Wharfage Receipts--Credit			
162	845.6 Processing Liquefied or Vaporized Gas by Others			
163	846.1 Gas Losses			
164	846.2 Other Expenses			
165	TOTAL Operating (<i>Enter Total of lines 149 thru 164</i>)			
166	Maintenance			
167	847.1 Maintenance Supervision and Engineering			
168	847.2 Maintenance of Structures and Improvements			
169	847.3 Maintenance of LNG Processing Terminal Equipment			
170	847.4 Maintenance of LNG Transportation Equipment			
171	847.5 Maintenance of Measuring and Regulating Equipment			
172	847.6 Maintenance of Compressor Station Equipment			
173	847.7 Maintenance of Communication Equipment			
174	847.8 Maintenance of Other Equipment			
175	TOTAL Maintenance (<i>Enter Total of lines 167 thru 174</i>)			
176	TOTAL Liquefied Nat Gas Terminating and Processing Exp (<i>Lines 165 & 175</i>)			
177	TOTAL Natural Gas Storage (<i>Enter Total of lines 125, 146 and 176</i>)			
178	3. TRANSMISSION EXPENSES			
179	Operation			
180	850 Operation Supervision and Engineering			
181	851 System Control and Load Dispatching			
182	852 Communication System Expenses			
183	853 Compressor Station Labor and Expenses			
184	854 Gas for Compressor Station Fuel			
185	855 Other Fuel and Power for Compressor Stations			
186	856 Mains Expenses			
187	857 Measuring and Regulating Station Expenses			
188	858 Transmission and Compression of Gas by Other			
189	859 Other Expenses			
190	860 Rents			
191	TOTAL Operation (<i>Enter Total of lines 180 thru 190</i>)			

Name of Respondent Presque Isle Electric & Gas Co-op		This Report Is: (1) <input checked="" type="checkbox"/> An Original (2) <input type="checkbox"/> A Resubmission	Date of Report (Mo, Da, Yr) 4/30/2016	Year of Report 12/31/2015
GAS OPERATION AND MAINTENANCE EXPENSES (Continued)				
Line No.	Account (a)	Amount for Current Year (b)	Amount for Previous Year (c)	
	3. TRANSMISSION EXPENSES (Continued)			
192	Maintenance			
193	861 Maintenance Supervision and Engineering			
194	862 Maintenance of Structures and Improvements			
195	863 Maintenance of Mains			
196	864 Maintenance of Compressor Station Equipment			
197	865 Maintenance of Measuring and Reg. Station Equipment			
198	866 Maintenance of Communicating Equipment			
199	867 Maintenance of Other Equipment			
200	TOTAL Maintenance (Enter Total lines 193 thru 199)			
201	TOTAL Transmission Expenses (Enter Total of lines 191 and 200)			
202	4. DISTRIBUTION EXPENSES			
203	Operation			
204	870 Operation Supervision and Engineering	15,795		17,357
205	871 Distribution Load Dispatching			
206	872 Compressor Station Labor and Expenses			
207	873 Compressor Station Fuel and Power			
208	874 Mains and Services Expenses	321,690		320,517
209	875 Measuring and Regulating Station Expenses--General	8,868		12,371
210	876 Measuring and Regulating Station Expenses--Industrial			
211	877 Measuring and Regulating Station Expenses--City Gate Check Station	52,557		52,420
212	878 Meter and House Regulator Expenses	23,731		65,550
213	879 Customer Installations Expenses	813		2,060
214	880 Other Expenses	35,586		40,006
215	881 Rents			
216	TOTAL Operation (Enter Total of lines 204 thru 215)	459,040		510,281
217	Maintenance			
218	885 Maintenance Supervision and Engineering	9		17,945
219	886 Maintenance of Structures and Improvements			
220	887 Maintenance of Mains	23,406		24,575
221	888 Maintenance of Compressor Station Equipment			
222	889 Maintenance of Meas. and Reg. Sta. Equip.--General	8,578		16,241
223	890 Maintenance of Meas. and Reg. Sta. Equip.--Industrial			
224	891 Maintenance of Meas. and Reg. Sta. Equip.--City Gate Check Station	11,804		16,442
225	892 Maintenance of Services	135,774		150,145
226	893 Maintenance of Meters and House Regulators	3,402		19,088
227	894 Maintenance of Other Equipment	3,076		2,674
228	TOTAL Maintenance (Enter Total lines 218 thru 227)	186,049		247,110
229	TOTAL Distribution Expenses (Enter Total lines 216 and 228)	645,089		757,391
230	5. CUSTOMER ACCOUNTS EXPENSES			
231	Operation			
232	901 Supervision	16,833		15,074
233	902 Meter Reading Expenses	87,139		94,882
234	903 Customer Records and Collection Expenses	273,498		275,681
235	904 Uncollectible Accounts	14,906		20,724
236	905 Miscellaneous Customer Accounts Expenses			
237	TOTAL Customer Accounts Expenses (Enter Total of lines 232 thru 236)	392,376		406,361

Name of Respondent Presque Isle Electric & Gas Co-op	This Report Is: (1) <input checked="" type="checkbox"/> An Original (2) <input type="checkbox"/> A Resubmission	Date of Report (Mo, Da, Yr) 4/30/2016	Year of Report 12/31/2015
---	---	---	------------------------------

GAS OPERATION AND MAINTENANCE EXPENSES (Continued)

Line No.	Account (a)	Amount for Current Year (b)	Amount for Previous Year (c)
238	6. CUSTOMER SERVICE AND INFORMATIONAL EXPENSES		
239	Operation		
240	907 Supervision		
241	908 Customer Assistance Expenses	160	130
242	909 Informational and Instructional Expenses	80,663	94,301
243	910 Miscellaneous Customer Service and Informational Expenses		
244	TOTAL Customer Service and Information Expenses (Lines 240 thru 243)	80,823	94,431
245	7. SALES EXPENSES		
246	Operation		
247	911 Supervision		
248	912 Demonstrating and Selling Expenses		
249	913 Advertising Expenses		
250	916 Miscellaneous Sales Expenses		
251	TOTAL Sales Expenses (Enter Total of lines 247 thru 250)	0	0
252	8. ADMINISTRATIVE AND GENERAL EXPENSES		
253	Operation		
254	920 Administrative and General Salaries	160,849	145,094
255	921 Office Supplies and Expenses		
256	(Less) (922) Administrative Expenses Transferred--Cr.		
257	923 Outside Services Employed	67,061	43,716
258	924 Property Insurance	20,885	20,555
259	925 Injuries and Damages		
260	926 Employee Pensions and Benefits	26,199	25,823
261	927 Franchise Requirements		
262	928 Regulatory Commission Expenses	8,852	0
263	(Less) (929) Duplicate Charges--Cr.		
264	930.1 General Advertising Expenses		
265	930.2 Miscellaneous General Expenses	53,329	54,132
266	931 Rents		
267	TOTAL Operation (Enter Total of lines 254 thru 266)	337,175	289,320
268	Maintenance		
269	935 Maintenance of General Plant	35,669	48,438
270	TOTAL Administrative and General Exp (Total of lines 267 and 269)	372,844	337,758
271	TOTAL Gas O. and M. Exp (Lines 97, 177, 201, 229, 237, 244, 251, and 270)	5,452,433	6,358,620

NUMBER OF GAS DEPARTMENT EMPLOYEES

1. The data on number of employees should be reported for the payroll period ending nearest to October 31, or any payroll period ending 60 days before or after October 31.	construction employees in a footnote.
2. If the respondent's payroll for the reporting period includes any special construction personnel, include such employees on line 3, and show the number of such special	3. The number of employees assignable to the gas department from joint functions of combination utilities may be determined by estimate, on the basis of employee equivalents. Show the estimated number of equivalent employees attributed to the gas department from joint functions.
1. Payroll Period Ended (Date)	10/29/2015
2. Total Regular Full-Time Employees	10
3. Total Part-Time and Temporary Employees	3
3a. Employees with Joint Functions	32
4. Total Employees	45

BLANK PAGE

Name of Respondent Presque Isle Electric & Gas Co-op	This Report Is: (1) <input checked="" type="checkbox"/> An Original (2) <input type="checkbox"/> A Resubmission	Date of Report (Mo, Da, Yr) 4/30/2016	Year of Report 12/31/2015
---	---	---	------------------------------

GAS OPERATION AND MAINTENANCE EXPENSES (NONMAJOR)

Line No.	Account	Amount for Current Year	Amount for Previous Year
1	1. PRODUCTION EXPENSES		
2	A. Manufactured Gas Production		
3	Manufactured Gas Prod. (Submit Supplement Statement)		
4	B. Natural Gas Production		
5	B.1. Natural Gas Production and Gathering		
6	Operation		
7	750 Operation Supervision and Engineering		
8	755 Field Compressor Station Fuel and Power		
9	758 Gas Well Royalties		
10	759 Other Expenses		
11	760 Rents		
12	TOTAL Operation (Total of lines 7 thru 11)		
13	Maintenance		
14	763 Maintenance of Producing Gas Wells		
15	764 Maintenance of Field Lines		
16	769.1 Maintenance of Other Plant		
17	TOTAL Maintenance (Total of lines 14 thru 16)		
18	TOTAL NG Production and Gathering Expenses		
19			
20	B.2. Products Extraction		
21	Operation		
22	776 Operation Supplies and Expenses		
23	Maintenance		
24	792 Maintenance of Products Extraction Plant		
25	TOTAL Prod. Extraction (Total lines 22 and 24)		
26			
27	C. Exploration and Development		
28	Operation		
29	795 Delay Rentals		
30	796 Nonproductive Well Drilling		
31	797 Abandoned Leases		

Name of Respondent Presque Isle Electric & Gas Co-op	This Report Is: (1) <input checked="" type="checkbox"/> An Original (2) <input type="checkbox"/> A Resubmission	Date of Report (Mo, Da, Yr) 4/30/2016	Year of Report 12/31/2015
---	---	---	------------------------------

GAS OPERATION AND MAINTENANCE EXPENSES (NONMAJOR)

Line No.	Account	Amount for Current Year	Amount for Previous Year
32	798 Other Exploration		
33	799 Natural Gas Purchases		
34	TOTAL Expl. And Dev. (Total of lines 29 thru 33)		
35			
36	D. Other Gas Supply Expenses		
37	803.1 Off-system Gas Purchases		
38	805 Other Gas Purchases		
39	807 Purchased Gas Expenses		
40	808.1 Gas Withdrawn from Underground Storage-Debit		
41	808.2 Gas Delivered to Underground Storage-Credit		
42	812.1 Gas Used in Utility Operations-Credit		
43	813 Other Gas Supply Expenses		
44	813.1 Synthetic Gas Supply Expenses		
45	813.2 Gas Cost Recovery Expenses-Royalties		
46	TOTAL Other Gas Sup. Exp. (Total of lines 37 thru 45)		
47	TOTAL Production Exp. (Total of lines 3, 18, 25, 34 & 46)		
48			
49	2. NATURAL GAS STORAGE EXPENSE		
50	A. Underground Storage Expense		
51	Operation		
52	814 Operation Supervision and Engineering		
53	823 Gas Losses		
54	825 Storage Well Royalties		
55	826 Rents		
56	827 Operation Supplies and Expenses		
57	TOTAL Operation (Total of lines 52 thru 56)		
58	Maintenance		
59	832 Maintenance of Reservoirs and Wells		
60	838 Maint. of Other Underground Storage Plant		
61	TOTAL Maintenance (Total of lines 59 and 60)		
62	TOTAL Underground Stor. Exp. (Total of lines 57 & 61)		

Name of Respondent Presque Isle Electric & Gas Co-op	This Report Is: (1) <input checked="" type="checkbox"/> An Original (2) <input type="checkbox"/> A Resubmission	Date of Report (Mo, Da, Yr) 4/30/2016	Year of Report 12/31/2015
---	---	---	------------------------------

GAS OPERATION AND MAINTENANCE EXPENSES (NONMAJOR)

Line No.	Account	Amount for Current Year	Amount for Previous Year
63	B. Other Storage Expenses		
64	848.4 Maintenance of Other Storage Plant		
65	TOTAL Other Storage Expenses		
66	TOTAL Natural Gas Storage (Total of lines 62 & 65)		
67			
68	3. TRANSMISSION EXPENSES		
69	Operation		
70	850 Operation Supervision and Engineering		
71	853.1 Compressor Station Fuel and Power		
72	857.1 Operation Supplies and Expenses		
73	858 Transmission and Compression of Gas by Others		
74	860 Rents		
75	TOTAL Operation (Total of lines 70 thru 74)		
76	Maintenance		
77	863 Maintenance of Mains		
78	864 Maintenance of Compressor Station Equipment		
79	868 Maintenance of Other Plant		
80	TOTAL Maintenance (Total of lines 77 thru 79)		
81	TOTAL Transmission Exp. (Total of lines 75 and 80)		
82			
83	4. DISTRIBUTION EXPENSES		
84	Operation		
85	870 Operation Supervision and Engineering		
86	874 Mains and Services Expenses		
87	878 Meter and House Regulator Expenses		
88	879 Customer Installations Expenses		
89	880.1 Miscellaneous Distribution Expenses		
90	881 Rents		
91	TOTAL Operation (Total of lines 85 thru 90)		
92			
93			

Name of Respondent Presque Isle Electric & Gas Co-op		This Report Is: (1) <input checked="" type="checkbox"/> An Original (2) <input type="checkbox"/> A Resubmission	Date of Report (Mo, Da, Yr) 4/30/2016	Year of Report 12/31/2015
GAS OPERATION AND MAINTENANCE EXPENSES (NONMAJOR)				
Line No.	Account	Amount for Current Year	Amount for Previous Year	
94	Maintenance			
95	892.1 Maintenance of Lines			
96	893 Maintenance of Meters and House Regulators			
97	895 Maintenance of Other Plant			
98	TOTAL Maintenance (Total of lines 95 thru 97)			
99	TOTAL Distribution Exp. (Total of lines 91 & 98)			
100				
101	5. CUSTOMER ACCOUNTS EXPENSES			
102	902 Meter Reading Expenses			
103	903 Customer Records and Collection Expenses			
104	904 Uncollectible Accounts			
105	TOTAL Customer Accts. Exp. (Total of lines 102-104)			
106				
107	6. CUSTOMER SERVICE AND INFORMATIONAL EXPENSES			
108	906 Customer Service and Informational Expenses			
109	TOTAL Cust. Service & Informational Exp.			
110				
111	7. SALES PROMOTION EXPENSES			
112	917 Sales Expense			
113	TOTAL Sales Expenses			
114				
115	8. ADMINISTRATIVE AND GENERAL EXPENSES			
116	Operation			
117	920 Administrative and General Salaries			
118	921 Office Supplies and Expenses			
119	922 Administrative Services Transferred-Credit			
120	923 Outside Services Employed			
121	924 Property Insurance			
122	925 Injuries and Damages			
123	926 Employee Pensions and Benefits			

Name of Respondent Presque Isle Electric & Gas Co-op		This Report Is: (1) <input checked="" type="checkbox"/> An Original (2) <input type="checkbox"/> A Resubmission	Date of Report (Mo, Da, Yr) 4/30/2016	Year of Report 12/31/2015
GAS OPERATION AND MAINTENANCE EXPENSES (NONMAJOR)				
Line No.	Account	Amount for Current Year	Amount for Previous Year	
124	927 Franchise Requirements			
125	928 Regulatory Commission Expenses			
126	929 Duplicate Charges-Credit			
127	930.1 General Advertising Expenses			
128	930.2 Miscellaneous General Expenses			
129	931 Rents			
130	TOTAL Operation (Total of lines 117 thru 129)			
131	Maintenance			
132	933 Transportation Expenses			
133	935 Maintenance of General Plant			
134	TOTAL Maintenance (Total of lines 132 & 133)			
135	TOTAL Admin. & Gen. Exp. (Total of lines 130 & 134)			
136	TOTAL Gas Operation of Maintenance Expenses (Total of lines 47, 66, 81, 99, 105, 109, 113 and 135)			

NUMBER OF GAS DEPARTMENT EMPLOYEES	
1.	The data on number of employees should be reported for the payroll period ending nearest to December 31, or any payroll period ending 60 days before or after December 31.
2.	If the respondent's payroll for the reporting period includes any special construction personnel, include such employees on line 3, and show the number of such special construction employees in a footnote.
3.	The number of employees assignable to the gas department from joint functions or combination utilities may be determined by estimate, on the basis of employee equivalents. Show the estimated number of equivalents employees attributed to the gas department from joint functions.
1.	Payroll Period Ended (Date)
2.	Total Regular Full-Time Employees
3.	Total Part-Time and Temporary Employees
4.	Total Employees

Name of Respondent Presque Isle Electric & Gas Co-op	This Report Is: (1) <input checked="" type="checkbox"/> An Original (2) <input type="checkbox"/> A Resubmission	Date of Report (Mo, Da, Yr) 4/30/2016	Year of Report 12/31/2015
--	---	---	------------------------------

**EXPLORATION AND DEVELOPMENT EXPENSES (Account 795, 796, 798)
(Except Abandoned Leases, Account 797)**

1. Report below the exploration and development costs for the year, exclusive of Account 797, *Abandoned Leases*, according to the prescribed accounts shown by the column headings.
2. Provide subheadings and subtotals for exploration and development costs for each State.

3. Explain in a footnote any difference between the amounts reported in column (f) and the amount shown on page 231, Preliminary Survey and Investigation Charges, for clearance to Account 798 during the year from Account 183.1 *Preliminary Natural Gas Survey and Investigation Charges*.

Line No.	Field (a)	County (b)	Delay Rentals (Account 795) (c)	Nonproductive Well Drilling (Account 796)		Other Exploration Costs (Accounts 798) (f)	Total (g)
				Number of Wells (d)	Amount (e)		
1		NOT APPLICABLE					
2							
3							
4							
5							
6							
7							
8							
9							
10							
11							
12							
13							
14							
15							
16							
17							
18							
19							
20							
21							
22							
23							
24							
25							
26							
27	TOTAL						

ABANDONED LEASES (Account 797)

1. Report below the particulars (details) concerning the provision for the year to cover probable loss on abandonment of natural gas leases included in Account 105, Gas Plant Held for Future Use which have never been productive.
2. Explain the basis of determining the year's provision and state whether the basis is the same as that used for the preceding year.

If the year's total provision is comprised of separate determinations with respect to certain groups or classes of leases, show separately the determinations for each such group or class. If the provision was so determined that component amounts may be identified by territories, fields, or counties, show the component amounts identified as such.

Line No.	Item (a)	Amount (b)
1		
2		
3		
4		
5		
6		
7		
8		
9		
10	TOTAL	

Name of Respondent Presque Isle Electric & Gas Co-op	This Report Is: (1) <input checked="" type="checkbox"/> An Original (2) <input type="checkbox"/> A Resubmission	Date of Report (Mo, Da, Yr) 4/30/2016	Year of Report 12/31/2015
--	---	---	------------------------------

GAS PURCHASES (Accounts 800, 801, 802, 803, 803.1, 804, 804.1 and 805)

1. Report particulars of gas purchases during the year in the manner prescribed below.

2. Provide subheadings and totals for prescribed accounts as follow:

- 800 Natural Gas Well Head Purchases.
- 801 Natural Gas Field Line Purchases.
- 802 Natural Gas Gasoline Plant Outlet Purchases.
- 803 Natural Gas Transmission Line Purchases.
- 803.1 Off-System Gas Purchases.
- 804 Natural Gas City Gate Purchases.
- 804.1 Liquefied Natural Gas Purchases.
- 805 Other Gas Purchases.

Purchases are to be reported in account number sequence, e.g. all purchases charged to Account 800, followed by charges to Account 801, etc. Under each account number, purchases should be reported by states in alphabetical order. Totals are to be shown for each account in Columns (h) and (i) and should agree with the books of account, or any differences reconciled.

In some cases, two or more lines will be required to report a purchase, as when it is charged to more than one account.

3. Purchases may be reported to gas purchase contract totals (at the option of the respondent) provided that the same price is being paid for all gas purchased under the contract. If two or more prices are in effect under the same contract, separate details for each price shall be reported. The name of each seller included in the contract total shall be listed on separate sheets, clearly cross-referenced. Where two or more prices are in effect the sellers at each price are to be listed separately.

4. Purchases of less than 100,000 Mcf per year per contract from sellers not affiliated with the reporting company may (at the option of the respondent) be grouped by account number, except when the purchases were permanently discounted during the reporting year. When grouped purchases are reported, the number of grouped purchases is to be reported in Column (b). Only Columns (a), (b), (h), (i) and (j) are to be completed for grouped purchases; however, the Commission may request additional details when necessary. Grouped non-jurisdictional purchases should be shown on a separate line.

5. Column instructions are as follows:

Column (b) - Report the names of all sellers. Abbreviations may be used where necessary.

Column (c) - Give the name of the producing field only for purchases at the wellhead or from field lines. The plant name should be given for purchase from gasoline outlets. If purchases under a contract are from more than one field or plant, use the name of the one contributing the largest volume. Use a footnote to list the other fields or plants involved.

Columns (d) and (e) - Designate the state and county where the gas is received. Where gas is received in more than one county, use the name of the county having the largest volume and by footnote list the other counties involved.

Column (f) - Show date of the gas purchase contract. If gas is purchased under a renegotiated contract, show the date of the original contract and the date of the renegotiated contract on the following line in brackets. If new acreage is dedicated by ratification of an existing contract show the date of the ratification, rather than the date of the original contract. If gas is being sold from a different reservoir than the original dedicated acreage pursuant to Section 2.56(f)(2) of the Commission's Rules of Practice and Procedure, place the letter "A" after the contract date.

If the purchase was permanently discontinued during the reporting year, so indicate by an asterisk (*) in Column (f).

Column (g) - Show for each purchase the approximate Btu per cubic foot.

Column (h) - State the volume of purchased gas as measured for purpose of determining the amount payable for the gas. Include current year receipts of make-up gas that was paid for in prior years.

Column (i) - State the dollar amount (omit cents) paid and previously paid for the volumes of gas shown in Column (h).

Column (j) - State the average cost per Mcf to the nearest hundredth of a cent. [Column (i) divided by Column (h) multiplied by 100].

Name of Respondent Presque Isle Electric & Gas Co-op	This Report Is: (1) <input checked="" type="checkbox"/> An Original (2) <input type="checkbox"/> A Resubmission	Date of Report (Mo, Da, Yr) 4/30/2016	Year of Report 12/31/2015
--	---	---	------------------------------

GAS PURCHASES (Accounts 800, 801, 802, 803, 803.1, 804, 804.1 and 805) (Continued)

Line No.	Account No. (a)	Name of Seller (Designate Associated Companies) (b)	Name of Producing Field or Gasoline Plant (c)	State (d)
1		SEE ATTACHED		
2				
3				
4				
5				
6				
7				
8				
9				
10				
11				
12				
13				
14				
15				
16				
17				
18				
19				
20				
21				
22				
23				
24				
25				

Name of Respondent Presque Isle Electric & Gas Co-op	This Report Is: (1) <input checked="" type="checkbox"/> An Original (2) <input type="checkbox"/> A Resubmission	Date of Report (Mo, Da, Yr) 4/30/2016	Year of Report 12/31/2015
--	---	---	------------------------------

GAS PURCHASES (Account 800, 801, 802, 803.1, 804, 804.1, and 805) (Continued)

County (e)	Date of Contract (f)	Approx. Btu per Cu. Ft. (g)	Gas Purchased-Mcf (14.73 psia 60°F) (h)	Cost of Gas (i)	Cost per Mcf (cents) (j)	Line No.
						1
						2
						3
						4
						5
						6
						7
						8
						9
						10
						11
						12
						13
						14
						15
						16
						17
						18
						19
						20
						21
						22
						23
						24
						25

**NATURAL GAS PURCHASES
JANUARY, 2015 TO DECEMBER, 2015**

PURCHASED FROM	DATE PURCHASED	DESCRIPTION	AMOUNT PURCHASED	PURCHASE PRICE	TOTAL COST
January, 2015					
SEQUENT ENERGY	7/19/2011	Original Purchase	2,511	\$6.2000	\$15,568.20
SEQUENT ENERGY	8/16/2011	Original Purchase	2,511	\$6.0600	\$15,216.66
SEQUENT ENERGY	9/20/2011	Original Purchase	2,511	\$6.1000	\$15,317.10
SEQUENT ENERGY	10/18/2011	Original Purchase	2,511	\$5.7800	\$14,513.58
SEQUENT ENERGY	11/15/2011	Original Purchase	2,511	\$5.5000	\$13,810.50
SEQUENT ENERGY	12/13/2011	Original Purchase	2,511	\$5.4200	\$13,609.62
SEQUENT ENERGY	2/21/2012	Original Purchase	2,511	\$4.8900	\$12,278.79
SEQUENT ENERGY	3/20/2012	Original Purchase	2,511	\$4.7900	\$12,027.69
SEQUENT ENERGY	4/17/2012	Original Purchase	2,511	\$4.6100	\$11,575.71
SEQUENT ENERGY	5/30/2012	Original Purchase	2,511	\$4.6200	\$11,600.82
SEQUENT ENERGY	6/29/2012	Original Purchase	2,511	\$4.6300	\$11,625.93
SEQUENT ENERGY	7/31/2012	Original Purchase	2,511	\$4.8600	\$12,203.46
SEQUENT ENERGY	9/18/2012	Original Purchase	2,511	\$4.6700	\$11,726.37
SEQUENT ENERGY	10/16/2012	Original Purchase	2,511	\$4.8100	\$12,077.91
SEQUENT ENERGY	11/21/2012	Original Purchase	2,511	\$4.8300	\$12,128.13
SEQUENT ENERGY	12/10/2012	Original Purchase	2,511	\$4.7500	\$11,927.25
SEQUENT ENERGY	1/16/2013	Original Purchase	2,511	\$4.8000	\$12,052.80
SEQUENT ENERGY	2/19/2013	Original Purchase	2,511	\$4.7500	\$11,927.25
SEQUENT ENERGY	3/19/2013	Original Purchase	2,511	\$4.9000	\$12,303.90
SEQUENT ENERGY	4/16/2013	Original Purchase	2,511	\$4.9000	\$12,303.90
SEQUENT ENERGY	5/22/2013	Original Purchase	2,511	\$4.9700	\$12,479.67
SEQUENT ENERGY	6/12/2013	Original Purchase	2,511	\$4.7400	\$11,902.14
SEQUENT ENERGY	7/16/2013	Original Purchase	2,511	\$4.7100	\$11,826.81
SEQUENT ENERGY	8/20/2013	Original Purchase	2,511	\$4.5000	\$11,299.50
SEQUENT ENERGY	9/17/2013	Original Purchase	2,511	\$4.5100	\$11,324.61
SEQUENT ENERGY	10/15/2013	Original Purchase	2,511	\$4.5300	\$11,374.83
SEQUENT ENERGY	11/18/2013	Original Purchase	2,511	\$4.1600	\$10,445.76
SEQUENT ENERGY	12/6/2013	Original Purchase	5,022	\$4.5500	\$22,850.10
SEQUENT ENERGY	1/21/2014	Original Purchase	2,511	\$4.7200	\$11,851.92
SEQUENT ENERGY	2/18/2014	Original Purchase	2,511	\$5.2400	\$13,157.64
SEQUENT ENERGY	3/18/2014	Original Purchase	2,511	\$4.9800	\$12,504.78
SEQUENT ENERGY	4/15/2014	Original Purchase	2,511	\$5.2300	\$13,132.53
SEQUENT ENERGY	5/20/2014	Original Purchase	5,022	\$5.0900	\$25,561.98
SEQUENT ENERGY	6/16/2014	Original Purchase	2,511	\$5.3300	\$13,383.63
SEQUENT ENERGY	7/16/2014	Original Purchase	3,100	\$4.6300	\$14,353.00
SEQUENT ENERGY	8/22/2014	Original Purchase	2,511	\$4.4800	\$11,249.28
SEQUENT ENERGY	9/15/2014	Original Purchase	5,022	\$4.5800	\$23,000.76
SEQUENT ENERGY	10/21/2014	Original Purchase	2,511	\$4.3100	\$10,822.41
LAKESHORE ENERGY	11/18/2014	Original Purchase	9,300	\$4.9700	\$46,221.00
SEQUENT ENERGY	1/7/2015	Spot Market Purchase	12,500	\$3.1300	\$39,125.00
SEQUENT ENERGY	1/10/2015	Spot Market Purchase	9,000	\$3.1000	\$27,900.00
SEQUENT ENERGY	1/20/2015	Spot Market Purchase	3,000	\$2.9800	\$8,940.00
			137,340	\$4.5908	\$630,502.92

February, 2015

SEQUENT ENERGY	7/19/2011	Original Purchase	2,492	\$6.2000	\$15,450.40
SEQUENT ENERGY	8/16/2011	Original Purchase	2,492	\$6.1700	\$15,375.64
SEQUENT ENERGY	9/20/2011	Original Purchase	2,492	\$6.0600	\$15,101.52
SEQUENT ENERGY	10/18/2011	Original Purchase	2,492	\$5.6800	\$14,154.56
SEQUENT ENERGY	11/15/2011	Original Purchase	2,492	\$5.4900	\$13,681.08
SEQUENT ENERGY	12/13/2011	Original Purchase	2,492	\$5.4700	\$13,631.24
SEQUENT ENERGY	2/21/2012	Original Purchase	2,492	\$4.8700	\$12,136.04
SEQUENT ENERGY	3/20/2012	Original Purchase	2,492	\$4.8000	\$11,961.60
SEQUENT ENERGY	4/17/2012	Original Purchase	2,492	\$4.5900	\$11,438.28
SEQUENT ENERGY	5/30/2012	Original Purchase	2,492	\$4.6000	\$11,463.20
SEQUENT ENERGY	6/29/2012	Original Purchase	2,492	\$4.6000	\$11,463.20
SEQUENT ENERGY	7/31/2012	Original Purchase	2,492	\$4.8200	\$12,011.44
SEQUENT ENERGY	9/18/2012	Original Purchase	2,492	\$4.6400	\$11,562.88
SEQUENT ENERGY	10/16/2012	Original Purchase	2,492	\$4.7800	\$11,911.76

NATURAL GAS PURCHASES JANUARY, 2015 TO DECEMBER, 2015

PURCHASED FROM	DATE PURCHASED	DESCRIPTION	AMOUNT PURCHASED	PURCHASE PRICE	TOTAL COST
SEQUENT ENERGY	11/21/2012	Original Purchase	2,492	\$4.8200	\$12,011.44
SEQUENT ENERGY	12/10/2012	Original Purchase	2,492	\$4.6600	\$11,612.72
SEQUENT ENERGY	1/16/2013	Original Purchase	2,492	\$4.8600	\$12,111.12
SEQUENT ENERGY	2/19/2013	Original Purchase	2,492	\$4.7300	\$11,787.16
SEQUENT ENERGY	3/19/2013	Original Purchase	2,492	\$4.9000	\$12,210.80
SEQUENT ENERGY	4/16/2013	Original Purchase	2,492	\$4.8900	\$12,185.88
SEQUENT ENERGY	5/22/2013	Original Purchase	2,492	\$4.9400	\$12,310.48
SEQUENT ENERGY	6/12/2013	Original Purchase	2,492	\$4.7100	\$11,737.32
SEQUENT ENERGY	7/16/2013	Original Purchase	2,492	\$4.7000	\$11,712.40
SEQUENT ENERGY	8/20/2013	Original Purchase	2,492	\$4.4800	\$11,164.16
SEQUENT ENERGY	9/17/2013	Original Purchase	2,492	\$4.4900	\$11,189.08
SEQUENT ENERGY	10/15/2013	Original Purchase	2,492	\$4.5200	\$11,263.84
SEQUENT ENERGY	11/18/2013	Original Purchase	2,492	\$4.1500	\$10,341.80
SEQUENT ENERGY	12/6/2013	Original Purchase	2,492	\$4.5300	\$11,288.76
SEQUENT ENERGY	1/21/2014	Original Purchase	2,492	\$4.7000	\$11,712.40
SEQUENT ENERGY	2/18/2014	Original Purchase	2,492	\$5.2000	\$12,958.40
SEQUENT ENERGY	3/18/2014	Original Purchase	2,492	\$4.9700	\$12,385.24
SEQUENT ENERGY	4/15/2014	Original Purchase	2,492	\$5.2000	\$12,958.40
SEQUENT ENERGY	5/20/2014	Original Purchase	2,492	\$5.1400	\$12,808.88
SEQUENT ENERGY	6/16/2014	Original Purchase	2,492	\$5.3000	\$13,207.60
SEQUENT ENERGY	7/16/2014	Original Purchase	2,800	\$4.6300	\$12,964.00
SEQUENT ENERGY	8/22/2014	Original Purchase	2,492	\$4.4900	\$11,189.08
SEQUENT ENERGY	9/15/2014	Original Purchase	2,492	\$4.6300	\$11,537.96
SEQUENT ENERGY	10/21/2014	Original Purchase	2,492	\$4.3300	\$10,790.36
LAKESHORE ENERGY	11/18/2014	Original Purchase	8,400	\$4.9200	\$41,328.00
SEQUENT ENERGY	2/1/2015	Spot Market Purchase	6,000	\$2.8300	\$16,980.00
SEQUENT ENERGY	2/12/2015	Spot Market Purchase	3,000	\$3.1550	\$9,465.00
SEQUENT ENERGY	2/13/2015	Spot Market Purchase	12,000	\$2.9500	\$35,400.00
SEQUENT ENERGY	2/18/2015	Spot Market Purchase	3,000	\$3.4000	\$10,200.00
SEQUENT ENERGY	2/19/2015	Spot Market Purchase	3,000	\$8.5000	\$25,500.00
SEQUENT ENERGY	2/20/2015	Spot Market Purchase	3,000	\$5.6000	\$16,800.00
SEQUENT ENERGY	2/21/2015	Spot Market Purchase	9,000	\$6.4300	\$57,870.00
SEQUENT ENERGY	2/24/2015	Spot Market Purchase	3,000	\$6.2900	\$18,870.00
SEQUENT ENERGY	2/25/2015	Spot Market Purchase	3,000	\$5.4000	\$16,200.00
SEQUENT ENERGY	2/26/2015	Spot Market Purchase	3,000	\$4.5800	\$13,740.00
SEQUENT ENERGY	2/27/2015	Spot Market Purchase	6,000	\$3.8000	\$22,800.00
			157,404	\$4.7771	\$751,935.12

March, 2015

SEQUENT ENERGY	7/19/2011	Original Purchase	2,511	\$6.2000	\$15,568.20
SEQUENT ENERGY	8/16/2011	Original Purchase	2,511	\$6.1500	\$15,442.65
SEQUENT ENERGY	9/20/2011	Original Purchase	2,511	\$6.0200	\$15,116.22
SEQUENT ENERGY	10/18/2011	Original Purchase	2,511	\$5.7000	\$14,312.70
SEQUENT ENERGY	11/15/2011	Original Purchase	2,511	\$5.4000	\$13,559.40
SEQUENT ENERGY	12/13/2011	Original Purchase	2,511	\$5.4200	\$13,609.62
SEQUENT ENERGY	2/21/2012	Original Purchase	2,511	\$5.0500	\$12,680.55
SEQUENT ENERGY	3/20/2012	Original Purchase	2,511	\$4.7200	\$11,851.92
SEQUENT ENERGY	4/17/2012	Original Purchase	2,511	\$4.5100	\$11,324.61
SEQUENT ENERGY	5/30/2012	Original Purchase	2,511	\$4.5200	\$11,349.72
SEQUENT ENERGY	6/29/2012	Original Purchase	2,511	\$4.5600	\$11,450.16
SEQUENT ENERGY	7/31/2012	Original Purchase	2,511	\$4.7400	\$11,902.14
SEQUENT ENERGY	9/18/2012	Original Purchase	2,511	\$4.5600	\$11,450.16
SEQUENT ENERGY	10/16/2012	Original Purchase	2,511	\$4.7500	\$11,927.25
SEQUENT ENERGY	11/21/2012	Original Purchase	2,511	\$4.7400	\$11,902.14
SEQUENT ENERGY	12/10/2012	Original Purchase	2,511	\$4.5300	\$11,374.83
SEQUENT ENERGY	1/16/2013	Original Purchase	2,511	\$4.6700	\$11,726.37
SEQUENT ENERGY	2/19/2013	Original Purchase	2,511	\$4.6400	\$11,651.04
SEQUENT ENERGY	3/19/2013	Original Purchase	2,511	\$4.8200	\$12,103.02
SEQUENT ENERGY	4/16/2013	Original Purchase	2,511	\$4.8200	\$12,103.02
SEQUENT ENERGY	5/22/2013	Original Purchase	2,511	\$4.8700	\$12,228.57
SEQUENT ENERGY	6/12/2013	Original Purchase	2,511	\$4.6600	\$11,701.26

NATURAL GAS PURCHASES JANUARY, 2015 TO DECEMBER, 2015

PURCHASED FROM	DATE PURCHASED	DESCRIPTION	AMOUNT PURCHASED	PURCHASE PRICE	TOTAL COST
SEQUENT ENERGY	7/16/2013	Original Purchase	2,511	\$4.6600	\$11,701.26
SEQUENT ENERGY	8/20/2013	Original Purchase	2,511	\$4.4200	\$11,098.62
SEQUENT ENERGY	9/17/2013	Original Purchase	2,511	\$4.4300	\$11,123.73
SEQUENT ENERGY	10/15/2013	Original Purchase	2,511	\$4.4500	\$11,173.95
SEQUENT ENERGY	11/18/2013	Original Purchase	2,511	\$4.1200	\$10,345.32
SEQUENT ENERGY	12/6/2013	Original Purchase	2,511	\$4.4700	\$11,224.17
SEQUENT ENERGY	1/21/2014	Original Purchase	2,511	\$4.6200	\$11,600.82
SEQUENT ENERGY	3/18/2014	Original Purchase	2,511	\$4.9300	\$12,379.23
SEQUENT ENERGY	4/15/2014	Original Purchase	2,511	\$5.1000	\$12,806.10
SEQUENT ENERGY	5/20/2014	Original Purchase	2,511	\$4.9600	\$12,454.56
SEQUENT ENERGY	6/16/2014	Original Purchase	2,511	\$5.2200	\$13,107.42
SEQUENT ENERGY	7/16/2014	Original Purchase	3,100	\$4.5300	\$14,043.00
SEQUENT ENERGY	8/22/2014	Original Purchase	2,511	\$4.4400	\$11,148.84
SEQUENT ENERGY	9/15/2014	Original Purchase	2,511	\$4.5600	\$11,450.16
SEQUENT ENERGY	10/21/2014	Original Purchase	2,511	\$4.2800	\$10,747.08
SEQUENT ENERGY	2/23/2015	Original Purchase	15,500	\$3.8450	\$59,597.50
SEQUENT ENERGY	3/27/2015	Spot Market Purchase	12,000	\$2.7700	\$33,240.00
SEQUENT ENERGY	3/30/2015	Spot Market Purchase	4,000	\$2.7800	\$11,120.00
			124,996	\$4.4537	\$556,697.31

April, 2015

SEQUENT ENERGY	6/29/2012	Original Purchase	2,490	\$4.3100	\$10,731.90
SEQUENT ENERGY	7/31/2012	Original Purchase	2,490	\$4.5700	\$11,379.30
SEQUENT ENERGY	9/18/2012	Original Purchase	2,490	\$4.4700	\$11,130.30
SEQUENT ENERGY	10/16/2012	Original Purchase	2,490	\$4.5900	\$11,429.10
SEQUENT ENERGY	11/21/2012	Original Purchase	2,490	\$4.5700	\$11,379.30
SEQUENT ENERGY	2/19/2013	Original Purchase	2,490	\$4.4600	\$11,105.40
SEQUENT ENERGY	3/19/2013	Original Purchase	2,490	\$4.7500	\$11,827.50
SEQUENT ENERGY	4/16/2013	Original Purchase	2,490	\$4.5300	\$11,279.70
SEQUENT ENERGY	5/22/2013	Original Purchase	2,490	\$4.6800	\$11,653.20
SEQUENT ENERGY	6/12/2013	Original Purchase	2,490	\$4.5700	\$11,379.30
SEQUENT ENERGY	7/16/2013	Original Purchase	2,490	\$4.5600	\$11,354.40
SEQUENT ENERGY	8/20/2013	Original Purchase	2,490	\$4.2300	\$10,532.70
SEQUENT ENERGY	9/17/2013	Original Purchase	2,490	\$4.2200	\$10,507.80
SEQUENT ENERGY	10/15/2013	Original Purchase	2,490	\$4.1600	\$10,358.40
SEQUENT ENERGY	11/18/2013	Original Purchase	2,490	\$3.9600	\$9,860.40
SEQUENT ENERGY	1/21/2014	Original Purchase	2,490	\$4.1600	\$10,358.40
SEQUENT ENERGY	3/18/2014	Original Purchase	2,490	\$4.4600	\$11,105.40
SEQUENT ENERGY	4/15/2014	Original Purchase	2,490	\$4.5200	\$11,254.80
SEQUENT ENERGY	5/20/2014	Original Purchase	990	\$4.5500	\$4,504.50
SEQUENT ENERGY	6/16/2014	Original Purchase	990	\$4.7000	\$4,653.00
SEQUENT ENERGY	7/14/2014	Original Purchase	2,490	\$4.2900	\$10,682.10
SEQUENT ENERGY	8/22/2014	Original Purchase	990	\$4.0900	\$4,049.10
SEQUENT ENERGY	9/15/2014	Original Purchase	990	\$4.2400	\$4,197.60
SEQUENT ENERGY	10/21/2014	Original Purchase	2,490	\$4.0000	\$9,960.00
SEQUENT ENERGY	11/18/2014	Original Purchase	2,490	\$4.1300	\$10,283.70
SEQUENT ENERGY	12/8/2014	Original Purchase	990	\$3.5900	\$3,554.10
SEQUENT ENERGY	1/21/2015	Original Purchase	2,490	\$3.0700	\$7,644.30
SEQUENT ENERGY	2/10/2015	Original Purchase	2,490	\$2.8900	\$7,196.10
			62,220	\$4.2647	\$265,351.80

May, 2015

SEQUENT ENERGY	11/21/2012	Original Purchase	2,511	\$4.5200	\$11,349.72
SEQUENT ENERGY	4/16/2013	Original Purchase	992	\$4.5400	\$4,503.68
SEQUENT ENERGY	8/20/2013	Original Purchase	2,511	\$4.2600	\$10,696.86
SEQUENT ENERGY	9/17/2013	Original Purchase	2,511	\$4.2300	\$10,621.53
SEQUENT ENERGY	11/18/2013	Original Purchase	2,511	\$3.9700	\$9,968.67
SEQUENT ENERGY	1/21/2014	Original Purchase	2,511	\$4.1100	\$10,320.21
SEQUENT ENERGY	3/18/2014	Original Purchase	2,511	\$4.3900	\$11,023.29
SEQUENT ENERGY	4/15/2014	Original Purchase	992	\$4.4500	\$4,414.40

NATURAL GAS PURCHASES JANUARY, 2015 TO DECEMBER, 2015

PURCHASED FROM	DATE PURCHASED	DESCRIPTION	AMOUNT PURCHASED	PURCHASE PRICE	TOTAL COST
SEQUENT ENERGY	5/20/2014	Original Purchase	992	\$4.4650	\$4,429.28
SEQUENT ENERGY	6/16/2014	Original Purchase	992	\$4.6200	\$4,583.04
SEQUENT ENERGY	7/14/2014	Original Purchase	2,511	\$4.2400	\$10,646.64
SEQUENT ENERGY	8/22/2014	Original Purchase	992	\$4.0700	\$4,037.44
SEQUENT ENERGY	9/15/2014	Original Purchase	992	\$4.1600	\$4,126.72
SEQUENT ENERGY	10/21/2014	Original Purchase	2,511	\$3.9500	\$9,918.45
SEQUENT ENERGY	11/18/2014	Original Purchase	2,511	\$4.1200	\$10,345.32
SEQUENT ENERGY	12/8/2014	Original Purchase	992	\$3.6000	\$3,571.20
SEQUENT ENERGY	1/21/2015	Original Purchase	2,511	\$3.0400	\$7,633.44
SEQUENT ENERGY	2/10/2015	Original Purchase	5,022	\$2.9400	\$14,764.68
			37,076	\$3.9636	\$146,954.57

June, 2015

SEQUENT ENERGY	4/16/2013	Original Purchase	990	\$4.5200	\$4,474.80
SEQUENT ENERGY	3/18/2014	Original Purchase	990	\$4.4200	\$4,375.80
SEQUENT ENERGY	4/15/2014	Original Purchase	990	\$4.5000	\$4,455.00
SEQUENT ENERGY	5/20/2014	Original Purchase	990	\$4.4700	\$4,425.30
SEQUENT ENERGY	6/16/2014	Original Purchase	990	\$4.5800	\$4,534.20
SEQUENT ENERGY	7/14/2014	Original Purchase	990	\$4.2200	\$4,177.80
SEQUENT ENERGY	8/22/2014	Original Purchase	990	\$4.1100	\$4,068.90
SEQUENT ENERGY	9/15/2014	Original Purchase	990	\$4.1300	\$4,088.70
SEQUENT ENERGY	10/21/2014	Original Purchase	990	\$3.9000	\$3,861.00
SEQUENT ENERGY	11/18/2014	Original Purchase	990	\$4.0900	\$4,049.10
SEQUENT ENERGY	12/8/2014	Original Purchase	990	\$3.6100	\$3,573.90
SEQUENT ENERGY	1/21/2015	Original Purchase	2,490	\$3.0300	\$7,544.70
SEQUENT ENERGY	2/10/2015	Original Purchase	2,490	\$2.9200	\$7,270.80
SEQUENT ENERGY	3/17/2015	Original Purchase	990	\$3.0600	\$3,029.40
			16,860	\$3.7918	\$63,929.40

July, 2015

SEQUENT ENERGY	4/16/2013	Original Purchase	992	\$4.5500	\$4,513.60
SEQUENT ENERGY	3/18/2014	Original Purchase	992	\$4.4100	\$4,374.72
SEQUENT ENERGY	4/15/2014	Original Purchase	992	\$4.5200	\$4,483.84
SEQUENT ENERGY	5/20/2014	Original Purchase	992	\$4.5200	\$4,483.84
SEQUENT ENERGY	6/16/2014	Original Purchase	992	\$4.6000	\$4,563.20
SEQUENT ENERGY	7/14/2014	Original Purchase	992	\$4.2300	\$4,196.16
SEQUENT ENERGY	8/22/2014	Original Purchase	992	\$4.1700	\$4,136.64
SEQUENT ENERGY	9/15/2014	Original Purchase	992	\$4.1300	\$4,096.96
SEQUENT ENERGY	10/21/2014	Original Purchase	992	\$3.9200	\$3,888.64
SEQUENT ENERGY	11/18/2014	Original Purchase	992	\$4.0800	\$4,047.36
SEQUENT ENERGY	12/8/2014	Original Purchase	992	\$3.6700	\$3,640.64
SEQUENT ENERGY	1/21/2015	Original Purchase	992	\$3.0900	\$3,065.28
SEQUENT ENERGY	2/10/2015	Original Purchase	992	\$3.0100	\$2,985.92
SEQUENT ENERGY	3/17/2015	Original Purchase	992	\$3.0700	\$3,045.44
			13,888	\$3.9979	\$55,522.24

August, 2015

SEQUENT ENERGY	4/16/2013	Original Purchase	992	\$4.6000	\$4,563.20
SEQUENT ENERGY	3/18/2014	Original Purchase	992	\$4.4100	\$4,374.72
SEQUENT ENERGY	4/15/2014	Original Purchase	992	\$4.5200	\$4,483.84
SEQUENT ENERGY	5/20/2014	Original Purchase	992	\$4.5100	\$4,473.92
SEQUENT ENERGY	6/16/2014	Original Purchase	992	\$4.6400	\$4,602.88
SEQUENT ENERGY	7/14/2014	Original Purchase	992	\$4.3000	\$4,265.60
SEQUENT ENERGY	8/22/2014	Original Purchase	992	\$4.1700	\$4,136.64
SEQUENT ENERGY	9/15/2014	Original Purchase	992	\$4.1700	\$4,136.64
SEQUENT ENERGY	10/21/2014	Original Purchase	992	\$3.9600	\$3,928.32
SEQUENT ENERGY	11/18/2014	Original Purchase	992	\$4.1300	\$4,096.96
SEQUENT ENERGY	12/8/2014	Original Purchase	992	\$3.7200	\$3,690.24
SEQUENT ENERGY	1/21/2015	Original Purchase	992	\$3.1500	\$3,124.80
SEQUENT ENERGY	2/10/2015	Original Purchase	992	\$3.0600	\$3,035.52

NATURAL GAS PURCHASES

JANUARY, 2015 TO DECEMBER, 2015

PURCHASED FROM	DATE PURCHASED	DESCRIPTION	AMOUNT PURCHASED	PURCHASE PRICE	TOTAL COST
SEQUENT ENERGY	3/17/2015	Original Purchase	992	\$3.1300	\$3,104.96
			13,888	\$4.0336	\$56,018.24

September, 2015

SEQUENT ENERGY	4/16/2013	Original Purchase	990	\$4.6000	\$4,554.00
SEQUENT ENERGY	3/18/2014	Original Purchase	990	\$4.3900	\$4,346.10
SEQUENT ENERGY	4/15/2014	Original Purchase	990	\$4.4900	\$4,445.10
SEQUENT ENERGY	5/20/2014	Original Purchase	990	\$4.5400	\$4,494.60
SEQUENT ENERGY	6/16/2014	Original Purchase	990	\$4.6100	\$4,563.90
SEQUENT ENERGY	7/14/2014	Original Purchase	990	\$4.3300	\$4,286.70
SEQUENT ENERGY	8/22/2014	Original Purchase	990	\$4.1800	\$4,138.20
SEQUENT ENERGY	9/15/2014	Original Purchase	990	\$4.2100	\$4,167.90
SEQUENT ENERGY	10/21/2014	Original Purchase	2,490	\$3.9700	\$9,885.30
SEQUENT ENERGY	11/18/2014	Original Purchase	2,490	\$4.1000	\$10,209.00
SEQUENT ENERGY	12/8/2014	Original Purchase	990	\$3.7200	\$3,682.80
SEQUENT ENERGY	1/21/2015	Original Purchase	2,490	\$3.1400	\$7,818.60
SEQUENT ENERGY	2/10/2015	Original Purchase	2,490	\$3.0600	\$7,619.40
SEQUENT ENERGY	3/17/2015	Original Purchase	990	\$3.1100	\$3,078.90
SEQUENT ENERGY	4/21/2015	Original Purchase	990	\$2.8600	\$2,831.40
SEQUENT ENERGY	5/18/2015	Original Purchase	990	\$3.2000	\$3,168.00
SEQUENT ENERGY	6/16/2015	Original Purchase	990	\$3.0700	\$3,039.30
SEQUENT ENERGY	7/21/2015	Original Purchase	2,490	\$3.0000	\$7,470.00
			25,320	\$3.7045	\$93,799.20

October, 2015

SEQUENT ENERGY	11/21/2012	Original Purchase	2,511	\$4.6500	\$11,676.15
SEQUENT ENERGY	4/16/2013	Original Purchase	2,511	\$4.6300	\$11,625.93
SEQUENT ENERGY	6/12/2013	Original Purchase	2,511	\$4.5300	\$11,374.83
SEQUENT ENERGY	8/20/2013	Original Purchase	2,511	\$4.3800	\$10,998.18
SEQUENT ENERGY	9/17/2013	Original Purchase	2,511	\$4.3200	\$10,847.52
SEQUENT ENERGY	10/15/2013	Original Purchase	2,511	\$4.2400	\$10,646.64
SEQUENT ENERGY	11/18/2013	Original Purchase	2,511	\$4.0300	\$10,119.33
SEQUENT ENERGY	1/21/2014	Original Purchase	2,511	\$4.1600	\$10,445.76
SEQUENT ENERGY	2/18/2014	Original Purchase	2,511	\$4.3000	\$10,797.30
SEQUENT ENERGY	3/18/2014	Original Purchase	992	\$4.4000	\$4,364.80
SEQUENT ENERGY	4/15/2014	Original Purchase	992	\$4.4900	\$4,454.08
SEQUENT ENERGY	5/20/2014	Original Purchase	2,511	\$4.5400	\$11,399.94
SEQUENT ENERGY	6/16/2014	Original Purchase	992	\$4.6200	\$4,583.04
SEQUENT ENERGY	7/14/2014	Original Purchase	992	\$4.3400	\$4,305.28
SEQUENT ENERGY	8/22/2014	Original Purchase	992	\$4.2200	\$4,186.24
SEQUENT ENERGY	9/15/2014	Original Purchase	992	\$4.2300	\$4,196.16
SEQUENT ENERGY	10/21/2014	Original Purchase	2,511	\$3.9600	\$9,943.56
SEQUENT ENERGY	11/18/2014	Original Purchase	2,511	\$4.1100	\$10,320.21
SEQUENT ENERGY	12/8/2014	Original Purchase	2,511	\$3.7700	\$9,466.47
SEQUENT ENERGY	1/21/2015	Original Purchase	2,511	\$3.2100	\$8,060.31
SEQUENT ENERGY	2/10/2015	Original Purchase	2,511	\$3.1100	\$7,809.21
SEQUENT ENERGY	3/17/2015	Original Purchase	992	\$3.1700	\$3,144.64
SEQUENT ENERGY	4/21/2015	Original Purchase	992	\$2.8800	\$2,856.96
SEQUENT ENERGY	5/18/2015	Original Purchase	992	\$3.2100	\$3,184.32
SEQUENT ENERGY	6/16/2015	Original Purchase	992	\$3.1100	\$3,085.12
SEQUENT ENERGY	7/21/2015	Original Purchase	2,511	\$3.0100	\$7,558.11
SEQUENT ENERGY	8/18/2015	Original Purchase	992	\$2.9500	\$2,926.40
			51,088	\$4.0005	\$204,376.49

November, 2015

SEQUENT ENERGY	6/29/2012	Original Purchase	2,490	\$4.7500	\$11,827.50
SEQUENT ENERGY	7/31/2012	Original Purchase	2,490	\$4.7500	\$11,827.50
SEQUENT ENERGY	9/18/2012	Original Purchase	2,490	\$4.7700	\$11,877.30
SEQUENT ENERGY	10/16/2012	Original Purchase	2,490	\$4.7300	\$11,777.70
SEQUENT ENERGY	11/21/2012	Original Purchase	2,490	\$4.7600	\$11,852.40

NATURAL GAS PURCHASES JANUARY, 2015 TO DECEMBER, 2015

PURCHASED FROM	DATE PURCHASED	DESCRIPTION	AMOUNT PURCHASED	PURCHASE PRICE	TOTAL COST
SEQUENT ENERGY	12/10/2012	Original Purchase	2,490	\$4.6600	\$11,603.40
SEQUENT ENERGY	1/16/2013	Original Purchase	2,490	\$4.6700	\$11,628.30
SEQUENT ENERGY	2/19/2013	Original Purchase	2,490	\$4.7700	\$11,877.30
SEQUENT ENERGY	3/19/2013	Original Purchase	2,490	\$4.8500	\$12,076.50
SEQUENT ENERGY	4/16/2013	Original Purchase	2,490	\$4.7100	\$11,727.90
SEQUENT ENERGY	5/22/2013	Original Purchase	2,490	\$4.8400	\$12,051.60
SEQUENT ENERGY	6/12/2013	Original Purchase	2,490	\$4.6200	\$11,503.80
SEQUENT ENERGY	8/20/2013	Original Purchase	2,490	\$4.4600	\$11,105.40
SEQUENT ENERGY	9/17/2013	Original Purchase	2,490	\$4.3900	\$10,931.10
SEQUENT ENERGY	10/15/2013	Original Purchase	2,490	\$4.3200	\$10,756.80
SEQUENT ENERGY	11/18/2013	Original Purchase	2,490	\$4.0900	\$10,184.10
SEQUENT ENERGY	1/21/2014	Original Purchase	2,490	\$4.2300	\$10,532.70
SEQUENT ENERGY	2/18/2014	Original Purchase	2,490	\$4.4000	\$10,956.00
SEQUENT ENERGY	3/18/2014	Original Purchase	990	\$4.4800	\$4,435.20
SEQUENT ENERGY	4/15/2014	Original Purchase	990	\$4.6200	\$4,573.80
SEQUENT ENERGY	5/20/2014	Original Purchase	2,490	\$4.6500	\$11,578.50
SEQUENT ENERGY	6/16/2014	Original Purchase	990	\$4.7900	\$4,742.10
SEQUENT ENERGY	7/14/2014	Original Purchase	990	\$4.5300	\$4,484.70
SEQUENT ENERGY	8/22/2014	Original Purchase	990	\$4.4500	\$4,405.50
SEQUENT ENERGY	9/15/2014	Original Purchase	990	\$4.5000	\$4,455.00
SEQUENT ENERGY	10/21/2014	Original Purchase	2,490	\$4.2000	\$10,458.00
SEQUENT ENERGY	11/18/2014	Original Purchase	2,490	\$4.3300	\$10,781.70
SEQUENT ENERGY	12/8/2014	Original Purchase	2,490	\$3.9500	\$9,835.50
SEQUENT ENERGY	1/21/2015	Original Purchase	2,490	\$3.5000	\$8,715.00
SEQUENT ENERGY	2/10/2015	Original Purchase	2,490	\$3.2800	\$8,167.20
SEQUENT ENERGY	3/17/2015	Original Purchase	990	\$3.4200	\$3,385.80
SEQUENT ENERGY	4/21/2015	Original Purchase	990	\$3.1700	\$3,138.30
SEQUENT ENERGY	5/18/2015	Original Purchase	990	\$3.4100	\$3,375.90
SEQUENT ENERGY	6/16/2015	Original Purchase	990	\$3.3800	\$3,346.20
SEQUENT ENERGY	7/21/2015	Original Purchase	2,490	\$3.2300	\$8,042.70
SEQUENT ENERGY	8/18/2015	Original Purchase	990	\$3.0500	\$3,019.50
SEQUENT ENERGY	9/21/2015	Original Purchase	2,490	\$2.9700	\$7,395.30
SEQUENT ENERGY	11/10/2015	GAS SOLD	(1,400)	\$2.1550	(\$3,017.00)
SEQUENT ENERGY	11/11/2015	GAS SOLD	(1,400)	\$2.1750	(\$3,045.00)
SEQUENT ENERGY	11/14/2015	GAS SOLD	(1,800)	\$2.0500	(\$3,690.00)
SEQUENT ENERGY	11/17/2015	GAS SOLD	(1,000)	\$2.1300	(\$2,130.00)
			70,030	\$4.4631	\$312,551.20

December, 2015

SEQUENT ENERGY	6/29/2012	Original Purchase	2,511	\$4.7700	\$11,977.47
SEQUENT ENERGY	7/31/2012	Original Purchase	2,511	\$4.9400	\$12,404.34
SEQUENT ENERGY	9/18/2012	Original Purchase	2,511	\$4.8200	\$12,103.02
SEQUENT ENERGY	10/16/2012	Original Purchase	2,511	\$4.9000	\$12,303.90
SEQUENT ENERGY	11/21/2012	Original Purchase	2,511	\$4.9000	\$12,303.90
SEQUENT ENERGY	12/10/2012	Original Purchase	2,511	\$4.8200	\$12,103.02
SEQUENT ENERGY	1/16/2013	Original Purchase	2,511	\$4.8800	\$12,253.68
SEQUENT ENERGY	2/19/2013	Original Purchase	2,511	\$4.8700	\$12,228.57
SEQUENT ENERGY	3/19/2013	Original Purchase	2,511	\$4.9400	\$12,404.34
SEQUENT ENERGY	4/16/2013	Original Purchase	2,511	\$4.9000	\$12,303.90
SEQUENT ENERGY	5/22/2013	Original Purchase	2,511	\$4.9800	\$12,504.78
SEQUENT ENERGY	6/12/2013	Original Purchase	2,511	\$4.7500	\$11,927.25
SEQUENT ENERGY	7/16/2013	Original Purchase	2,511	\$4.8400	\$12,153.24
SEQUENT ENERGY	8/20/2013	Original Purchase	2,511	\$4.6300	\$11,625.93
SEQUENT ENERGY	9/17/2013	Original Purchase	2,511	\$4.5900	\$11,525.49
SEQUENT ENERGY	10/15/2013	Original Purchase	2,511	\$4.4700	\$11,224.17
SEQUENT ENERGY	11/18/2013	Original Purchase	2,511	\$4.2100	\$10,571.31
SEQUENT ENERGY	12/6/2013	Original Purchase	2,511	\$4.4400	\$11,148.84
SEQUENT ENERGY	1/21/2014	Original Purchase	2,511	\$4.3500	\$10,922.85
SEQUENT ENERGY	2/18/2014	Original Purchase	2,511	\$4.5700	\$11,475.27
SEQUENT ENERGY	3/18/2014	Original Purchase	2,511	\$4.6200	\$11,600.82
SEQUENT ENERGY	4/15/2014	Original Purchase	2,511	\$4.7400	\$11,902.14

**NATURAL GAS PURCHASES
JANUARY, 2015 TO DECEMBER, 2015**

PURCHASED FROM	DATE PURCHASED	DESCRIPTION	AMOUNT PURCHASED	PURCHASE PRICE	TOTAL COST
SEQUENT ENERGY	5/20/2014	Original Purchase	2,511	\$4.7900	\$12,027.69
SEQUENT ENERGY	6/16/2014	Original Purchase	2,511	\$4.8400	\$12,153.24
SEQUENT ENERGY	7/14/2014	Original Purchase	2,511	\$4.6100	\$11,575.71
SEQUENT ENERGY	8/22/2014	Original Purchase	2,511	\$4.5600	\$11,450.16
SEQUENT ENERGY	9/15/2014	Original Purchase	2,511	\$4.5400	\$11,399.94
SEQUENT ENERGY	10/21/2014	Original Purchase	2,511	\$4.2700	\$10,721.97
SEQUENT ENERGY	11/18/2014	Original Purchase	2,511	\$4.4800	\$11,249.28
SEQUENT ENERGY	12/8/2014	Original Purchase	2,511	\$4.1700	\$10,470.87
SEQUENT ENERGY	1/21/2015	Original Purchase	2,511	\$3.5600	\$8,939.16
SEQUENT ENERGY	2/10/2015	Original Purchase	2,511	\$3.4700	\$8,713.17
SEQUENT ENERGY	3/17/2015	Original Purchase	2,511	\$3.5600	\$8,939.16
SEQUENT ENERGY	4/21/2015	Original Purchase	2,511	\$3.2900	\$8,261.19
SEQUENT ENERGY	5/18/2015	Original Purchase	2,511	\$3.5700	\$8,964.27
SEQUENT ENERGY	6/16/2015	Original Purchase	2,511	\$3.5200	\$8,838.72
SEQUENT ENERGY	7/21/2015	Original Purchase	2,511	\$3.4300	\$8,612.73
SEQUENT ENERGY	8/18/2015	Original Purchase	2,511	\$3.3000	\$8,286.30
SEQUENT ENERGY	9/21/2015	Original Purchase	5,022	\$3.1200	\$15,668.64
SEQUENT ENERGY	12/4/2015	GAS SOLD	(3,000)	\$2.0850	(\$6,255.00)
SEQUENT ENERGY	12/7/2015	GAS SOLD	(500)	\$2.0500	(\$1,025.00)
SEQUENT ENERGY	12/8/2015	GAS SOLD	(500)	\$2.0300	(\$1,015.00)
SEQUENT ENERGY	12/9/2015	GAS SOLD	(500)	\$1.9900	(\$995.00)
SEQUENT ENERGY	12/10/2015	GAS SOLD	(500)	\$1.9000	(\$950.00)
SEQUENT ENERGY	12/11/2015	GAS SOLD	(3,000)	\$1.7550	(\$5,265.00)
SEQUENT ENERGY	12/11/2015	GAS SOLD	(1,500)	\$1.7600	(\$2,640.00)
SEQUENT ENERGY	12/14/2015	GAS SOLD	(1,000)	\$1.6700	(\$1,670.00)
SEQUENT ENERGY	12/15/2015	GAS SOLD	(500)	\$1.7000	(\$850.00)
SEQUENT ENERGY	12/22/2015	GAS SOLD	(1,000)	\$1.7800	(\$1,780.00)
SEQUENT ENERGY	12/23/2015	GAS SOLD	(1,000)	\$1.6900	(\$1,690.00)
SEQUENT ENERGY	12/24/2015	GAS SOLD	(2,000)	\$1.6450	(\$3,290.00)
			85,440	\$4.7965	\$409,815.43

COST OF GAS PURCHASED

795,550

\$4.46

\$3,547,453.92

Name of Respondent Presque Isle Electric & Gas Co-op	This Report Is: (1) <input checked="" type="checkbox"/> An Original (2) <input type="checkbox"/> A Resubmission	Date of Report (Mo, Da, Yr) 4/30/2016	Year of Report 12/31/2015
---	---	---	------------------------------

EXCHANGE GAS TRANSACTIONS (Account 806, Exchange Gas)

1. Report below particulars (details) concerning the gas volumes and related dollar amounts of natural gas exchange transactions during the year. Minor transactions (less than 100,000 Mcf) may be grouped.
 2. Also give the particulars (details) call for concerning each natural gas exchange where consideration

Line No.	Name of Company (Designate associated companies with an asterisk) (a)	Exchange Gas Received		
		Point of Receipt (City, state, etc.) (b)	Mcf (c)	Debit (Credit) Account 242 (d)
1	NOT APPLICABLE			
2				
3				
4				
5				
6				
7				
8				
9				
10				
11				
12				
13				
14				
15				
16				
17				
18				
19				
20				
21				
22				
23				
24				
25				
26				
27				
28				
29				
30				
31				
32				
33				
34				
35				
36				
37				
38				
39				
40				
41				
42				
43				
44				
45	TOTAL			

Name of Respondent Presque Isle Electric & Gas Co-op	This Report Is: (1) <input checked="" type="checkbox"/> An Original (2) <input type="checkbox"/> A Resubmission	Date of Report (Mo, Da, Yr) 4/30/2016	Year of Report 12/31/2015
--	---	---	------------------------------

EXCHANGE GAS TRANSACTION (Account 806, Exchange Gas) (Continued)

was received or paid in performance of gas exchange services.
3. List individually net transactions occurring during the year for each rate schedule.

4. Indicate points of receipt and delivery of gas so that they may be readily identified on a map of the respondent's pipeline system.

Exchange Gas Delivered			Excess Mcf Received or Delivered (h)	Debit (Credit) Account 806 (i)	Line No.
Point of Delivery (City, state, etc.) (e)	Mcf (f)	Debit (Credit) Account 174 (g)			
					1
					2
					3
					4
					5
					6
					7
					8
					9
					10
					11
					12
					13
					14
					15
					16
					17
					18
					19
					20
					21
					22
					23
					24
					25
					26
					27
					28
					29
					30
					31
					32
					33
					34
					35
					36
					37
					38
					39
					40
					41
					42
					43
					44
					45

Name of Respondent Presque Isle Electric & Gas Co-op	This Report Is: (1) <input checked="" type="checkbox"/> An Original (2) <input type="checkbox"/> A Resubmission	Date of Report (Mo, Da, Yr) 4/30/2016	Year of Report 12/31/2015
---	---	---	------------------------------

EXCHANGE GAS TRANSACTIONS (Account 806, Exchange Gas) (Continued)

5. Furnish any additional explanations needed to father explain the accounting for exchange gas transactions.

6. Report the pressure base of measurement of gas volumes at 14.73 psia at 60°F.

Line No.	Name of Company (Designate associated companies with an asterisk) (a)	Charges Paid or Payable by Respondent		Revenues Received or Receivable by Respondent		FERC Tariff Rate Schedule Identification (n)
		Amount (j)	Account (k)	Amount (l)	Account (m)	
1						
2						
3						
4						
5						
6						
7						
8						
9						
10						
11						
12						
13						
14						
15						
16						
17						
18						
19						
20						
21						
22						
23						
24						
25						
26						
27						
28						
29						
30						
31						
32						
33						
34						
35						
36						
37						
38						
39						
40						
41						
42						
43						
44						
45	TOTAL					

Name of Respondent Presque Isle Electric & Gas Co-op	This Report Is: (1) <input checked="" type="checkbox"/> An Original (2) <input type="checkbox"/> A Resubmission	Date of Report (Mo, Da, Yr) 4/30/2016	Year of Report 12/31/2015
---	---	---	------------------------------

GAS USED IN UTILITY OPERATIONS--CREDIT (Accounts 810, 811, 812)

- | | |
|--|--|
| <p>1. Report below particulars (details) of credits during the year to Accounts 810, 811 and 812 which offset charges to operating expenses or other accounts for the cost of gas from the respondent's own supply.</p> <p>2. Natural gas means either natural gas unmixed, or any mixture of natural and manufactured gas.</p> <p>3. If the reported Mcf for any use is an estimated quantity, state such fact in a footnote.</p> | <p>4. If any natural gas was used by the respondent for which a change was not made to the appropriate operating expense or other account, list separately in column (c) the Mcf of gas used, omitting entries in columns (d) and (e).</p> <p>5. Report pressure base of measurement of gas volumes at 14.73 psia at 60°F.</p> |
|--|--|

Line No.	Purpose for Which Gas Was Used (a)	Account Charged (b)	Natural Gas			Manufactured Gas	
			Mcf of Gas Used (c)	Amount of Credit (d)	Amount per Mcf (In Cents) (e)	Mcf of Gas Used (f)	Amount of Credit (g)
1	810 Gas used for Compressor Station Fuel--Cr						
2	811 Gas use for Products Extractions--Cr.						
3	Gas Shrinkage and Other Usage in Respondent's Own Proc.						
4	Gas Shrinkage, Etc. for Resondent's Gas Processed by Others						
5	812 Gas used for Other Util. Oprs--Cr (Rpt sep. for each prin. Use. Group minor uses)						
6	812.1 Gas used in Util. Oprs--Cr (Nonmajor only)						
7							
8							
9							
10							
11							
12							
13							
14							
15							
16							
17							
18							
19							
20							
21							
22							
23							
24							
25	TOTAL						

Name of Respondent Presque Isle Electric & Gas Co-op	This Report Is: (1) <input checked="" type="checkbox"/> An Original (2) <input type="checkbox"/> A Resubmission	Date of Report (Mo, Da, Yr) 4/30/2016	Year of Report 12/31/2015
--	---	---	------------------------------

TRANSMISSION AND COMPRESSION OF GAS BY OTHERS (Account 858)

1. Report below particulars (details) concerning gas transported or compressed for respondent by others equaling more than 1,000,000 Mcf (Bcf) and amounts of payments for such services during the year.

Minor items (less than 1,000,000 Mcf) must be grouped.
2. In column (a) give name of companies to which payments were made, points of delivery and receipt of gas, names of companies to which gas was delivered and from

Line No.	Name of Company and Description of Service Performed (Designate associated companies with an asterisk) (a)	Distance Transported (In miles) (b)
1	NOT APPLICABLE	
2		
3		
4		
5		
6		
7		
8		
9		
10		
11		
12		
13		
14		
15		
16		
17		
18		
19		
20		
21		
22		
23		
24		
25		
26		
27		
28		
29		
30		
31		
32		
33		
34		
35		
36		
37		
38		
39		
40		
41		
42		
43		
44		
45		
46	TOTAL	

Name of Respondent Presque Isle Electric & Gas Co- op	This Report Is: (1) <input checked="" type="checkbox"/> An Original (2) <input type="checkbox"/> A Resubmission	Date of Report (Mo, Da, Yr) 4/30/2016	Year of Report 12/31/2015
---	---	---	------------------------------

TRANSMISSION AND COMPRESSION OF GAS BY OTHERS (Account 858) (Continued)

which received. Points of delivery and receipt should be so designated that they can be identified readily on map of respondent's pipeline system.

3. If the Mcf of gas received differs from the Mcf delivered, explain in a footnote the reason for difference, i.e. uncompleted deliveries, allowance for transmission loss, etc.

Mcf of Gas Delivered (14.73 psia at 60°F) (c)	Mcf of Gas Received (14.73 psia at 60°F) (d)	Amount of Payment (In dollars) (e)	Amount per Mcf of Gas Received (In cents) (f)	Line No.
				1
				2
				3
				4
				5
				6
				7
				8
				9
				10
				11
				12
				13
				14
				15
				16
				17
				18
				19
				20
				21
				22
				23
				24
				25
				26
				27
				28
				29
				30
				31
				32
				33
				34
				35
				36
				37
				38
				39
				40
				41
				42
				43
				44
				45
				46

Name of Respondent Presque Isle Electric & Gas Co-op	This Report Is: (1) <input checked="" type="checkbox"/> An Original (2) <input type="checkbox"/> A Resubmission	Date of Report (Mo, Da, Yr) 4/30/2016	Year of Report 12/31/2015
---	---	---	------------------------------

LEASE RENTAL CHARGED

<p>1. For purposes of this schedule a "lease" is defined as a contract or other agreement by which one party (lessor) conveys an intangible right or land or other tangible property and equipment to another (lessee) for a specified period of one year or more for rent.</p> <p>2. Report below, for leases with annual charges of \$25,000 or more, but less than \$250,000, the data called for in column a, b (description only), f, g and j.</p> <p>3. For leases having annual charges of \$250,000 or more, report the data called for in all the columns below.</p> <p>4. The annual charges referred to in Instruction 2 and 3 include the basic lease payment and other payments to or on behalf of the lessor such as taxes, depreciation, assumed interest or dividends on the lessor's securities, cost of replacements** and other expenditures with respect to leased property. The expenses paid by lessee are to be itemized in column (e) below.</p>	<p>5. Leases of construction equipment in connection with construction work in progress are not required to be reported herein. Continuous, master or open-ended leases for EDP or office equipment, automobile fleets and other equipment that is short-lived and replaced under term of the lease or for pole rentals shall report only the data called for in columns a, b (description only), f, g and j, unless the lessee has the option to purchase the property.</p> <p>6. In column (a) report the name of the Lessor. List lessors which are associated companies* (describing association) first, followed by non-associated lessors.</p> <p>7. In column (b) for each leasing arrangement, report in order, classified by production plant, storage plant, transmission line, distribution system, or other operating unit or system, followed by any other leasing arrangement not covered under the preceding classifications:</p>
--	--

A. LEASE RENTALS CHARGED TO GAS OPERATING EXPENSES

Name of Lessor (a)	Basic Details of Lease (b)	Terminal Dates of Leases, Primary (P) or Renewal (R) (c)
NOT APPLICABLE		

** See Gas Plant Instruction 6 & Operating Expense Instruction 3 of the Uniform System of Accounts.

Name of Respondent Presque Isle Electric & Gas Co-op	This Report Is: (1) <input checked="" type="checkbox"/> An Original (2) <input type="checkbox"/> A Resubmission	Date of Report (Mo, Da, Yr) 4/30/2016	Year of Report 12/31/2015
---	---	---	------------------------------

LEASES RENTALS CHARGED (Continued)

Description of the property, whether lease is a sale and leaseback, whether lessee has option to purchase and conditions of purchase, whether lease is cancellable by either party and the cancellation conditions, the tax treatment used, the accounting treatment of the lease payments (levelized charges to expense or other treatment), the basis of any charges apportioned between the lessor and lessee, and the responsibility of the respondent for operation and maintenance expenses and replacement of property. The above information is to be reported with initiation of the lease and thereafter when changed or every five years, whichever occurs first.

9. Report in column (k) below the estimated remaining annual charges under the current term of the lease. Do not apply a present value to the estimate. Assume that cancellable leases will not be cancelled when estimating the remaining charges.

8. Report in column (d), as of the date of the current lease term, the original cost of the property leased, estimated if not known, or the fair market of the property if greater than original cost and indicate as shown. If leased property is part of a large unit, such as part of a building, indicate without associating any cost or value with it.

* See definition on page 226 (B)

A. LEASE RENTALS CHARGED TO GAS OPERATING EXPENSES

Original Cost (O) or Fair Market Value (F) of Property (d)	Expenses to be Paid by Lessee Itemize (e)	AMOUNT OF RENT - CURRENT TERM				Account Charged (j)	Remaining Annual Charges Under Lease Est. if Not Known (k)
		Current Year		Accumulated to Date			
		Lessor (f)	Other (g)	Lessor (h)	Other (i)		

Name of Respondent Presque Isle Electric & Gas Co-op	This Report Is: (1) <input checked="" type="checkbox"/> An Original (2) <input type="checkbox"/> A Resubmission	Date of Report (Mo, Da, Yr) 4/30/2016	Year of Report 12/31/2015
---	---	---	------------------------------

A. LEASE RENTALS CHARGED TO GAS OPERATING EXPENSES (Continued)

Name of Lessor (a)	Basic Details of Lease (b)	Terminal Dates of Leases, Primary (P) or Renewal (R) (c)

B. OTHER LEASE RENTALS CHARGED (Such as to Deferred Debits, etc.)

--	--	--

Name of Respondent Presque Isle Electric & Gas Co-op	This Report Is: (1) <input checked="" type="checkbox"/> An Original (2) <input type="checkbox"/> A Resubmission	Date of Report (Mo, Da, Yr) 4/30/2016	Year of Report 12/31/2015
---	---	---	------------------------------

A. LEASE RENTALS CHARGED TO GAS OPERATING EXPENSES (Continued)

Original Cost (O) or Fair Market Value (F) of Property (d)	Expenses to be Paid by Lessee Itemize (e)	AMOUNT OF RENT - CURRENT TERM				Account Charged (j)	Remaining Annual Charges Under Lease Est. if Not Known (k)
		Current Year		Accumulated to Date			
		Lessor (f)	Other (g)	Lessor (h)	Other (i)		

B. OTHER LEASE RENTALS CHARGED (Such as to Deferred Debits, etc.)

--	--	--	--	--	--	--	--

Name of Respondent Presque Isle Electric & Gas Co-op	This Report Is: (1) <input checked="" type="checkbox"/> An Original (2) <input type="checkbox"/> A Resubmission	Date of Report (Mo, Da, Yr) 4/30/2016	Year of Report 12/31/2015
--	---	---	------------------------------

OTHER GAS SUPPLY EXPENSES (Account 813)

Report other gas supply expenses by descriptive titles which clearly indicate the nature of such expenses. Show maintenance expenses separately. Indicate the functional classification and purpose of property to which any expenses relate.

Line No.	Description (a)	Amount (In dollars) (b)
1		
2	LETTER OF CREDIT -- SUPPLIER	11,265
3		
4	AMORTIZATION OF TAP FEES	1,996
5		
6	OTHER	12,460
7		
8		
9		
10		
11		
12		
13		
14		
15		
16		
17		
18		
19		
20		
21		
22		
23		
24		
25		
26		
27		
28		
29		
30		
31		
32		
33		
34		
35		
36		
37		
38		
39		
40		
41		
42		
43		
44		
45		
46		
47		
48		
49		
50	TOTAL	25,721

Name of Respondent Presque Isle Electric & Gas Co-op	This Report Is: (1) <input checked="" type="checkbox"/> An Original (2) <input type="checkbox"/> A Resubmission	Date of Report (Mo, Da, Yr) 4/30/2016	Year of Report 12/31/2015
--	---	---	------------------------------

MISCELLANEOUS GENERAL EXPENSES (Account 930.2) (Gas)

1	Industry association dues	
2	Experimental and general research expenses	
3	Publishing and distributing information and reports to stockholders; trustee, registrar, and transfer agent fees and expenses, and other expenses of servicing outstanding securities of the respondent	
4	Other expenses (Items of \$5,000 or more must be listed separately in this column showing the (1) purpose, (2), recipient and (3) amount of such items. Amounts of less than \$5,000 may be grouped by classes if the number of items so grouped is shown)	
5		
6	DIRECTORS FEES & MILEAGE	20,227
7		
8	ANNUAL MEETING EXPENSES	6,604
9		
10	PATRONAGE EXPENSES	10,542
11		
12	COMMUNITY SERVICE	1,783
13		
14	MISCELLANEOUS	14,173
15		
16		
17		
18		
19		
20		
21		
22		
23		
24		
25		
26		
27		
28		
29		
30		
31		
32		
33		
34		
35		
36		
37		
38		
39		
40		
41		
42		
43		
44		
45		
46		
47		
48		
49	TOTAL	53,329

Name of Respondent Presque Isle Electric & Gas Co-op	This Report Is: (1) <input checked="" type="checkbox"/> An Original (2) <input type="checkbox"/> A Resubmission	Date of Report (Mo, Da, Yr) 4/30/2016	Year of Report 12/31/2015
---	---	---	------------------------------

**DEPRECIATION, DEPLETION, AND AMORTIZATION OF GAS PLANT (Account 403, 404.1, 404.2, 404.3, 405)
(Except Amortization of Acquisition Adjustments)**

1. Report in Section A the amounts of depreciation expense, depletion and amortization for the accounts indicated and classified according to the plant functional groups shown. between the report years (1971, 1974 and every fifth year thereafter). Report in column (b) all depreciable plant balances to which rates are applied and show a composite total. (If more desirable, report by plant account, subaccount or functional classifications other than those pre-printed in column (a). Indicate at the bottom of Section B the

2. Report all available information called for in Section B for the report year 1971, 1974 and every fifth year thereafter. Report only annual changes in the intervals

Section A. Summary of Depreciation, Depletion, and Amortization Charges

Line No.	Functional Classification (a)	Depreciation Expense (Account 403) (b)	Amortization and Depletion of Producing Natural Gas Land and Land Rights (Account 404.1) (c)	Amortization of Underground Storage Land and Land Rights (Account 404.2) (d)
1	Intangible plant	798		
2	Production plant, manufactured gas			
3	Production and gathering plant, natural gas			
4	Products extraction plant			
5	Underground gas storage plant			
6	Other storage plant			
7	Base load LNG terminating and processing plant			
8	Transmission plant			
9	Distribution plant	628,985		
10	General plant	57,680		
11	Common plant-gas			
12				
13				
14				
15				
16				
17				
18				
19				
20				
21				
22				
23				
24				
25	TOTAL	687,463		

Name of Respondent Presque Isle Electric & Gas Co-op	This Report Is: (1) <input checked="" type="checkbox"/> An Original (2) <input type="checkbox"/> A Resubmission	Date of Report (Mo, Da, Yr) 4/30/2016	Year of Report 12/31/2015
--	---	---	------------------------------

DEPRECIATION, DEPLETION, AND AMORTIZATION OF GAS PLANT (Accounts 403, 404.1, 402.2, 404.3, 405)
(Except Amortization of Acquisition Adjustments) (Continued)

<p>manner in which column (b) balances are obtained. If average balances, state the method of averaging used. For column (c) report available information for each plant functional classification listed in column (a). If composite depreciation accounting is used, report available information called for in columns (b) and (c) on this basis. Where the unit-of-production method is used to determine</p>	<p>depreciation charges, show at the bottom of Section B any revisions made to estimated gas reserves. 3. If provisions for depreciation provided by application of reported rates, state at the bottom of Section B the amounts and nature of the provisions and the plant items to which related.</p>
---	---

Section A. Summary of Depreciation, Depletion, and Amortization Charges

Amortization of Other Limited-term Gas Plant (Account 404.3) (e)	Amortization of Other Gas Plant (Account 405) (f)	Total (b to f) (g)	Functional Classification (a)	Line No.
		798	Intangible plant	1
			Production plant, manufactured gas	2
			Production and gathering plant, natural gas	3
			Products extraction plant	4
			Underground gas storage plant	5
			Other storage plant	6
			Base load LNG terminating and processing plant	7
			Transmission plant	8
		628,985	Distribution plant	9
		57,680	General plant	10
			Common plant-gas	11
				12
				13
				14
				15
				16
				17
				18
				19
				20
				21
				22
				23
				24
		687,463	TOTAL	25

Name of Respondent Presque Isle Electric & Gas Co-op	This Report Is: (1) <input checked="" type="checkbox"/> An Original (2) <input type="checkbox"/> A Resubmission	Date of Report (Mo, Da, Yr) 4/30/2016	Year of Report 12/31/2015
--	---	---	------------------------------

DEPRECIATION, DEPLETION, AND AMORTIZATION OF GAS PLANT (Continued)

Section B. Factors Used in Estimating Depreciation Charges

Line No.	Functional Classification (a)	Depreciation Plant Base (Thousands) (b)	Applied Depr. Rate(s) (Percent) (c)
1	Production and Gathering Plant		
2	Offshore		
3	Onshore		
4	Underground Gas Storage Plant		
5	Transmission Plant		
6	Offshore		
7	Onshore		
8	General Plant		
9			
10			

Notes to Depreciation, Depletion and Amortization of Gas Plant

BLANK PAGE

Name of Respondent Presque Isle Electric & Gas Co-op	This Report Is: (1) <input checked="" type="checkbox"/> An Original (2) <input type="checkbox"/> A Resubmission	Date of Report (Mo, Da, Yr) 4/30/2016	Year of Report 12/31/2015
---	---	---	------------------------------

DEPRECIATION, DEPLETION, AND AMORTIZATION OF GAS PLANT (NONMAJOR)
(Accounts 403.1, 404, 405)
(Except Amortization of Acquisition Adjustments)

1. Report in Section A the amounts of depreciation expense, depletion and amortization for the accounts indicated and classified according to the plant functional groups shown.

2. Report all available information called for in Section B for the report year 1971, 1974 and every fifth year thereafter. Report only annual charges in the intervals between the report years (1971, 1974 and every fifth year thereafter).
 Report in column (b) all depreciable plant balances to which rates are applied and show a composite total. (If more desirable, report by plant account, subaccount or functional classification other than those pre-printed in column (a). Indicate at the bottom of Section B the manner in which column (b) balances

are obtained. If average balances, state the method of averaging used. For column (c) report available information for each plant functional classification listed in column (a). If composite depreciation accounting is used, report available information called for in columns (b) and (c) on this basis. Where the unit-of-production method is used to determine depreciation charges, show at the bottom of Section B any revisions made to estimated gas reserves.

3. If provisions for depreciation were made during the year in addition to depreciation provided by application of reported rates, state at the bottom of Section B the amounts and nature of the provisions and the plant items to which related.

Section A. Summary of Depreciation, Depletion, and Amortization Charges

Line No.	Functional Classification (a)	Depreciation and Depletion Expense (Account 403.1) (b)	Amortization of Limited-Term Gas Plant (Account 404) (c)	Amortization of Other Gas Plant (Account 405) (d)	TOTAL (b+c+d) (e)
1	Intangible plant				
2	Production plant, manufactured gas				
3	Production and gathering plant, natural gas				
4	Products extraction plant				
5	Underground gas storage plant				
6	Other storage plant				
7	Base load LNG terminating and processing plant				
8	Transmission plant				
9	Distribution plant				
10	General plant				
11	Common plant-gas				
12					
13					
14					
15					
16					
17					
18					
19					
20	TOTAL	\$	\$	\$	\$

Name of Respondent Presque Isle Electric & Gas Co-op	This Report Is: (1) <input checked="" type="checkbox"/> An Original (2) <input type="checkbox"/> A Resubmission	Date of Report (Mo, Da, Yr) 4/30/2016	Year of Report 12/31/2015
--	---	---	------------------------------

INCOME FROM UTILITY PLANT LEASED TO OTHERS (Account 412 and 413)

1. Report below the following information with respect to utility property leased to others constituting an operating unit or system.

2. For each lease show: (1) name of lessee and description and location of the leased property; (2) revenues; (3) operating expenses classified as to operation, maintenance, depreciation, rents, amortization; and (4) net income from lease for year. Arrange amounts so that deductions appear as a subtraction from revenues, and income as the remainder.

3. Provide a subheading and total for each utility department in addition to a total for all utility departments.

4. Furnish particulars (details) of the method of determining the annual rental for the property.

5. Designate with an asterisk associated companies.

1	
2	NOT APPLICABLE
3	
4	
5	
6	
7	
8	
9	
10	
11	
12	
13	
14	
15	
16	
17	
18	
19	
20	
21	
22	
23	
24	
25	
26	
27	
28	
29	
30	
31	
32	
33	
34	
35	
36	
37	
38	
39	
40	
41	
42	
43	
44	
45	
46	

Name of Respondent Presque Isle Electric & Gas Co-op	This Report Is: (1) <input checked="" type="checkbox"/> An Original (2) <input type="checkbox"/> A Resubmission	Date of Report (Mo, Da, Yr) 4/30/2016	Year of Report 12/31/2015
---	---	---	------------------------------

PARTICULARS CONCERNING CERTAIN INCOME DEDUCTIONS AND INTEREST CHARGES ACCOUNTS

Report the information specified below, in the order given, for the respective income deduction and interest charges accounts. Provide a subheading for each account and a total for the account. Additional columns may be added if deemed appropriate with respect to any account.

(a) *Miscellaneous Amortization* (Account 425) -- Describe the nature of items included in the account, the contra account charged, the total of amortizations charges for the year, and the period of amortization.

(b) *Miscellaneous Income Deductions* -- Report the nature, payee, and amount of other income deductions for the year as required by Accounts 426.1, *Donations*; 426.2, *Life Insurance*; 426.3, *Penalties*; 426.4, *Expenditures for Certain Civic, Political and Related Activities*; and 426.5, *Other*

Deductions, of the Uniform System of Accounts. Amounts of less than \$10,000 may be grouped by classes within the above accounts.

(c) *Interest on Debt to Associated Companies* (Account 430) -- For each associated company to which interest on debt was incurred during the year, indicate the amount and interest rate respectively for (a) advances on notes, (b) advances on open account, (c) notes payable, (d) accounts payable, and (e) other debt, and total interest. Explain the nature of other debt on which interest was incurred during the year.

(d) *Other Interest Expense* (Account 431) -- Report particulars (details) including the amount and interest rate for other interest charges incurred during the year.

Line No.	Item (a)	Amount (b)
1		
2	(a) MISCELLANEOUS AMORTIZATION	
3		
4	AMORTIZATION OF FRANCHISE COSTS	798
5		
6	(d) OTHER INTEREST EXPENSE	
7		
8	CFC LINE OF CREDIT INTEREST	13,476
9	INTEREST ON SECURITY DEPOSITS	6,077
10		
11	TOTAL	19,553
12		
13		
14		
15		
16		
17		
18		
19		
20		
21		
22		
23		
24		
25		
26		
27		
28		
29		
30		
31		
32		
33		
34		
35		
36		
37		
38		
39		
40		

Name of Respondent Presque Isle Electric & Gas Co- op	This Report Is: (1) <input checked="" type="checkbox"/> An Original (2) <input type="checkbox"/> A Resubmission	Date of Report (Mo, Da, Yr) 4/30/2016	Year of Report 12/31/2015
---	---	---	------------------------------

PARTICULARS CONCERNING CERTAIN OTHER INCOME ACCOUNTS

1. Report in this schedule the information specified in the instructions below for the respective other income accounts. Provide a conspicuous subheading for each account and show a total for the account. Additional columns may be added for any account if deemed necessary.

2. Merchandising, Jobbing and Contract Work (Accounts 415 and 416) -- Describe the general nature of merchandising, jobbing and contract activities. Show revenues by class of activity, operating expenses classified as to operation, maintenance, depreciation, rents and net income before taxes. Give the bases of any allocations of expenses between utility and merchandising, jobbing and contract work activities.

3. Nonutility Operations (Accounts 417 and 417.1) -- Describe each nonutility operation and show revenues, operating expenses classified as to operation, maintenance, depreciation, rents, amortization, and net income before taxes, from the operation. Give the basis of any allocations of expenses between utility and nonutility operations. The book cost of property classified as nonutility operations should be included in Account 121.

4. Nonoperating Rental Income (Account 418) -- For each major item of miscellaneous property included in Account 121, Nonutility Property, which is not used in operations for which income is included in Account 417, but which is leased or rented to others, give name of lessee, brief description of property, effective date and expiration date of lease, amount of rent revenues, operating expenses classified as to operation, maintenance, depreciation, rents, amortization, and net income, before taxes, from the rentals. If the property is leased on a basis other than that of a fixed annual rental, state the method of determining the rental. Minor items may be grouped by classes, but the number of items so grouped should be shown. Designate any lessees which are associated companies.

5. Equity in earnings of subsidiary companies (Account 418.1) -- Report the utility's equity in the earnings or losses of each subsidiary company for the year.

6. Interest and Dividend Income (Account 419) -- Report interest and dividend income, before taxes, identified as to the asset account or group of accounts in which are included the assets from which the interest or dividend income was derived. Income derived from investments, Accounts 123, 124 and 136 may be shown in total. Income from sinking and other funds should be identified with the related special funds. Show also expenses included in Account 419 as required by the Uniform System of Accounts.

7. Miscellaneous Nonoperation Income (Account 421) -- Give the nature and source of each miscellaneous nonoperating income, and expense and the amount for the year. Minor items may be grouped by classes.

Line No.	Item (a)	Amount (b)
1		
2	INTEREST INCOME -- VARIOUS ACCOUNTS	1,270
3		
4		
5		
6		
7	REVENUE FROM MERCHANDISING	1,949
8		
9	EXPENSE OF MERCHANDISING	(862)
10		
11	MISCELLANEOUS NON-OPERATING INCOME	1,282
12		
13	GAIN(LOSS) ON DISPOSITION OF CAPITAL ASSETS	0
14		
15	TOTAL INCOME(LOSS) FROM EQUITY INVESTMENTS	2,369
16		
17		
18		
19		
20		
21		
22		

Name of Respondent Presque Isle Electric & Gas Co-op	This Report Is: (1) <input checked="" type="checkbox"/> An Original (2) <input type="checkbox"/> A Resubmission	Date of Report (Mo, Da, Yr) 4/30/2016	Year of Report 12/31/2015
---	---	---	------------------------------

GAIN OR LOSS ON DISPOSITION OF PROERTY (Account 421.1 and 421.2)

1. Give a brief description of property creating the gain or loss. Include name of party acquiring the property (when acquired by another utility or associated company) and the date transaction was completed. Identify property by type: Leased, Held for Future Use, or Nonutility.

2. Individual gains for losses relating to property with an original cost of less than \$100,000 may be grouped with the number of such transactions disclosed in column (a).

3. Give the date of Commission approval of journal entries in columns (b), when approval is required. Where approval is required but has not been received, give explanation following item in column (a). (See account 102, Utility Plant Purchased or Sold.)

Line No.	Description of Property (a)	Original Cost of Related Property (b)	Date Journal Entry Approved (When Required) (c)	Account 421.1 (d)	Account 421.2 (e)
1	Gain on disposition of property:				
2					
3	NONE				
4					
5					
6					
7					
8					
9					
10					
11					
12					
13					
14					
15					
16					
17	Total Gain				

Name of Respondent Presque Isle Electric & Gas Co-op	This Report Is: (1) <input checked="" type="checkbox"/> An Original (2) <input type="checkbox"/> A Resubmission	Date of Report (Mo, Da, Yr) 4/30/2016	Year of Report 12/31/2015
---	---	---	------------------------------

GAIN OR LOSS ON DISPOSITION OF PROERTY (Account 421.1 and 421.2) (continued)

Line No.	Description of Property (a)	Original Cost of Related Property (b)	Date Journal Entry Approved (When Required) (c)	Account 421.1 (d)	Account 421.2 (e)
18	Loss on disposing				
19					
20					
21					
22					
23					
24					
25					
26					
27					
28					
29					
30					
31					
32					
33					
34	Total Loss				

Name of Respondent Presque Isle Electric & Gas Co-op	This Report Is: (1) <input checked="" type="checkbox"/> An Original (2) <input type="checkbox"/> A Resubmission	Date of Report (Mo, Da, Yr) 4/30/2016	Year of Report 12/31/2015
---	---	---	------------------------------

**EXPENDITURES FOR CERTAIN CIVIC, POLITICAL AND RELATED ACTIVITIES
(Account 426.4)**

1. Report below all expenditures incurred by the respondent during the year for the purpose of influencing public opinion with respect to the election or appointment of public officials, referenda, legislation or ordinances (either with respect to the possible adoption of new referenda. Legislation or ordinances or repeal or modification of existing referenda, legislation or ordinances); approval, modification, or revocation of franchises; or for the purpose of influencing the decisions of public officials which are accounted for as Other Income Deductions, Expenditures for Certain Civic, Political and Related Activities, Account 426.4.

2. Advertising expenditures in this Account shall be classified according to subheadings, as follows:
(a) radio, television, and motion picture advertising; (b) newspaper, magazine, and pamphlet advertising; (c) letters or inserts in customer's bills; (d) inserts in

reports to stockholders; (e) newspaper and magazine editorial services; and (f) other advertising.

3. Expenditures within the definition of paragraph (1), other than advertising shall be reported according to captions or descriptions clearly indicating the nature and purpose of the activity.

4. If respondent has not incurred any expenditures contemplated by the instructions of Account 426.4, so state.

5. For reporting years which begin during the calendar year 1963 only, minor amounts may be grouped by classes if the number of items so grouped is shown.

NOTE: The classification of expenses as nonoperating and their inclusion in this amount is for accounting purposes. It does not preclude Commission consideration of proof to the contrary for ratemaking or other purposes.

Line No.	Item (a)	Amount (b)
1	NONE	
2		
3		
4		
5		
6		
7		
8		
9		
10		
11		
12		
13		
14		
15		
16		
17		
18		
19		
20		
21		
22		
23		
24		
25		
26		
27		
28		
29		
30		
32		
32		

Name of Respondent Presque Isle Electric & Gas Co-op	This Report Is: (1) <input checked="" type="checkbox"/> An Original (2) <input type="checkbox"/> A Resubmission	Date of Report (Mo, Da, Yr) 4/30/2016	Year of Report 12/31/2015
---	---	---	------------------------------

REGULATORY COMMISSION EXPENSES

1. Report particulars (details) of regulatory commission expenses incurred during the current year (or incurred in previous years, if being amortized) relating to formal cases before a regulatory body, or cases in which such a body was a party.
 2. In columns (b) and (c), indicate whether the expenses were assessed by a regulatory body or were otherwise incurred by the utility.

Line No.	Description (Furnish name of regulatory commission or body, the docket or case number, and a description of the case). (a)	Assessed by Regulatory Commission (b)	Expenses of Utility (c)	Total Expenses to Date (d)	Deferred in Account 186 at Beginning of Year (e)
1					
2					
3					
4					
5					
6					
7					
8					
9					
10					
11					
12					
13					
14					
15					
16					
17					
18					
19					
20					
21					
22					
23					
24					
25					
26					
27					
28					
29					
30					
31					
32					
33					
34					
35					
36					
37					
38					
39					
40					
41					
42					
43					
44					
45					
46	TOTAL				

Name of Respondent Presque Isle Electric & Gas Co-op	This Report Is: (1) <input checked="" type="checkbox"/> An Original (2) <input type="checkbox"/> A Resubmission	Date of Report (Mo, Da, Yr) 4/30/2016	Year of Report 12/31/2015
---	---	---	------------------------------

REGULATORY COMMISSION EXPENSES (Continued)

3. Show in column (k) any expenses incurred in prior years which are amortized. List in column (a) the period of amortization.

4. The totals of columns (e), (i), (k), and (l) must agree with the totals shown at the bottom of page 233

5. List in column (f), (g), and (h) expenses incurred during year which were charged currently to income, plant, or other accounts.

6. Minor items (less than \$25,000 may be grouped.

EXPENSES INCURRED DURING YEAR			AMORTIZED DURING YEAR			Deferred in Account 186, End of Year (l)	Line No.
CHARGED CURRENTLY TO			Deferred to Account 186 (i)	Contra Account (j)	Amount (k)		
Department (f)	Account No. (g)	Amount (h)					
							1
							2
							3
							4
							5
							6
							7
							8
							9
							10
							11
							12
							13
							14
							15
							16
							17
							18
							19
							20
							21
							22
							23
							24
							25
							26
							27
							28
							29
							30
							31
							32
							33
							34
							35
							36
							37
							38
							39
							40
							41
							42
							43
							44
							45
							46

Name of Respondent Presque Isle Electric & Gas Co-op	This Report Is: (1) <input checked="" type="checkbox"/> An Original (2) <input type="checkbox"/> A Resubmission	Date of Report (Mo, Da, Yr) 4/30/2016	Year of Report 12/31/2015
---	---	---	------------------------------

RESEARCH, DEVELOPMENT, AND DEMONSTRATION ACTIVITIES

1. Describe and show below costs incurred and accounts charged during the year for technological research, development, and demonstration (R, D & D) projects initiated, continued, or concluded during the year. Report also support given to others during the year for jointly-supported projects. (Identify recipient regardless of affiliation.) For any R, D & D work carried on by the respondent in which there is a sharing of costs with others, show separately the respondent's cost for the year and cost chargeable to others. (See definition of research, development, and demonstration in Uniform System of Accounts).

2. Indicate in column (a) the applicable classification, as shown below. Classifications:

A. Gas R, D & D Performed Internally

(1) Pipeline

a. Design

b. Efficiency

(2) Compressor Station

a. Design

b. Efficiency

(3) System Planning, Engineering, and Operation

(4) Transmission Control and Dispatching

(5) LNG Storage and Transportation

(6) Underground Storage

(7) Other Storage

(8) New Appliances and New Uses

(9) Gas Exploration, Drilling, Production, and Recovery

(10) Coal Gasification

(11) Synthetic Gas

(12) Environmental Research

(13) Other (*Classify and Include Items in Excess of \$5,000.*)

(14) Total Cost Incurred

Line No.	Classification (a)	Description (b)
1	NONE	
2		
3		
4		
5		
6		
7		
8		
9		
10		
11		
12		
13		
14		
15		
16		
17		
18		
19		
20		
21		
22		
23		
24		
25		
26		
27		
28		
29		
30		
31		
32		
33		
34		
35		
36		
37		
38		

Name of Respondent Presque Isle Electric & Gas Co-op	This Report Is: (1) <input checked="" type="checkbox"/> An Original (2) <input type="checkbox"/> A Resubmission	Date of Report (Mo, Da, Yr) 4/30/2016	Year of Report 12/31/2015
--	---	---	------------------------------

RESEARCH, DEVELOPMENT, AND DEMONSTRATION ACTIVITIES (Continued)

B. Gas, R, D & D Performed Externally
 (1) Research Support to American Gas Association
 (2) Research Support to Others (*Classify*)
 (3) Total Cost Incurred

3. Include in column (c) all R, D & D items performed internally and in column (d) those items performed outside the company costing \$5,000 or more, briefly describing the specific area of R, D & D (such as safety, corrosion control, pollution, automation, measurement, insulation, type of appliance, etc.). Group items under \$5,000 by classifications and indicate the number of items grouped. Under Other, (A.(13) and B.(2) classify items by type of R, D&D activity.

4. Show in column (e) the account number charged with expenses during the year or the account to which amounts were capitalized during the year, listing Account 107 (Construction Work in Progress) first. Show in column (f) the amounts related to the account charged in column (e).

5. Show in column (g) the total unamortized accumulation of costs of projects. This total must equal the balance in Account 188 *Research, Development, and Demonstration Expenditures* outstanding at the end of the year.

6. If costs have not been segregated for R, D & D activities or projects, submit estimates for columns (c), (d) and (f) with such amounts identified by "Est."

7. Report separately research and related testing facilities operated by the respondent.

Costs Incurred Internally Current Year (c)	Externally Current Year (d)	AMOUNTS CHARGED IN CURRENT YEAR		Unamortized Accumulation (g)	Line No.
		Account (e)	Amount (f)		
					1
					2
					3
					4
					5
					6
					7
					8
					9
					10
					11
					12
					13
					14
					15
					16
					17
					18
					19
					20
					21
					22
					23
					24
					25
					26
					27
					28
					29
					30
					31
					32
					33
					34
					35
					36
					37
					38

Name of Respondent Presque Isle Electric & Gas Co-op	This Report Is: (1) <input checked="" type="checkbox"/> An Original (2) <input type="checkbox"/> A Resubmission	Date of Report (Mo, Da, Yr) 4/30/2016	Year of Report 12/31/2015
---	---	---	------------------------------

DISTRIBUTION OF SALARIES AND WAGES

Report below the distribution of total salaries and wages for the year. Segregate amounts originally charged to clearing accounts to *Utility Departments, Construction, Plant Removals, and Other Accounts*, and enter such amounts in the appropriate lines and columns provided. In determining the segregation of salaries and wages originally charged to clearing accounts, a method of approximation giving substantially correct results may be used.

Line No.	Classification (a)	Direct Payroll Distribution (b)	Allocation of Payroll Charged for Clearing Accounts (c)	Total (d)
1	Electric			
2	Operation			
3	Production			
4	Transmission			
5	Distribution	246,004		
6	Customer Accounts	502,771		
7	Customer Service and Informational	14,828		
8	Sales			
9	Administration and General	502,738		
10	TOTAL Operation (Total of lines 3 thru 9)	1,266,341		
11	Maintenance			
12	Production			
13	Transmission			
14	Distribution	1,017,698		
15	Administration and General			
16	TOTAL Maint. (Total of lines 12 thru 14)	1,017,698		
17	Total Operation and Maintenance			
18	Production (Total lines 3 and 12)	0		
19	Transmission (Total of lines 4 and 13)	0		
20	Distribution (Total of lines 5 and 14)	1,263,702		
21	Customer Accounts (Line 6)	502,771		
22	Customer Service and Informational (Line 7)	14,828		
23	Sales (Line 8)	0		
24	Administration and General (Total of lines 9 and 15)	502,738		
25	TOTAL Oper. And Maint. (Total of lines 18 thru 24)	2,284,039		2,284,039
26	Gas			
27	Operation			
28	Production-Manufactured Gas			
29	Production-Nat. Gas (including Expl. And Dev.)			
30	Other Gas Supply			
31	Storage, LNG Terminating and Processing			
32	Transmission			
33	Distribution	166,728		
34	Customer Accounts	141,913		
35	Customer Service and Informational	3,713		
36	Sales	0		
37	Administration and General	106,081		
38	TOTAL Operation (Total of lines 28 thru 37)	418,435		
39	Maintenance			
40	Production-Manufactured Gas			
41	Production-Natural Gas			
42	Other Gas Supply			
43	Storage, LNG Terminating and Processing			
44	Transmission			
45	Distribution	75,458		
46	Administrative and General			
47	TOTAL Maint. (Total of lines 40 thru 46)	75,458		

Name of Respondent		This Report Is:	Date of Report	Year of Report
Presque Isle Electric & Gas Co-op		(1) <input checked="" type="checkbox"/> An Original (2) <input type="checkbox"/> A Resubmission	(Mo, Da, Yr) 4/30/2016	12/31/2015
DISTRIBUTION OF SALARIES AND WAGES (Continued)				
Line No.	Classification (a)	Direct Payroll Distribution (b)	Allocation of Payroll Charged for Clearing Accounts (c)	Total (d)
	Gas (Continued)			
48	Total Operation and Maintenance			
49	Production--Manufactured Gas (Lines 28 and 40)			
50	Production--Natural Gas (Including Expl. And Dev.)			
51	Other Gas Supply (Lines 30 and 42)			
52	Storage, LNG Terminating and Processing			
53	Transmission (Lines 32 and 44)			
54	Distribution (Lines 33 and 45)	242,186		
55	Customer Accounts (Line 34)	141,913		
56	Customer Service and Informational (Line 35)	3,713		
57	Sales (Line 36)	0		
58	Administrative and General (Lines 37 and 46)	106,081		
59	TOTAL Operation and Maint. (Total of lines 49 thru 58)	493,893		493,893
60	Other Utility Departments			
61	Operation and Maintenance			
62	TOTAL All Utility Dept. (Total of lines 25, 59, and 61)	2,777,932		2,777,932
63	Utility Plant			
64	Construction (By Utility Departments)			
65	Electric Plant	1,053,534		1,053,534
66	Gas Plant	321,336		321,336
67	Other	0		0
68	TOTAL Construction (Total of lines 65 thru 67)	1,374,870		1,374,870
69	Plant Removal (By Utility Departments)			
70	Electric Plant	121,015		121,015
71	Gas Plant	0		0
72	Other	0		0
73	TOTAL Plant Removal (Total of lines 70 thru 72)	121,015		121,015
74	Other Accounts (Specify)			
75				
76	MISCELLANEOUS	863,626		863,626
77				
78				
79				
80				
81				
82				
83				
84				
85				
86				
87				
88				
89				
90				
91				
92				
93				
94				
95	TOTAL Other Accounts	863,626		863,626
96	TOTAL SALARIES AND WAGES	5,137,443		5,137,443

Name of Respondent Presque Isle Electric & Gas Co-op	This Report Is: (1) <input checked="" type="checkbox"/> An Original (2) <input type="checkbox"/> A Resubmission	Date of Report (Mo, Da, Yr) 4/30/2016	Year of Report 12/31/2015
---	---	---	------------------------------

COMMON UTILITY PLANT AND EXPENSES

<p>1. Furnish a schedule describing the property carried in the utility's accounts as common utility plant and showing the book cost of such plant at end of year classified by accounts as provided by Plant Instruction 14, Common Utility Plant, of the Uniform System of Accounts. Such schedule also shall show the allocation of such plant costs to the respective departments using the common utility plant, explain the basis of allocation used, and give the allocation factors.</p> <p>2. Furnish a schedule of the accumulated provisions for depreciation and amortization at end of year, showing the amounts and classifications of such accumulated provision, and amounts allocated to utility departments using the common utility plant to which</p>	<p>such accumulated provisions relate including explanation of basis of allocation and factors used.</p> <p>3. Furnish a schedule showing for the year the expenses of operation, maintenance, rents, depreciation and amortization of common utility plant classified by accounts as provided by the Uniform System of Accounts. Such schedule also shall show the allocation of such expenses to the departments using the common utility plant to which such expenses are related, explain the basis of allocation used, and give the factors of allocation.</p> <p>4. Give date of approval by the Commission for use of the common utility plant classification and reference to order of the Commission or other authorization.</p>
---	---

Line No.	
1	
2	
3	NOT APPLICABLE
4	
5	
6	
7	
8	
9	
10	
11	
12	
13	
14	
15	
16	
17	
18	
19	
20	
21	
22	
23	
24	
25	
26	
27	
28	
29	
30	
31	
32	
33	
34	
35	

Name of Respondent Presque Isle Electric & Gas Co-op	This Report Is: (1) <input checked="" type="checkbox"/> An Original (2) <input type="checkbox"/> A Resubmission	Date of Report (Mo, Da, Yr) 4/30/2016	Year of Report 12/31/2015
---	---	---	------------------------------

CHARGES FOR OUTSIDE PROFESSIONAL AND OTHER CONSULTATIVE SERVICES

1. Report the information specified below for all charges made during the year included in any account (including plant accounts) for outside consultative and other professional services. (These services include rate, management, construction, engineering research, financial, valuation, legal, accounting, purchasing, advertising, labor relations, and public relations, rendered the respondent under written or oral arrangement, for which aggregate payments were made during the year to any corporation, partnership, organization or any kind, or individual (other than for services as an employee or for payments made for medical and related services) amounting to more than \$50,000, including payments for legislative services, except those which should be reported in Account 426.4, Expenditures for Certain civic, Political and Related Activities.)

(a) Name and address of person or organization rendering services.
(b) description of services received during year and project or case to which services relate,
(c) basis of charges,
(d) total charges for the year, detailing utility department and account charged.

2. For any services which are of a continuing nature, give the date and term or contract and date of Commission authorization, if contract received Commission approval.

3. Designate with an asterisk associated companies.

Line No.	Name / Address	Service	Basis of Charges	Acct #	Amount
1	NONE				
2					
3					
4					
5					
6					
7					
8					
9					
10					
11					
12					
13					
14					
15					
16					
17					
18					
19					
20					
21					
22					
23					
24					
25					
26					
27					
28					
29					
30					
31					
32					
33					
34					
35					

Name of Respondent Presque Isle Electric & Gas Co-op	This Report Is: (1) <input checked="" type="checkbox"/> An Original (2) <input type="checkbox"/> A Resubmission	Date of Report (Mo, Da, Yr) 4/30/2016	Year of Report 12/31/2015
---	---	---	------------------------------

SUMMARY OF COSTS BILLED TO ASSOCIATED COMPANIES

- | | |
|--|--|
| <p>1. In column (a) report the name of the associated company.</p> <p>2. In column (b) describe the affiliation (percentage ownership, etc.).</p> <p>3. In column (c) describe the nature of the goods and</p> | <p>services provided (administrative and general expenses, dividends declared, etc.).</p> <p>4. In column (d) and (e) report the amount classified to operating income and the account(s) in which reported.</p> |
|--|--|

Line No.	Company (a)	Affiliation (b)	Description Nature of Goods and Services (c)	Account Number (d)	Amount Classified to Operating Income (e)
1					
2					
3					
4					
5					
6					
7					
8					
9					
10					
11					
12					
13					
14					
15					
16					
17					
18					
19					
20					
21					
22					
23					
24					
25					
26					
27					
28					
29					
30					
TOTAL					

Name of Respondent Presque Isle Electric & Gas Co-op	This Report Is: (1) <input checked="" type="checkbox"/> An Original (2) <input type="checkbox"/> A Resubmission	Date of Report (Mo, Da, Yr) 4/30/2016	Year of Report 12/31/2015
---	---	---	------------------------------

SUMMARY OF COSTS BILLED TO ASSOCIATED COMPANIES (Continued)

5. In columns (f) and (g) report the classified to non-operating income and the account(s) in which reported.

6. In columns (h) and (i) report the amount classified to the balance sheet and the account(s) in which reported.

7. In column (j) report the total.

8. In column (k) indicate the pricing method (cost, per contract terms, etc).

Account Number (f)	Amount Classified to Non-Operating Income (g)	Account Number (h)	Amount Classified to Balance Sheet (i)	Total (j)	Pricing Method (k)	Line No.
						1
						2
						3
						4
						5
						6
						7
						8
						9
						10
						11
						12
						13
						14
						15
						16
						17
						18
						19
						20
						21
						22
						23
						24
						25
						26
						27
						28
						29
						30

Name of Respondent Presque Isle Electric & Gas Co-op	This Report Is: (1) <input checked="" type="checkbox"/> An Original (2) <input type="checkbox"/> A Resubmission	Date of Report (Mo, Da, Yr) 4/30/2016	Year of Report 12/31/2015
---	---	---	------------------------------

SUMMARY OF COSTS BILLED FROM ASSOCIATED COMPANIES

- | | |
|--|--|
| <p>1. In column (a) report the name of the associated company.</p> <p>2. In column (b) describe the affiliation (percentage ownership, etc.).</p> <p>3. In column (c) describe the nature of the goods and</p> | <p>services provided (administrative and general expenses, dividends declared, etc.).</p> <p>4. In column (d) and (e) report the amount classified to operating income and the account(s) in which reported.</p> |
|--|--|

Line No.	Company (a)	Affiliation (b)	Description Nature of Goods and Services (c)	Account Number (d)	Amount Classified to Operating Income (e)
1					
2					
3					
4					
5					
6					
7					
8					
9					
10					
11					
12					
13					
14					
15					
16					
17					
18					
19					
20					
21					
22					
23					
24					
25					
26					
27					
28					
29					
30					
TOTAL					

Name of Respondent Presque Isle Electric & Gas Co-op	This Report Is: (1) <input checked="" type="checkbox"/> An Original (2) <input type="checkbox"/> A Resubmission	Date of Report (Mo, Da, Yr) 4/30/2016	Year of Report 12/31/2015
---	---	---	------------------------------

SUMMARY OF COSTS BILLED FROM ASSOCIATED COMPANIES (Continued)

5. In columns (f) and (g) report the classified to non-operating income and the account(s) in which reported.

6. In columns (h) and (i) report the amount classified to the balance sheet and the account(s) in which reported.

7. In column (j) report the total.

8. In column (k) indicate the pricing method (cost, per contract terms, etc).

Account Number (f)	Amount Classified to Non-Operating Income (g)	Account Number (h)	Amount Classified to Balance Sheet (i)	Total (j)	Pricing Method (k)	Line No.
						1
						2
						3
						4
						5
						6
						7
						8
						9
						10
						11
						12
						13
						14
						15
						16
						17
						18
						19
						20
						21
						22
						23
						24
						25
						26
						27
						28
						29
						30

Name of Respondent Presque Isle Electric & Gas Co-op	This Report Is: (1) <input checked="" type="checkbox"/> An Original (2) <input type="checkbox"/> A Resubmission	Date of Report (Mo, Da, Yr) 4/30/2016	Year of Report 12/31/2015
---	---	---	------------------------------

NATURAL GAS RESERVES AND LAND ACREAGE

1. Report below particulars (details) concerning the remaining recoverable saleable gas reserves and natural gas land acreage at end of year. Designate gas reserves on acreage acquired before October 8, 1969, and reserves on acreage acquired after October 7, 1969.

2. Classify the gas reserves and related land and land rights and costs under the sub-headings: (a) Producing Gas Lands, and (B) Non-producing Gas Lands. Provide a total for each classification.

3. For producing gas lands, report the required information alphabetically by State, County, or offshore area, and field.

If the field name is not assigned, report as "unnamed." Identify offshore fields according to their location in State or Federal domains by using the letter "S" for State domain, and "F" for Federal domain in column (a). For column (b), enter the zone number if applicable. The land, leasehold, and gas rights costs so reported should agree with the amounts carried under Account 101, *Gas Plant in Service*, as a reported for Accounts 325.1, 325.2, and 325.3 on pages 204-205. In column (e) show for each field the year and remaining recoverable saleable gas reserves available to respondent from owned lands, leaseholds, and gas rights.

Line No.	OFFSHORE AREA		Name of Field or Block (c)	Name of State/County/Offshore Area (d)	Recoverable Gas Reserves (Thousand Mcf) (e)	OWNED LANDS
	Domain (a)	Zone (b)				Acres (f)
1			A. PRODUCING GAS LANDS			
2						
3						
4						
5						
6						
7						
8						
9						
10						
11						
12						
13						
14						
15						
16						
17						
18						
19						
20						
21						
22						
23						
24						
25						
26						
27						
28						
29						
30						
31						
32						
33						
34						
35						
36						
37						
38						
39						
40	TOTAL					

Name of Respondent Presque Isle Electric & Gas Co-op	This Report Is: (1) <input checked="" type="checkbox"/> An Original (2) <input type="checkbox"/> A Resubmission	Date of Report (Mo, Da, Yr) 4/30/2016	Year of Report 12/31/2015
--	---	---	------------------------------

NATURAL GAS RESERVES AND LAND ACREAGE (Continued)

4. For non-producing gas lands, report the required information alphabetically by State, County, or offshore area by blocks. Report offshore lands in the same manner as producing gas lands. The land, leasehold, and gas rights costs reported should agree with the amounts carried under Accounts 105, *Gas Plant Held for Future Use*, and 105.1 *Production Properties Held for Future Use*, and reported in total on pages 214 and 215. Do not report estimates of gas reserves (column (e)) for unproven fields; however, if the company made estimates for such lands and normally includes such estimates in stating its reserve position in connecting with proposed financing and for managerial and other purposes, include such estimates on this page.

5. Report the cost of lands, leaseholds, and gas rights in accordance with the provisions of the Uniform System of Accounts for Natural Gas Companies.

6. For column (j) and (k), do not duplicate acreages reported for owned lands and leaseholds. Designate with an asterisk royalty interests separately owned.

7. Indicate by footnote whether acres reported are gross acres or net acres based on proportion of ownership in jointly owned tracts.

8. Do not include oil mineral interests in the cost of acreage reported.

9. Report volumes on a pressure base of 14.73 psia at 60°F.

OWNED LANDS (Cont.)	LEASEHOLDS		OWNED GAS RIGHTS		TOTAL		Line No.
	Cost (g)	Acres (h)	Cost (i)	Acres (j)	Cost (k)	Acres (l)	
							1
							2
							3
							4
							5
							6
							7
							8
							9
							10
							11
							12
							13
							14
							15
							16
							17
							18
							19
							20
							21
							22
							23
							24
							25
							26
							27
							28
							29
							30
							31
							32
							33
							34
							35
							36
							37
							38
							39
						TOTAL	40

Name of Respondent Presque Isle Electric & Gas Co-op	This Report Is: (1) <input checked="" type="checkbox"/> An Original (2) <input type="checkbox"/> A Resubmission	Date of Report (Mo, Da, Yr) 4/30/2016	Year of Report 12/31/2015
---	---	---	------------------------------

CHANGES IN ESTIMATED HYDROCARBON RESERVES AND COSTS, AND NET REALIZED VALUE

1. Report changes during the year in recoverable saleable reserves of the respondent located on acreage acquired after October 7, 1969. Have the reported reserves attested to every three years by an Independent appraiser. File the attestation with the Commission along with this report. If the reserves, at the time the reserve determination is made, significantly differ from those reported on this page, file a reconciliation and explanation of such differences along with the attestation.

2. For any important changes in the estimated reserves due to purchases, sales, or exchanges of lands, leaseholds, or rights, furnish on page 505 a brief explanation of the transactions and reserves involved. Also, explain the criteria used to estimate the net realizable value of reserves.

3. For column (d), report the reserves and changes associated with lands, leaseholds, and rights included in Account 105.1 *Production Properties Held for Future Use*. (See *Gas Plant Accounts Instruction 7G of the U.S. of A.*)

4. Report pressure base of gas volumes at 14.73 psia at 60°F.

5. For line 16 base the net realizable value of hydrocarbon reserves on the current selling price of the hydrocarbon reserves less estimated costs of extraction, completion, and disposal.

Line No.	Items (a)	Total Reserves Gas (Thousands Mcf) (b)	Lands, Leaseholds and Rights		Total Reserves Oil and Liquids (Barrels) (e)	Investment (Net Book Value) (f)
			In Service Gas (Thousands Mcf) (c)	Held for Future Use Gas (Thousands Mcf) (d)		
1	Estimated Recoverable Reserves at Beginning of Year					
2	ADDITIONS					
3	Purchases and Exchanges of Lands Leaseholds, and Rights					
4	Transfers from Reserves Held for Future Use					
5	Upward Revision of Basic Reserve Estimates (<i>Explain in a footnote</i>)					
6	Other Increases (<i>Explain in a footnote</i>)					
7	TOTAL Additions (<i>Lines 3 thru 6</i>)					
8	DEDUCTIONS					
9	Production During Year					
10	Sales and Exchanges of Lands, Leaseholds, and Rights					
11	Transfers of Reserves Held for Future Use to Reserves in Service					
12	Downward Revision of Estimates of Recoverable Reserves (<i>Explain in a footnote</i>)					
13	Other Decreases (<i>Explain in a footnote</i>)					
14	TOTAL Deductions (<i>Lines 9 thru 13</i>)					
15	Estimates Recoverable Reserves at End of Year (<i>Enter Total of lines 1, 7, and 14</i>)					

16 Net Realizable Value at End of Reporting Year (*Explain on page 505*): \$

NOTES

Name of Respondent Presque Isle Electric & Gas Co-op	This Report Is: (1) <input checked="" type="checkbox"/> An Original (2) <input type="checkbox"/> A Resubmission	Date of Report (Mo, Da, Yr) 4/30/2016	Year of Report 12/31/2015
--	---	---	------------------------------

HYDROCARBON RESERVES AND COSTS, AND NET REALIZABLE VALUE (Continued)

Explain below items for which explanations are required on page 504, Changes in Estimated Hydrocarbon Reserves and Costs, and Net Realizable Value. For line 16 on page 504, explain the criteria used to estimate such value and provide an explanation of any significant revision in the value of the reserves, other than from addition of new reserves.

Name of Respondent Presque Isle Electric & Gas Co-op	This Report Is: (1) <input checked="" type="checkbox"/> An Original (2) <input type="checkbox"/> A Resubmission	Date of Report (Mo, Da, Yr) 4/30/2016	Year of Report 12/31/2015
---	---	---	------------------------------

COMPRESSOR STATIONS

<p>1. Report below particulars (details) concerning compressor stations. Use the following subheadings: field compressor stations, products extraction compressor stations, underground storage compressor stations, transmission compressor stations, distribution compressor stations, and other compressor stations.</p>	<p>2. For column (a), indicate the production areas where such stations are used. Relatively small field compressor stations may be grouped by production areas. Show the number of stations grouped. Designate any station held under a title other than full ownership. State in a footnote the name of owner or co-owner, the nature of the respondent's title, and percent of ownership,</p>
---	--

Line No.	Name of Station and Location (a)	Number of Employees (b)	Plant Cost (c)
1			
2			
3			
4			
5			
6			
7			
8			
9			
10			
11			
12			
13			
14			
15			
16			
17			
18			
19			
20			
21			
22			
23			
24			
25			
26			
27			
28			
29			
30			
31			
32			
33			
34			
35			
36			
37			
38			
39			
40			
41			

Name of Respondent Presque Isle Electric & Gas Co-op	This Report Is: (1) <input checked="" type="checkbox"/> An Original (2) <input type="checkbox"/> A Resubmission	Date of Report (Mo, Da, Yr) 4/30/2016	Year of Report 12/31/2015
---	---	---	------------------------------

COMPRESSOR STATIONS (Continued)

If jointly owned. Designate any station that was not operated during the past year. State in a footnote whether the book cost of such station has been retired in the books of account, or what disposition of the station and its book costs are contemplated. Designate any compressor units in transmission compressor stations installed and put into operation during the year and show in a footnote the size of each such unit, and the date each such unit was placed in operation.

3. For column (d) include the type of fuel or power, if other than natural gas. If two types of fuel or power are used, show separate entries for natural gas and the other fuel or power.

Expenses (Except depreciation and taxes)		Gas for Compressor Fuel Mcf (14.73 psia at 60°F)	Operation Date			Line No.
Fuel or Power (d)	Other (e)		Total Compressor Hours of Operation During Year (g)	No. of Compressors Operated at Time of Station Peak (h)	Date of Station Peak (f)	
						1
						2
						3
						4
						5
						6
						7
						8
						9
						10
						11
						12
						13
						14
						15
						16
						17
						18
						19
						20
						21
						22
						23
						24
						25
						26
						27
						28
						29
						30
						31
						32
						33
						34
						35
						36
						37
						38
						39
						40
						41

Name of Respondent Presque Isle Electric & Gas Co-op	This Report Is: (1) <input checked="" type="checkbox"/> An Original (2) <input type="checkbox"/> A Resubmission	Date of Report (Mo, Da, Yr) 4/30/2016	Year of Report 12/31/2015
---	---	---	------------------------------

GAS AND OIL WELLS

1. Report below the particulars (details) concerning gas and oil wells of the respondent which are either producing or capable of production. (gas wells, oil wells, combination wells). Designate any wells not operated during the past year, and in a footnote state whether the book cost of such wells, or any portion thereof, has been retired in the books of account, or what disposition of the wells and their book cost is contemplated.

2. Report the required information alphabetically by states. List wells located offshore separately.

3. For column (a), under separate headings, list gas wells first, oil wells second, and combination wells third. Combination wells are wells producing or capable of production from one or more oil reservoirs and also from one or more gas reservoirs. Enter totals for each of the headings

4. In column (f), report well reclassified during the year as oil wells, gas wells, or combination wells. Show additions in black and deductions enclosed in parentheses. The total additions equal the total deductions.

Line No.	Location of Wells (a)	Number of Wells Beginning of Year (b)	ADDITIONS DURING YEAR			Wells Reclassified (f)	REDUCTIONS DURING YEAR			Number of Wells at End of Year (j)
			Successful Wells Drilled (c)	Wells Purchased (d)	Total (c + d) (e)		Wells Abandoned (g)	Wells Sold (h)	Total (g + h) (i)	
1										
2										
3										
4										
5										
6										
7										
8										
9										
10										
11										
12										
13										
14										
15										
16										
17										
18										
19										
20										
21										
22										
23										
24										
25										
26										
27										
28										
29										
30										
31										
32										
33										
34										
35										
36										
37										
38										
39										
40										

BLANK PAGE

Name of Respondent Presque Isle Electric & Gas Co-op	This Report Is: (1) <input checked="" type="checkbox"/> An Original (2) <input type="checkbox"/> A Resubmission	Date of Report (Mo, Da, Yr) 4/30/2016	Year of Report 12/31/2015
GAS STORAGE PROJECTS			
1. Report particulars (details) for total gas storage projects. 2. Total storage plant (column b) should agree with amounts reported by the respondent in Acct's 350.1 to 364.8 inclusive (pages 206-207).		3. Give particulars (details) of any gas stored for the benefit of another company under a gas exchange arrangement or on basis of purchase and resale to other company. Designate with an asterisk if other company is an associated company.	
Line No.	Item (a)	Total Amount (b)	
1	Natural Gas Storage Plant		
2	Land and Land Rights		
3	Structures and Improvements		
4	Storage Wells and Holders		
5	Storage Lines		
6	Other Storage Equipment		
7	TOTAL (Enter Total of Lines 2 Thru 6)		
8	Storage Expenses		
9	Operation		
10	Maintenance		
11	Rents		
12	TOTAL (Enter Total of Lines 9 Thru 11)		
13	Storage Operations (In Mcf)		
14	Gas Delivered to Storage		
15	January		
16	February		
17	March		
18	April		
19	May		
20	June		
21	July		
22	August		
23	September		
24	October		
25	November		
26	December		
27	TOTAL (Enter Total of Lines 15 Thru 26)		
28	Gas Withdrawn from Storage		
29	January		
30	February		
31	March		
32	April		
33	May		
34	June		
35	July		
36	August		
37	September		
38	October		
39	November		
40	December		
41	TOTAL (Enter Total of Lines 29 Thru 40)		

Name of Respondent Presque Isle Electric & Gas Co-op		This Report Is: (1) <input checked="" type="checkbox"/> An Original (2) <input type="checkbox"/> A Resubmission	Date of Report (Mo, Da, Yr) 4/30/2016	Year of Report 12/31/2015
GAS STORAGE PROJECTS (Continued)				
Line No.	Item (a)	Total Amount (b)		
	Storage Operations <i>(In Mcf)</i>			
42	Top or Working Gas End of Year			
43	Cushion Gas (Including Native Gas)			
44	Total Gas in Reservoir <i>(Enter Total of Line 42 and Line 43)</i>			
45	Certified Storage Capacity			
46	Number of Injection -- Withdrawl Wells			
47	Number of Observation Wells			
48	Maximum Day's Withdrawl from Storage			
49	Date of Maximum Day's Withdrawl			
50	LNG Terminal Companies (In Mcf)			
51	Number of Tanks			
52	Capacity of Tanks			
53	LNG Volumes			
54	a) Received at "Ship Rail"			
55	b) Transferred to Tanks			
56	c) Withdrawn from Tanks			
57	d) "Boil Off" Vaporization Loss			
58	e) Converted to Mcf at Tailgate of Terminal			

Name of Respondent Presque Isle Electric & Gas Co-op	This Report Is: (1) <input checked="" type="checkbox"/> An Original (2) <input type="checkbox"/> A Resubmission	Date of Report (Mo, Da, Yr) 4/30/2016	Year of Report 12/31/2015
---	---	---	------------------------------

DISTRIBUTION AND TRANSMISSION LINES

- | | |
|---|---|
| <p>1. Report below by States the total miles of pipe lines operated by respondent at end of year.</p> <p>2. Report separately any lines held under a title other than full ownership. Designate such lines with an asterisk and in a footnote state the name of owner, or co-owner, nature of respondent's title, and percent ownership if jointly owned.</p> | <p>3. Report separately any line that was not operated during the past year. Enter in a footnote the particulars (details) and state whether the book cost of such a line, or any portion thereof, has been retired in the books of account, or what disposition of the lines and its book costs are contemplated.</p> <p>4. Report the number of miles of pipe to one decimal point.</p> |
|---|---|

Line No.	Designation (Identification) of Line or Group of Lines (a)	Total Miles of Pipe (to 0.1) (b)
1		
2	DISTRIBUTION MAINS	645.4
3		
4		
5		
6		
7		
8		
9		
10		
11		
12		
13		
14		
15		
16		
17		
18		
19		
20	TOTAL	645.4

BLANK PAGE
(Next page is 516)

Name of Respondent Presque Isle Electric & Gas Co-op	This Report Is: (1) <input checked="" type="checkbox"/> An Original (2) <input type="checkbox"/> A Resubmission	Date of Report (Mo, Da, Yr) 4/30/2016	Year of Report 12/31/2015
---	---	---	------------------------------

LIQUEFIED PETROLEUM GAS OPERATIONS

1. Report the information called for below concerning plants which produce gas from liquefied petroleum gas (LPG).
 2. For column (a), give city and State or such other designation necessary to locate plant on a map of the respondent's system.
 3. For column (b) and (c), the plant cost and operation and maintenance expenses of any liquefied petroleum gas installation which is only adjunct of a manufactured gas plant, may include or exclude (as appropriate) the plant cost and expenses of any plant used jointly with the manufactured gas facilities on the basis of predominant use, indicate in a footnote how the plant cost and expenses for the liquefied petroleum plant described above are reported.

Line No.	Location of Plant and Year Installed (City, state, etc.) (a)	Cost of Plant (Land struct. equip.) (b)	Expenses	
			Oper. Maintenance, Rents etc. (c)	Cost of LPG Used (d)
1	NOT APPLICABLE			
2				
3				
4				
5				
6				
7				
8				
9				
10				
11				
12				
13				
14				
15				
16				
17				
18				
19				
20				
21				
22				
23				
24				
25				
26				
27				
28				
29				
30				
31				
32				
33				
34				
35				
36				
37				
38				
39				
40	TOTAL			

Name of Respondent Presque Isle Electric & Gas Co-op	This Report Is: (1) <input checked="" type="checkbox"/> An Original (2) <input type="checkbox"/> A Resubmission	Date of Report (Mo, Da, Yr) 4/30/2016	Year of Report 12/31/2015
--	---	---	------------------------------

LIQUEFIED PETROLEUM GAS OPERATIONS (Continued)

Designate any plant held under a title other than full ownership and in a footnote state name of owner or co-owner, nature of respondent's title, and percent ownership if jointly owned.

4. For column (g) report the Mcf that is mixed with natural gas or which is substituted for deliveries normally made from natural gas. Natural gas means either natural gas unmixed or any mixture of natural and manufactured gas or mixture of natural gas and gasified LPG.

5. If any plant was not operated during the past year, give particulars (details) in a footnote, and state whether the book cost of such plant, or any portion thereof, has been retired in the books of account, or what disposition of the plant and its book cost is contemplated.

6. Report pressure base of gas at 14.73 psia at 60 °F. Indicate the Btu content in a footnote.

Gallons of LPG Used (e)	Gas Produced		LPG Storage Cap. Gallons (h)	Function of Plant (Base load, peaking, etc.) (f)	Line No.
	Amount of Mcf (f)	Amount of Mcf Mixed with Natural Gas (g)			
					1
					2
					3
					4
					5
					6
					7
					8
					9
					10
					11
					12
					13
					14
					15
					16
					17
					18
					19
					20
					21
					22
					23
					24
					25
					26
					27
					28
					29
					30
					31
					32
					33
					34
					35
					36
					37
					38
					39
					40

Name of Respondent Presque Isle Electric & Gas Co-op	This Report Is: (1) <input checked="" type="checkbox"/> An Original (2) <input type="checkbox"/> A Resubmission	Date of Report (Mo, Da, Yr) 4/30/2016	Year of Report 12/31/2015
---	---	---	------------------------------

DISTRIBUTION SYSTEM PEAK DELIVERIES

1. Report below the total distribution system deliveries of gas, excluding deliveries to storage, for the periods of system peak deliveries indicated below during the calendar year.

2. Report Mcf on press base of 14.73 psia at 60°F.

Line No.	Item (a)	Day/Month (b)	Amount of Mcf (c)	Curtailments on Day/Month Indicated (d)
Section A. Three Highest Days of System Peak Deliveries				
1	Date of Highest Day's Deliveries	2/19/2015		
2	Deliveries to Customers Subject to MPSC Rate Schedules			
3	Deliveries to Others		7,103	
4	TOTAL		7,103	
5	Date of Second Highest Day's Deliveries	2/14/2015		
6	Deliveries to Customers Subject to MPSC Rate Schedules			
7	Deliveries to Others		6,933	
8	TOTAL		6,933	
9	Date of Third Highest Day's Deliveries	2/15/2015		
10	Deliveries to Customer Subject to MPSC Rate Schedules			
11	Deliveries to Others		6,847	
12	TOTAL		6,847	
Section B. Highest Consecutive 3-Day System Peak Deliveries (and Supplies)				
13	Dates of Three Consecutive Days Highest System Peak Deliveries	2/14/2015		
		2/15/2015		
		2/16/2015		
14	Deliveries to Customer Subject to MPSC Rate Schedules			
15	Deliveries to Others		19,126	
16	TOTAL		19,126	
17	Supplies from Line Pack			
18	Supplies from Underground Storage			
19	Supplies from Other Peaking Facilities			
Section C. Highest Month's System Deliveries				
20	Month of Highest Month's System Deliveries	FEBRUARY, 2015		
21	Deliveries to Customer Subject to MPSC Rate Schedules			
22	Deliveries to Others		149,698	
23	TOTAL		149,698	

Name of Respondent Presque Isle Electric & Gas Co-op	This Report Is: (1) <input checked="" type="checkbox"/> An Original (2) <input type="checkbox"/> A Resubmission	Date of Report (Mo, Da, Yr) 4/30/2016	Year of Report 12/31/2015
---	---	---	------------------------------

AUXILIARY PEAKING FACILITY

1. Report below auxiliary facilities of the respondent for meeting seasonal peak demands on the respondent's system, such as underground storage projects, liquefied petroleum gas installations, gas liquefaction plants, oil gas sets, etc.

2. For column (c), for underground storage projects, report the delivery capacity on February 1 of the heating season overlapping the year-end for which this report is submitted. For other facilities, report the rated maximum daily delivery capacities.

3. For column (d), include or exclude (as appropriate) the cost of any plant used jointly with another facility on the basis of predominant use, unless the auxiliary peaking facility is a separate plant as contemplated by general Instruction 12 of the Uniform System of Accounts.

	Location of Facility (a)	Type of Facility (b)	Maximum Daily Delivery Capacity of Facility, Mcf at 14.73 psia at 60° (c)	Cost of Facility (In dollars) (d)	Was Facility Operated on Day of Highest Transmission Peak Delivery?	
					Yes (e)	No (f)
1	NOT APPLICABLE					
2						
3						
4						
5						
6						
7						
8						
9						
10						
11						
12						
13						
14						
15						
16						
17						
18						
19						
20						
21						
22						
23						
24						
25						
26						
27						
28						
29						
30						
31						
32						
33						
34						
35						
36						
37						
38						
39						
40						
41						
42						

Name of Respondent Presque Isle Electric & Gas Co- op	This Report Is: (1) <input checked="" type="checkbox"/> An Original (2) <input type="checkbox"/> A Resubmission	Date of Report (Mo, Da, Yr) 4/30/2016	Year of Report 12/31/2015
---	---	---	------------------------------

SYSTEM MAPS

1. Furnish 5 copies of a system map (one with each filed copy of this report) of the facilities operated by the respondent for the production, gathering, transportation, and sale of natural gas. New maps need not be furnished if no important change has occurred in the facilities operated by the respondent since the date of the maps furnished with a previous year's annual report. If, however, maps are not furnished for this reason, reference should be made in the space below to the year's annual report with which the maps were furnished.

2. Indicate the following information on the maps:

- (a) Transmission lines--colored in red, if they are not otherwise clearly indicated.
- (b) Principal pipeline arteries of gathering systems.
- (c) Sizes of pipe in principal pipelines shown on map.
- (d) Normal directions of gas flow--indicated by arrows.
- (e) Location of natural gas fields or pools in which the respondent produces or purchases natural gas.

(f) Locations of compressor stations, product extraction plants, stabilization plants, important purification plants, underground storage areas, recycling areas, etc.

(g) Important main line interconnections with other natural gas is received or delivered and name of connecting company.

(h) Principal communities in which respondent renders local distribution service.

3. In addition, show on each map: graphic scale to which map is drawn; date as of which the map represents the facts it purports to show; a legend giving all symbols and abbreviations used; designations of facilities leased to or from another company, and giving name of such other company.

4. Maps not larger than 24 inches square are desired. If necessary, however, submit larger maps to show essential information. Fold the maps to size not larger than this report. Bind the maps to the report.

THERE HAVE BEEN NO SIGNIFICANT CHANGES SINCE THE LAST MAPS WERE SUBMITTED.

SYSTEM MAPS WERE LAST SUBMITTED FOR THE 2007 OPERATING YEAR.

Name of Respondent Presque Isle Electric & Gas Co-op	This Report Is: (1) <input checked="" type="checkbox"/> An Original (2) <input type="checkbox"/> A Resubmission	Date of Report (Mo, Da, Yr) 4/30/2016	Year of Report 12/31/2015
--	---	---	------------------------------

FOOTNOTE DATA

Page No. (a)	Line No. (b)	Column No. (c)	Comments (d)

BLANK PAGE

INDEX

<u>Schedule</u>	<u>Page No.</u>
Abandoned leases	326
Accrued and prepaid taxes	262-263
Accounts receivable	228A
Accumulated Deferred Income Taxes	234-235, 272-5 276A-B, 277
Accumulated provisions for depreciation of common utility plant	356
utility plant	219
utility plant (summary)	200-201
Advances	
for gas	229
from associated companies	256-257
from customers for construction	268
to associated companies	222-223
Amortization	
miscellaneous	340
of nonutility property	221
of other gas plant in service	336-338
and depletion of production natural gas land and land rights	336-338
Appropriations of Retained Earnings	118-119
Assets, miscellaneous current & accrued	268
Associated Companies	
advances from	256-257
advances to	222-223
control over respondent	102
corporations controlled by respondent	103
interest on debt to	256-257
investment in	222-223
payables to	206B
receivables from	228B
service contracts charges	357
summary of costs billed to	358-359
summary of costs billed from	360-361
Attestation	1
Balance Sheet	
comparative	110-113
notes to	122-123
Bonds	256-257
Calculation of Federal Income Taxes	261C-D
Capital Stock	250-251
discount	254
expenses	254
installments received	252
liability for conversion	252
premiums	252
required	250-251
subscribed	252
Cash flows, statement of	120-121
Changes	
important during year	108-109
Charges for outside professional and other consultative services	357
Civic activities, expenditures for	343
Compressor stations	508-509

INDEX

<u>Schedule</u>	<u>Page No.</u>
Construction	
overheads, gas	217
overhead procedures, general description of	218
work in progress - common utility plant	356
work in progress - gas	216
work in progress - other utility departments	200-201
Consultative services, charges for	357
Control	
corporation controlled by respondent	103
over respondent	102
security holders and voting powers	106-107
Corporation	
controlled by respondent	103
incorporated	101
CPA, background information on	101
CPA Certification, this report form	i-ii
Current and accrued liabilities, miscellaneous	268
Deferred	
credits, other	269
debits, miscellaneous	233
income taxes, accumulated - accelerated amortization property	272-273
income taxes, accumulated - other property	274-275
income taxes, accumulated - other	276A-B
income taxes, accumulated - pollution control facilities	234-235
income taxes, accumulated - temporary	277
regulatory expenses	350-351
Definitions, this report form	iii-iv
Demonstration and development, research	352-353
Depletion	
amortization and depreciation of gas plant	336-338
and amortization of producing natural gas land and land rights	336-338
Depreciation and amortization	
of common utility plant	356
of gas plant	219, 336-338
Directors	105
Discount of capital stock	254
Discount - premium on long-term debt	256-257
Disposition of property, gain or loss	342A-B
Distribution Lines	514
Distribution of salaries and wages	354-355
Dividend appropriations	118-119
Earnings, Retained	118-119
Exchange Gas Transactions	328-330
Expenses	
gas operation and maintenance	320-325
gas operation and maintenance (nonmajor)	320N-324N
gas operation and maintenance, summary	325
unamortized debt	256-257
Exploration and development expenses	326
Extraordinary property losses	230
Filing requirements, this report form	i-ii
Footnote Data	551

INDEX

<u>Schedule</u>	<u>Page No.</u>
Gains	
on disposition of property	342A-B
unamortized, on reacquired debt	260
Gas	
advances	229
exchanged, natural	328-330
production and gathering statistics, natural	506
purchases, natural and other	327
reserves , land acreage, natural gas	500-501
stored underground	220
used in utility operations, credit	331
plant in service	202-212B
General description of construction overhead procedure	218
General information	101
General instructions	ii-iii
Identification	101
Important Changes during year	108-109
Income	
deductions - details	256-259, 340
from utility plant leased to others	339
statement of, by departments	114-117
statement of, for the year (see also revenues)	114-117
Incorporation information	101
Installments received on capital stock	252
Interest	
charges, on debt to associated companies	340
charges, other	340
charges, paid on long-term debt, advances, etc.	256-257
received from investments, advances, etc.	222-223
Investment tax credits, accumulated deferred	266-267
Investment tax credits generated and utilized	264-265
Investments	
in associated companies	222-223
nonutility property	221
other	222-223
securities disposed of during year	222-223
subsidiary companies	224-225
temporary cash	222-223
Law, excerpts applicable to this report form	i-iv
Legal proceedings during year	108-109
Leases	
income from utility plant leased to others	339
lease rentals charged	333A-D
Liabilities, miscellaneous current & accrued	268
Liquefied petroleum gas operation	516-517
List of schedules, this report form	2-4
Long-term debt	256-257
Losses-Extraordinary property	230
Losses	
on disposition of property	342A-B
operating, carryforward	117C
unamortized, on reacquired debt	260
Management and engineering contracts	357
Map, system	522

INDEX

<u>Schedule</u>	<u>Page No.</u>
Materials and supplies	228C
Miscellaneous general expenses	335
Nonutility property	221
Notes	
payable	260A
payable, advances from associated companies	256-257
receivable	228A
to balance sheet	122-123
to statement of cash flow	122-123
to statement of income	122-123
to statement of retained earnings	122-123
Number of Gas Department Employees	325
Officers and officers' salaries	104
Oil and gas wells, number of	510
Operating	
expenses - gas	320-325
expenses - gas (summary)	325
loss carryforward	117C
revenues - gas	300-301
Operation and maintenance expenses (nonmajor)	320N-324N
Other	
donations received from stockholders	253
gains on resale or cancellation of reacquired capital stock	253
income accounts	341
miscellaneous paid-in capital	253
other supplies expense	334
paid-in capital	253
reduction in par or stated value of capital stock	253
regulatory assets	232
regulatory liabilities	278
Outside services, charges for	357
Overhead, construction - gas	217
Payables, to associated companies	260B
Peak, deliveries, distribution system, Mcf	518
Peaking facilities, auxiliary	519
Plant, Common utility	
accumulated provision for depreciation	356
acquisition adjustments	356
allocated to utility departments	356
completed construction not classified	356
construction work in progress	356
expenses	356
held for future use	356
in service	356
leased to others	356
Plant data	217-218
	336-338
	500-519
Plant - gas	
accumulated provision for depreciation	219
construction work in progress	216
held for future use	214
in service	204-212B
leased to others	213

INDEX

<u>Schedule</u>	<u>Page No.</u>
Plant - utility	
and accumulated provisions (summary)	200-201
leased to others, income from	339
Political activities, expenditures for	343
Pollution control facilities, accumulated deferred income taxes	234-235
Preliminary survey and investigation charges	231
Premium and discount on long-term debt	256-257
Premium on capital stock	252
Prepaid gas purchases under purchase agreements	226-227
Prepaid taxes	262-263
Prepayments	230
Production	
properties held for future use	215
Professional services, charges for	357
Property - losses, extraordinary	230
Purchased gas	327, 327A-B
Reacquired	
capital stock	250-251
debt, unamortized loss and gain on	260
long-term debt	256-257
Receivables	
from associated companies	228B
notes and accounts	228A
Receivers' certificates	256-257
Reconciliation of deferred income tax expense	117A-B
Reconciliation of reported net income with taxable income	
for Federal income taxes	261A-B
Regulatory Assets, Other	232
Regulatory Commission Expenses Deferred	233, 350-351
Regulatory Commission Expenses For Year	350-351
Regulatory Liabilities, Other	278
Rent	
from lease of utility plant	339
lease rentals charged	333A-D
Research, development and demonstration activities	352-353
Reserves	
changes in estimated hydrocarbon	504-505
natural gas land acreage	500-501
Retained Earnings	
amortization reserve, Federal	119
appropriated	118-119
statement of, for year	118-119
unappropriated	118-119
Revenues	
from natural gas processed by others	315
from transportation of gas of others	312-313
gas operating	300-301
Salaries and wages	
director fees	105
distribution of	354-355
officers'	104

INDEX

<u>Schedule</u>	<u>Page No.</u>
Sales	
gasoline - extracted from natural gas	315
natural gas - for resale	310A-B
products extracted from natural gas	315
Schedules, this report form	2-4
Securities	
disposed of during year	222-223
holders and voting powers	106-107
investment in associated companies	222-223
investment, others	222-223
investment, temporary cash	222-223
issued or assumed during year	255
refunded or retired during year	255
registered on a national exchange	250-251, 256-257
Service contract charges	357
Statement of cash flows	120-121
Statement of income for the year	114-117
Statement of retained earnings for the year	118-119
Stock liability for conversion	252
Storage of natural gas, underground	512-513
Supplies - materials and	228C
Survey and investigation, preliminary charges	231
System map	522
Taxes	
accrued and prepaid	262-263
accumulated deferred income - temporary	277
calculated of, federal	261C-D
charged during year	262-263
on income, deferred and accumulated	234-235, 272-275
reconciliation of deferred income tax expense	276A-B
reconciliation of net income with taxable income	117A-B 261A-B
Temporary cash investments	222-223
Transmission	
and compression of gas by others	332-333
lines	514
Transportation of gas of others - revenues	312-313
Unamortized	
debt discount	258-259
debt expense	258-259
loss and gain on reacquired debt	260
premium on debt	258-259
Uncollectible accounts, provision for	228A
Underground	
storage of natural gas, expense, operating data, plant	512-513
gas, stored	220
Unrecovered Plant and Regulatory Study Costs	230
Wells, gas and oil, number of	510