



Monthly Report

October 1, 2020 – October 31, 2020



Governor
Gretchen Whitmer



Executive Director
Andrew Brisbo



Director
Orlene Hawks

Table of Contents

Medical Marijuana Facility Licensing	4
1. Product Sales.....	4
2. Plants.....	4
3. Packages and Inventory.....	5
4. Transfers.....	5
5. Initial Applications	6
6. Renewal Applications.....	6
7. Application Processing Time	7
8. Actions Taken by the MRA.....	7
9. Complaints and Investigations.....	7
10. Number of Administrative Hearing Adjudications.....	8
11. Revenue and Expenses	8
12. Municipalities Opting In to the MMFLA.....	9
13. Demographic Information.....	9
Adult-Use Establishment Licensing	13
1. Product Sales.....	13
2. Plants.....	13
3. Packages and Inventory.....	14
4. Transfers.....	14
5. Initial Applications	15
6. Renewal Applications.....	16
7. Application Processing Time	17
8. Actions Taken by the MRA.....	18
9. Applications not Processed within Established Time Requirements.....	18
10. Complaints and Investigations.....	18
11. Number of Administrative Hearing Adjudications.....	19
12. Revenue and Expenses	19
13. Social Equity Applications	20
14. Social Equity Education & Outreach.....	21
15. Social Equity Application Assistance Provided.....	21
16. Municipalities Opting In or Out of MRTMA	21
17. Demographic Information.....	22
Medical Marijuana Registry Program	26
1. Initial Applications	26
2. Renewal Applications.....	26

3. Application Processing Time	26
4. Number of Applications Filed for Registry Identification Cards	26
5. Number of Qualifying Patients and Primary Caregivers Approved in Each County	27
6. Registry Identification Cards Revoked.....	28
7. Nature of the Debilitating Medical Conditions of the Qualifying Patients.....	28
8. Number of Physicians Providing Written Certifications for Qualifying Patients.....	29
9. Applications not Processed within Established Time Requirements	29
10. Revenue and Expenses	29

Medical Marijuana Facility Licensing

1. Product Sales

Sales by Product Type			
October 1 - October 31			
Product Type	Pounds Sold	Fluid Ounces Sold	Total Sales
Flower	4,325.36		\$19,925,962.33
Shake/Trim	489.98		\$1,214,756.98
Concentrate	242.05		\$3,673,762.84
Vape Cartridge	917.59		\$12,716,536.71
Kief	3.22		\$24,923.03
Infused-Edible	29,204.70		\$5,108,878.64
Infused Non-Edible Solid	888.81		\$298,365.11
Infused Liquid		9,406.67	\$339,735.34
Infused Non-Edible Liquid		992.72	\$21,976.83
October Total	36,071.71	10,399.39	\$43,324,897.81

Additional Sales Information	
October 1 - October 31	
Category	Amount
Sales To Date (Oct. 31)	\$694,595,831.00
Sales Deliveries	\$1,558,587.83
Average Retail Flower Price (oz.)	\$287.92

2. Plants

Plants	
Active Plants	
As of October 31, 2020	
Plant State	Number
Immature	51,137
Vegetative	57,936
Flowering	104,167

Destroyed & Harvested Plants	
October 1 – October 31	
Plant State	Number
Immature - Destroyed	20,273
Vegetative - Destroyed	8,417
Flowering - Destroyed	2,232
Plants Harvested	49,149

3. Packages and Inventory

Packages	
As of October 31, 2020	
Package State	Number
Active	280,120
On Hold	1,387
In Transit	1,030
October 1 – October 31	
Package State	Number
Finished	29,650

Inventory	
As of October 31, 2020	
Category	Amount (lbs.)
Flower at Growers (Test Passed)	7,708
Flower at Provisioning Centers	27,829
Flower at Processors	15,428
Fresh Frozen Flower at Processors	13,770
Concentrates at Processors	15,705
Infused Solids at Processors	132,009
Infused Liquids at Processors (Fl. Oz.)	204,248

4. Transfers

Products Shipped		
October 1 - October 31		
License Type	Pounds Shipped	Fluid Ounces Shipped
Grower Class A	4,573.22	0
Grower Class B	267.79	0
Grower Class C	36,151.21	615.57
Processor	54,505.96	23,880.93
Provisioning Center	981.74	140.74
Safety Compliance Facility	0	0
Secure Transporter	82,839.73	11,781.26

Transfers	
October 1 – October 31	
Transfer Type	Number
Completed	5,411
Voided	85

5. Initial Applications

Initial Applications			
October 1 - October 31			
License Type	Received	Approved	Denied
Prequalification	73	43	2
Grower Class A	3	5	0
Grower Class B	0	1	0
Grower Class C	13	24	0
Processor	5	6	0
Provisioning Center	16	18	1
Safety Compliance Facility	0	1	0
Secure Transporter	2	3	0
Total	112	101	3

6. Renewal Applications

Renewal Applications			
October 1 - October 31			
License Type	Received	Approved	Denied
Grower Class A	3	1	0
Grower Class B	0	0	0
Grower Class C	21	8	0
Processor	7	18	0
Provisioning Center	20	3	0
Safety Compliance Facility	0	1	0
Secure Transporter	2	1	0
Total	53	32	0

7. Application Processing Time

Application Processing Time (Calendar Days)		
October 1 - October 31		
License Type	Initial Applications	Renewal Applications
Prequalification	94.35	--
Grower Class A	43.40	46.43
Grower Class B	27.00	--
Grower Class C	138.63	30.59
Processor	88.00	28.80
Provisioning Center	152.50	51.51
Safety Compliance Facility	31.00	50.00
Secure Transporter	49.33	25.71
October Step 2 Average	121.09	--
October Total Average	109.55	43.14

8. Actions Taken by the MRA

Disciplinary Actions Taken by the MRA			
October 1 - October 31			
License Type	Warning	Formal Complaint	Final Order
Grower Class A	1	1	0
Grower Class B	0	0	0
Grower Class C	0	0	0
Processor	1	0	0
Provisioning Center	4	7	1
Safety Compliance Facility	0	0	0
Secure Transporter	0	0	0

9. Complaints and Investigations

Complaints and Investigations	
October 1 - October 31	
Enforcement & Legal Data	Amount
Number of Complains Received*	94
Number of Investigations Opened*	80
Number of Investigations Closed*	114
Average Time to Complete an Investigation* (Calendar Days)	46
Number of Enforcement Actions Taken*	22
* Includes both MMFL and AU data	

10. Number of Administrative Hearing Adjudications

Number of administrative hearing adjudications pertaining to each regulated activity.

Provided are all final orders for denials.

Approximate Amounts: 0

Number of administrative hearings pertaining to each regulated activity.

Provided are all the hearings that have been involved with the MRA, e.g., denials, lawsuits, etc.

Approximate Amounts:

Denials: 0

Litigation: 0

Circuit Court Appeals: 0

11. Revenue and Expenses

Application Fees	
October 1 - October 31	
Amount	
October	\$432,000

Regulatory Assessment Fees								
October 1 - October 31								
	Grower Class A	Grower Class B	Grower Class C	Processor	Provisioning Center	Safety Compliance Facility	Secure Transporter	Total
October	\$35,000	\$0	\$632,780	\$120,535	\$312,406	\$0	\$105,375	\$1,206,096

Renewal								
October 1 - October 31								
	Grower Class A	Grower Class B	Grower Class C	Processor	Provisioning Center	Safety Compliance Facility	Secure Transporter	Total
October	\$25,666	\$0	\$329,000	\$133,000	\$284,375	\$0	\$53,500	\$825,541

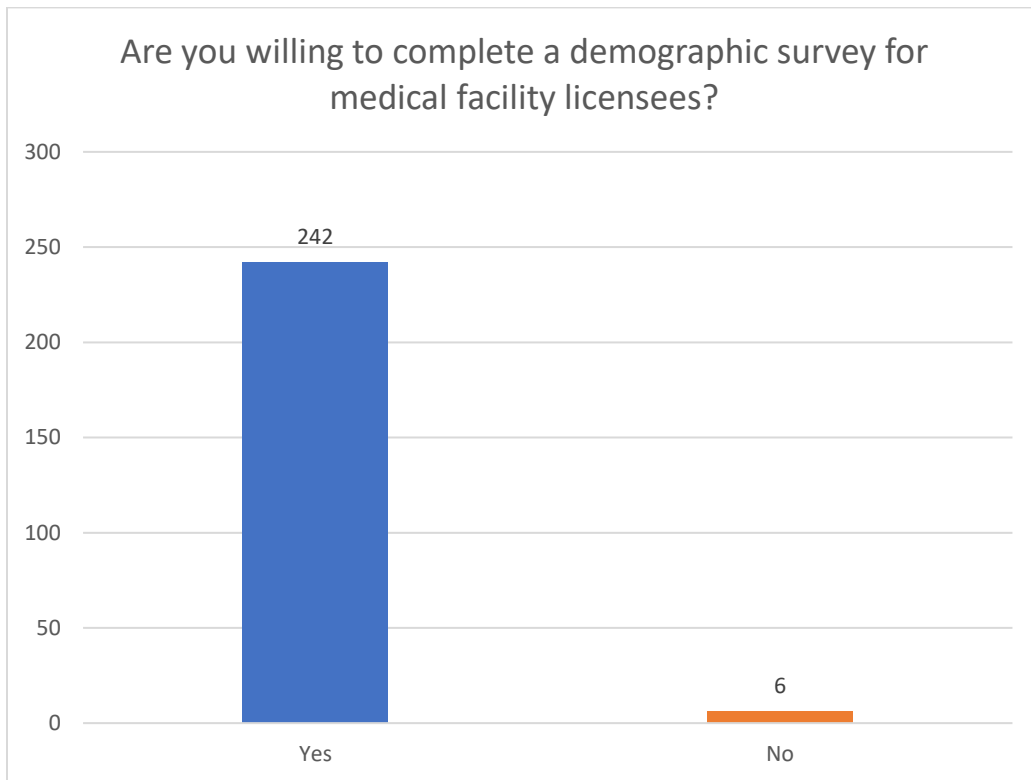
Total Licensing Revenue Collected	
October 1 - October 31	
Amount	
October	\$2,486,137

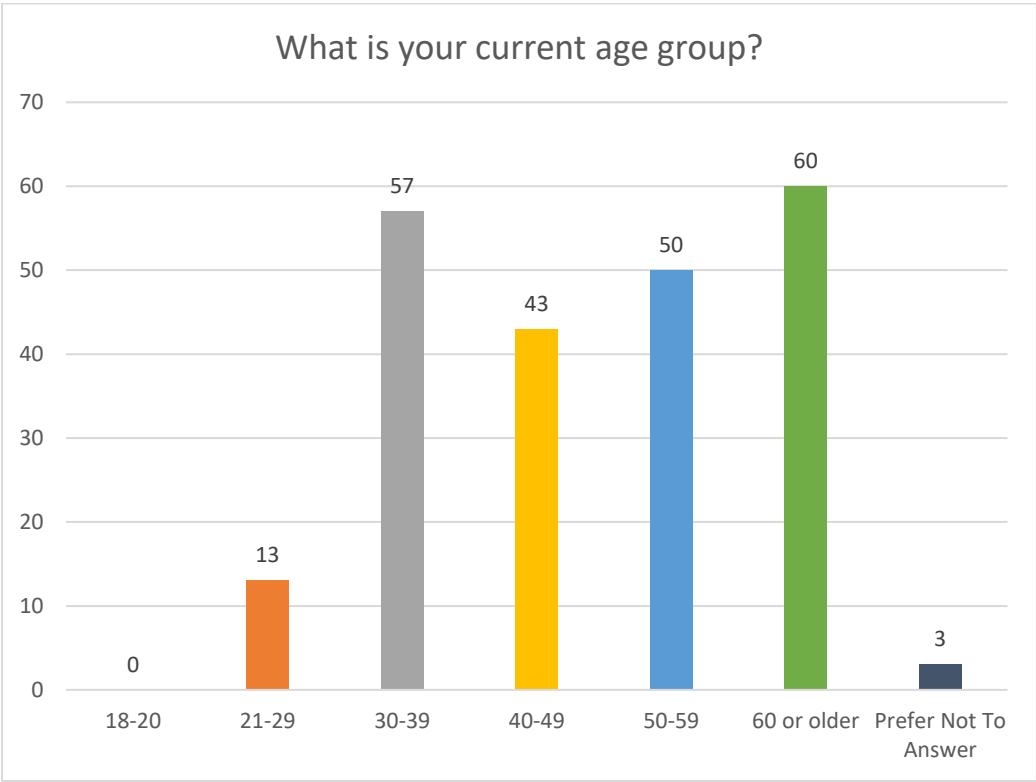
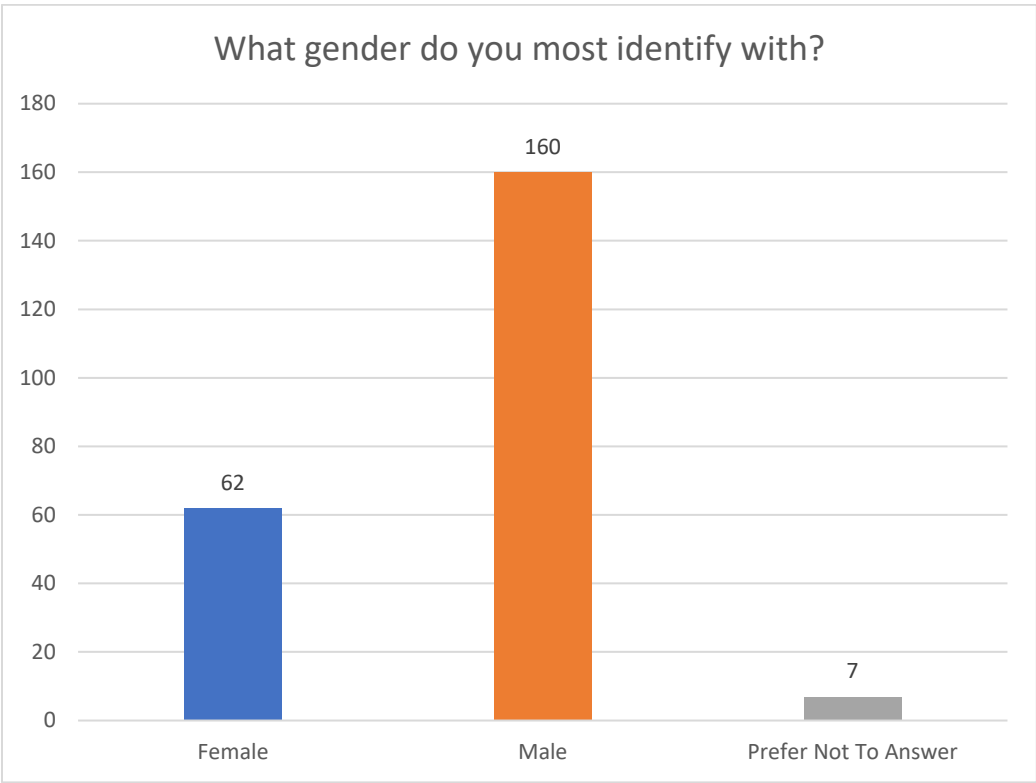
Expenses	
October 1 - October 31	
Amount	
State Employee Wages	\$343,239.80
State Employee Benefits	\$280,143.29
Materials and Equipment	\$1,027.23
All Other Costs	\$57,673.38
October Total	\$682,083.70

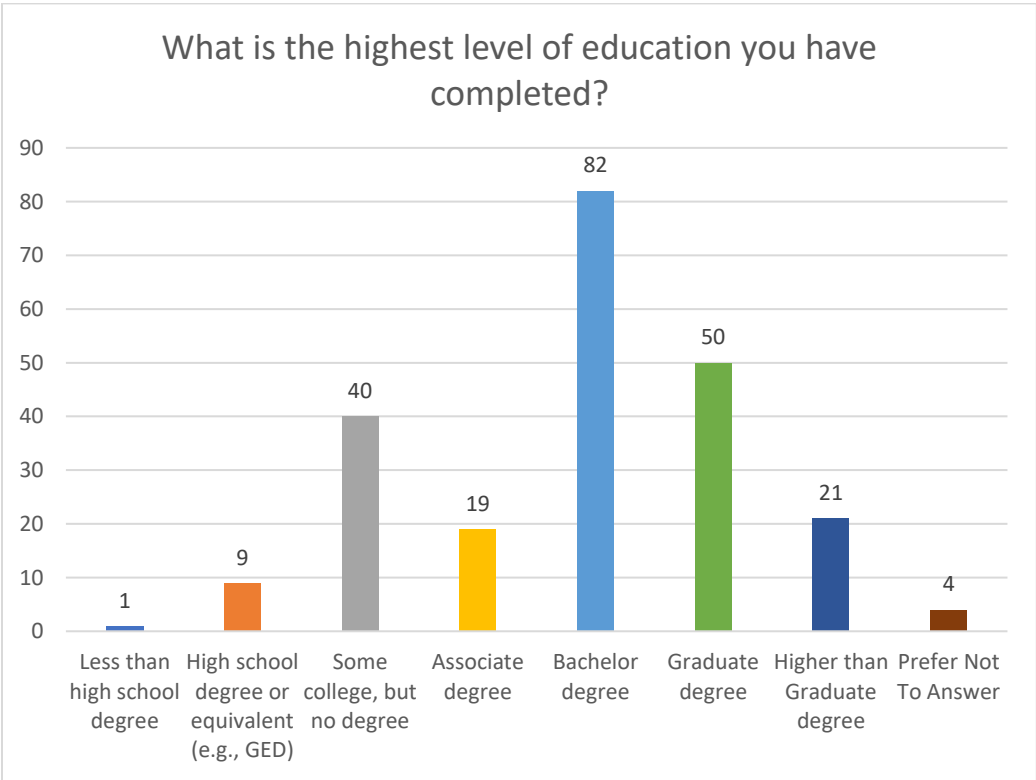
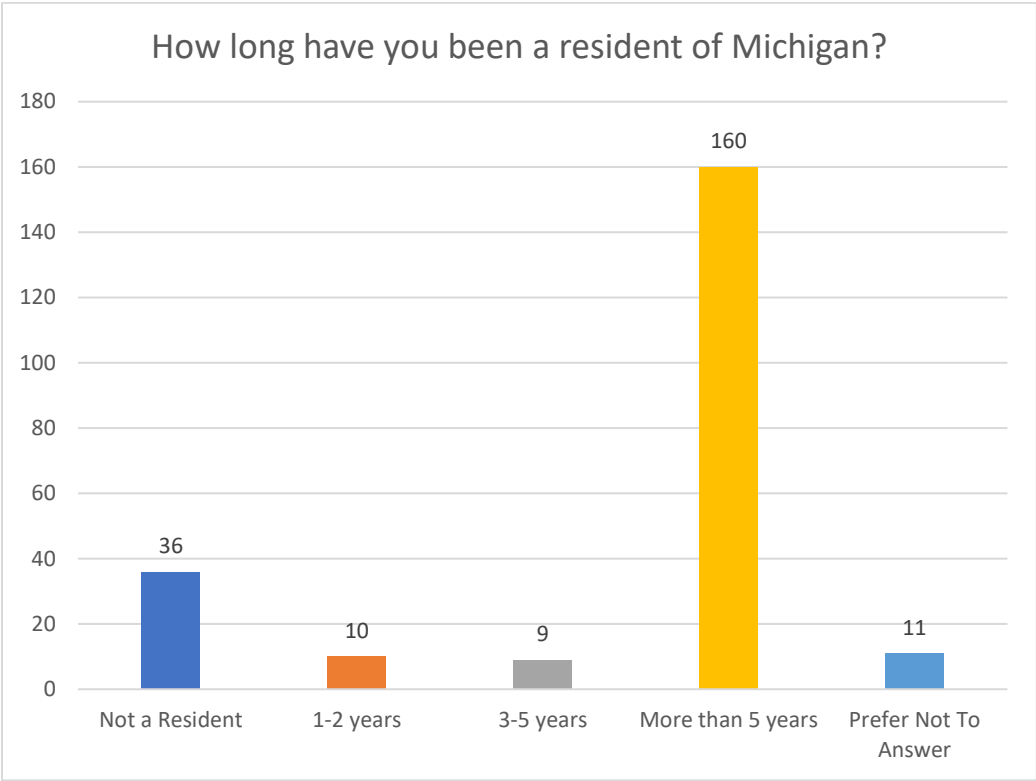
12. Municipalities Opted In to the MMFLA

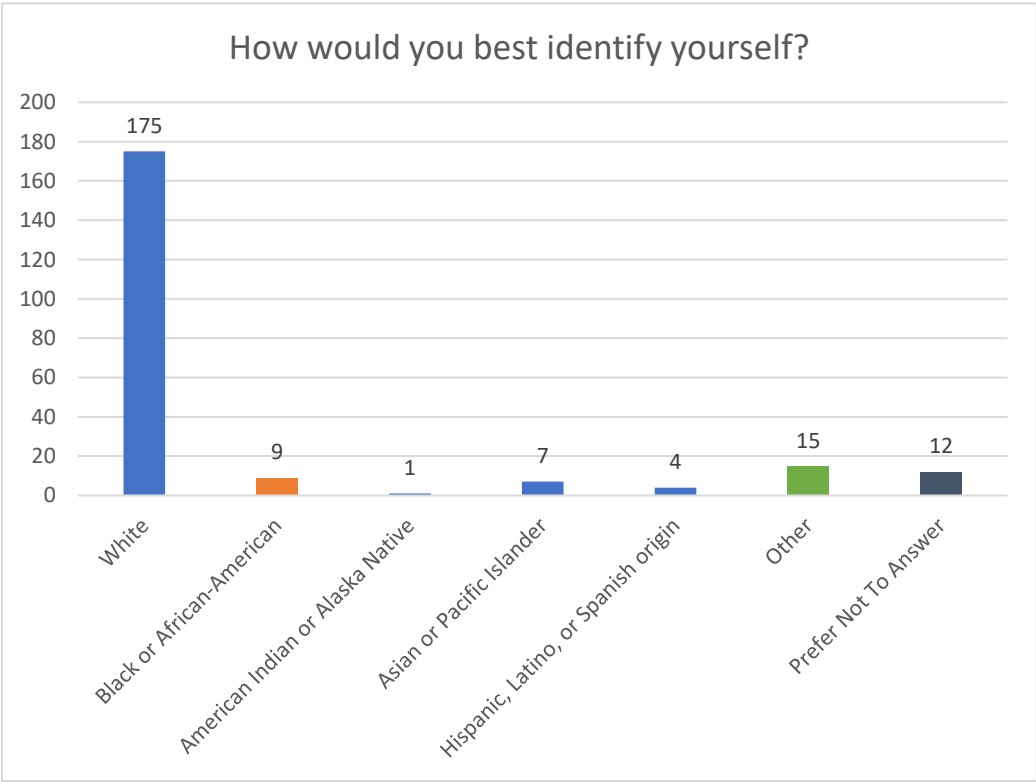
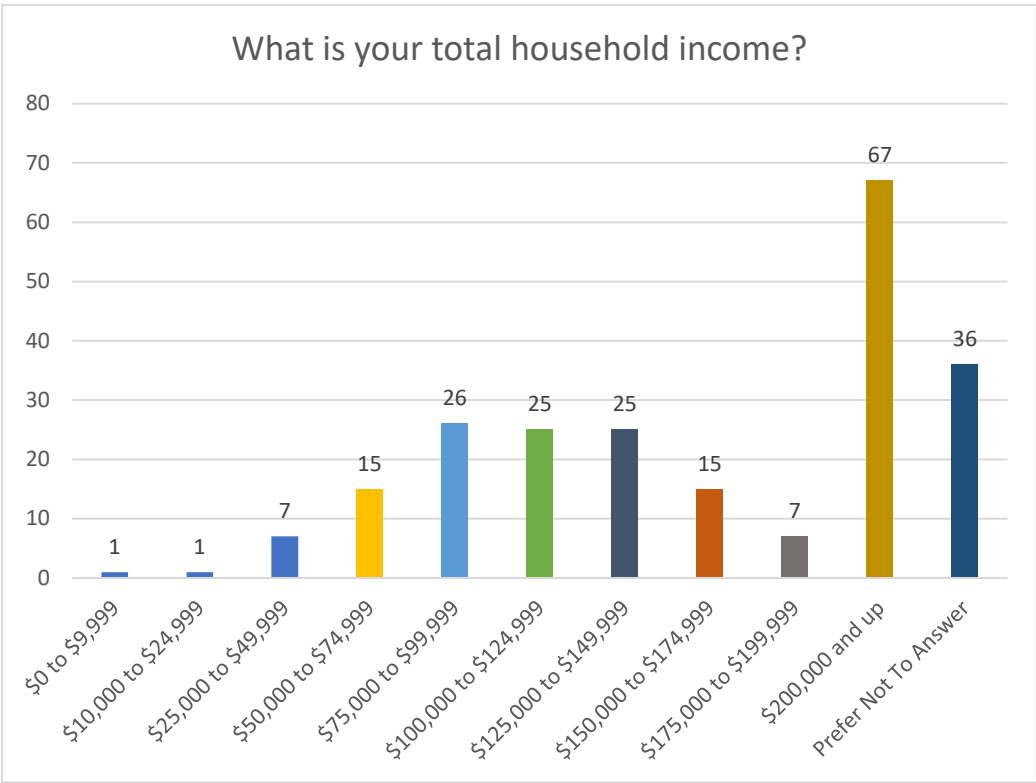
Municipalities
As of October 31, 2020
Opted In
151

13. Demographic Information









Adult-Use Establishment Licensing

1. Product Sales

Sales by Product Type			
October 1 - October 31			
Product Type	Pounds Sold	Fluid Ounces Sold	Total Sales
Flower	4,986.39		\$31,892,397.56
Shake/Trim	572.41		\$2,345,937.74
Concentrate	178.6		\$4,254,843.68
Vape Cartridge	218.74		\$9,425,952.40
Kief	4.94		\$62,461.52
Infused-Edible	46,697.30		\$10,923,732.41
Infused Non-Edible Solid	249.34		\$241,223.55
Infused Liquid		10,779.34	\$453,359.23
Infused Non-Edible Liquid		1944.53	\$56,238.56
October Total	52,907.72	12,723.87	\$59,656,146.65

Additional Sales Information	
October 1 - October 31	
Category	Amount
Sales To Date (Oct. 31)	\$400,617,206.00
Sales Deliveries	\$1,316,505.59
Average Retail Flower Price (oz.)	\$399.74

2. Plants

Plants	
Active Plants	
As of October 31, 2020	
Plant State	Number
Immature	36,063
Vegetative	57,863
Flowering	113,041

Destroyed & Harvested Plants	
October 1 - October 31	
Plant State	Number
Immature - Destroyed	12,634
Vegetative - Destroyed	8,722
Flowering - Destroyed	1,946
Plants Harvested	74,478

3. Packages and Inventory

Packages	
As of October 31, 2020	
Package State	Number
Active	144,718
On Hold	51
In Transit	710
October 1 - October 31	
Package State	Number
Finished	31,548

Inventory	
As of October 31, 2020	
Category	Amount (lbs.)
Flower at Growers (Test Passed)	10,918
Flower at Retailers	13,809
Flower at Processors	11,791
Fresh Frozen Flower at Processors	3,292
Concentrates at Processors	4,836
Infused Solids at Processors	45,179
Infused Liquids at Processors (Fl. Oz.)	47,895

4. Transfers

Shipped Products		
October 1 - October 31		
License Type	Shipped Pounds	Fluid Ounces Shipped
Class B Marijuana Grower	8.44	0
Class C Marijuana Grower	37,332.64	4,240.21
Excess Grower	2,771.93	0
Processor	84,992.68	30,614.25
Retailer	2,743.22	104.48
Safety Compliance Facility	1.21	0
Secure Transporter	112,238.70	30,891.69

Transfers	
October 1 - October 31	
Transfer Type	Number
Completed	5,115
Voided	86

5. Initial Applications

	Initial Applications		
	October 1 - October 31		
	Applications Received	Licenses Issued	Licenses Denied
Prequalification	56	37	0
Class A Marijuana Grower	0	0	0
Class B Marijuana Grower	1	1	0
Class C Marijuana Grower	7	10	0
Designated Consumption Establishment	0	0	0
Marijuana Event Organizer	0	0	0
Excess Grower	0	5	0
Microbusiness	0	0	0
Processor	5	2	0
Retailer	9	5	0
Safety Compliance Facility	1	2	0
Secure Transporter	0	0	0
Temporary Marijuana Event	0	0	0
Social Equity Class A Marijuana Grower	1	0	0
Social Equity Class B Marijuana Grower	1	1	0
Social Equity Class C Marijuana Grower	0	1	0
Social Equity Designated Consumption Establishment	0	0	0
Social Equity Marijuana Event Organizer	0	0	0
Social Equity Excess Grower	0	0	0
Social Equity Microbusiness	0	0	0
Social Equity Processor	0	0	0
Social Equity Retailer	0	0	0
Social Equity Safety Compliance Facility	0	0	0
Social Equity Secure Transporter	0	0	0
Social Equity Marijuana Temporary Event	0	0	0
October Total	81	64	0

6. Renewal Applications

	Renewal Applications		
	October 1 - October 31		
	Applications Received	Licenses Issued	Licenses Denied
Class A Marijuana Grower	0	0	0
Class B Marijuana Grower	0	0	0
Class C Marijuana Grower	1	0	0
Designated Consumption Establishment	0	0	0
Marijuana Event Organizer	2	2	0
Excess Grower	0	0	0
Microbusiness	0	0	0
Processor	1	1	0
Retailer	12	10	0
Safety Compliance Facility	1	1	0
Secure Transporter	1	1	0
Temporary Marijuana Event	0	0	0
October Total	18	15	0

7. Application Processing Time

Application Processing Days (Calendar Days)		
October 1 - October 31		
License Type	Initial Applications	Renewal Applications
Prequalification	14.67	--
Class A Marijuana Grower	--	--
Class B Marijuana Grower	35.00	--
Class C Marijuana Grower	45.20	--
Designated Consumption Establishment	--	--
Marijuana Event Organizer	--	0.00
Excess Grower	45.00	--
Microbusiness	--	--
Processor	41.00	8.62
Retailer	22.40	1.23
Safety Compliance Facility	40.00	0.32
Secure Transporter	--	2.58
Temporary Marijuana Event	--	--
Social Equity Class A Marijuana Grower	--	--
Social Equity Class B Marijuana Grower	28.00	--
Social Equity Class C Marijuana Grower	28.00	--
Social Equity Designated Consumption Establishment	--	--
Social Equity Marijuana Event Organizer	--	--
Social Equity Excess Grower	--	--
Social Equity Microbusiness	--	--
Social Equity Processor	--	--
Social Equity Retailer	--	--
Social Equity Safety Compliance Facility	--	--
Social Equity Secure Transporter	--	--
Social Equity Temporary Marijuana Event	--	--
October Step 2 Average	38.59	--
October Total Average	24.76	1.58

8. Actions Taken by the MRA

Disciplinary Actions Taken by the MRA			
October 1 - October 31			
License Type	Warning	Formal Complaint	Final Order
Class A Marijuana Grower	0	0	0
Class B Marijuana Grower	0	0	0
Class C Marijuana Grower	1	1	0
Designated Consumption Establishment	0	0	0
Marijuana Event Organizer	0	0	0
Excess Grower	0	0	0
Microbusiness	0	0	0
Processor	0	0	0
Retailer	6	0	1
Safety Compliance Facility	0	0	0
Secure Transporter	0	0	0
Temporary Marijuana Event	0	0	0

9. Applications not Processed within Established Time Requirements

Applications Not Timely Processed	
October 1 - October 31	
Initial	Renewal
0%	0%

10. Complaints and Investigations

Complaints and Investigations	
October 1 - October 31	
Enforcement & Legal Data	Amount
Number of Complains Received*	94
Number of Investigations Opened*	80
Number of Investigations Closed*	114
Average Time to Complete an Investigation* (Calendar Days)	46
Number of Enforcement Actions Taken*	22
* Includes both MMFL and AU data	

11. Number of Administrative Hearing Adjudications

Number of administrative hearing adjudications pertaining to each regulated activity.

Provided are all final orders for denials.

Approximate Amounts: 0

Number of administrative hearings pertaining to each regulated activity.

"Regulated activity" means the particular activities, entities, facilities, and industries regulated by the agencies. Provided are all the hearings that have been involved with the MRA, e.g., denials, lawsuits, etc.

Approximate Amounts:

Denials: 0

Litigation: 0

Circuit Court Appeals: 0

12. Revenue and Expenses

Application Fees			
October 1 - October 31			
	Prequalification	Social Equity Prequalification	Total
October	\$282,000	\$32,400	\$314,400

Regulatory Assessment Fees								
October 1 - October 31								
	Class A Marijuana Grower	Class B Marijuana Grower	Class C Marijuana Grower	Designated Consumption Establishment	Marijuana Event Organizer	Excess Grower	Microbusiness	Processor
October	\$0	\$15,200	\$367,452	\$0	\$0	\$211,836	\$0	\$38,795
	Retailer	Safety Compliance Facility	Secure Transporter	Temporary Marijuana Event	Social Equity Class A Marijuana Grower	Social Equity Class B Marijuana Grower	Social Equity Class C Marijuana Grower	Social Equity Designated Consumption Establishment
October	\$113,425	\$50,000	\$0	\$0	\$0	\$0	\$30,000	\$0
	Social Equity Marijuana Event Organizer	Social Equity Excess Grower	Social Equity Microbusiness	Social Equity Processor	Social Equity Retailer	Social Equity Safety Compliance Facility	Social Equity Secure Transporter	Social Equity Temporary Marijuana Event
October	\$0	\$0	\$0	\$0	\$0	\$0	\$0	\$0
Total Regulatory Assessment Fees								
October	\$826,708							

Renewal Fees								
October 1 - October 31								
	Class A Marijuana Grower	Class B Marijuana Grower	Class C Marijuana Grower	Designated Consumption Establishment	Marijuana Event Organizer	Excess Grower	Microbusiness	Processor
October	\$0	\$0	\$50,000	\$0	\$2,000	\$0	\$0	\$50,000
	Retailer	Safety Compliance Facility	Secure Transporter	Temporary Marijuana Event	Social Equity Class A Marijuana Grower	Social Equity Class B Marijuana Grower	Social Equity Class C Marijuana Grower	Social Equity Designated Consumption Establishment
October	\$365,000	\$30,000	\$30,000	\$0	\$0	\$0	\$0	\$0
	Social Equity Marijuana Event Organizer	Social Equity Excess Grower	Social Equity Microbusiness	Social Equity Processor	Social Equity Retailer	Social Equity Safety Compliance Facility	Social Equity Secure Transporter	Social Equity Temporary Marijuana Event
October	\$0	\$0	\$0	\$0	\$0	\$0	\$0	\$0
Total Renewal Fees								
October	\$527,000							

Total Licensing Revenue Collected	
October 1 - October 31	
Amount	
October	\$1,670,108

Expenses	
October 1 - October 31	
Amount	
State Employee Wages	\$231,994.35
State Employee Benefits	\$189,059.95
Materials and Equipment	\$271.22
Medical Payments on Behalf of Clients	\$11,930.01
All Other Costs	\$22,859.64
October Total	\$456,115.17

13. Social Equity Applications

Social Equity Applications			
October 1 - October 31			
	Received	Eligible	Ineligible
October	54	45	8

14. Social Equity Education & Outreach

Outreach Sessions	
October 1 - October 31	
Sessions Held	
October	2

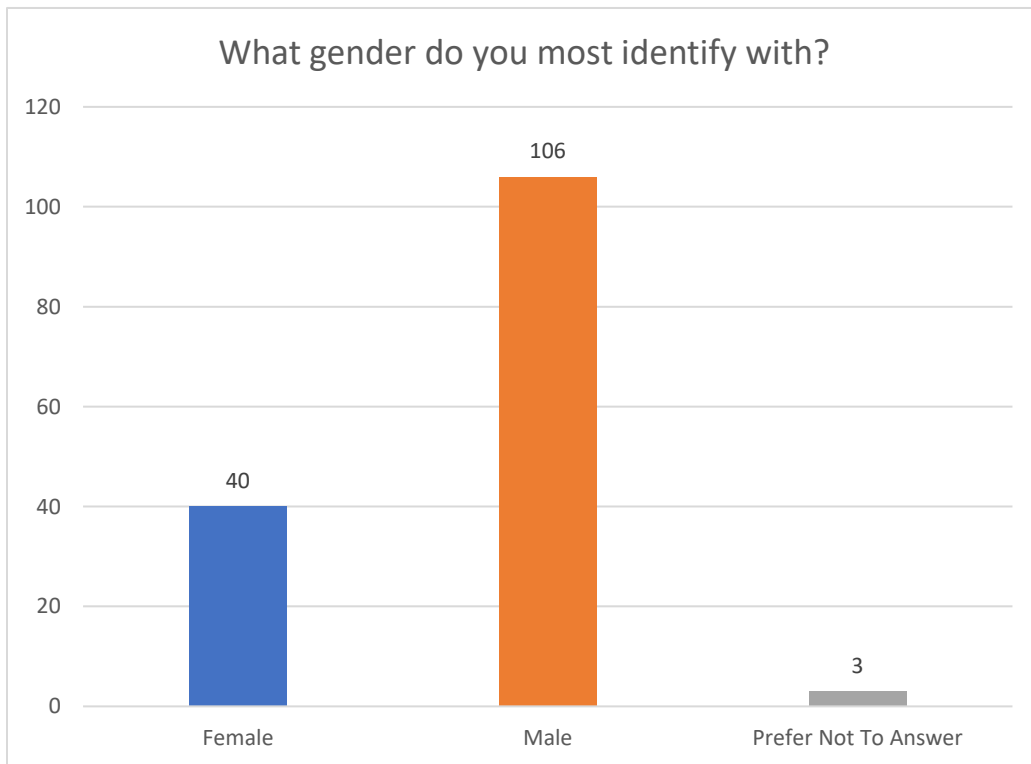
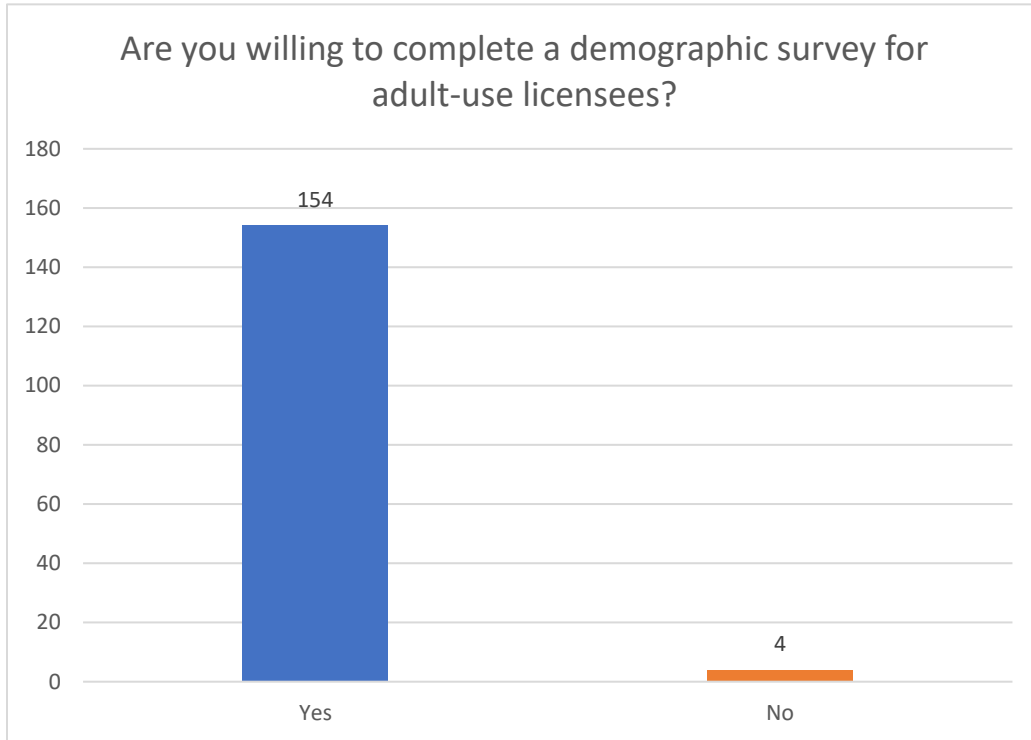
15. Social Equity Application Assistance Provided

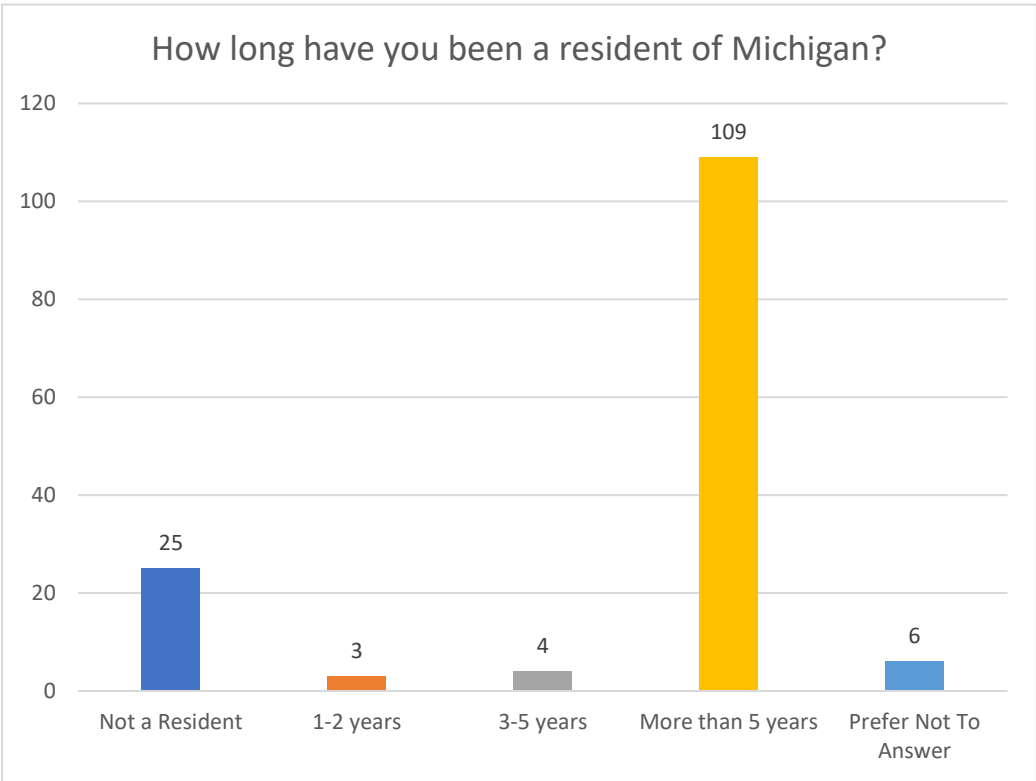
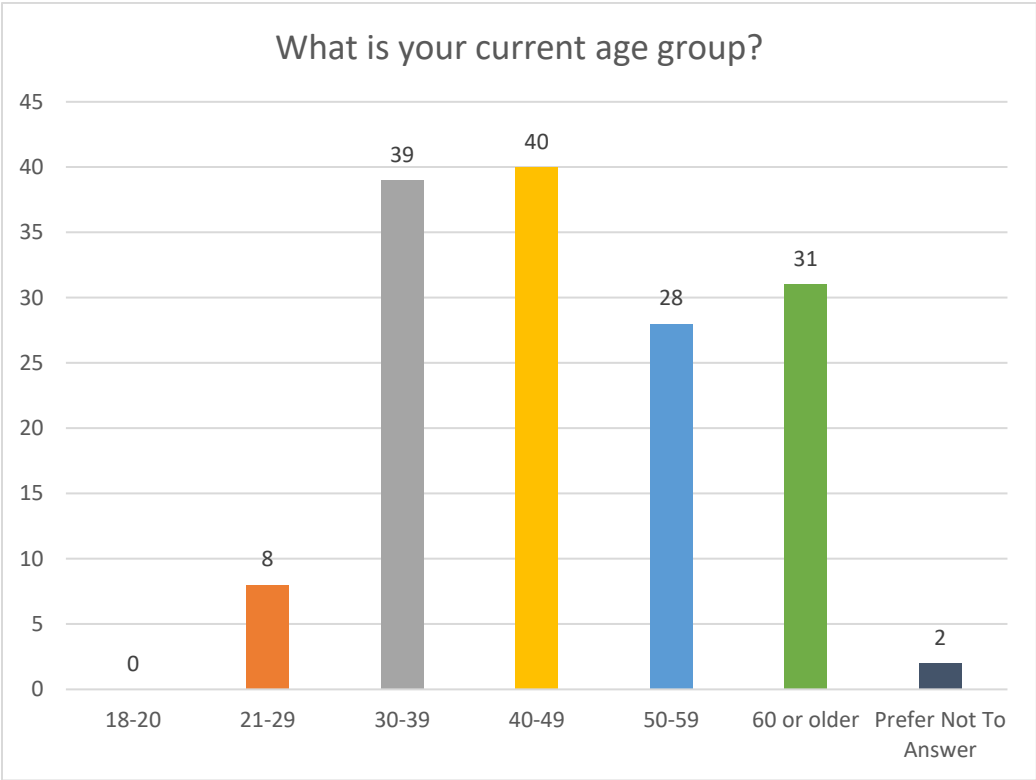
Application Assistance Provided	
October 1 - October 31	
Number of Times	
October	17

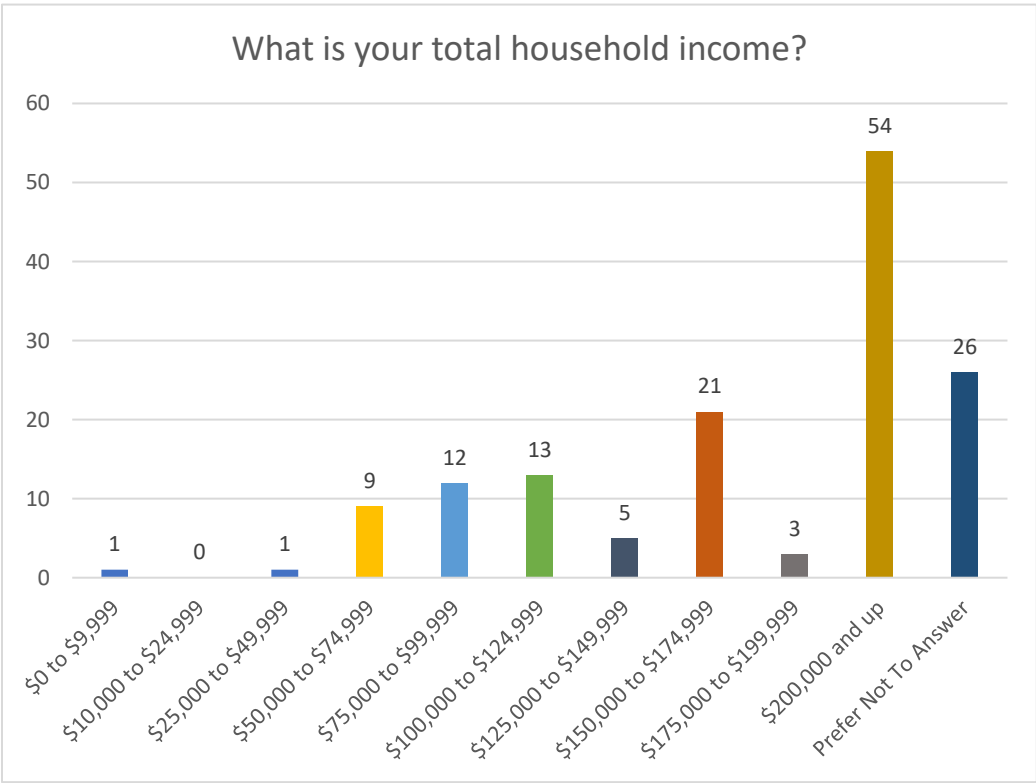
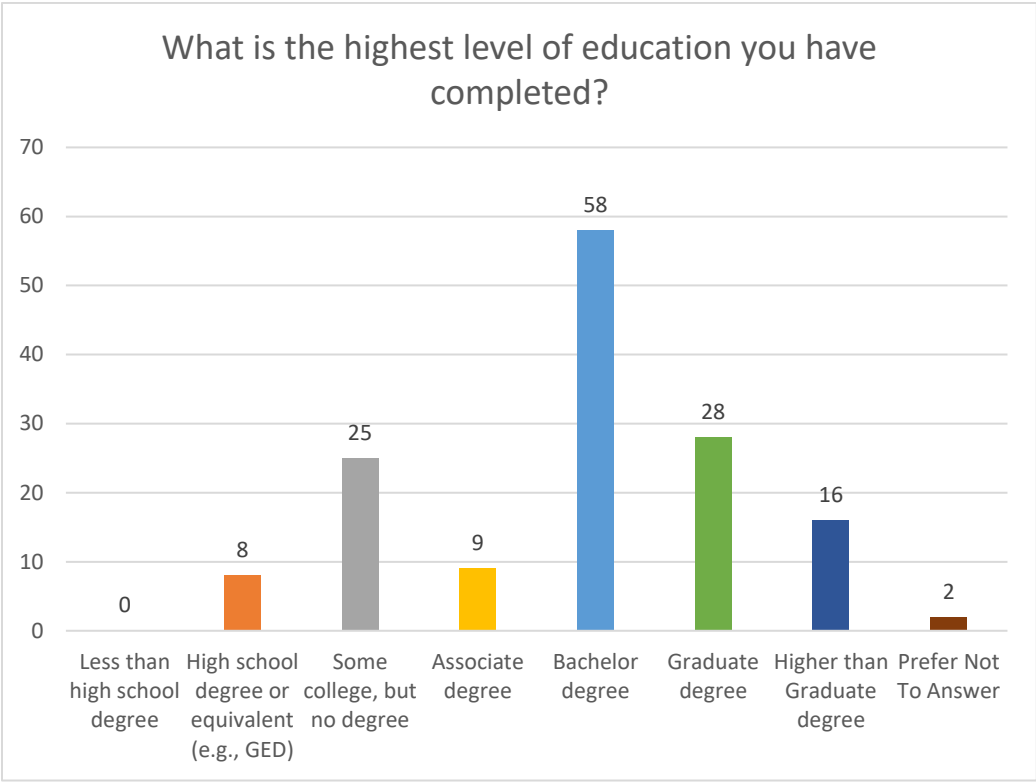
16. Municipalities Opted In or Out of the MRTMA

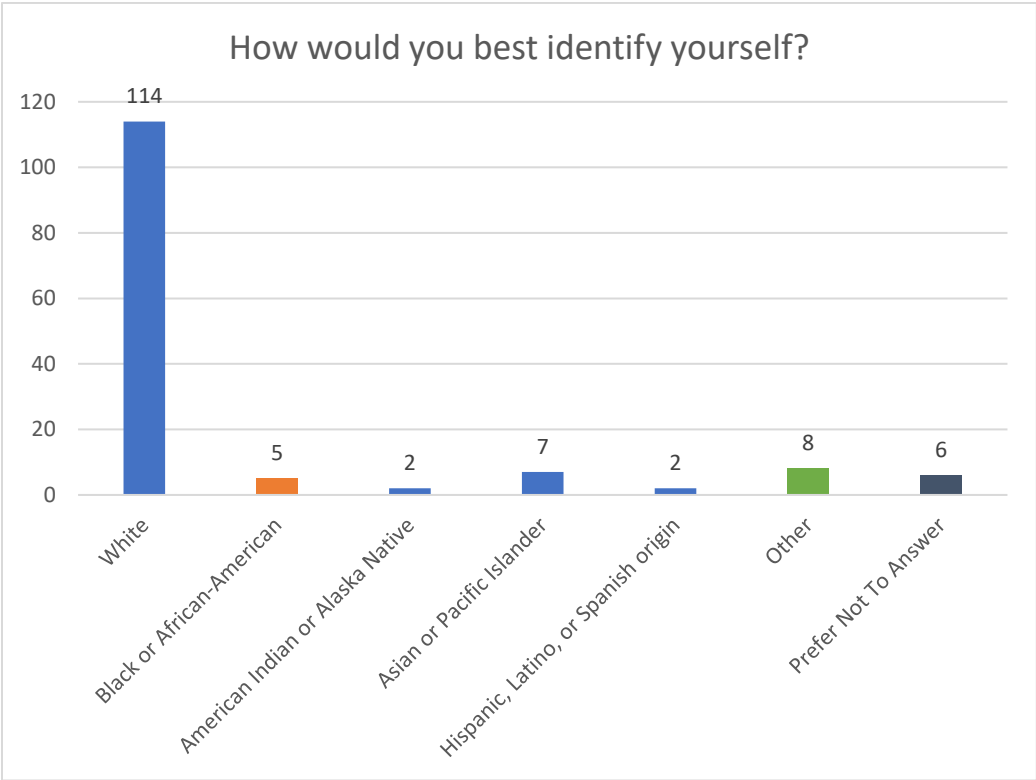
Municipalities	
As of October 31, 2020	
Opted In	Opted Out
78	1,409

17. Demographic Information









Medical Marijuana Registry Program

1. Initial Applications

Initial Applications		
October 1 - October 31		
Received	Issued	Denied
11,823	10,466	1,218

2. Renewal Applications

Renewal Applications		
October 1 - October 31		
Received	Issued	Denied
1,840	1,707	133

3. Application Processing Time

Initial Applications (Calendar Days)					
October 1 - October 31					
Approvals			Denials		
Paper	Online	Combined	Paper	Online	Combined
5.41	.02	2.87	6.67	0.28	5.78

Renewal Applications (Calendar Days)					
October 1 - October 31					
Approvals			Denials		
Paper	Online	Combined	Paper	Online	Combined
4.96	0.02	2.37	6.81	0.06	5.36

4. Number of Applications Filed for Registry Identification Cards

Applications Filed for Registry Identification Cards							
October 1 - October 31							
	Original Applications			Renewals			Grand Total
	Paper	Online	Total	Paper	Online	Total	
October	6,717	5,106	11,823	929	910	1,839	13,662

5. Number of Qualifying Patients and Primary Caregivers Approved in Each County

As of October 31, 2020					
County	Patients	Caregivers	County	Patients	Caregivers
Alcona	606	79	Lake	247	51
Alger	576	105	Lapeer	3,423	478
Allegan	4,867	699	Leelanau	614	67
Alpena	694	84	Lenawee	3,215	484
Antrim	1,142	187	Livingston	3,796	451
Arenac	1,104	138	Luce	76	19
Baraga	123	17	Mackinac	184	29
Barry	2,097	310	Macomb	27,917	4,046
Bay	5,084	375	Manistee	396	64
Benzie	955	126	Marquette	269	110
Berrien	3,829	647	Mason	455	69
Branch	1,715	298	Mecosta	227	51
Calhoun	2,546	416	Menominee	388	95
Cass	1,608	317	Midland	2,032	221
Charlevoix	333	49	Missaukee	178	33
Cheboygan	624	89	Monroe	4,239	505
Chippewa	484	86	Montcalm	1,661	311
Clare	1,429	240	Montmorency	115	40
Clinton	3,106	369	Muskegon	2,761	365
Crawford	972	132	Newaygo	1,570	245
Delta	675	131	Oakland	35,622	3,905
Dickinson	548	125	Oceana	1,238	205
Eaton	3,214	450	Ogemaw	449	50
Emmet	180	43	Ontonagon	112	21
Genesee	9,638	1,422	Osceola	381	84
Gladwin	57	26	Oscoda	163	19
Gogebic	339	76	Otsego	118	33
Grand Traverse	1,022	153	Ottawa	3,005	351
Gratiot	241	59	Out of State	0	10
Hillsdale	1,126	229	Presque Isle	119	29
Houghton	255	45	Roscommon	469	74
Huron	524	39	Saginaw	3,669	430
Ingham	2,525	495	Saint Clair	3,972	526
Ionia	252	56	Saint Joseph	687	134
Iosco	253	33	Sanilac	799	120
Iron	180	41	Schoolcraft	36	19
Isabella	419	68	Shiawassee	2,573	334
Jackson	3,922	577	Tuscola	3,319	524
Kalamazoo	3,294	466	Van Buren	1,714	313
Kalkaska	301	57	Washtenaw	12,223	1,150
Kent	7,790	861	Wayne	44,870	4,108
Keweenaw	144	27	Wexford	1,127	214
Total				241,221	30,629

6. Registry Identification Cards Revoked

Registry Identification Cards Revoked	
Month	Revoked
October	0

7. Nature of the Debilitating Medical Conditions of the Qualifying Patients.

As of October 31, 2020	
Condition	Percent of Total
Agitation of Alzheimer's Disease	0.05
AIDS	0.04
Amyotrophic Lateral Sclerosis	0.03
Arthritis	19.95
Autism	0.25
Cachexia or Wasting Syndrome	0.32
Cancer	3.74
Cerebral Palsy	0.11
Chronic Pain	58.39
Colitis	0.49
Crohn's Disease	0.85
Glaucoma	0.94
Hepatitis C	0.57
HIV Positive	0.27
Inflammatory Bowel Disease	1.11
Muscle Spasms	10.97
Nail Patella	0.03
Obsessive Compulsive Disorder	1.18
Parkinson's Disease	0.07
Post-Traumatic Stress Disorder	6.31
Rheumatoid Arthritis	1.22
Seizures	1.35
Severe and Chronic Pain	44.98
Severe Nausea	7.00
Spinal Cord Injury	0.55
Tourette's Syndrome	0.09
Ulcerative Colitis	0.36

8. Number of Physicians Providing Written Certifications for Qualifying Patients

Physicians Providing Written Certifications	
As of October 1, 2020	
Month	Physicians
October	468

9. Applications not Processed within Established Time Requirements

Applications not Timely Processed	
October 1 - October 31	
Initial	Renewal
0.12%	0.05%

10. Revenue and Expenses

Revenue Collected	
October 1 - October 31	
Amount	
October	\$500,076.99

Expenses	
October 1 - October 31	
Amount	
State Employee Wages	\$170,713.07
State Employee Benefits	\$141,823.37
Materials and Equipment	\$497.65
All Other Costs	\$29,895.46
October Total	\$342,929.55