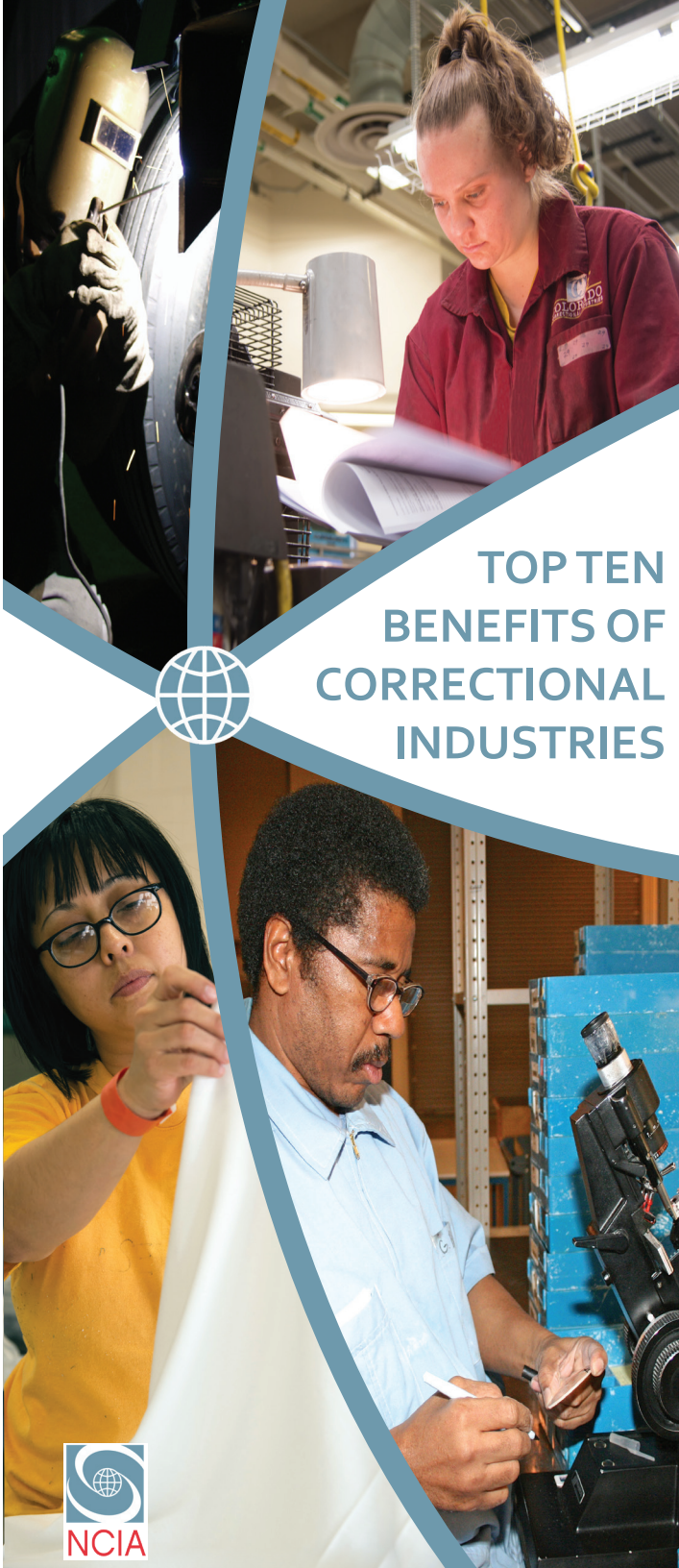




Working on the Inside - Succeeding on the Outside

The National Correctional Industries Association (NCIA) is an international nonprofit professional association representing all 50 state Correctional Industry (CI) agencies, Federal Prison Industries, foreign CI agencies and city/county jail industry programs.

Private sector companies that work in partnership with CI both as suppliers/vendors and as partners in apprenticeship and work programs are also members.

What Offenders Are Saying about CI



TOP TEN  
BENEFITS OF  
CORRECTIONAL  
INDUSTRIES



NATIONAL  
CORRECTIONAL  
INDUSTRIES  
ASSOCIATION


800 North Charles Street  
Suite 550B  
Baltimore, Maryland 21201

410.230.3972  
nationalcia.org




# Top Ten Benefits of Correctional Industries

## Reduces Recidivism




Correctional Industries (CI) is a proven program that works. CI's recidivism rate of **22%** vs. the state rate of **38%**<sup>1</sup> illustrates that offenders working in CI are less likely to return to prison than the average offender.

## Saves Taxpayers Money




**88%**<sup>2</sup> of CI programs are self-funded and operate solely from the revenue they generate from the products and services they provide, without relying on tax-appropriated funds.

## Keeps Prisons & Communities Safer




CI programs effectively reduce offender idleness inside our prisons which is proven to decrease violence against staff and offenders. CI provides offenders with job skills, enabling them to successfully reenter society, obtain employment, and contribute as tax-paying citizens.

## Reduces Cost of Incarceration



The existence of self-sustaining CI programs offsets the need to spend additional taxpayer dollars for offender supervision and alternative program costs.

## Generates Return on Investment




A Washington State Institute for Public Policy study concluded that CI programs generate significant savings of taxpayer dollars. For every **\$1.00** spent on CI, **\$4.77**<sup>3</sup> is saved in future criminal justice costs due to the reduction in recidivism.

## Supports Businesses & Economy




CI purchases over **\$1.2 Billion**<sup>4</sup> in raw materials, supplies, component parts, equipment and services to support its operations. In doing so, they rely heavily on small businesses in the community, returning much of the revenue to local businesses.

## Builds Family Ties




Offenders working in CI are able to send a portion of their earnings home to support their families, offsetting the need for additional taxpayer public assistance programs. Over **\$48 Million**<sup>5</sup> has been contributed to Family Support Payments through the Prison Industry Enhancement Certification Program (PIECP).

## Provides Victim Restitution




Offenders who participate in CI programs are able to contribute to their financial obligations from their earnings. Over **\$86 Million**<sup>6</sup> has been contributed to Victim Compensation and Restitution Funds through PIECP.

## Supports Veterans



CI employs veterans in both civilian staff and offender worker positions. CI works with disadvantaged and disabled veteran-owned businesses.

## Made in the USA



Products manufactured by CI are made in the United States, supporting domestic jobs and our nation's economy. CI serves as a domestic resource to perform work that would otherwise be done outside the United States.

<sup>1</sup>-National Correctional Industries Association (NCIA) 2019 Directory, median recidivism calculated from self-reported statistics submitted by state and federal Correctional Industries agencies

<sup>2,4</sup>-National Correctional Industries Association (NCIA) 2019 Directory

<sup>3</sup>-Washington State Institute for Public Policy – Return on Investment: Evidence-Based Options to Improve Statewide Outcomes, February 2015 [http://www.wsipp.wa.gov/ReportFile/1602/WSipp\\_What-Works-and-What-Does-Not-Benefit-Cost-Findings-from-WSIPP\\_Report.pdf](http://www.wsipp.wa.gov/ReportFile/1602/WSipp_What-Works-and-What-Does-Not-Benefit-Cost-Findings-from-WSIPP_Report.pdf)

<sup>5,6</sup>-PIECP Quarterly Statistics, 2nd Quarter 2018 <http://www.nationalcia.org/piecp-2/quarterly-statistical-reports>