

The background of the entire page is a grayscale, foggy photograph of the Golden Gate Bridge in San Francisco. The bridge's two main towers and the suspension cables are visible, though softened by the mist. The bridge deck curves across the middle of the image.

# **2018 Annual Report**



# **Auto Theft Prevention Authority (ATPA) 2018 Annual Report**

## **TABLE OF CONTENTS**

Board of Directors .....	1
History and Overview .....	2
ATPA Financial Statement .....	3
ATPA Grantees .....	4
ATPA Grant Performance .....	5
Motor Vehicle Theft Data.....	6
ATPA Teams Motor Vehicle Theft Data.....	7
Top Ten States for Motor Vehicle Theft.....	8
Top Ten Most Stolen Motor Vehicles in 2017 .....	9
ATPA Success Stories .....	10-11
What to Know When Buying or Selling a Motor Vehicle .....	12
Insurance Companies Assessments Received in 2018 .....	13-15

## **2018 Board of Directors**

### **Director, Michigan State Police**

Col. Kriste Kibbey Etue, Chair

### **Representing Law Enforcement Officials**

Chief Curtis Caid, Vice Chair

Livonia Police Department

Undersheriff Michael McCabe

Oakland County Sheriff's Office

### **Representing Purchasers of Automobile Insurance**

Mr. Michael Thompson

Certified Protection Professional

American Society for Industrial Security International

Mr. Gene Adamczyk

Western District Supervisor

Walden Security Federal Division in the Western District of Michigan

### **Representing Automobile Insurers**

Mr. Mark Wagenschutz

Executive Director

Michigan Automobile Insurance Placement Facility

Ms. Lori Davis

Senior Claim Service Consultant

Allstate Insurance Company

---

### **Michigan Auto Theft Prevention Authority**

Michigan State Police

7150 Harris Drive

Dimondale, Michigan 48821

Phone: 517-284-3208 · FAX: 517-284-3216

[www.michigan.gov/atpa](http://www.michigan.gov/atpa)

# History and Overview

## WHAT IS THE AUTO THEFT PREVENTION AUTHORITY?

In the mid-1980s, Michigan had the highest motor vehicle theft rate in the nation. Members of the Michigan Anti-Car Theft (ACT) Campaign Committee developed a concept that would combine the efforts of law enforcement, communities, and businesses against motor vehicle theft.

In 1986, Michigan's Governor and the Legislature decided to try the ACT committee's idea. So began one of Michigan's most effective weapons against the crime of motor vehicle theft, the Auto Theft Prevention Authority (ATPA).

The ATPA was established with a sunset provision that automatically abolished the program unless it was renewed by the Legislature. The purpose of the sunset provision was to ensure that the program, created as an experiment in law enforcement, was doing its job as intended.

In 1992, the Governor and Legislature agreed the ATPA should become a permanent state authority, housed under the auspices of the Michigan State Police (MSP). The legislation was overwhelmingly passed in both the House and Senate.

## HOW IT WORKS:

The ATPA is funded by an annual \$1 assessment on each insured motor vehicle, plus interest earned by investing those funds. Prior to 2017, assessments were collected only on private passenger vehicles; commercial motor vehicle assessments were added in 2017.

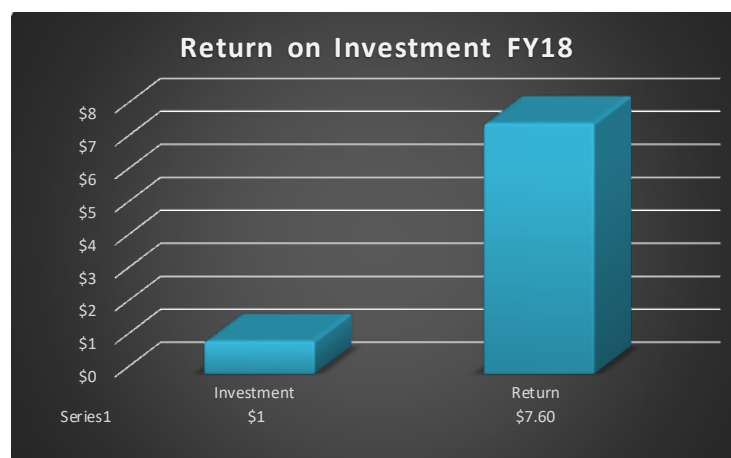
It is overseen by a seven-member board of directors appointed by the Governor, which includes representatives of law enforcement, automobile insurers, and consumers of motor vehicle insurance. The board is chaired by the Director of the MSP, or his/her designee.

Each state fiscal year, the board awards grants to law enforcement agencies, prosecutors' offices, and non-profit organizations. These grant programs provide four main functions: investigation, apprehension, prosecution, and prevention.

Finally, the ATPA board members and staff are involved in long-range planning. Regular meetings provide updated goals and objectives for fighting motor vehicle theft.

## IMPACT ON MOTORISTS:

According to the National Association of Insurance Commissioners, in 2018, Michigan motorists saved \$76 per insured motor vehicle as a result of lower motor vehicle thefts. The return on investment (ROI) of ATPA funds for FY 2018 was \$7.60 for every \$1 spent. In FY 2017, the ROI was \$7.91 and in FY 2016, it was \$7.47.



# ATPA Financial Statement

## Schedule of Sources, Disposition of Authorizations and Changes in Balances

Fiscal Year (FY) Ending September 30, 2018

### SOURCES

Insurance Company Assessments	\$7,333,516
Interest on Investments	\$88,728
Grantee Advance Payment Refund	\$1,621
Offsets of Revenue-Civil Service Assessment	(\$10,799)
	<b>\$7,413,065</b>

### DISPOSITION

Grantee Expenditures	\$5,988,464
Office Operations	\$632,866
	<b>\$6,621,330</b>

Excess of Sources Over (Under) Disposition	\$791,736
Beginning Balances	\$2,836,587
	<b>\$3,628,323</b>

### TOTAL UNEXPENDED AND UNRESTRICTED BALANCES

#### Note 1: a. Reporting Entity

The above financial schedule reports the results of the financial transactions of the ATPA for FY 2018. The ATPA's operations are accounted for in the state's general fund and are reported in the Michigan Comprehensive Annual Financial Report.

The Michigan Comprehensive Annual Financial Report provides general disclosures regarding: Summary of Significant Accounting Policies Budgeting and Budgetary Control, State Treasurer's Common Cash, Pension Benefits, Compensated Absences, General Long-Term Obligations, Contingencies, and Other Commitments.

#### b. Basis of Accounting

The above financial schedule is prepared on the modified accrual basis of accounting, as explained in more detail in the Michigan Comprehensive Annual Financial Report.

The above financial schedule includes only the sources and disposition of authorizations and the changes in balances for the ATPA's general fund accounts. Accordingly, the financial schedule is not intended to constitute a complete financial presentation of either the ATPA or the general fund, in accordance with generally accepted accounting principles.

#### Note 2: Matching Percent

The ATPA Board of Directors increased the matching fund requirement from 40 percent to 50 percent on October 1, 2009, where it remains. There is no matching fund requirement for non-profit grantees, as they are funded at 100 percent.

# ATPA Grantees

The following law enforcement teams, prosecutors' offices, and non-profit organizations were funded by the ATPA in FY 2018.

## **Combined Auto Theft Team (CATT)**

Grand Rapids Police Department\*  
Kentwood Police Department  
Wyoming Police Department

## **Dearborn Auto Theft Unit**

Dearborn Police Department\*

## **Detroit Fire Department - Arson Section**

Detroit Fire Department\*

## **Eastside Arresting Car Thieves In Our Neighborhoods (ACTION)**

Detroit Police Department  
Grosse Pointe Park Public Safety\*  
Harper Woods Police Department

## **Genesee Auto Theft Investigation Network (GAIN)**

Flint Police Department  
Flint Township Police Department  
Genesee County Parks Police Department  
Genesee County Sheriff's Office\*

## **Macomb Auto Theft Squad (MATS)**

Center Line Public Safety  
Clinton Township Police Department  
Macomb County Sheriff's Office\*  
St. Clair Shores Police Department  
Shelby Township Police Department  
Sterling Heights Police Department  
Roseville Police Department  
Warren Police Department

## **Oakland County Auto Theft Unit (OCAT)**

Detroit Police Department  
Farmington Hills Police Department  
Hazel Park Police Department  
Oakland County Sheriff's Office\*  
Oakland County Sheriff's Office - Pontiac  
Royal Oak Police Department  
Southfield Police Department

## **Operation Auto Recovery Team Ingham County (ARTIC)**

Lansing Police Department\*

## **Preventing Auto Theft (PAT)**

Detroit Police Department\*  
Livonia Police Department  
Oakland County Sheriff's Office  
Wayne State University Police Department

## **South East Auto Theft Team (SEATT)**

Detroit Police Department  
Michigan Department of State  
Michigan State Police\*  
Washtenaw County Sheriff's Office

## **Southwest Commercial Auto Recovery (SCAR)**

Kalamazoo Township Police Department  
Michigan State Police\*  
Van Buren County Sheriff's Office

## **Prosecutors' Offices**

Genesee County Prosecutor's Office  
Macomb County Prosecutor's Office  
Saginaw County Prosecutor's Office  
Wayne County Prosecutor's Office

## **Non-Profit Organizations and State Departments**

Bethune Community Council  
Michigan Auto Vehicle Theft Investigators (MAVTI)  
Michigan Department of State  
Wayne State University AmeriCorps Urban Safety  
West Grand Neighborhood Organization

\*Lead agency for the team.

# ATPA Grant Performance

As Reported for the Period of October 1, 2017 - September 30, 2018

LAW ENFORCEMENT	ATPA Grant Award	VALUE	RECOVERIES			ARRESTS	
		Vehicles and Equipment Recovered	Passenger Vehicles	CMV/Other Vehicles	Parts Incidents	Motor Vehicle Thefts	Fraud
ACTION	\$ 279,551	\$ 4,733,831	339	6	1	87	1
CATT	\$ 323,368	\$ 1,660,200	126	9	0	162	0
Dearborn Auto Theft Unit	\$ 178,999	\$ 853,556	43	5	0	112	0
Detroit Fire Department - Arson Section	\$ 105,428	\$ 754,000	78	0	0	0	29
GAIN	\$ 349,214	\$ 4,088,650	315	28	1	53	0
MATS	\$ 741,123	\$ 4,622,311	229	40	3	150	42
OCAT	\$ 869,526	\$ 5,739,749	373	62	10	267	11
Operation ARTIC	\$ 70,238	\$ 7,828,905	322	19	0	41	0
PAT	\$ 1,459,198	\$ 4,045,151	502	36	7	400	0
SEATT	\$ 594,632	\$ 3,701,409	118	25	2	22	53
SCAR	\$ 281,137	\$ 1,915,064	32	43	1	50	9
<b>SUBTOTAL</b>	<b>\$ 5,252,414</b>	<b>\$ 39,942,826</b>	<b>2,477</b>	<b>273</b>	<b>25</b>	<b>1,344</b>	<b>145</b>
PROSECUTORS	ATPA Grant Award	Vehicle Theft Cases	Exams Held	Exams Waived	Pre-Trial Guilty Pleas	Trials	Trial Convictions
Genesee County Prosecutor's Office	\$ 84,293	37	3	23	20	0	0
Macomb County Prosecutor's Office	\$ 74,953	188	18	78	64	1	1
Saginaw County Prosecutor's Office	\$ 69,606	83	4	31	43	0	0
Wayne County Prosecutor's Office	\$ 573,090	1,540	182	956	749	29	19
<b>SUBTOTAL</b>	<b>\$ 801,942</b>	<b>1,848</b>	<b>207</b>	<b>1,088</b>	<b>876</b>	<b>30</b>	<b>20</b>
NON-PROFIT ORGANIZATIONS	ATPA Grant Award	Vehicles Etched	Training Meetings	Title History	Training Sessions	Officers Trained	Anti-Theft Devices
Bethune Community Council	\$ 22,538	324	46	N/A	N/A	N/A	N/A
MAVTI	\$ 70,000	N/A	N/A	N/A	42	1,231	N/A
Michigan Department of State	\$ 87,361	N/A	N/A	2,367	N/A	N/A	N/A
Wayne State University	\$ 27,200	N/A	11	N/A	N/A	N/A	700
West Grand Neighborhood Organization	\$ 48,460	494	15	N/A	N/A	N/A	N/A
<b>SUBTOTAL</b>	<b>\$ 255,559</b>	<b>818</b>	<b>72</b>	<b>2,367</b>	<b>42</b>	<b>1,231</b>	<b>700</b>
<b>GRAND TOTAL</b>	<b>\$ 6,309,915</b>						

Law enforcement, Department of State and prosecutors' offices have a required 50 percent local cash match. Non-profit organizations are exempt.

# Motor Vehicle Theft Data

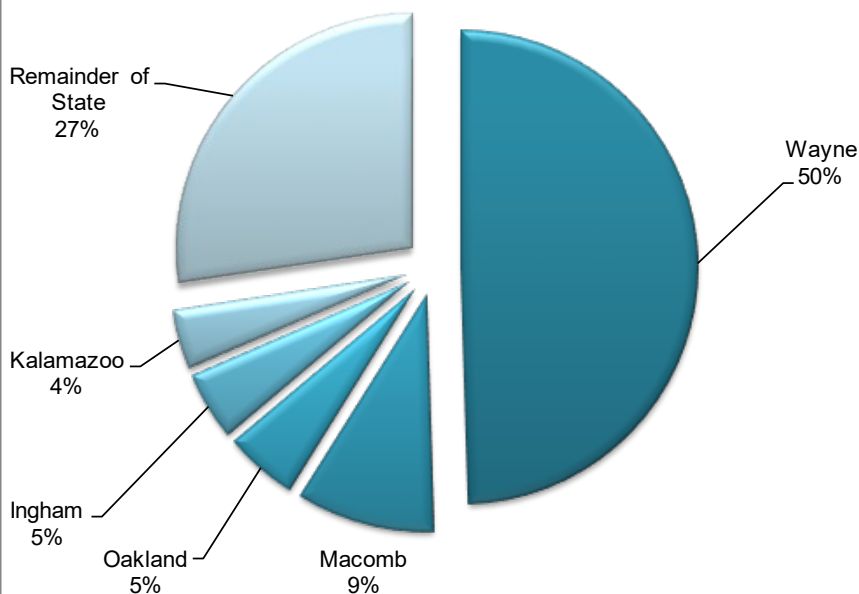
The following table provides data indicating Michigan thefts\* have declined 53.2% and national thefts\*\* have declined by 29.4% from 2007 to 2017.

Year	Michigan	% Change	National	% Change
2007	41,510	-16.5	1,095,769	-8.1
2008	35,467	-14.6	956,846	-12.7
2009	29,647	-16.4	794,616	-17.0
2010	26,875	-9.4	737,142	-7.2
2011	25,048	-6.8	715,373	-3.0
2012	24,973	-0.3	721,053	0.8
2013	24,369	-2.4	699,594	-3.0
2014	21,557	-11.5	689,527	-1.4
2015	18,795	-12.8	707,758	2.6
2016	19,671	4.7	765,484	8.2
2017	19,426	-1.2	773,139	1.0
% Change		-53.2		-29.4

\*Most recent data available at time of publication, Michigan Incident Crime Reporting (MICR).

\*\*Most recent data available at time of publication, Federal Bureau of Investigation (FBI).

## Motor Vehicle Thefts 2018



County	Motor Vehicle Thefts 2018*
Wayne	7,051
Macomb	1,338
Oakland	715
Ingham	666
Kalamazoo	574
Remainder of the State	3,898
<b>Total Motor Vehicle Thefts</b>	<b>14,242</b>

\*Most recent data available at time of publication, January - October MICR.

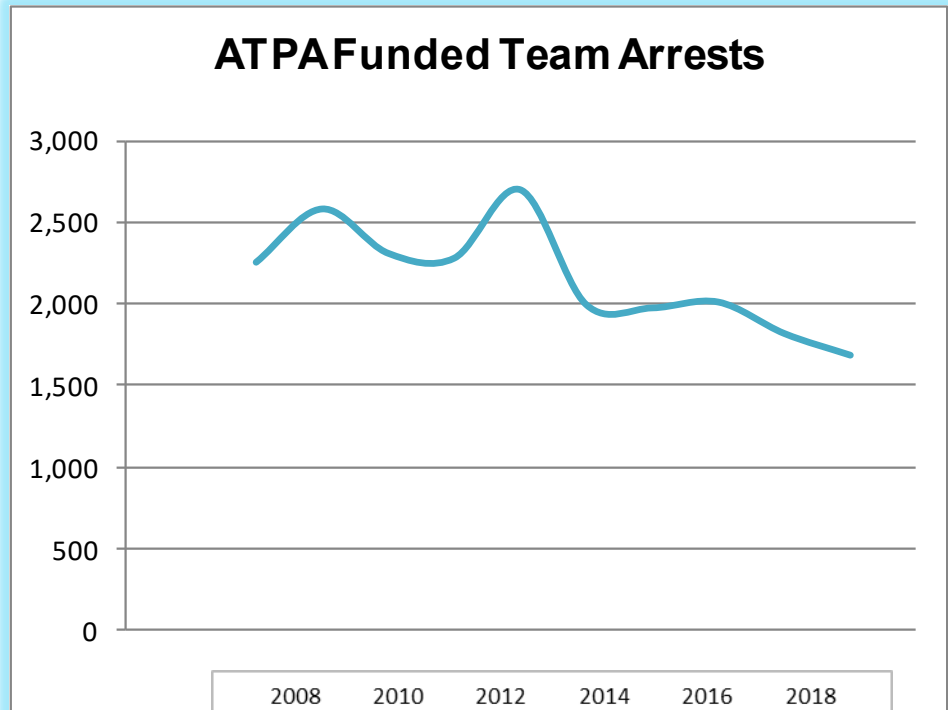


# ATPA Teams Motor Vehicle Theft Data

Motor vehicle thefts have declined nationwide as newer vehicles utilize high-tech anti-theft devices making vehicles more difficult to steal. Anti-theft devices include smart keys containing computer chips needed to start the vehicle, kill switches, and devices that disable starters. Due to these trends, carjacking, stolen wheels and tires, and fraud cases have been on the rise. Simultaneously, motor vehicle theft arrest rates have also declined, while the recovery value of stolen vehicles has increased.

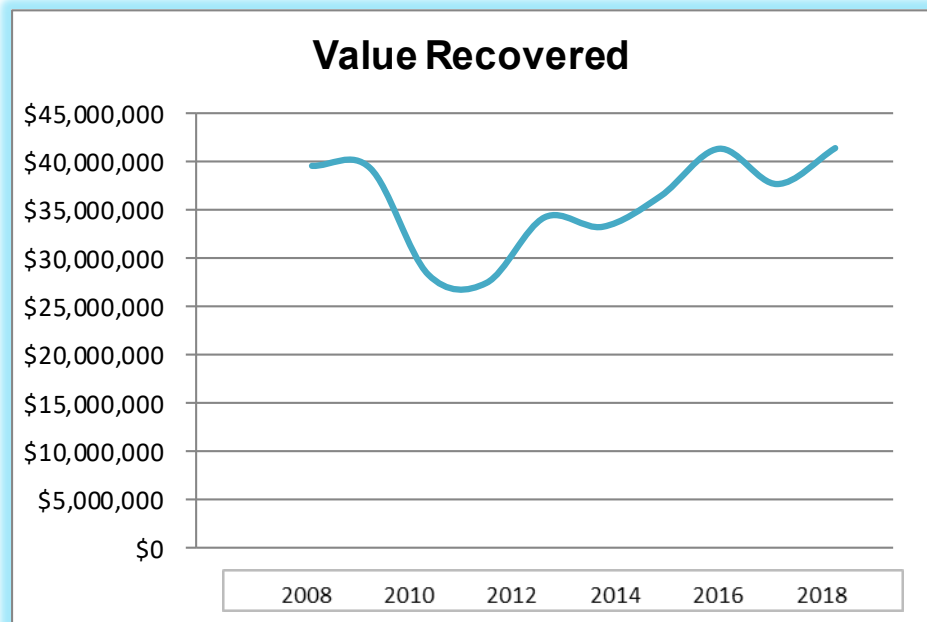
Fiscal Year	ATPA Funded Team Arrests*
2008	2,256
2009	2,583
2010	2,311
2011	2,281
2012	2,701
2013	1,996
2014	1,976
2015	2,012
2016	1,819
2017	1,686
2018	1,489
<b>Totals</b>	<b>23,110</b>

\*Most recent data available at time of publication.



Fiscal Year	Value Recovered*
2008	\$39,541,465
2009	\$39,316,557
2010	\$28,370,280
2011	\$27,508,471
2012	\$34,246,620
2013	\$33,278,814
2014	\$36,444,712
2015	\$41,299,501
2016	\$37,671,815
2017	\$41,368,371
2018	\$39,942,826
<b>Totals</b>	<b>\$398,989,432</b>

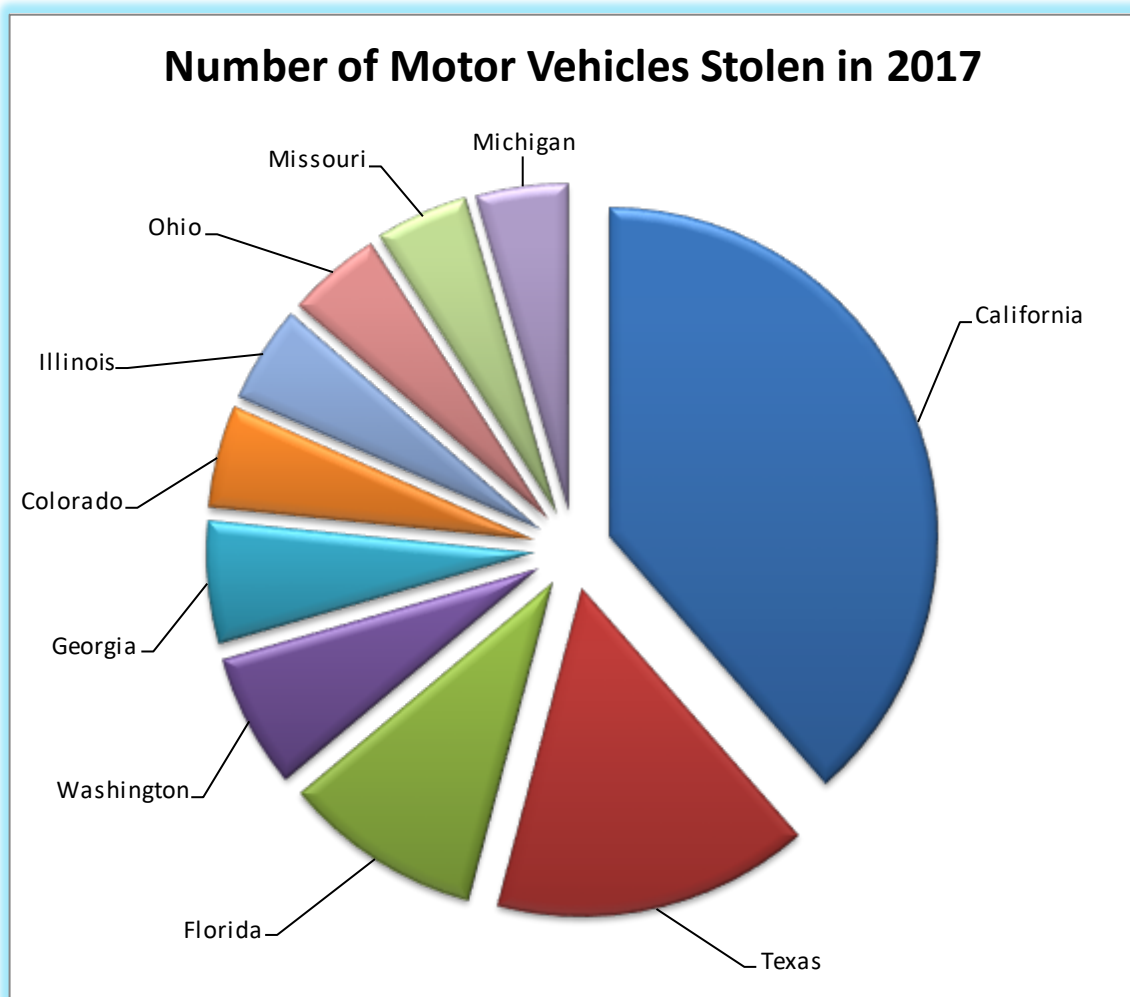
\*Most recent data available at time of publication.



# Top Ten States for Motor Vehicle Theft

	State	Number of Motor Vehicles Stolen in 2017*
1	California	168,391
2	Texas	68,041
3	Florida	42,914
4	Washington	28,796
5	Georgia	26,263
6	Colorado	21,861
7	Illinois	20,881
8	Ohio	20,253
9	Missouri	19,921
10	Michigan	19,426

\*Most recent data available at time of publication, FBI.



## Top Ten Most Stolen Motor Vehicles in 2017

	United States*	Michigan*
1.	1998 Honda Civic	2004 Chevrolet Impala
2.	1997 Honda Accord	2003 Chevrolet Pickup Truck
3.	2006 Ford Pickup Truck	2006 Ford Pickup Truck
4.	2004 Chevrolet Pickup Truck	2016 Dodge Charger
5.	2017 Toyota Camry	2017 Ford Fusion
6.	2016 Nissan Altima	2016 Chevrolet Malibu
7.	2016 Toyota Corolla	2006 Chevrolet Trailblazer
8.	2001 Dodge Pickup Truck	2016 Chrysler 300/300M
9.	2017 GMC Pickup Truck	2002 Dodge Caravan
10.	2008 Chevrolet Impala	2017 Ford Explorer

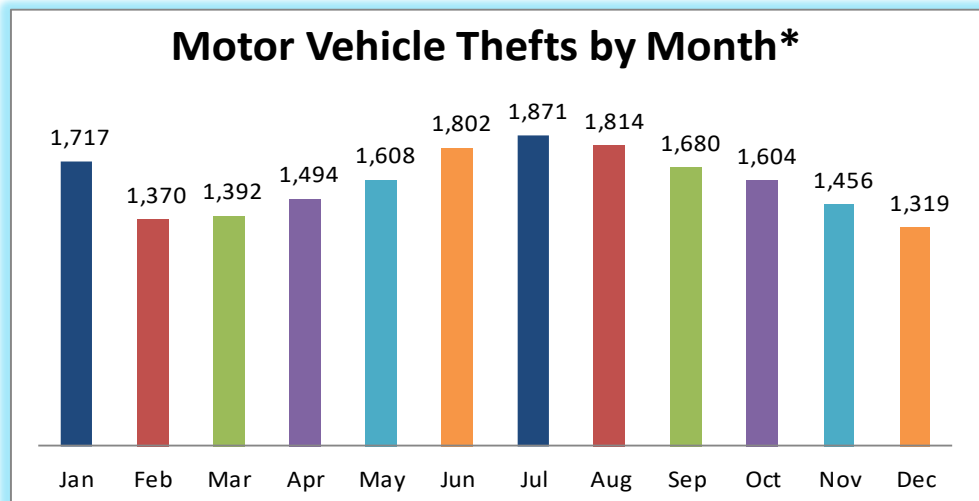
\*Most recent data available at time of publication, National Insurance Crime Bureau.

Motor Vehicle Thefts by Month*	
Jan	1,717
Feb	1,370
Mar	1,392
Apr	1,494
May	1,608
Jun	1,802
Jul	1,871
Aug	1,814
Sep	1,680
Oct	1,604
Nov	1,456
Dec	1,319


\*Most recent data available at time of publication, MICR.

Motor Vehicle Thefts by Day*	
Sun	2,721
Mon	2,815
Tue	2,732
Wed	2,649
Thu	2,674
Fri	2,848
Sat	2,688

\*Most recent data available at time of publication, MICR.



\*Most recent data available at time of publication, MICR.



\*Most recent data available at time of publication, MICR.

# ATPA Success Stories

## Monsignor Kohler Community Service Award

This award was created in 2016 by the ATPA to honor the late Monsignor Russell Kohler, a pastor and community advocate who demonstrated a high standard of personal and professional dedication towards empowering and inspiring the community. Monsignor Kohler was an ATPA Board Member for 10 years through his death in 2016. This award is presented to a law enforcement officer currently on an ATPA-funded team who has demonstrated significant personal and professional commitment to the investigation of motor vehicle thefts.

At the 2018 ATPA Conference, D/Sgt. Jeff Hart of the Michigan State Police was recognized with the annual Monsignor Kohler Community Service Award. D/Sergeant Hart is a member of the Southeast Auto Theft Team. D/Sergeant Hart was recognized for his high standards of integrity and ethics, commitment, dedication, and contributions to the fight against auto theft.



## **ACTION** **Southeast Michigan**

The Eastside Arresting Car Thieves In Our Neighborhoods (ACTION) Task Force was notified by Spireon, a vehicle GPS tracking service, that a stolen 2007 Chevrolet Trailblazer SS was located in the city of Detroit. ACTION responded to the area and observed the stolen Trailblazer parked on the street. Officers conducted surveillance and observed three subjects move the Trailblazer to the yard behind a house. Soon after, a U-Haul truck was backed into the driveway at the same house. A search warrant was obtained and executed for the location. With the assistance of Detroit Police Department, officers entered the garage and found the three subjects dismantling a 2012 Dodge Challenger which was discovered to have been stolen from a car dealership in Troy in May 2018. The vehicle was completely stripped and the garage was filled with numerous auto body parts as well as the U-Haul truck. A check of the U-Haul in LEIN found it was reported stolen by the Detroit Police Department in August 2018. Officers also recovered the stolen Trailblazer, as well as a stripped Buick Lacrosse. The parts in the garage and in the U-Haul truck were identified as coming from the Challenger and the Lacrosse as well as a Chevrolet Traverse that was stolen out of Hazel Park in March 2018. A search of the residence discovered evidence identifying one of the suspects as the homeowner. The homeowner and a second suspect are known criminals and have extensive criminal histories involving auto theft and chop shop convictions. All three suspects were arrested and charged with Operating a Chop Shop and multiple counts of Receiving and Concealing a Stolen Motor Vehicle.





# ATPA Success Stories

## SEATT Southeast Michigan

South East Auto Theft Team (SEATT) detectives received information from a citizen who felt there was fraudulent activity involving a 2018 Ford F-150 posted for sale on Craigslist. After the citizen received a copy of the title for the truck from the seller, the citizen notified SEATT because the deal was “too good to be true.”

SEATT detectives confirmed the title was fraudulent and learned the vehicle had been sold to another victim who had traveled from Genesee County to the city of Detroit, met the suspect at a gas station, and purchased the vehicle for \$18,000 cash. The victim discovered he had been scammed when he attempted to title the truck at the Secretary of State using the fraudulent title.



SEATT examined the vehicle and discovered the truck had been stolen from a Ford Motor Company holding lot. SEATT detectives learned the identity of the suspect and confirmed his involvement by retrieving video footage of the transaction from the gas station in Detroit where the purchase occurred. The suspect was arrested at his place of employment (Chrysler) and charged with multiple felonies including Identity Theft, False Pretenses, Title Fraud, Receiving and Concealing a Stolen Vehicle, and Using a Computer to Commit a Crime. The truck was returned to Ford Motor Company.

## OCAT Southeast Michigan

Sirius Radio contacted the police and advised that a stolen 2019 Dodge Ram pickup truck was located in Oak Park by using the vehicle's GPS. Upon arrival, police found the vehicle was running and parked behind a clothing store. Two men were standing next to the stolen truck and upon questioning, both individuals gave conflicting accounts. The first man indicated he was from Indiana and the second said he was from Illinois. Upon inspection of the vehicle, officers noticed the public VIN did not match the VIN reported by Chrysler. Officers also found numerous tools and equipment consistent with chop shops and VIN alteration. Notification was made to the Oakland County Auto Theft Unit (OCAT).

OCAT obtained a search warrant and responded to the scene. The truck was confirmed to be stolen along with two other vehicles, a 2016 Audi A7 and a 2018 Toyota Camry. The truck had the original equipment manufacturer (OEM) public VIN sticker removed and replaced with a fraudulent VIN sticker. The Audi and Camry had fraudulent VIN stickers placed over the top of the OEM VIN stickers. All three vehicles had the OEM federal safety stickers removed and had fraudulent federal safety stickers in their place. The recovery value for the three vehicles was approximately \$142,000.

Inside the clothing store were windshield removal tools, adhesive remover, printing machines, and the OEM VIN sticker that was removed from the Dodge Ram. In the trunk of the Audi were the suspect's personal belongings, \$10,000 in cash, a list of Michigan Secretary of State (SOS) quick title locations, printer paper believed to be used to make the fraudulent VINs, and VIN numbers belonging to several other vehicles. Michigan SOS receipts located in the Audi's trunk led investigators to a SOS facility where video showed the suspects registering two vehicles with fraudulent documents. Additionally, a F-150 emblem containing a VIN number was found and used to identify a 2019 F-150 pickup that was stolen from a Ford Motor Company storage lot in Detroit and recovered in Chicago.

Contact was made with the Chicago Auto Theft Unit who informed detectives the subjects are known as the “cleaners” in Chicago and are responsible for most of the retagged vehicles in the Chicago area. The two suspects were arrested and lodged at the Oakland County Jail. They refused to make any statements and were subsequently charged with Operating a Chop Shop by the Oakland County Prosecutor's Office.



# What to Know When Buying or Selling a Motor Vehicle

## Flood Damage Identifiers

Over the last several years, many cars have been damaged by severe floods across the country. Ways to identify a flood damaged vehicle include:

- Stain marks, rust, mildew, sand, or silt under the floorboard carpet.
- Dried mud under the dashboard, behind wiring harnesses, and in alternator crevices.
- Rust on screws in the console and other areas where water normally would not reach, and rust and water residue in the electrical wiring system.
- Anything unusual in the vehicle's title history.

## Private Sale

- Ask for the purchaser's driver's license to fully complete the purchaser's section of the title and copy the information onto a separate receipt form for yourself.
- Fill in the actual vehicle mileage box and sales price line before you sign the title. If the purchaser presents a bank money order or cashier's check, go to that financial institution and cash it before releasing the vehicle title.
- Never agree to meet the purchaser at a remote location after normal business hours.
- Conduct the vehicle sale inside a Secretary of State office. They have records on all drivers and can help you identify the purchaser.



## Private Purchase

- Be suspicious of any deal that seems "too good to be true."
- Make sure the title and registration match the name and address of the seller. Ask the seller for their cell phone and land line numbers.
- Ask the seller for their driver's license and write down their license number.
- Ensure the VIN plate looks original and the rivets that secure the plate have not been tampered with.
- Match the VIN on the dash with the VIN on the registration, title, and federal safety sticker on the driver's door.
- Check the issue date on the vehicle's registration and title. If either were issued recently, ask the seller why.
- Complete the vehicle purchase inside a Secretary of State office as they can identify counterfeit registrations and titles.
- For a modest fee, you can find information about a vehicle's history from an online service.

Additional information can be found at [www.nicb.org](http://www.nicb.org).

# Insurance Company Assessments Received in 2018

(The following schedule represents 2017 assessments, based on the number of written car years of insured vehicles in 2017 providing no-fault personal injury protection. Assessments were due April 1, 2018.)

	Name of Company	ATPA Assessment		Name of Company	ATPA Assessment
1	State Farm Mutual Automobile Ins. Co.	\$1,114,149	46	Philadelphia Indemnity Ins. Co.	\$16,454
2	Auto Club Group Ins. Co.	\$1,091,701	47	Farmers Ins. Exchange	\$13,985
3	Auto-Owners Ins. Co.	\$724,582	48	Central Mutual Ins. Co.	\$12,894
4	Progressive Marathon Ins. Co.	\$509,766	49	Secura Ins. Co.	\$12,756
5	Hanover Ins.	\$404,305	50	Foremost Ins. Co.	\$12,285
6	Farm Bureau General Ins. Co.	\$325,804	51	Horace Mann Ins.	\$11,177
7	Progressive Michigan Ins. Co.	\$309,451	52	Amica Mutual Ins. Co.	\$10,120
8	Allstate Property & Casualty Co.	\$202,351	53	Northern Mutual Ins. Co.	\$9,659
9	Frankenmuth Mutual Ins. Co.	\$167,282	54	Sentry Ins.	\$8,266
10	Liberty Mutual Group Ins. Co.	\$164,398	55	U.S. Specialty Ins. Co.	\$8,006
11	USAA Casualty Ins. Co.	\$141,180	56	Encompass Indemnity Co.	\$7,942
12	Allstate Fire & Casualty Ins. Co.	\$135,601	57	National General Ins. Co.	\$7,857
13	Pioneer State Mutual Ins. Co.	\$127,428	58	American International Group	\$7,375
14	Acuity, A Mutual Ins. Co.	\$119,983	59	Selective Ins. Group	\$7,229
15	Auto-Owners Ins. Co.	\$118,257	60	Esurance Ins. Co.	\$7,097
16	Geico Direct Ins.	\$96,516	61	Northland Ins. Co.	\$6,942
17	Farmers Ins. Exchange	\$93,285	62	Travelers Property Casualty Co.	\$6,732
18	Cincinnati Ins. Co.	\$86,233	63	Cont. Casualty Co.	\$6,684
19	Farm Bureau Ins.	\$75,221	64	State Auto Ins. Co.	\$6,324
20	Markel Corporation	\$74,028	65	Tokio Marine America Ins. Co.	\$6,298
21	Hartford Ins.	\$72,359	66	Hartford Ins.	\$5,896
22	Liberty Mutual Group Ins. Co.	\$69,454	67	Liberty Mutual Group Inc.	\$5,666
23	United Services Automobile Assoc.	\$65,505	68	MAIPF	\$5,611
24	Esurance Property & Casualty Ins. Co.	\$62,596	69	Federated Mutual Ins. Co.	\$5,265
25	Nationwide Mutual Ins. Co.	\$58,832	70	Protective Ins. Co.	\$4,911
26	Michigan Ins. Co.	\$48,866	71	American Bankers Ins. Co. of Florida	\$4,794
27	Hastings Mutual Ins.	\$47,354	72	Allianz Fireman's Fund Ins.	\$4,597
28	IDS Property Casual Ins. Co.	\$42,348	73	Selective Ins. Group	\$4,036
29	Ace American Ins. Co.	\$42,242	74	Travelers Indemnity Co.	\$4,008
30	Ohio Farmers Ins. Co.	\$31,593	75	Hartford Ins.	\$4,002
31	Metlife Auto and Home Ins.	\$30,147	76	Secura Ins. Co.	\$3,957
32	Zurich American Ins. Co.	\$28,452	77	Safety National Casualty Corp.	\$3,874
33	Liberty Mutual Group Ins. Co.	\$26,909	78	Hudson Ins. Co.	\$3,861
34	National General Management Co.	\$26,487	79	West Bend Mutual Ins. Co.	\$3,763
35	Allstate Ins. Co.	\$25,518	80	Selective Ins. Group	\$3,708
36	National General Management Co.	\$23,787	81	Travelers Indemnity Co. of America	\$3,550
37	Everest National Ins. Co.	\$22,779	82	Travelers Indemnity Co.	\$3,528
38	EMC Ins.	\$22,644	83	American Modern Home Ins. Co.	\$3,518
39	Wolverine Mutual Ins. Co.	\$21,053	84	Hanover Ins. Group	\$3,465
40	Ohio Farmers Ins. Co.	\$20,309	85	Metlife Auto and Home Ins.	\$3,454
41	Hanover Ins. Group	\$20,194	86	Liberty Mutual Group Inc.	\$3,416
42	Nationwide Mutual Ins. Co.	\$18,926	87	Hartford Ins.	\$3,323
43	Grange Ins. Co.	\$18,924	88	State Auto Ins. Co.	\$3,288
44	Hartford Ins.	\$18,904	89	Amerisure Ins. Co.	\$3,187
45	Old Republic Ins. Co.	\$17,040	90	XL American Companies	\$3,102



# Insurance Company Assessments Received in 2018

(The following schedule represents 2017 assessments, based on the number of written car years of insured vehicles in 2017 providing no-fault personal injury protection. Assessments were due April 1, 2018.)

	Name of Company	ATPA Assessment		Name of Company	ATPA Assessment
91	XL American Companies	\$2,984	135	Hartford Ins.	\$554
92	Charter Oak Fire Ins. Co.	\$2,762	136	Republic General Ins. Corp.	\$550
93	USA Underwriters	\$2,742	137	Phoenix Ins. Co.	\$531
94	MAIPF-Commercial	\$2,716	138	Berkley Ins. Co.	\$520
95	Argonaut Ins. Co.	\$2,715	139	QBE Ins. Co.	\$515
96	Cherokee Ins. Co.	\$2,591	140	Encompass Property Casualty	\$503
97	Brotherhood Mutual Ins. Co.	\$2,424	141	QBE Reagent Ins. Co.	\$496
98	FCCI Ins. Co.	\$2,268	142	SL America Companies	\$492
99	Federated Service Ins. Co.	\$2,103	143	Services Ins.	\$486
100	Ansur America Ins. Co.	\$1,879	144	Berkley Ins. Co.	\$477
101	Americsure Mutual Ins. Co.	\$1,860	145	Hanover Ins. Group	\$470
102	Michigan Miller Ins.	\$1,848	146	Liberty Mutual Group Inc.	\$468
103	Amerisure Partners Ins. Co.	\$1,802	147	PMA Companies	\$465
104	Foremost Property & Casualty Ins. Co.	\$1,694	148	Axis Ins. Co.	\$460
105	American Alternative Ins. Corporation	\$1,661	149	RLI Ins. Co.	\$416
106	Selective Ins.	\$1,545	150	Liberty Mutual Group Inc.	\$410
107	Lancer Ins. Co.	\$1,310	151	State National Ins. Co.	\$389
108	Church Mutual Ins. Co.	\$1,239	152	Mitsui Sumitomo Ins. USA	\$388
109	State Farm Fire Casualty Co.	\$1,227	153	HDI Global Ins. Co.	\$384
110	PURE Ins.	\$1,214	154	American Service Ins. Co.	\$372
111	Allianz Firemans Fund Ins.	\$1,199	155	Berkley Ins. Co.	\$364
112	Travelers Casualty Ins. Co. America	\$1,194	156	Berkley Ins. Co.	\$351
113	Ohio Farmers Ins. Co.	\$1,185	157	QBE Praetorian Ins. Co.	\$340
114	Electric Ins. Co.	\$1,169	158	Metlife Auto and Home Ins.	\$329
115	National Trust Ins. Co.	\$1,156	159	North American Elite Ins. Co.	\$322
116	QBE Casualty of Wisconsin	\$1,116	160	Berkley Ins. Co.	\$318
117	Arch Ins. Co.	\$1,066	161	Falls Lake National Ins. Co.	\$310
118	State Auto Ins. Co.	\$1,030	162	Allianz Firemans Fund Ins.	\$283
119	Berkley Ins. Co.	\$1,009	163	Federated Reserve Ins. Co.	\$265
120	Guideone Ins.	\$1,005	164	Liberty Mutual Group Inc.	\$261
121	Berkley Ins. Co.	\$995	165	Liberty Mutual Group Ins.	\$245
122	Truck Ins. Exchange	\$982	166	Technology Ins. Co.	\$237
123	American Country Ins. Co.	\$943	167	Sompo America Ins. Co.	\$231
124	Great American Ins. Co.	\$923	168	Hartford Ins.	\$230
125	Mid-Century Ins. Co.	\$919	169	21st Century Premier	\$221
126	Wesco Ins. Co.	\$901	170	Hanover Ins. Co.	\$213
127	Hanover Ins. Co.	\$896	171	Pharmacists Mutual	\$205
128	Monroe Guaranty Ins. Co.	\$803	172	Starr Ins. Co.	\$198
129	Starr Indemnity Liability Co.	\$803	173	Pennsylvania Lumbermen's Group	\$187
130	Canal Ins. Co.	\$777	174	T.H.E. Insurance Co. Inc.	\$185
131	Hartford Ins.	\$651	175	Cuna Mutual Group	\$181
132	Bitco General Ins. Corp.	\$616	176	Standard Fire Ins. Co.	\$180
133	Federated Rural Electric Ins.	\$576	177	Mitsui Sumitomo Ins. America	\$167
134	Liberty Mutual Group Inc.	\$556	178	Occidental Fire & Casualty Co.	\$158



## Insurance Company Assessments Received in 2018

(The following schedule represents 2017 assessments, based on the number of written car years of insured vehicles in 2017 providing no-fault personal injury protection. Assessments were due April 1, 2018.)

	Name of Company	ATPA Assessment		Name of Company	ATPA Assessment
179	Liberty Mutual Group Inc.	\$146	206	Capitol Indemnity Corp.	\$31
180	Hartford Ins.	\$145	207	XL America Companies	\$29
181	Liberty Mutual Group Inc.	\$133	208	Liberty Mutual Group Inc.	\$28
182	Conifer Ins. Co.	\$121	209	American Southern Home Ins. Co.	\$24
183	Liberty Mutual Group Inc.	\$116	210	Liberty Mutual Group Inc.	\$24
184	21st Century Advantage Ins. Co.	\$110	211	Liberty Mutual Group Inc.	\$23
185	Trans Pacific Ins. Co.	\$109	212	Allstate Indemnity Co.	\$22
186	Argonaut Ins. Co.	\$105	213	Liberty Mutual Group Inc.	\$18
187	Amtrust North America Inc.	\$99	214	Liberty Mutual Group Inc.	\$16
188	Foremost Signature Ins. Co.	\$97	215	Associated Industries Ins. Co.	\$16
189	Bitco National Ins. Co.	\$95	216	Liberty Mutual Group Inc.	\$11
190	21st Century North America Ins.	\$92	217	Amtrust North America Inc.	\$11
191	TNUS Ins. Group	\$82	218	Amtrust North America Inc.	\$11
192	Liberty Mutual Group Inc.	\$74	219	Clear Blue Ins. Co.	\$10
193	Allianz Fireman's Fund Ins.	\$73	220	Hallmark Financial Services Inc.	\$9
194	Starstone National Ins. Operation	\$71	221	Hiscox Ins. Co. Inc.	\$9
195	Berkley Ins. Co.	\$62	222	Utica National Ins. Group	\$8
196	Liberty Mutual Ins. Co.	\$60	223	Affinity Mutual Ins. Co.	\$7
197	Repwest Ins. Co.	\$55	224	Diamond State Ins. Co.	\$6
198	Chandler Inc.	\$54	225	National Specialty Ins. Co.	\$5
199	Liberty Mutual Group Inc.	\$53	226	Argonaut Ins. Co.	\$4
200	Allianz Fireman's Fund Ins.	\$48	227	Utica National Ins. Group	\$3
201	Liberty Mutual Group Inc.	\$47	228	St. Paul Mercury Ins. Co.	\$2
202	Berkley Ins. Co.	\$46	229	Knightbrook Ins. Co.	\$2
203	Mid Continent Group	\$37	230	Berkley Ins. Co.	\$1
204	21st Century Centennial Ins. Co.	\$35	231	Greater New York Mutual Ins.	\$1
205	North American Specialty Ins.	\$32	232	St. Paul Fire & Marine Ins. Co.	\$1

<b>GRAND TOTAL</b>	<b>\$7,333,516</b>
--------------------	--------------------



This report of the Michigan Automobile Theft Prevention Authority is published as required by Public Act 174 of 1992. Not Paid For With State General Purpose Funds.