



2013 Annual Report

To the Governor & the Legislature of the State of Michigan

PLEASE DON'T HELP THE THIEVES

- Stolen vehicles are often one of the “keys” to police officer injuries and deaths.
- Vehicle theft is often one of the “keys” leading to a life of crime.
- Stolen vehicles are often one of the “key” tools used in organized crime, drive-by shootings, and drug trafficking.

THE “KEY” TO PREVENTING AUTO THEFT IS IN YOUR HANDS



- Lock your car and take the key.
- Use an anti-theft device.
- Put your valuables in the trunk.

For More Information, Please Contact:

**Michigan State Police
Michigan Automobile Theft Prevention Authority
333 South Grand Avenue
P.O. Box 30634
Lansing, Michigan 48909-0634**

**PH: (517) 241-1087 • FAX: (517) 241-0161
www.michigan.gov/atpa**



TABLE OF CONTENTS

2013 Automobile Theft Prevention Authority (ATPA) Annual Report

History and Description	3-4
2013 Overview of ATPA Activity	5-6
Task Force Highlights	7
Task Force Success Stories	8-11
National & Michigan Specific Theft Data	12-17
2013 ATPA Grant Performance	18
2013 ATPA Grant Awards	19
2013 ATPA Grantees (Not Highlighted in Task Force Success Stories)	20-21
ATPA Financial Statement	22
Insurance Company Assessments Received in 2013	23
Public Act 174 of 1992	24-26



2013 Board of Directors and Staff Automobile Theft Prevention Authority

The ATPA operates under a Board of Directors appointed by the Governor. By law, the board includes the Director of the Michigan State Police and representatives of law enforcement, the automobile insurance industry, and purchasers of automobile insurance.

Director, Michigan State Police

Col. Kriste Kibbey Etue, Chair

Representing Law Enforcement Officials

Undersheriff Michael McCabe
Oakland County Sheriff's Office

Chief Curtis Caid
Livonia Police Department

Representing Purchasers of Automobile Insurance

Monsignor Russell Kohler
Most Holy Trinity Church-Detroit

Mr. Patrick Joseph Dolan
National Representative
American Federation of Government Employees

Representing Automobile Insurers

Mr. Fausto Martin
Vice President and Chief Claims Officer
Auto Club Group

Ms. Laura Pierman
Claims Facility Manager
Amerisure Mutual Insurance Company

ATPA Staff

Mr. Daniel Vartanian, Executive Director
Mr. Tim Bailor, Program Coordinator
Ms. Tracy Lambert, Financial Auditor

E-mail Address

VartanianD@michigan.gov
BailorT@michigan.gov
LambertT1@michigan.gov



**Board of Directors – Grant Hearings
August 14, 2013**



From left to right:

Monsignor Russell Kohler, Chief Curtis Caid,
Col. Kriste Kibbey Etue, Mr. Fausto Martin, Undersheriff Michael McCabe,
Ms. Laura Pierman, and Mr. Patrick Joseph Dolan



STATE OF MICHIGAN
DEPARTMENT OF STATE POLICE
LANSING

RICK SNYDER
GOVERNOR

COL. KRISTE KIBBEY ETUE
DIRECTOR

To the Governor and Honorable Members of the Michigan Legislature:

On behalf of the Board of Directors and staff of the Michigan Automobile Theft Prevention Authority (ATPA), it is a pleasure to present our 2013 Annual Report, which shows auto thefts declined by 0.3 percent in calendar year 2012. Furthermore, since the inception of the ATPA in 1986, Michigan's auto thefts have fallen from 72,021 to 24,973 per year, a decline of 65.3 percent.

ATPA's success in the battle against auto theft is the direct result of the dedication and efforts of the 109 men and women who are part of our law enforcement teams, prosecutors' teams, and community programs funded through ATPA. These highly-motivated individuals often go above and beyond the call of duty to recover a stolen vehicle or arrest those responsible. As you read the case stories contained in this report, you will find many instances where our grantees worked collaboratively to solve these crimes.

The highlights of the report are as follows:

- Michigan motorists are saving \$52 per insured vehicle as a result of lower thefts.
- In fiscal year (FY) 2013 (October 1, 2012, thru September 30, 2013), ATPA teams made 1,996 arrests and were involved in the recovery of 4,521 vehicles or parts with an estimated value of \$33 million.
- Since its inception in 1986, the program has resulted in a total of 62,497 arrests and recovered 87,534 vehicles or parts worth an estimated \$748 million.
- In FY 2013, the return on investment of ATPA funds was \$6.38 for every \$1 spent.

I also want to thank the 47 agencies receiving ATPA grant funding. These agencies continue to make auto theft prevention a high priority. Without the steadfast commitment of local, county, and state participants in this program, we would not be successful in reducing auto thefts in Michigan.

Sincerely,


DIRECTOR
Michigan State Police

The Automobile Theft Prevention Authority

History and Description

History

In the mid-1980s, Michigan had the highest auto theft rate in the nation. Members of the Michigan Anti-Car Theft (ACT) Campaign Committee developed a concept that would combine the efforts of law enforcement, communities, and businesses against auto theft.

In 1986, Michigan's Governor and Legislature decided to try the ACT committee's idea. So began one of Michigan's most effective weapons against the crime of auto theft: the Automobile Theft Prevention Authority (ATPA).

Since then, the ATPA has led the way in reducing auto thefts in the state of Michigan.

A Successful Experiment

The ATPA was established with a sunset provision that automatically abolished the program unless it was renewed by the Legislature. The purpose of the sunset was to ensure that the program, created as an experiment in law enforcement, was doing its job as intended.

In 1992, the Legislature and Governor agreed the ATPA should become a permanent state authority, housed under the auspices of the Michigan State Police (MSP). The legislation was passed overwhelmingly in both the House and Senate.

How the ATPA Works

The ATPA is funded by an annual \$1 assessment on each insured non-commercial passenger vehicle, plus interest earned by investing those funds.

It is governed by a seven-member board of directors appointed by the Governor which includes representatives of law enforcement, automobile insurers, and consumers of automobile insurance.

Each state fiscal year, the board awards grants to law enforcement agencies, prosecutor's offices, and neighborhood organizations. These grant programs provide three main functions: prevention, apprehension, and incarceration.

The ATPA has three staff members who conduct financial and performance reviews on each program, prepare reports for the board, and assist with the Vehicle Identification Number (VIN) etching program.

The ATPA board members are liaisons, sharing crucial information with key state and national officials.

Finally, the ATPA board members and staff are involved in long-range planning. Regular meetings, including strategic planning sessions, provide updated goals and objectives for fighting auto theft.

Stretching Resources

Since its inception in 1986, funding for the ATPA has remained relatively constant. However, the cost of the ATPA-funded programs has increased. For the past 27 years, activities of the ATPA have drawn from these fixed resources in the most efficient and effective manner possible.

In order to stretch the ATPA funds, the board requires grantees to provide matching funds for their anti-theft efforts. In 1993, grant recipients were required to provide 12.5 percent of total program costs. That match was increased to 25 percent beginning in 1994; became 40 percent in 2008; and has been 50 percent since the 2010 fiscal year.

Bucking the Trend

From 1986 to 2012, auto thefts in Michigan dropped 65 percent. During that same time period, auto thefts nationally decreased by only 41 percent. National and state officials have agreed the ATPA is a major reason for Michigan's decline in auto thefts.

As a direct result, major Michigan auto insurers' average rate of comprehensive premiums, relative to other states, has been reduced. In 1987, Michigan's comprehensive premiums were 5th highest in the nation, but fell to 21st in 2010. Michigan motorists each paid \$24 into the fund from 1987 to 2010, but have saved over \$813. The \$1 investment by owners of non-commercial passenger vehicles earned a return of \$52 in 2012.

2013 Overview of ATPA Activity

Web site

The ATPA Web site continues to be updated and can be accessed at www.michigan.gov/atpa. The site provides a wealth of historical information and current data, and is interactive with the ATPA grantees and the general public.

Incentive Funding

In April 2013, the ATPA Board of Directors announced an opportunity for its grantees to apply for incentive funding for their FY 2014 grants. A grantee was awarded incentive funding if they could deliver one or more of the four ATPA strategic priorities, which include: data-driven, collaborative, innovative, and efficient programs aimed at reducing auto theft. The average incentive that was allocated to grantees for FY 2014 equaled five percent.

Grant Hearings

Board members participated in the annual grant hearings held on August 14, 2013, at the American Automobile Association Michigan Headquarters in Dearborn. Total grant requests were almost \$12.5 million. Final approved budgets totaled \$12.2 million, with an ATPA share of \$6.8 million. The Board of Directors approved grants representing 46 agencies, and supporting 109 personnel.



Grantees attending the annual grant hearings (left to right):
Det. Michael Wojciechowski, Southfield Police Department;
Cpl. Mike Maurier, Dearborn Police Department;
and Det. Lawrence Jones, Southfield Police Department.

VIN Etching Proves Successful

The ATPA's multi-year studies of VIN-etched vehicles indicate that "etched" vehicles are 29 percent less likely to be stolen, when compared to the rest of the vehicles in Michigan.

The ATPA neighborhood organizations and ATPA staff etched over 1,118 vehicles in FY 2013. Not only does it make a car look less appealing to thieves, but an etched vehicle may also qualify for a discount on the comprehensive portion of auto insurance premiums. To date, there have been over 46,800 vehicles etched in this program.

CarFit is an educational program offered by the Association of American Retired Persons (AARP). This program offers older adults the opportunity to verify how well their personal vehicles "fit" them. The program also provides information and materials on community-specific resources that could enhance their safety as drivers, and/or increase their mobility in the community.

The ATPA and its grant recipient, West Grand Neighborhood Organization, would like to thank the AARP for including VIN etching as a part of their CarFit program, which is offered to communities throughout Michigan.



Staff at the ATPA

Mr. Dan Vartanian, Executive Director of the ATPA, acknowledges the excellent work the ATPA staff has performed over the last year. Ms. Tracy Lambert has been a staff member since January 2011, and provides accounting and auditing support. Mr. Tim Bailor became a staff member in February 2011, and provides program support to ATPA grantees. Ms. Roxanne LeDuke, Executive Secretary of the MSP Grants and Community Services Division, has assisted the ATPA with administrative support since June 2013.

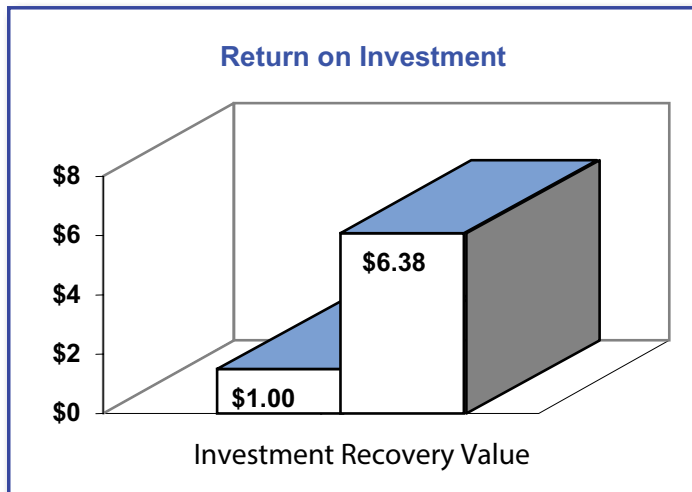


Left to Right: Ms. Roxanne LeDuke, Mr. Tim Bailor, Ms. Tracy Lambert, and Mr. Dan Vartanian.

Task Force Highlights

Return on Investment

During 2013, the ATPA grantees achieved the following: 4,524 recovery incidents; 1,996 arrests; and, 1,118 vehicles etched. Law enforcement grantees recovered \$6.38 for every \$1 the ATPA invested.



Vehicle Theft Rates

From 1986 to 2012, despite growth in both population and number of registered vehicles, Michigan's theft rate per 100,000 population, and per 100,000 registered vehicles, has fallen dramatically.

THEFT RATE	1986	2012	% CHANGE
Population	787.5	254.1	-67.7
Vehicles	999.5	250.2	-75.0

Historical Performance of the ATPA

The following table displays the historical performance of ATPA law enforcement auto theft consortiums.

YEAR	ARRESTS	\$ VALUE RECOVERED
1989-2003	36,842	\$374,946,375
2004	2,719	\$33,819,435
2005	2,778	\$37,420,835
2006	2,957	\$49,220,230
2007	3,073	\$50,391,560
2008	2,256	\$39,541,465
2009	2,583	\$39,316,557
2010	2,311	\$28,370,280
2011	2,281	\$27,508,471
2012	2,701	\$34,246,620
2013*	1,996	\$33,278,814
TOTALS	62,497	\$748,060,642

**FY 2013 had a significant drop in arrests due to budget deficits and layoffs at many police departments where ATPA grants were awarded.*

Task Force Success Stories

Multi-State Theft

In the beginning of FY 2013, officers from the Macomb Auto Theft Squad (MATS) were investigating the report of a stolen Trailblazer. After thorough investigation, officers were able to locate the stolen vehicle for sale on Craigslist. MATS proceeded in setting up a meeting to purchase the stolen vehicle. The meeting took place and the suspect arrived with a different Trailblazer which was also found to have been stolen. Subsequent to the arrest, the investigation led to information of a large multi-state theft ring in which stolen automobiles were being purchased in Metro Detroit and shipped out of state. The main suspect in the theft ring would travel to Detroit from Indiana with a vehicle car hauler, purchase the stolen vehicles, and return to Indiana with the vehicles where the vehicles would then be "parted out" or sold.

MATS officers, working closely with the Indiana State Police, uncovered the suspect's address in Indiana and a search warrant was executed. The warrant led to the recovery of 32 stolen motors and transmissions and eight complete vehicles. After interrogating the suspect in Indiana, officers were then able to locate and arrest three suspects in the Metro Detroit area who were involved in the Michigan portion of the theft ring.

MATS has also uncovered information regarding numerous stolen automobiles being purchased in Metro Detroit and being shipped to South Carolina for resale. Officers are continuing to look further into this case and charges are pending on all suspects involved in the multi-state theft ring.

Macomb Auto Theft Squad (MATS)




Chop Shop Bust

On September 19, 2013, Operation Arresting Car Thieves In Our Neighborhood (ACTION), located in Grosse Pointe Park, Michigan, received a tip from a concerned citizen referencing a possible chop shop within the City of Detroit. Upon responding, officers observed numerous vehicles in various stages of dismantling. Uniformed officers were requested on scene and as they arrived the suspects began to flee.

Within a short time, four suspects were in custody. Recovered were four stolen vehicles, two donor vehicles*, a tow truck, and a van. Vehicle parts were located throughout the area, as well as floor jacks, drills, tools, ignitions, several sets of keys, and several VIN plates. The Wayne County Prosecutors Office has charged each defendant with operating a chop shop, four counts of receiving and concealing stolen property, and misrepresenting a motor vehicle with intent to mislead.

**A donor vehicle is defined as a wrecked car in which the original VIN plate is removed and subsequently utilized/transferred onto a stolen vehicle so it can be driven. Often, someone will buy a wrecked vehicle from a junk yard, register it in his/her name, and then transfer the VIN to a stolen vehicle which he/she then drives in his/her name.*

Arresting Car Thieves In Our Neighborhood (Eastside ACTION)



Like Father - Like Son

The Department of Justice (DOJ) Regional Office in Memphis, Tennessee, had been monitoring a suspect's vehicle which had been affixed with a global positioning system device by the DOJ office. The DOJ office then contacted Michigan's Southwest Commercial Auto Recovery (SCAR) detectives and requested a stop of this known cargo thief on I-94 in Michigan. The vehicle was ultimately stopped by MSP Jackson Post troopers.

Admission was obtained from the driver and the passenger that they were headed to a "fence" in Detroit for delivery of goods and payment. Both suspects were arrested for receiving and concealing stolen property over \$20,000, as both the cargo and trailer were also stolen. Federal Prosecutors charged the driver with continuing criminal enterprise.

The DOJ Regional Office in Memphis, Tennessee, was familiar with the work of the SCAR unit due to a 2012 arrest of the suspect's son for stolen cargo and vehicles valued at nearly \$300,000.

Southwest Commercial Auto Recovery (SCAR)



The Big Three

The Western Wayne Auto Theft Elimination Effort (WWATEE) Team received a request from General Motors' (GM) security for assistance in the investigation of a recent breaking and entering (B&E) and wheel/tire thefts from GM's Hamtramck Plant. It was the general consensus of the group that the individual who broke into the plant was likely the same individual who had been caught breaking into the plant on several other occasions. The subject in mind was currently out on parole for his previous offense of breaking into the plant and stealing wheels and tires, totaling approximately \$170,000.

The suspect had been previously ordered into a drug rehabilitation facility for 90 days. During that time period, no B&Es occurred at the plant; however, the B&Es started back up the very same night of his release from the rehabilitation facility. The modus operandi was also the same on each of the B&Es.

Surveillance cameras were positioned in the area where entry was being gained into the plant. During the first two nights of surveillance, video was captured of the suspect breaking into the plant and stealing wheels and tires. Unfortunately, the video was lacking in quality.

WWATEE summoned the assistance of the MSP Audio/Video Analysis Unit to enhance the quality of the video. Due to the many previous contacts the suspect had with GM security, a positive identification was made and a search warrant was authorized and executed for the suspect's residence. WWATEE was then able to seize shoes and clothing worn by the suspect during the B&Es of the plant. An eight-count felony warrant (four counts for each of the two nights) for B&E, larceny in a building, receiving and concealing stolen property, and trespass upon key facility was authorized. The suspect was arrested when he appeared for his weekly probation meeting and he was lodged in the Detroit Detention Center.

Western Wayne Auto Theft Elimination Effort (WWATEE)



2012* FBI MOTOR VEHICLE THEFTS (MVT)

State		Total 2012 MVT	State		Theft Rate Per 100,000 Population
1	California	168,608	1	District of Columbia	579.0
2	Texas	64,996	2	California	443.2
3	Florida	37,330	3	Washington	382.8
4	Georgia	28,536	4	Nevada	363.1
5	Washington	26,402	5	Oklahoma	303.1
6	Illinois	25,690	6	Arizona	292.3
7	Michigan	24,973	7	Georgia	287.7
8	Ohio	19,512	8	South Carolina	279.5
9	Arizona	19,158	9	Missouri	270.8
10	New York	17,348	10	New Mexico	261.9
11	New Jersey	16,481	11	Oregon	261.7
12	Missouri	16,308	12	Hawaii	258.9
13	North Carolina	16,120	13	Maryland	255.3
14	Pennsylvania	15,028	14	Michigan	254.1
15	Maryland	15,025	15	Rhode Island	250.2
16	Indiana	13,661	16	Texas	249.4
17	South Carolina	13,201	17	Kansas	234.9
18	Tennessee	12,980	18	Colorado	233.1
19	Colorado	12,092	19	Nebraska	223.5
20	Oklahoma	11,564	20	Utah	210.1
21	Oregon	10,203	21	Indiana	209.0
22	Nevada	10,018	22	Alaska	208.1
23	Alabama	9,874	23	Alabama	204.8
24	Massachusetts	9,232	23	Tennessee	201.0
25	Virginia	9,076	25	Illinois	199.5
26	Minnesota	8,458	26	Arkansas	194.1
27	Wisconsin	8,216	27	Florida	193.2
28	Louisiana	7,881	28	New Jersey	185.9
29	Kansas	6,778	29	Connecticut	179.6
30	Kentucky	6,668	30	Louisiana	171.3
31	Connecticut	6,449	31	Ohio	169.0
32	Utah	5,999	32	Montana	168.0
33	Arkansas	5,724	33	North Carolina	165.3
34	New Mexico	5,463	34	North Dakota	164.5
35	Mississippi	4,322	35	Minnesota	157.2
36	Nebraska	4,147	36	Delaware	156.6
37	Iowa	4,023	37	Kentucky	152.2
38	District of Columbia	3,661	38	Mississippi	144.8
39	Hawaii	3,605	39	Wisconsin	143.5
40	Rhode Island	2,628	40	Massachusetts	138.9
41	West Virginia	2,209	41	Iowa	130.9
42	Montana	1,689	42	South Dakota	127.8
43	Alaska	1,522	43	West Virginia	119.1
44	Delaware	1,436	44	Pennsylvania	117.7
45	Idaho	1,364	45	Virginia	110.9
46	North Dakota	1,151	46	Wyoming	101.3
47	South Dakota	1,065	47	New York	88.6
48	New Hampshire	1,023	48	Idaho	85.5
49	Maine	995	49	New Hampshire	77.5
50	Wyoming	584	50	Maine	74.9
51	Vermont	435	51	Vermont	69.5
NATIONAL TOTAL		721,053	NATIONAL AVERAGE		229.7

*Most recent data available at time of publication.

STATES WITH HIGHEST MOTOR VEHICLE THEFTS (FBI)					
	1986	1996	2012*	% CHANGE 1986-2012	% CHANGE 1996-2012
CALIFORNIA	205,597	242,466	168,608	-18.0	-30.5
TEXAS	119,121	104,928	64,996	-45.4	-38.1
FLORIDA	69,824	103,769	37,330	-46.5	-64.0
GEORGIA	26,264	46,215	28,536	8.7	-38.3
WASHINGTON	14,037	28,893	26,402	88.1	-8.6
ILLINOIS	72,587	58,077	25,690	-64.6	-55.8
MICHIGAN	72,021	62,930	24,973	-65.3	-60.3
OHIO	40,396	45,528	19,512	-51.7	-57.1
ARIZONA	13,892	41,034	19,158	37.9	-53.3
NEW YORK	113,247	89,900	17,348	-84.7	-80.7
NORTH CAROLINA	13,186	24,566	16,120	22.3	-34.4
NEW JERSEY	59,096	46,437	16,481	-72.1	64.5
MISSOURI	22,233	23,992	16,308	-26.6	-32.0
PENNSYLVANIA	42,130	49,690	15,028	-64.3	-69.8
MARYLAND	24,334	36,083	15,025	-38.3	-58.4
INDIANA	18,027	24,817	13,661	-24.2	-45.0
SOUTH CAROLINA	9,344	15,849	13,201	41.3	-16.7
TENNESSEE	26,109	34,428	12,980	-50.3	-62.3
COLORADO	15,876	15,206	12,092	-23.8	-20.5
NATIONAL	1,224,127	1,395,192	721,053	-41.1	-48.3

*Most recent data available at time of publication.

2012* THIEVES FAVORITE CHOICES			
	Color	Month	Day of Week
1.	Black	August	Monday
2.	White	October	Friday
3.	Red	September	Wednesday
4.	Blue	July	Thursday
5.	Silver	June	Tuesday
6.	Green	May	Saturday
7.	Gray	November	Sunday
8.	Maroon	January	
9.	Gold	December	
10.	Tan	March	

**Most recent data available at time of publication.*

UNITED STATES (U.S.) TOP 10 MOST STOLEN			
National Insurance Crime Bureau 2012* Data (U.S. Top 10)		National Insurance Crime Bureau 2012* Data (Michigan Top 10)	
MAKE/MODEL		MAKE/MODEL	
1.	1996 Honda Accord	1.	2000 Dodge Caravan
2.	1998 Honda Civic	2.	2005 Chevrolet Impala
3.	2006 Ford Pick-up	3.	2012 Chevrolet Malibu
4.	1999 Chevrolet Pick-up	4.	1999 Ford Taurus
5.	1991 Toyota Camry	5.	2000 Pontiac Grand Prix
6.	2000 Dodge Caravan	6.	1997 Chevrolet Pick-up
7.	2004 Dodge Pick-up	7.	2006 Ford Pick-up
8.	1994 Acura Integra	8.	2012 Ford Fusion
9.	1997 Nissan Altima	9.	2000 Dodge Intrepid
10.	1996 Nissan Maxima	10.	1999 Pontiac Grand Am

**Most recent data available at time of publication.*

DECLINING THEFTS IN MICHIGAN, DETROIT, AND THE NATION

The following table provides data indicating that from 1986 to 2012*, Michigan thefts have declined by 65.3 percent, Detroit thefts have declined by 64.0 percent, and national thefts have declined by 41.1 percent.

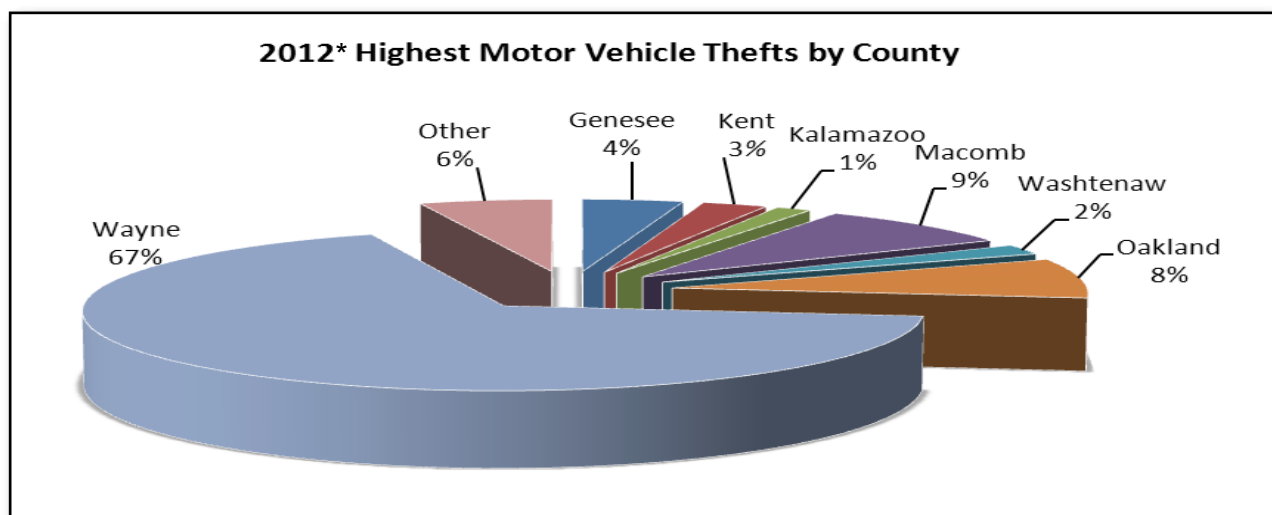
	State of Michigan		City of Detroit		National	
Year	Thefts	% Change	Thefts	% Change	Thefts	% Change
1986	72,021	N/A	31,913	N/A	1,224,127	N/A
1987	68,415	-5.0	29,811	-6.6	1,285,300	5.0
1988	67,211	-1.8	30,123	1.0	1,432,916	11.5
1989	65,297	-2.8	28,123	-6.6	1,564,800	9.2
1990	65,220	-0.1	30,376	8.0	1,635,907	4.5
1991	62,636	-4.0	28,740	-5.4	1,661,738	1.6
1992	58,037	-7.3	27,344	-4.9	1,610,834	-3.1
1993	56,670	-2.4	28,061	2.6	1,561,047	-3.1
1994	60,227	6.3	29,569	5.4	1,539,097	-1.4
1995	57,895	-3.9	29,273	-1.0	1,472,732	-4.3
1996	62,930	8.7	34,265	17.1	1,395,192	-5.3
1997	59,826	-4.9	33,439	-2.4	1,353,707	-3.0
1998	56,536	-5.5	28,651	-14.3	1,240,754	-8.3
1999	54,018	-4.5	26,607	-7.1	1,147,305	-7.5
2000	53,889	-0.2	25,892	-2.7	1,165,559	1.6
2001	52,310	-2.9	24,537	-5.2	1,226,457	5.2
2002	49,248	-5.9	23,857	-2.8	1,246,096	1.6
2003	53,307	8.2	25,356	6.3	1,260,471	1.2
2004	49,982	-6.2	24,573	-3.1	1,237,114	-1.9
2005	48,064	-3.8	21,439	-12.8	1,235,226	-0.2
2006	49,709	3.4	22,918	6.9	1,192,809	-3.4
2007	41,510	-16.5	19,655	-14.2	1,095,769	-8.1
2008	35,467	-14.6	16,117	-18.0	956,846	-12.7
2009	29,647	-16.4	13,252	-17.8	794,616	-17.0
2010	26,875	-9.4	12,563	-5.2	737,142	-7.2
2011	25,048	-6.8	11,238	-10.5	715,373	-3.0
2012	24,973	-0.3	11,504	2.4	721,053	0.8
% Change		-65.3		-64.0		-41.1

*Most recent data available at time of publication.

MOTOR VEHICLE THEFTS						
COUNTY	1986	1996	2012*	% CHANGE 1986-1996	% CHANGE 1996-2012	% CHANGE 1986-2012
WAYNE	43,300	42,602	15,352	-1.6	-64.0	-64.5
MACOMB	5,832	2,836	1,950	-51.4	-31.2	-66.6
OAKLAND	9,310	3,886	1,850	-58.3	-52.4	-80.1
GENESEE	3,290	3,329	952	1.2	-71.4	-71.1
KENT	1,778	1,542	611	-13.3	-60.4	-65.6
WASHTENAW	1,449	1,122	459	-22.6	-59.1	-68.3
INGHAM	812	857	452	5.5	-47.3	-44.3
KALAMAZOO	591	556	332	-5.9	-40.3	-43.8
MUSKEGON	331	408	274	23.3	-32.8	-17.2
MONROE	279	438	237	57.0	-45.9	-15.1
SAGINAW	569	588	225	3.3	-61.7	-60.5
CALHOUN	244	473	173	93.9	-63.4	-29.1
JACKSON	308	277	171	-10.1	-38.3	-44.5
ST. CLAIR	261	308	158	18.0	-48.7	-39.5
BERRIEN	408	474	122	16.2	-74.3	-70.1
OTTAWA	194	226	116	16.5	-48.7	-40.2
BAY	175	272	97	55.4	-64.3	-44.6
VAN BUREN	150	116	71	-22.7	39.0	-52.7
ST. JOSEPH	74	82	59	10.8	-28.0	-20.3
ALLEGAN	74	120	57	62.2	-52.5	-23.0
REMAINDER	2,592	2,418	1,255	-6.7	-48.1	-51.6
STATE TOTAL	72,021	62,930	24,973	-12.6	-60.2	65.3

*Most recent data available at time of publication.

COUNTIES WITH HIGHEST MOTOR VEHICLE THEFTS



*Most recent data available at time of publication.

**LAW ENFORCEMENT AGENCIES
WITH MORE THAN 100 MOTOR VEHICLE THEFTS**

(Note: n/a indicates less than 100 motor vehicle thefts)

JURISDICTION	2006 THEFTS	2007 THEFTS	2008 THEFTS	2009 THEFTS	2010 THEFTS	2011 THEFTS	2012* THEFTS	% CHANGE 2006-2012
Detroit Police Department	22,918	19,655	16,117	13,252	12,563	11,238	11,504	-50
Warren Police Department	1,805	1,163	1,274	1,056	730	820	741	-59
Flint Police Department	1,521	1,034	904	670	664	792	490	-68
Southfield Police Department	707	631	540	480	410	381	398	-44
Redford Township Police Department	562	436	196	299	292	309	372	-34
Dearborn Police Department	1,035	801	835	595	478	446	359	-65
Oakland County Sheriff's Department	245	197	200	188	155	233	333	36
Westland Police Department	446	332	423	324	322	305	330	-26
Lansing Police Department	472	357	333	209	252	242	280	-41
Taylor Police Department	371	422	324	261	229	234	255	-31
Grand Rapids Police Department	697	589	453	371	380	325	249	-64
Dearborn Heights Police Department	370	342	291	233	182	215	223	-40
Eastpointe Police Department	554	356	390	294	222	233	216	-61
Harper Woods Police Department	475	322	287	348	174	199	211	-56
Roseville Police Department	550	427	325	225	222	281	207	-62
Highland Park Police Department	n/a	n/a	n/a	n/a	n/a	n/a	207	n/a
Livonia Police Department	313	267	250	214	212	205	200	-36
Lincoln Park Police Department	377	315	233	203	206	211	193	-49
Hamtramck Department of Police	534	454	449	354	298	205	189	-65
Clinton Township Police Department	316	311	304	236	206	197	186	-41
Washtenaw County Sheriff's Department	305	292	224	244	222	190	177	-42
Monroe County Sheriff's Department	233	175	142	155	153	124	165	-29
Wyoming Police Department	259	209	180	153	164	138	159	-39
Sterling Heights Police Department	343	244	203	190	120	176	158	-54
Kalamazoo Police Department	395	351	282	277	188	180	157	-60
Macomb County Sheriff's Department	302	232	203	157	134	138	151	-50
Inkster Police Department	257	170	186	136	105	108	139	-46
Madison Heights Police Department	275	175	188	129	109	145	133	-52
Farmington Hills Police Department	168	166	168	133	127	108	126	-25
Flint Township Police Department	193	216	201	121	119	142	121	-37
Battle Creek Police Department	218	206	151	139	157	102	119	-45
Ann Arbor Police Department	n/a	n/a	n/a	n/a	n/a	n/a	118	n/a
Oak Park Police Department	257	196	190	174	140	113	113	-56
Troy Police Department	n/a	n/a	n/a	n/a	109	141	112	n/a
Southgate Police Department	n/a	n/a	n/a	n/a	118	121	110	n/a
Kent County Sheriff's Department	186	188	174	126	146	117	107	-42
Saginaw Police Department	340	327	214	153	125	104	106	-69
Canton Township Police Department	n/a	n/a	n/a	n/a	n/a	n/a	104	n/a
Romulus Police Department	n/a	n/a	n/a	n/a	n/a	n/a	104	n/a
Muskegon Police Department	n/a	n/a	n/a	n/a	n/a	n/a	103	n/a

*Most recent data available at time of publication.

ATPA GRANT PERFORMANCE
As Reported for the Period of October 1, 2012 - September 30, 2013
(FY 2013)

LAW ENFORCEMENT	ATPA Grant Award	VALUE	RECOVERIES			ARRESTS	
		Equipment Recovered	Passenger Vehicle	Other Vehicle	Parts Incident	Motor Vehicle Thefts	Other
Detroit Police Department-Preventing Auto Theft Team	\$948,864	\$7,239,485	796	30	14	560	0
Detroit Police Department-Screen Door Auto Theft Team	\$649,962	\$258,450	33	1	0	41	0
Detroit Fire Department Auto Theft Team	\$61,231	\$1,453,000	1,316	0	0	19	0
Dearborn Police Department Auto Theft Team	\$120,120	\$788,000	51	2	0	57	0
Grand Rapids Police Department Auto Theft Team	\$280,738	\$2,503,175	121	22	31	291	10
Grosse Pointe Park Police Department Auto Theft Team	\$307,357	\$9,019,351	851	12	7	157	5
Hamtramck Department of Police Auto Theft Team	\$98,359	\$491,650	71	0	0	77	6
Lansing Police Department Auto Theft Team	\$61,718	\$845,827	168	27	0	31	0
Saginaw Police Department Auto Theft Team	\$111,069	\$520,200	55	2	0	58	0
Southfield Police Department Auto Theft Team	\$145,728	\$669,684	42	0	8	61	0
Genesee County Sheriff's Department Auto Theft Team	\$318,895	\$2,519,950	255	12	5	34	0
Macomb County Sheriff's Department Auto Theft Team	\$592,907	\$1,796,097	130	28	7	214	39
Oakland County Sheriff's Department Auto Theft Team	\$665,228	\$1,605,820	171	17	2	181	7
MSP Western Wayne Auto Theft Team	\$758,811	\$2,654,045	152	10	1	67	18
MSP Southwest Michigan Auto Theft Team	\$302,900	\$645,080	18	31	7	48	4
MSP Washtenaw Auto Theft Team	\$153,331	\$269,000	15	3	3	11	0
SUBTOTAL	\$5,577,218	\$33,278,814	4,245	197	85	1,907	89
PROSECUTORS		Warrants Issued	Exams Held	Exams Waived	Pre-trial Guilty Pleas	Trials	Trial Convictions
Genesee County Prosecutor's Office	\$87,278	98	19	44	64	0	0
Macomb County Prosecutor's Office	\$66,703	204	9	92	181	0	0
Saginaw County Prosecutor's Office	\$55,947	99	22	55	100	3	3
Wayne County Prosecutor's Office	\$565,771	2,020	325	1,323	1,705	63	44
SUBTOTAL	\$775,699	2,421	375	1,514	2,050	66	47
NEIGHBORHOOD AND OTHER ORGANIZATIONS		Vehicles Etched	Training Meetings	Title History	Technical Assistance	Officers Trained	
Michigan Department of State	\$83,809	0	0	2,603	0	0	
Focus: Hope	\$8,534	74	6	0	0	0	
Michigan Auto Vehicle Theft Investigators	\$30,000	0	0	0	207	503	
Mt. Olive Grand Lodge	\$18,218	377	65	0	0	0	
West Grand-Grand Rapids	\$39,105	667	27	0	0	0	
SUBTOTAL	\$179,666	1,118	98	2,603	207	503	
GRAND TOTAL	\$6,532,578						

FY 2013 ATPA GRANT AWARDS

Organization	Employees Funded	Grantee Share 50%	ATPA Share 50%	Total Budget
LAW ENFORCEMENT AGENCIES				
Dearborn Police Department Auto Theft Team	2.00	\$120,120	\$120,120	\$240,240
Detroit Fire Department Auto Theft Team	1.00	\$61,231	\$61,231	\$122,462
Detroit Police Department-Preventing Auto Theft Team	17.00	\$948,863	\$948,863	\$1,897,727
Detroit Police Department-Screen Door Auto Theft Team	11.00	\$649,962	\$649,962	\$1,299,924
Genesee County Sheriff's Department Auto Theft Team	6.00	\$318,894	\$318,894	\$637,789
Grand Rapids Police Department Auto Theft Team	5.00	\$280,738	\$280,738	\$561,476
Grosse Pointe Park Police Department Auto Theft Team	5.50	\$307,357	\$307,357	\$614,714
Hamtramck Department of Police Auto Theft Team	2.00	\$98,359	\$98,359	\$196,718
Lansing Police Department Auto Theft Team	1.00	\$61,717	\$61,717	\$123,435
Macomb County Sheriff's Department Auto Theft Team	10.00	\$592,907	\$592,907	\$1,185,814
MSP Southwest Michigan Auto Theft Team	4.50	\$302,900	\$302,900	\$605,801
MSP Washtenaw Auto Theft Team	2.00	\$153,331	\$153,331	\$306,662
MSP Western Wayne Auto Theft Team	12.00	\$758,811	\$758,811	\$1,517,623
Oakland County Sheriff's Department Auto Theft Team	11.00	\$665,227	\$665,227	\$1,330,455
Saginaw Police Department Auto Theft Team	2.75	\$111,068	\$111,068	\$222,137
Southfield Police Department Auto Theft Team	2.00	\$145,728	\$145,728	\$291,456
TOTAL LAW ENFORCEMENT AGENCIES	94.75	\$5,577,213	\$5,577,213	\$11,154,433
PROSECUTING ATTORNEY'S OFFICES				
Genesee County Prosecutor's Office	1.50	\$87,277	\$87,277	\$174,555
Saginaw County Prosecutor's Office	1.00	\$55,946	\$55,946	\$111,893
Macomb County Prosecutor's Office	1.00	\$66,702	\$66,702	\$133,405
Wayne County Prosecutor's Office	8.00	\$565,771	\$565,771	\$1,131,542
TOTAL PROSECUTING ATTORNEY'S OFFICES	11.50	\$775,696	\$775,696	\$1,551,395
NEIGHBORHOOD AND OTHER ORGANIZATIONS				
Focus: HOPE	0.10	\$0	\$8,534	\$8,534
Michigan Department of State	2.00	\$83,809	\$83,809	\$167,618
Michigan Auto Vehicle Theft Investigators	0.50	\$0	\$30,000	\$30,000
Mt. Olive Grand Lodge	0.52	\$0	\$18,218	\$18,218
West Grand-Grand Rapids	1.02	\$0	\$39,105	\$39,105
TOTAL NEIGHBORHOOD AND OTHER ORGANIZATIONS	4.14	\$83,809	\$179,666	\$263,475
GRAND TOTAL	110.39	\$6,436,718	\$6,532,575	\$12,969,303

Funding by Category:

For 2013, ATPA awarded 88.10 percent of its funds to law enforcement agencies; 10.42 percent to prosecutor's offices; and 1.48 percent to neighborhood and other organizations.

The matching fund remains at 50 percent for law enforcement and prosecutors. Neighborhood and other organizations required no match.

FY 2013 ATPA GRANTEES

(not highlighted in task force success stories)


Oakland County Auto Theft (OCAT)



Screen Door – Preventing Auto Theft (PAT)



Genesee Auto Investigation Network (GAIN)



Operation Auto Recovery Team – Ingham County (Operation ARTIC)



Combined Auto Theft Team (CATT)



Washtenaw Area Auto Theft Team (WAATT)



Saginaw County Auto Theft Team (SCATT)



Prosecuting Attorneys' Offices



Autonomous Grantees



Mt. Olive
Grand Lodge



AUTOMOBILE THEFT PREVENTION AUTHORITY FINANCIAL STATEMENT

Michigan State Police
Schedule of Sources and Disposition of Authorizations and Changes in Balances
Fiscal Year Ended September 30, 2013

	2012	2013
SOURCES		
Insurance Company Assessments	\$6,248,074	\$6,252,926
Interest on Investments	\$4,584	\$4,488
Other Income-Reimbursement from Grantees	\$16,239	\$0
Other Offsets of Revenue-Civil Service Assessment	\$-7,216	\$-7,863
Other Offsets of Revenue-Administrative Cost Allocation	\$-2,600	\$0
TOTAL	\$6,259,081	\$6,249,551
DISPOSITION		
Automobile Theft Prevention Grants	\$5,635,565	\$5,417,481
Office Operations	\$457,342	\$513,892
Office Space Rental	\$11,781	\$9,127
Technology/Telecom Assessments Office Automation	\$8,438	\$7,967
Treasury Investment Fee	\$800	\$1,000
TOTAL	\$6,113,926	\$5,949,466
Excess of Sources Over (Under) Disposition	\$145,155	\$300,110
Beginning Balances	\$1,669,046	\$1,814,201
TOTAL UNEXPENDED & UNRESTRICTED BALANCES	\$1,814,201	\$2,114,311

The accompanying notes are an integral part of the financial schedule:

Note 1: Significant Accounting Policies

a. Reporting Entity

The accompanying financial schedule reports the results of the financial transactions of the Michigan State Police, ATPA, for fiscal years ended September 30, 2012, and September 30, 2013. ATPA's operations are accounted for in the state's general fund and are reported in the state of Michigan Comprehensive Annual Financial Report.

The state of Michigan Comprehensive Annual Financial Report provides general disclosures regarding: Summary of Significant Accounting Policies; Budgeting and Budgetary Control; State Treasurer's Common Cash; Pension Benefits; Compensated Absences; General Long Term Obligations; Contingencies, and Other Commitments.

b. Basis of Accounting

The financial schedule contained in this report is prepared on the modified accrual basis of accounting, as explained in more detail in the state of Michigan Comprehensive Annual Financial Report.

The accompanying financial schedule includes only the sources and disposition of authorizations and the changes in balances for ATPA's general fund accounts. Accordingly, the financial schedule is not intended to constitute a complete financial presentation of either the ATPA or the general fund in accordance with generally accepted accounting principles. The state of Michigan has not officially closed the books for the fiscal year ended September 30, 2013.

Note 2: Common Cash Participation

The fund balances of ATPA are deposited in the state treasurer's common cash pool and interest is earned on those balances.

Note 3: Matching Percent

The ATPA Board of Directors increased the matching fund requirement from 40 percent to 50 percent on October 1, 2009, where it remains.

Note 4: Change in Grant Year

Beginning in 2008, the ATPA Board of Directors changed the grant program from a calendar year to a fiscal year ending September 30, to coincide with the state of Michigan fiscal year.

INSURANCE COMPANY ASSESSMENTS RECEIVED IN 2013

(The following schedule represents 2012 assessments, which are based on the number of earned car years of insured vehicles in 2012, providing no-fault personal injury protection. The assessments were due April 1, 2013.)

COMPANY NAME		ASSESSMENT	COMPANY NAME		ASSESSMENT
1	Fireman's Fund Insurance Co.	\$0.62	64	Harleysville Lake States Insurance Co.	\$5,378.00
2	Nationwide Mutual Insurance Co.	\$1.00	65	Mercury National Insurance Co.	\$5,524.00
3	Vigilant Insurance Co.	\$1.00	66	Philadelphia Indemnity Insurance Co.	\$5,945.43
4	Hartford Casualty Insurance Co.	\$4.00	67	21st Century Advantage Insurance Co.	\$6,149.00
5	HDI Gerling American Insurance Co.	\$4.00	68	Trumbull Insurance Co.	\$6,623.00
6	The First Liberty Insurance Corp.	\$7.00	69	Titan Indemnity Co.	\$8,038.00
7	Affirmative Insurance Co. of Michigan	\$11.00	70	American Fellowship Mutual Insurance Co.	\$8,524.00
8	Hartford Underwriters Insurance Co.	\$11.00	71	Great Lakes Casualty Insurance Co.	\$8,962.00
9	Pharmacists Mutual Insurance Co.	\$12.00	72	National General Insurance Co.	\$9,185.00
10	Privilege Underwriters Reciprocal Exchange	\$15.00	73	Amica Mutual Insurance Co.	\$10,486.00
11	Chartis Casualty Co.	\$22.00	74	Northern Mutual Insurance Co.	\$10,755.22
12	Metropolitan General Insurance Co.	\$29.00	75	Hartford Insurance Co. of the Midwest	\$11,215.00
13	Pacific Indemnity Co.	\$33.79	76	Teachers Insurance Co.	\$11,625.50
14	Pennsylvania Manufacturers' Indemnity Insurance	\$35.00	77	LM General Insurance Co.	\$14,592.00
15	Depositors Insurance Co.	\$61.00	78	Foremost Insurance Co., Grand Rapids, MI	\$15,609.00
16	Allstate Indemnity Co.	\$73.80	79	State Automobile Mutual Insurance Co.	\$17,780.00
17	United States Liability Insurance Co.	\$112.00	80	Titan Insurance Co.	\$17,802.00
18	Safeco Insurance Co. of America	\$122.00	81	Secura Supreme Insurance Co.	\$18,590.00
19	Federal Insurance Co.	\$124.08	82	Allied Property & Casualty Insurance Co.	\$20,387.00
20	Pacific Specialty Insurance Co.	\$128.00	83	Westfield Insurance Co.	\$21,403.00
21	Pennsylvania Manufacturers' Assoc. Insurance Co.	\$147.00	84	Wolverine Mutual Insurance Co.	\$21,661.00
22	Nationwide Property & Casualty Insurance Co.	\$159.00	85	Metropolitan Group Property & Casualty Ins. Co.	\$25,104.00
23	Companion Property & Casualty Insurance Co.	\$169.00	86	Encompass Indemnity Co.	\$25,594.70
24	RLI Insurance Co.	\$185.00	87	IDS Property Casualty Insurance Co.	\$29,473.00
25	Dairyland Insurance Co.	\$195.00	88	AMCO Insurance Co.	\$29,692.00
26	Pennsylvania Lumbermen's Mutual Insurance Co.	\$203.00	89	21st Century Premier Insurance Co.	\$30,084.00
27	Patriot General Insurance Co.	\$288.00	90	Esurance Insurance Co.	\$31,031.00
28	Plaza Insurance Co.	\$354.00	91	QBE Insurance Corp.	\$31,058.00
29	Everest National Insurance Co.	\$356.00	92	The Cincinnati Insurance Co.	\$32,578.00
30	Star Insurance Co.	\$445.00	93	Safeco Insurance Co. of Illinois	\$33,450.00
31	Bankers Standard Insurance Co.	\$475.00	94	Nationwide Mutual Fire Insurance Co.	\$33,697.00
32	The Standard Fire Insurance Co.	\$479.00	95	Hastings Mutual Insurance Co.	\$34,396.00
33	Metropolitan Property & Casualty Insurance Co.	\$507.00	96	Michigan Insurance Co.	\$37,051.79
34	The American Insurance Co.	\$567.00	97	Property & Casualty Insurance Co. of Hartford	\$37,697.00
35	National Interstate Insurance Co. of Hawaii, Inc.	\$582.00	98	Fremont Insurance Co.	\$48,890.62
36	SECURA Insurance, A Mutual Co.	\$670.00	99	Essentia Insurance Co.	\$53,181.00
37	Horace Mann Insurance Co.	\$733.40	100	Michigan Millers Mutual Insurance Co.	\$55,911.00
38	NGM Insurance Co.	\$780.00	101	Grange Insurance Co. of Michigan	\$56,055.00
39	Electric Insurance Co.	\$818.00	102	United Services Automobile Assoc.	\$56,109.00
40	Integon National Insurance Co.	\$829.00	103	Auto Club Insurance Association	\$57,228.58
41	Hartford Accident & Indemnity Co.	\$841.00	104	MIC General Insurance Corp.	\$59,565.00
42	Merastar Insurance Co.	\$852.00	105	Allstate Insurance Co.	\$66,539.00
43	State Farm Fire and Casualty Co.	\$862.00	106	USAA Casualty Insurance Co.	\$67,453.00
44	LM Insurance Corp.	\$864.00	107	Bristol West Preferred Insurance Co.	\$70,786.00
45	Great Northern Insurance Co.	\$1,022.80	108	Farm Bureau Mutual Insurance Co. of Michigan	\$74,922.70
46	Michigan Automobile Ins. Placement Facility	\$1,140.00	109	GEICO Indemnity Co.	\$96,344.00
47	Ironshore Indemnity Inc.	\$1,172.00	110	Citizens Insurance Co. of America	\$105,149.22
48	American Modern Home Insurance Co.	\$1,478.00	111	Farmers Insurance Exchange	\$113,596.00
49	Foremost Property & Casualty Insurance Co.	\$1,667.00	112	Pioneer State Mutual Insurance Co.	\$117,600.00
50	Esurance Property and Casualty Insurance Co.	\$1,833.00	113	Auto-Owners Insurance Co.	\$122,365.00
51	Unitrin Direct Property & Casualty Co.	\$1,839.00	114	Liberty Mutual Fire Insurance Co.	\$122,732.00
52	Chartis Property Casualty Co.	\$1,972.00	115	Frankenmuth Mutual Insurance Co.	\$161,533.40
53	The Travelers Indemnity Co. of America	\$2,622.00	116	Progressive Michigan Insurance Co.	\$173,798.00
54	Warner Insurance Co.	\$2,779.00	117	MEEMIC Insurance Co.	\$186,073.63
55	Metropolitan Direct Property & Casualty Ins. Co.	\$2,929.00	118	Progressive Marathon Insurance Co.	\$215,153.00
56	Bristol West Insurance Co.	\$3,502.00	119	Farm Bureau General Insurance Co. of Michigan	\$240,540.80
57	Central Mutual Insurance Co.	\$4,150.00	120	Allstate Property & Casualty Co.	\$319,880.40
58	21st Century Centennial Insurance Co.	\$4,261.00	121	Citizens Insurance Co. of the Midwest	\$343,275.54
59	21st Century North America Insurance Co.	\$4,340.00	122	Auto Club Group Insurance Co.	\$386,254.08
60	Encompass Property & Casualty Co.	\$4,685.70	123	MemberSelect Insurance Co.	\$489,638.54
61	West American Insurance Co.	\$4,914.00	124	Home-Owners Insurance Co.	\$588,738.00
62	Starr Indemnity & Liability Co.	\$5,095.00	125	State Farm Mutual Automobile Insurance Co.	\$1,066,528.00
63	American Bankers Insurance Co. of Florida	\$5,376.28	TOTAL		\$6,252,926.40

MCL 500.6101 et seq.

The People of the State of Michigan enact:

Section 1. Act No. 218 of the Public Acts of 1956, as amended, being sections 500.100 to 500.8302 of the Michigan Compiled Laws, is amended by adding chapter 61 to read as follows:

CHAPTER 61

AUTOMOBILE THEFT PREVENTION AUTHORITY

Sec. 6101. As used in this chapter:

- (a) "Authority" means the automobile theft prevention authority.
- (b) "Board" means the board of directors of the automobile theft prevention authority.
- (c) "Economic automobile theft" means automobile theft perpetrated for financial gain.

Sec. 6103. (1) There is hereby created a public body corporate and politic to be known as the automobile theft prevention authority.

(2) The purposes, powers, and duties of the authority shall be vested in and exercised by a board of directors.

(3) The board of directors shall consist of 7 members, appointed by the governor, with the advice and consent of the senate, 2 of whom shall be representative of purchasers of automobile insurance in this state, 2 of whom shall be representative of automobile insurers doing business in this state, 2 of whom shall be representative of law enforcement officials in this state, and 1 of whom shall be the director of the department of state police or his or her designee. The governor shall designate 1 member to serve as the chairperson of the authority.

(4) Members of the board shall serve for a term of 4 years.

(5) Members of the board shall serve without compensation for their membership on the board, except that members of the board shall receive reasonable reimbursement for necessary travel and expenses.

(6) A majority of the members of the board shall constitute a quorum for the transaction of business at a meeting, or the exercise of a power or function of the authority, notwithstanding the existence of 1 or more vacancies. Notwithstanding any other provision of law, action may be taken by the authority at a meeting upon a vote of the majority of its members present in person or through the use of amplified telephonic equipment, if authorized by the bylaws of the board. The authority shall meet at the call of the chair or as may be provided in the bylaws of the authority. Meetings of the authority may be held anywhere within the state of Michigan.

(7) The authority shall be within the department of state police and shall exercise its prescribed statutory powers, duties, and functions independently of the head of that department. The budgeting, procurement, and related functions of the authority, and administrative responsibilities for employees of the authority, shall be performed under the direction and supervision of the director of the department of state police.

Sec. 6105. The authority shall have the powers necessary or convenient to carry out and effectuate the purposes and provisions of this chapter and the purposes of the authority and the powers delegated by other laws, including, but not limited to, the power to:

- (a) Sue and be sued; to have a seal and alter the same at pleasure; to have perpetual succession; to make, execute, and deliver contracts, conveyances, and other instruments necessary or convenient to the exercise of its powers; and to make and amend bylaws.
- (b) Solicit and accept gifts, grants, loans, funds collected and placed in the automobile theft prevention fund, and other aids from any person or the federal, state, or a local government or any agency thereof.
- (c) Make grants and investments.
- (d) Procure insurance against any loss in connection with its property, assets, or activities.
- (e) Invest any money held in reserve or sinking funds, or any money not required for immediate use or disbursement, at its discretion and to name and use depositories for its money.
- (f) Contract for goods and services and engage personnel as is necessary, including the services of private consultants, managers, counsel, auditors, and others for rendering professional, management, and technical assistance and advice, payable out of any money of the fund legally available for this purpose.
- (g) Indemnify and procure insurance indemnifying any member of the board from personal loss or accountability from liability resulting from a member's action or inaction as a member of the board.
- (h) Do all other things necessary or convenient to achieve the objectives and purposes of the authority, this chapter, or other laws.

Sec. 6107. (1) Prior to April 1 of each year, each insurer engaged in writing insurance coverage's which provide the security required by section 3101(1) within this state, as a condition of its authority to transact insurance in this state, shall pay to the authority an assessment equal to \$1.00 multiplied by the insurer's total earned car years of insurance providing the security required by section 3101(1) written in this state during the immediately preceding calendar year.

(2) Money received pursuant to subsection (1), and all other money received by the authority, shall be segregated and placed in a fund to be known as the automobile theft prevention fund. The automobile theft prevention fund shall be administered by the authority.

(3) Money in the automobile theft prevention fund shall be expended in the following order of priority:

- (a) To pay the costs of administration of the authority.
- (b) To achieve the purposes and objectives of this chapter, which may include, but not be limited to, the following:
 - (i) Provide financial support to the department of state police and local law enforcement agencies for economic automobile theft enforcement teams.

(ii) Provide financial support to state or local law enforcement agencies for programs designed to reduce the incidence of economic automobile theft.

(iii) Provide financial support to local prosecutors for programs designed to reduce the incidence of economic automobile theft.

(iv) Provide financial support to judicial agencies for programs designed to reduce the incidence of economic automobile theft.

(v) Provide financial support for neighborhood or community organizations or business organizations for programs designed to reduce the incidence of automobile theft.

(vi) Conduct educational programs designed to inform automobile owners of methods of preventing automobile theft and to provide equipment, for experimental purposes, to enable automobile owners to prevent automobile theft.

(4) Money in the automobile theft prevention fund shall only be used for automobile theft prevention efforts and shall be distributed based on need and efficacy as determined by the authority.

(5) Money in the automobile theft prevention fund shall not be considered state money.

Sec. 6110. (1) The authority shall develop and implement a plan of operation.

(2) The plan of operation shall include an assessment of the scope of the problem of automobile theft, including particular areas of the state where the problem is greatest; an analysis of various methods of combating the problem of automobile theft and economic automobile theft; a plan for providing financial support to combat automobile theft and economic automobile theft; and an estimate of the funds required to implement the plan.

(3) The authority shall report annually on or before February 1 to the governor and the legislature on its activities in the preceding year.

Sec. 6111. By July 1 of every odd numbered year, the automobile theft prevention authority shall prepare a report that details the theft of automobiles occurring in this state for the previous 2 years, assesses the impact of the thefts on rates charged for automobile insurance, summarizes prevention programs, and outlines allocations made by the authority. The director of the department of state police, insurers, and the commissioner shall cooperate in the development of the report as requested by the automobile theft prevention authority and shall make available records and statistics concerning automobile thefts, including the number of automobile thefts, number of prosecutions and convictions involving automobile thefts, and automobile theft recidivism. The automobile theft prevention authority shall evaluate the impact automobile theft has on the citizens of this state and the costs incurred by the citizens through insurance, police enforcement, prosecution, and incarceration due to automobile thefts. The report required by this section shall be submitted to the senate and House of Representatives standing committees on insurance issues and the commissioner.

Section 2. Chapter 61 of Act No. 218 of the Public Acts of 1956, as added by this amendatory act, is retroactive and applies effective April 1, 1992.

What You Should Know When Buying or Selling a Vehicle

PRIVATE VEHICLE SALES

- Ask for the purchaser's driver's license to fully complete the purchaser's section of the title, and copy the information onto a separate receipt form for you.
- Be sure to fill in the actual vehicle mileage box and the sales price line before you sign the title.
- If the purchaser presents a bank money order or cashier's check, go to that financial institution and cash it before releasing the vehicle title.
- Never agree to meet the purchaser at a remote location after normal business hours.
- It is a good idea to conduct the vehicle sale inside a Secretary of State office. They have records on all drivers, and can help you identify the purchaser.

PRIVATE VEHICLE PURCHASES

- Be suspicious of any deal that seems "too good to be true."
- Make sure the title and registration match the name and address of the seller.
- Ask the seller for their cell phone and land line numbers.
- Ask the seller for their driver's license and write down their license number.
- Ensure the VIN plate looks original and the rivets that secure the plate have not been tampered with.
- Match the VIN on the dash with the VIN on the registration, title, and federal safety sticker on the driver's door.
- Check the issue date on the vehicle's registration and title. If either were issued recently, ask the seller why.
- It is a good idea to complete the vehicle purchase inside a Secretary of State office. They can identify counterfeit registrations and titles.
- For a modest fee, you can find information about a vehicle's history from an on-line service.

FLOOD DAMAGED VEHICLES

Over the last several years, there may have been close to 500,000 cars which were damaged by floods--and not just in the Gulf region and Colorado. Their titles may have been "washed" in other far-away states. How to identify a flood damaged vehicle:

- Stain marks, rust, mildew, sand, or silt under the floorboard carpet.
- Dried mud under the dashboard, behind wiring harnesses, and in alternator crevices.
- Rust on screws in the console and other areas where water normally would not reach.
- Rust and water residue in the electrical wiring system.
- Anything unusual in the vehicle's title history.
- Go to www.nicb.org on the internet for more details.

