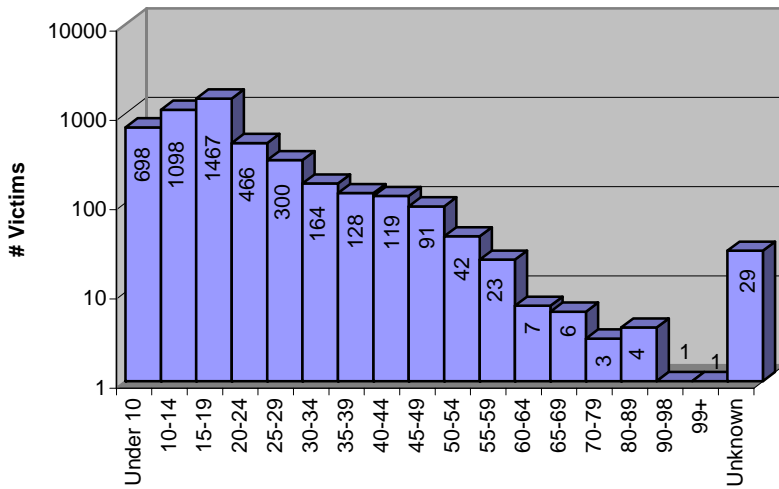


Definitions: Any sexual act directed against another person, forcibly and/or against that person's will; or, not forcibly or against the person's will where the victim is incapable of giving consent. Force or coercion can be used or threatened. Use of authority can be a form of coercion. (Refer to CSC statutes in the Michigan Compiled Laws for more specific definitions.)

Offenses are the unlawful acts reported to a law enforcement agency. Victims are the injured party of the offense.

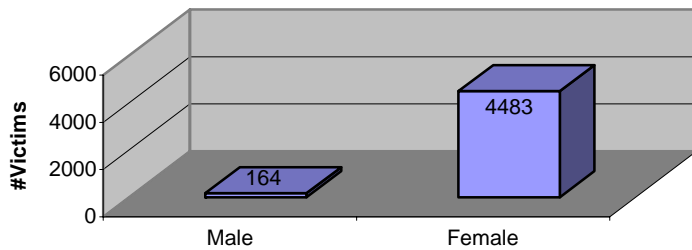
Age of Victim



Offense Totals: 4,394
 Victim Totals: 4,647

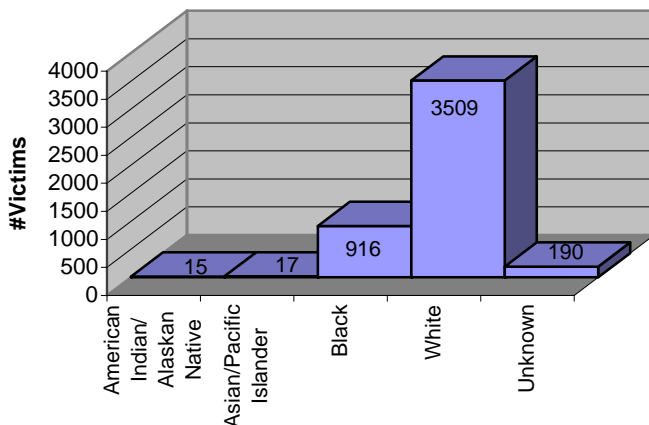
Over 70% of the victims were under the age of 20 in 2007.

Sex of Victim



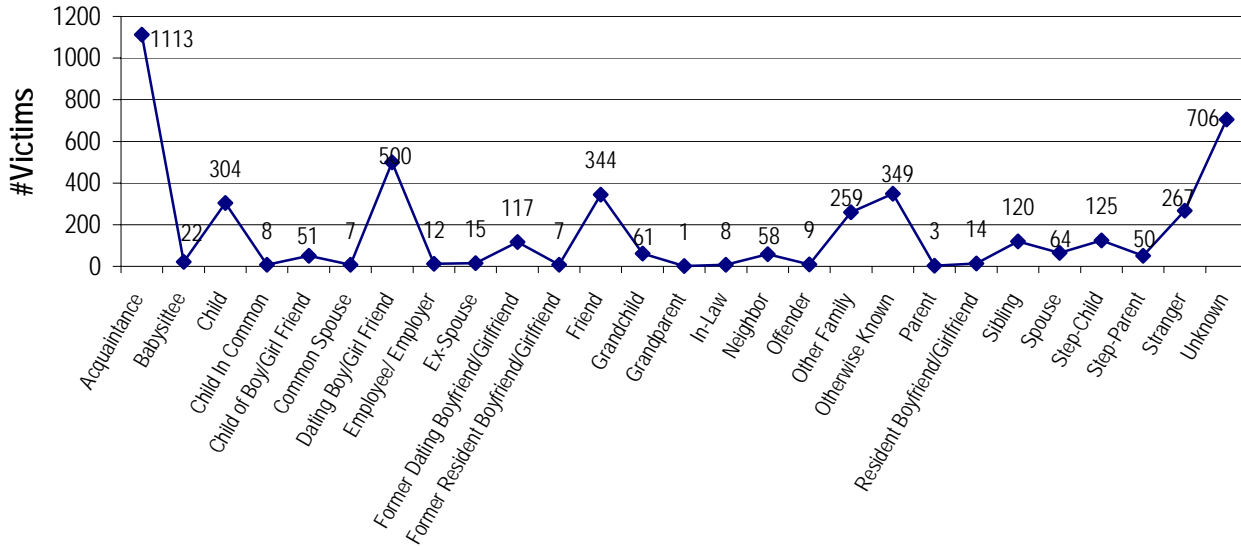
Ninety-seven percent of rape victims were reported as being females.

Race of Victim



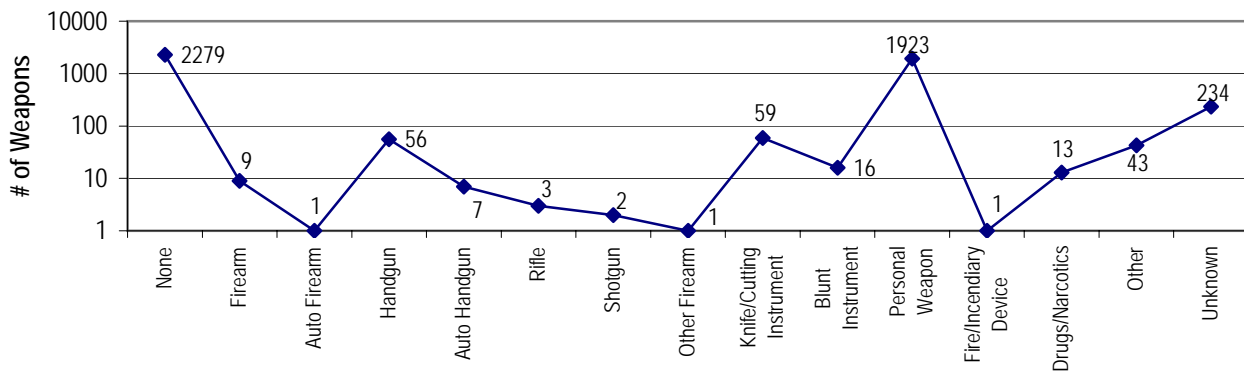
When race is considered, white victims (76%) were reported to be the most targeted in 2007.

Victim to Offender Relationship



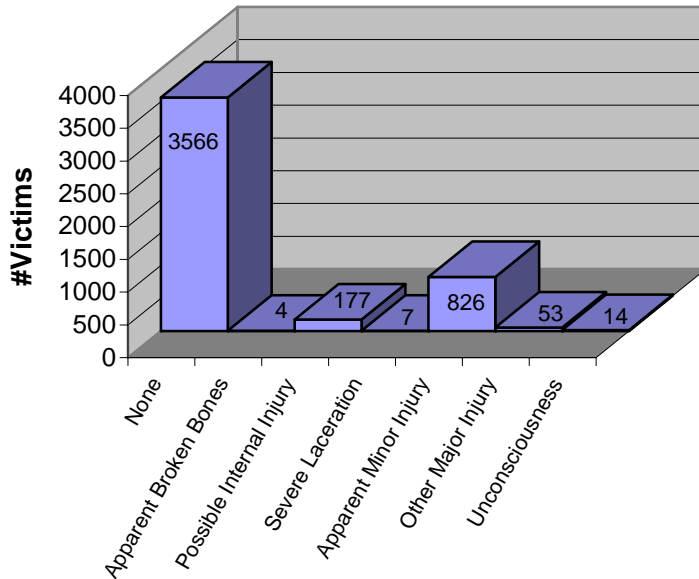
The largest percentage for Victim to Offender Relationship reported was Acquaintance (24.2%). The smallest percentage reported for Victim to Offender Relationship was a Grandparent (.02%).

Weapons Used



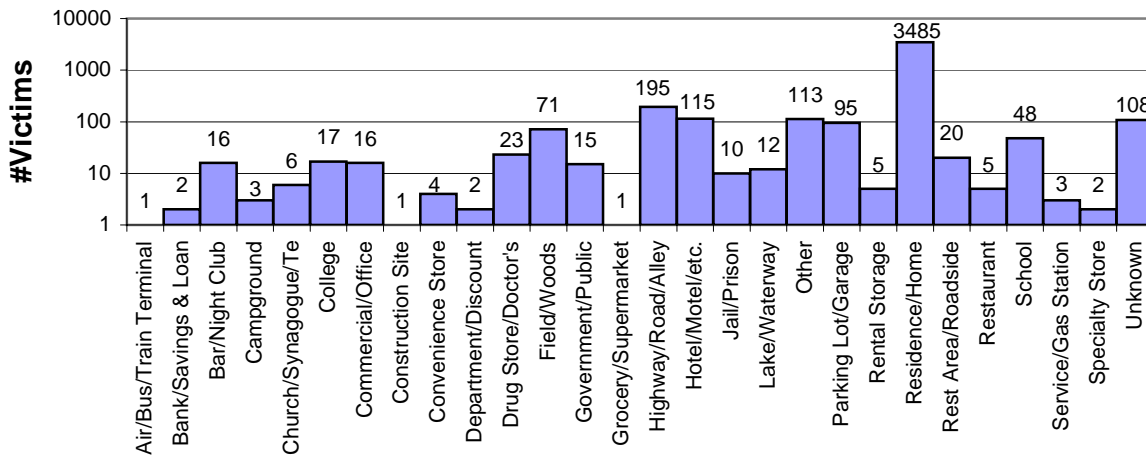
In the majority of rape cases, no weapon was reported. The most reported weapon type was "Personal" where the offender used part of their body as the weapon.

Victim Injury



Approximately 78% of Incidents received, had no injury. The injury most reported was "Apparent Minor Injury."

Location of Offense



Approximately 79% of rape incidents received, occurred in a "Residence/Home."

Sexual Penetration
(CSC 1st Degree and 3rd Degree-Penis/Vagina)
Arrests by Age, Sex, and Race

Age Group	Female American Indian/Alaskan Native	Female Asian/Pacific Islander	Female Black	Female Unknown	Female White	Male American Indian/Alaskan Native	Male Asian/Pacific Islander	Male Black	Male Unknown	Male White	Totals
10 & Under	0	0	0	0	0	0	0	2	1	0	3
11-12	0	0	0	0	1	0	0	4	0	10	15
13-14	0	0	0	0	1	0	0	5	0	15	21
15	0	0	0	0	0	0	0	5	0	11	16
16	0	0	0	0	1	0	0	5	0	19	25
Juvenile Arrests	0	0	0	0	3	0	0	21	1	55	80
17	0	0	0	0	1	1	0	10	2	22	36
18	0	0	0	0	0	0	0	11	4	33	48
19	0	0	0	0	0	0	0	7	1	21	29
20	0	0	0	0	0	0	0	10	1	15	26
21	0	0	0	0	0	0	0	6	2	12	20
22	0	0	0	0	0	0	0	8	0	14	22
23	0	0	0	0	1	0	0	3	0	15	19
24	0	0	0	0	0	0	0	5	1	10	16
25-29	0	0	1	0	0	0	0	18	2	42	63
30-34	0	0	1	0	0	0	0	18	2	27	48
35-39	0	0	0	0	2	0	0	23	1	34	60
40-44	0	0	0	0	2	0	0	18	0	29	49
45-49	0	0	0	0	0	0	0	9	0	22	31
50-54	0	0	0	0	0	0	0	4	0	21	25
55-59	0	0	0	0	0	0	0	1	0	5	6
60-64	0	0	0	0	1	0	0	0	0	5	6
65 & over	0	0	0	0	0	0	0	0	0	3	3
Adult Arrests	0	0	2	0	7	1	0	151	16	330	507
Grand Totals:	0	0	2	0	10	1	0	172	17	385	587