



2017 Larceny Offenses

(Includes Pocket Picking, Purse Snatching, Theft from Building, Theft from Coin Operated Machine/Device, Theft from Motor Vehicle, Theft of Motor Vehicle Parts/Accessories, Other, Retail Fraud-Theft, and Retail Fraud-Organized Crime)



DEFINITION

Larceny is the unlawful taking, carrying, leading, or riding away of property from the possession or constructive possession of another person.

ANALYSIS

VOLUME

The number of larcenies committed in Michigan in 2017 was 124,726. This is a reported decrease of three percent from 2016 and a fifteen percent decrease since 2013.

The largest number of offenses occurred in the month of August and the least amount were committed in February.

RATE

The crime rate for this offense was 1,252 for every 100,000 persons. In 2016, the crime rate was 1,296 per 100,000 persons. This is a reported three percent decrease in the crime rate.

CLEARANCES

Law enforcement agencies cleared 21,640 incidents by an arrest or exceptional clearance out of the 123,383 incidents reported. This calculates to an eighteen percent clearance rate. In 2016, the clearance rate was nineteen percent.

NATURE

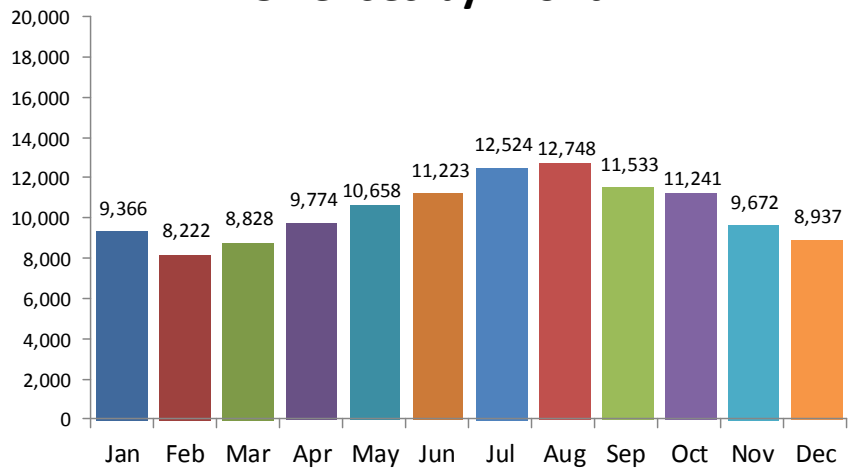
In 2017, the location of larcenies at a Residence/Home occurred the most often at thirty-six percent. A Department/Discount Store was the location for thirteen percent of the offenses and a Parking Lot/Garage was ten percent of the offenses. Larcenies occurred most often on Fridays and least often on Sundays.

OFFENDERS

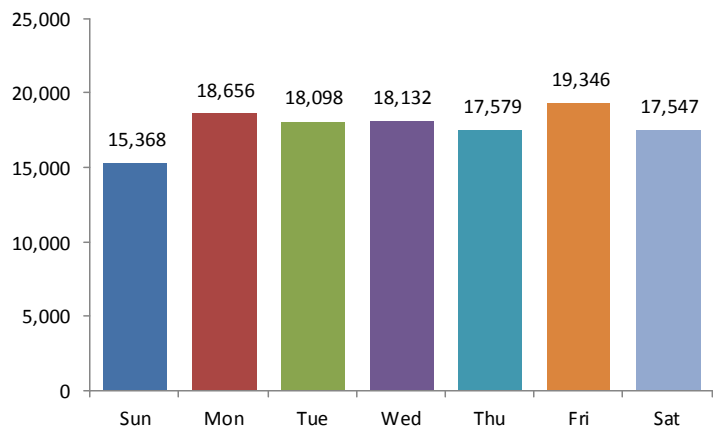
In fifty-one percent of the offenses reported to law enforcement agencies, the suspect or offender was Unknown. Among the offenses where offender information was known (67,490), Males were involved in sixty-three percent of the offenses and thirty-seven percent were Females.

Thirty-four percent of these offenses were committed by White Males and twenty-four percent by Black Males. White Females committed twenty-two percent of the offenses and Black Females committed twelve percent.

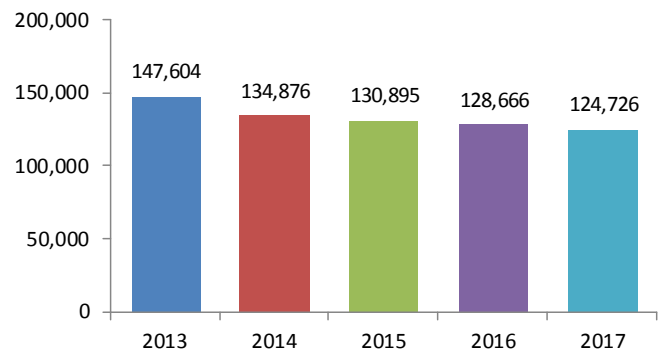
Offenses by Month



Offenses by Day



5-Year Trend Number of Offenses



2017 LARCENY ARRESTS

		Arrests By Age, Sex, and Race												Grand Total	
		FEMALE						MALE							
		American Indian/Alaskan Native	Asian/Pacific Islander	Black	Unknown	White	Total	American Indian/Alaskan Native	Asian/Pacific Islander	Black	Unknown	White	Total		
Age Group															
LARCENY OTHER	Total Juveniles	10 & Under	0	0	1	0	0	1	0	0	2	0	3	5	6
		11-12	0	0	4	0	1	5	1	0	13	0	2	16	21
		13-14	1	0	11	0	2	14	0	0	30	2	32	64	78
		15	0	0	4	0	4	8	0	0	20	2	24	46	54
		16	0	0	2	0	3	5	1	0	26	1	23	51	56
		Total	1	0	22	0	10	33	2	0	91	5	84	182	215
	Total Adults	17	0	1	8	0	10	19	0	0	27	0	30	57	76
		18	2	0	12	1	13	28	0	0	27	1	37	65	93
		19	0	0	12	0	8	20	0	0	21	3	28	52	72
		20	0	0	9	0	9	18	1	0	24	1	26	52	70
		21	1	0	8	1	16	26	0	0	13	3	42	58	84
		22	1	0	2	1	4	8	0	0	18	1	28	47	55
		23	0	0	9	0	12	21	0	0	39	2	18	59	80
		24	0	0	2	1	15	18	1	0	22	1	25	49	67
		25-29	1	1	29	4	63	98	0	1	59	6	138	204	302
		30-34	1	0	7	7	60	75	1	0	32	6	137	176	251
		35-39	0	0	9	5	65	79	0	1	24	6	103	134	213
		40-44	0	0	10	2	35	47	1	0	22	1	78	102	149
		45-49	0	0	11	1	26	38	0	1	23	6	56	86	124
		50-54	0	0	5	1	19	25	0	0	27	5	49	81	106
55-59	0	0	5	3	12	20	0	0	26	1	29	56	76		
60-64	0	0	4	0	8	12	0	0	6	3	17	26	38		
65 & Above	0	0	2	0	4	6	0	0	4	2	17	23	29		
Total	6	2	144	27	379	558	4	3	414	48	858	1,327	1,885		
Offense Total		7	2	166	27	389	591	6	3	505	53	942	1,509	2,100	

2017 LARCENY ARRESTS



		Arrests By Age, Sex, and Race												Grand Total	
		FEMALE						MALE							
		American Indian/Alaskan Native	Asian/Pacific Islander	Black	Unknown	White	Total	American Indian/Alaskan Native	Asian/Pacific Islander	Black	Unknown	White	Total		
LARCENY POCKETPICKING	Total Juveniles	13-14	0	0	0	0	0	0	0	2	0	1	3	3	
		15	0	0	0	0	0	0	0	2	0	0	2	2	
		16	0	0	0	0	0	0	0	0	0	1	1	1	
		Total	0	0	0	0	0	0	0	4	0	2	6	6	
	Total Adults	17	0	0	1	0	0	1	0	2	0	0	2	3	
		18	0	0	0	0	0	0	0	0	0	1	1	1	
		20	0	0	0	0	0	0	0	0	0	2	2	2	
		21	0	0	1	0	0	1	0	0	0	0	0	1	
		22	0	0	0	0	0	0	0	0	0	1	1	1	
		23	0	0	1	0	0	1	0	0	0	1	1	2	
		25-29	0	0	1	0	3	4	0	0	0	0	1	1	5
		30-34	0	0	0	0	1	1	0	0	0	0	3	3	4
		35-39	0	0	0	0	3	3	0	0	1	0	0	1	4
		40-44	0	0	0	0	1	1	0	0	1	0	1	2	3
		45-49	0	0	0	1	2	3	0	0	1	0	0	1	4
		50-54	0	0	0	0	1	1	0	0	2	0	1	3	4
		55-59	0	0	0	0	0	0	0	0	1	0	1	2	2
		60-64	0	0	0	0	0	0	0	0	1	0	0	1	1
		Total	0	0	4	1	11	16	0	0	9	0	12	21	37
		Offense Total		0	0	4	1	11	16	0	0	13	0	14	27
LARCENY PURSESNAATCHING	Total Juveniles	13-14	0	0	0	0	0	0	0	2	0	1	3	3	
		15	0	0	0	0	0	0	0	0	0	1	1	1	
		16	0	0	0	0	1	1	0	0	0	1	0	1	2
		Total	0	0	0	0	1	1	0	0	2	1	2	5	6
	17	0	0	0	0	0	0	0	0	1	0	0	1	1	

2017 LARCENY ARRESTS

		Arrests By Age, Sex, and Race												Grand Total	
		FEMALE						MALE							
		American Indian/Alaskan Native	Asian/Pacific Islander	Black	Unknown	White	Total	American Indian/Alaskan Native	Asian/Pacific Islander	Black	Unknown	White	Total		
LARCENY PURSESNAATCHING	Total Adults	18	0	0	0	0	0	0	0	0	0	0	1	1	1
		20	0	0	0	0	0	0	0	0	2	0	1	3	3
		22	0	0	0	0	0	0	0	0	0	1	0	1	1
		24	0	0	0	0	0	0	0	0	0	0	2	2	2
		25-29	0	0	0	0	2	2	0	0	1	0	3	4	6
		30-34	0	0	0	1	1	2	0	0	1	0	4	5	7
		35-39	0	0	0	0	4	4	1	0	1	1	2	5	9
		40-44	0	0	0	0	0	0	0	0	1	0	2	3	3
		50-54	0	0	0	0	0	0	0	0	1	1	0	2	2
		55-59	0	0	0	0	2	2	0	0	0	0	0	0	2
		60-64	0	0	0	0	0	0	0	0	1	0	0	1	1
		65 & Above	0	0	1	1	0	2	0	0	0	0	0	0	2
	Total	0	0	1	2	9	12	1	0	9	3	15	28	40	
Offense Total	0	0	1	2	10	13	1	0	11	4	17	33	46		
LARCENY THEFT FROM BUILDING	Total Juveniles	10 & Under	0	0	1	0	0	1	0	0	4	0	0	4	5
		11-12	0	0	0	3	4	7	0	0	6	2	7	15	22
		13-14	0	0	4	2	10	16	0	0	5	1	30	36	52
		15	0	0	3	0	4	7	0	1	17	2	16	36	43
		16	0	0	1	0	4	5	0	0	17	1	21	39	44
		Total	0	0	9	5	22	36	0	1	49	6	74	130	166
	Total Adults	17	0	0	4	4	7	15	0	0	14	2	29	45	60
		18	0	0	5	0	9	14	0	1	15	2	22	40	54
		19	0	0	9	0	8	17	0	1	31	3	23	58	75
		20	0	0	9	0	8	17	0	0	25	2	25	52	69
21		1	0	12	2	8	23	0	0	20	1	18	39	62	

2017 LARCENY ARRESTS



		Arrests By Age, Sex, and Race												Grand Total	
		FEMALE						MALE							
		American Indian/Alaskan Native	Asian/Pacific Islander	Black	Unknown	White	Total	American Indian/Alaskan Native	Asian/Pacific Islander	Black	Unknown	White	Total		
LARCENY THEFT FROM BUILDING	Total Adults	22	0	0	7	1	5	13	0	0	17	2	11	30	43
	23	0	0	3	0	6	9	0	0	20	0	19	39	48	
	24	0	0	6	0	16	22	0	0	8	3	21	32	54	
	25-29	0	0	16	4	73	93	0	0	49	3	107	159	252	
	30-34	1	0	20	8	65	94	0	0	29	6	101	136	230	
	35-39	0	0	13	2	46	61	0	0	16	4	62	82	143	
	40-44	0	0	17	4	26	47	0	0	21	2	34	57	104	
	45-49	0	0	8	2	18	28	0	0	26	1	33	60	88	
	50-54	1	0	5	0	29	35	0	0	27	3	26	56	91	
	55-59	0	0	7	1	8	16	0	0	10	1	17	28	44	
	60-64	0	0	3	0	4	7	0	0	11	0	11	22	29	
	65 & Above	0	0	3	0	10	13	0	0	12	0	14	26	39	
	Total		3	0	147	28	346	524	0	2	351	35	573	961	1,485
Offense Total		3	0	156	33	368	560	0	3	400	41	647	1,091	1,651	
LARCENY THEFT FROM COIN OPERATED MACHINE/DEVICE	Total Adults	19	0	0	0	0	0	0	0	0	0	0	1	1	1
	22	0	0	0	0	0	0	0	0	0	0	0	1	1	1
	24	0	0	0	0	0	0	0	0	1	0	0	1	1	1
	25-29	0	0	0	1	1	2	0	0	0	0	0	4	4	6
	30-34	0	0	0	0	0	0	0	0	0	0	0	2	2	2
	35-39	0	0	0	0	2	2	0	0	1	0	1	2	4	4
	45-49	0	0	0	0	0	0	0	0	0	0	0	3	3	3
	50-54	0	0	0	0	0	0	0	0	0	0	0	1	1	1
	55-59	0	0	0	0	0	0	0	0	0	0	1	0	1	1
	Total		0	0	0	1	3	4	0	0	2	1	13	16	20
Offense Total		0	0	0	1	3	4	0	0	2	1	13	16	20	

2017 LARCENY ARRESTS



		Arrests By Age, Sex, and Race												Grand Total	
		FEMALE						MALE							
		American Indian/Alaskan Native	Asian/Pacific Islander	Black	Unknown	White	Total	American Indian/Alaskan Native	Asian/Pacific Islander	Black	Unknown	White	Total		
LARCENY THEFT FROM MOTOR VEHICLE	Total Juveniles	10 & Under	0	0	0	0	0	0	0	0	0	0	1	1	1
		11-12	0	0	2	0	0	2	0	0	4	0	2	6	8
		13-14	0	0	4	0	1	5	0	0	20	1	15	36	41
		15	0	0	3	0	1	4	0	0	26	1	29	56	60
		16	0	0	1	0	1	2	0	0	28	2	48	78	80
		Total	0	0	10	0	3	13	0	0	78	4	95	177	190
	Total Adults	17	0	4	4	0	6	14	0	0	49	2	117	168	182
		18	0	0	2	0	4	6	0	0	46	3	50	99	105
		19	0	0	2	0	10	12	0	0	33	1	39	73	85
		20	0	0	0	0	0	0	0	1	30	3	58	92	92
		21	0	0	0	0	0	0	0	0	11	1	21	33	33
		22	0	0	0	1	2	3	0	0	11	7	20	38	41
		23	0	0	1	0	3	4	0	0	11	2	35	48	52
		24	0	0	0	0	2	2	0	0	3	1	20	24	26
		25-29	0	0	6	2	11	19	0	1	33	2	62	98	117
		30-34	0	0	3	1	10	14	0	0	14	4	57	75	89
		35-39	0	0	1	0	4	5	0	0	7	0	32	39	44
		40-44	0	0	2	0	4	6	1	0	5	0	14	20	26
		45-49	0	0	0	0	3	3	0	0	7	1	13	21	24
		50-54	0	0	0	0	2	2	0	0	6	0	13	19	21
55-59	0	0	0	0	1	1	0	0	6	0	5	11	12		
60-64	0	0	0	0	0	0	0	0	3	0	1	4	4		
65 & Above	0	0	0	0	0	0	0	0	0	0	1	1	1		
Total	0	4	21	4	62	91	1	2	275	27	558	863	954		
Offense Total	0	4	31	4	65	104	1	2	353	31	653	1,040	1,144		

2017 LARCENY ARRESTS



		Arrests By Age, Sex, and Race												Grand Total	
		FEMALE						MALE							
		American Indian/Alaskan Native	Asian/Pacific Islander	Black	Unknown	White	Total	American Indian/Alaskan Native	Asian/Pacific Islander	Black	Unknown	White	Total		
LARCENY THEFT OF MOTOR VEHICLE PARTS/ACCESSORIES	Total Juveniles	13-14	0	0	0	0	0	0	0	2	0	0	2	2	
		15	0	0	0	0	0	0	0	1	0	0	1	1	
		16	0	0	0	0	0	0	0	2	0	0	2	2	
		Total	0	0	0	0	0	0	0	0	5	0	0	5	5
	Total Adults	17	0	0	1	0	0	1	0	0	4	0	0	4	5
		18	0	0	1	3	0	4	0	0	3	1	1	5	9
		19	0	0	0	0	0	0	1	0	2	0	1	4	4
		20	0	0	0	0	0	0	1	0	7	0	1	9	9
		21	0	0	0	0	0	0	0	0	3	1	1	5	5
		22	0	0	0	0	0	0	0	0	6	0	1	7	7
		23	0	0	1	0	0	1	0	0	4	0	1	5	6
		24	0	0	0	0	0	0	0	0	7	0	4	11	11
		25-29	0	0	2	0	0	2	0	0	22	0	14	36	38
		30-34	0	0	0	0	1	1	0	0	7	0	8	15	16
		35-39	0	0	0	0	1	1	0	0	8	0	5	13	14
		40-44	0	0	0	0	0	0	0	0	2	1	1	4	4
		45-49	0	0	0	0	0	0	0	0	2	0	0	2	2
		50-54	0	0	0	0	2	2	0	0	2	0	2	4	6
		55-59	0	0	0	1	0	1	0	0	0	0	1	1	2
		60-64	0	0	0	0	0	0	0	0	6	0	1	7	7
65 & Above	0	0	0	0	0	0	0	0	1	0	1	2	2		
Total	0	0	5	4	4	13	2	0	86	3	43	134	147		
Offense Total	0	0	5	4	4	13	2	0	91	3	43	139	152		
RETAIL FRAUD ORGANIZED CRIME	11-12	0	0	0	0	0	0	0	1	0	0	1	1		
	13-14	0	0	1	0	0	1	0	0	0	0	1	2		

2017 LARCENY ARRESTS



		Arrests By Age, Sex, and Race												Grand Total	
		FEMALE						MALE							
		American Indian/Alaskan Native	Asian/Pacific Islander	Black	Unknown	White	Total	American Indian/Alaskan Native	Asian/Pacific Islander	Black	Unknown	White	Total		
RETAIL FRAUD ORGANIZED CRIME	Total Juveniles	15	0	0	1	0	0	1	0	0	0	0	1	1	2
	Total	0	0	2	0	0	2	0	0	1	0	2	3	5	
	Total Adults	17	0	0	0	0	0	0	0	0	2	0	1	3	3
		18	0	0	0	0	2	2	0	0	0	0	2	2	4
		19	0	0	2	0	2	4	0	0	2	0	1	3	7
		20	0	0	4	0	1	5	0	0	1	0	1	2	7
		21	0	0	3	0	0	3	0	0	2	0	0	2	5
		22	0	0	1	0	0	1	0	0	1	0	0	1	2
		23	0	0	2	0	1	3	0	0	1	0	1	2	5
		24	0	0	2	0	1	3	0	0	2	0	6	8	11
		25-29	0	0	6	0	4	10	0	0	1	1	8	10	20
		30-34	0	0	0	0	2	2	0	0	8	1	8	17	19
		35-39	0	0	3	0	4	7	0	0	0	0	9	9	16
		40-44	0	0	1	1	3	5	0	0	6	1	5	12	17
		45-49	0	0	2	0	3	5	0	0	1	0	3	4	9
		50-54	0	0	0	0	2	2	0	0	4	0	1	5	7
		55-59	0	0	0	0	1	1	0	0	3	0	1	4	5
Total	0	0	26	1	26	53	0	0	34	3	47	84	137		
Offense Total	0	0	28	1	26	55	0	0	35	3	49	87	142		
RETAIL FRAUD THEFT	Total Juveniles	10 & Under	0	0	6	0	1	7	0	0	9	2	3	14	21
		11-12	0	0	24	1	21	46	1	0	44	1	21	67	113
		13-14	0	1	95	9	76	181	1	2	99	10	87	199	380
		15	1	2	98	15	96	212	1	0	82	8	69	160	372
		16	2	0	110	27	170	309	1	2	93	6	133	235	544
		Total	3	3	333	52	364	755	4	4	327	27	313	675	1,430

2017 LARCENY ARRESTS



		Arrests By Age, Sex, and Race												Grand Total	
		FEMALE						MALE							
		American Indian/Alaskan Native	Asian/Pacific Islander	Black	Unknown	White	Total	American Indian/Alaskan Native	Asian/Pacific Islander	Black	Unknown	White	Total		
RETAIL FRAUD THEFT	Total Adults	17	4	2	175	18	227	426	0	3	188	14	207	412	838
		18	0	9	180	21	242	452	2	3	154	15	200	374	826
		19	2	1	162	17	181	363	1	2	129	9	138	279	642
		20	1	1	128	12	154	296	0	3	121	11	123	258	554
		21	3	2	122	7	118	252	0	0	115	4	100	219	471
		22	0	3	130	5	129	267	1	0	107	8	107	223	490
		23	1	3	103	12	117	236	0	2	97	4	138	241	477
		24	0	2	131	13	133	279	4	2	91	4	133	234	513
		25-29	10	7	432	39	665	1,153	4	5	303	37	672	1,021	2,174
		30-34	7	4	205	25	662	903	11	1	190	27	657	886	1,789
		35-39	3	4	159	21	551	738	3	2	162	23	489	679	1,417
		40-44	6	6	107	18	381	518	4	4	120	11	291	430	948
		45-49	5	7	133	9	328	482	3	4	207	8	252	474	956
		50-54	0	4	101	15	236	356	1	0	251	14	184	450	806
		55-59	1	3	60	9	179	252	0	1	171	8	144	324	576
		60-64	0	3	26	4	121	154	0	0	76	3	74	153	307
		65 & Above	0	0	14	3	68	85	0	0	43	1	69	113	198
			Total	43	61	2,368	248	4,492	7,212	34	32	2,525	201	3,978	6,770
	Offense Total	46	64	2,701	300	4,856	7,967	38	36	2,852	228	4,291	7,445	15,412	
Grand Total:		56	70	3,092	373	5,732	9,323	48	44	4,262	364	6,669	11,387	20,710	