



**DEFINITION**

Motor Vehicle Theft is the theft or attempted theft of a self-propelled vehicle that runs on land and not on rails. "Joy Riding" is included in this classification. "Carjacking" is not included within these numbers. "Carjacking" is classified as Robbery.

**ANALYSIS**

**VOLUME**

The number of Motor Vehicle Theft offenses committed in Michigan for 2013 was 24,369. This is a reported decrease of 2 percent from 2012 and an 18 percent decrease since 2009.

The largest number of offenses occurred in the month of August and the least amount were committed in February.

**RATE**

The crime rate for this offense was 247 for every 100,000 persons, which is a reported decrease of 2 percent from 2012.

**CLEARANCES**

Law enforcement agencies cleared 1,663 incidents by an arrest or exceptional clearance out of the 23,965 incidents reported. This calculates to a 7 percent clearance rate, which was the same clearance rate as 2012.

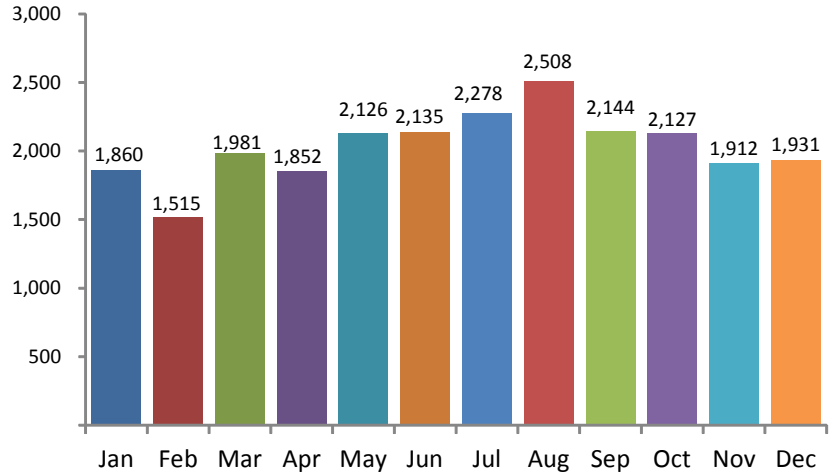
**NATURE**

In 2013, 23,712 actual vehicles were stolen and there were 1,127 attempted offenses. The FBI determines the total number of vehicles stolen by combining these two figures, which totaled 24,839 Motor Vehicle Thefts in 2013. Total property loss values for all stolen motor vehicles was \$87,479,240.

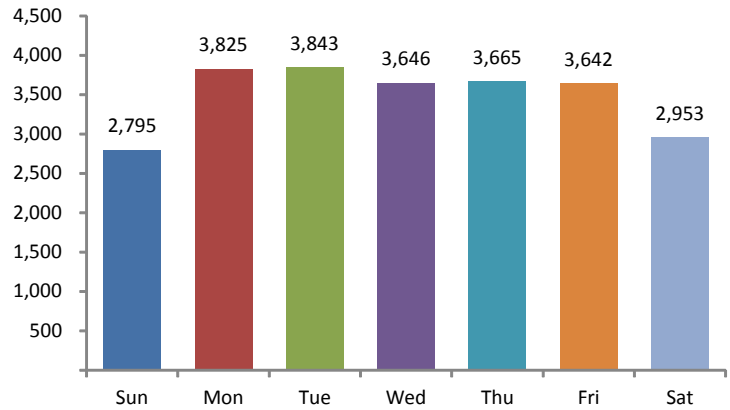
More vehicles were stolen on Tuesdays than any other day of the week.

Vehicle Type	# Stolen	# Recovered	Recovery Rate
Automobiles	19,681	10,928	55.5%
Buses	3	1	33.3%
Other Motor Vehicles	1,621	435	26.8%
Recreational Vehicles	299	67	22.4%
Trucks	2,108	1,214	57.6%
<b>Grand Totals</b>	<b>23,712</b>	<b>12,645</b>	<b>53.3%</b>

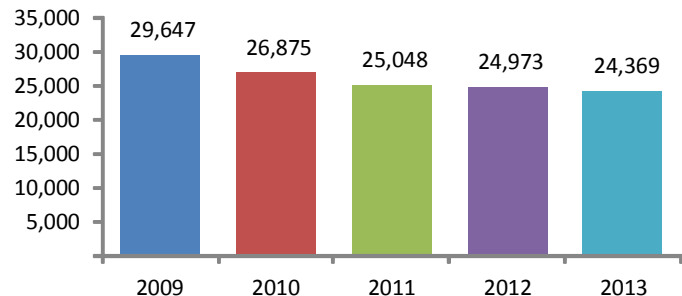
**Offenses by Month**



**Offenses by Day**



**5-Year Trend  
Number of Offenses**



**2013 MOTOR VEHICLE THEFT  
ARRESTS**



Age Group		Arrests By Age, Sex, and Race										Total	
		FEMALE					MALE						
		American Indian/Alaskan Native	Black	Unknown	White	Total	American Indian/Alaskan Native	Asian/Pacific Islander	Black	Unknown	White		Total
TOTAL JUVENILES	10 & Under	0	0	0	0	0	0	0	2	0	0	2	2
	11-12	0	1	0	0	1	0	0	3	0	3	6	7
	13-14	0	6	0	6	12	0	0	37	1	24	62	74
	15	0	0	0	8	8	0	0	41	2	21	64	72
	16	0	5	0	10	15	0	0	52	0	23	75	90
	<b>Total</b>	<b>0</b>	<b>12</b>	<b>0</b>	<b>24</b>	<b>36</b>	<b>0</b>	<b>0</b>	<b>135</b>	<b>3</b>	<b>71</b>	<b>209</b>	<b>245</b>
TOTAL ADULTS	17	0	8	0	4	12	0	0	74	1	28	103	115
	18	0	0	0	3	3	0	1	75	2	8	86	89
	19	1	7	0	2	10	0	1	52	0	33	86	96
	20	0	5	0	5	10	0	0	53	2	21	76	86
	21	0	8	0	7	15	0	0	45	1	25	71	86
	22	0	7	0	1	8	0	0	44	0	12	56	64
	23	0	6	0	6	12	1	0	39	2	12	54	66
	24	0	6	1	3	10	0	0	32	1	22	55	65
	25-29	0	10	1	26	37	1	0	103	1	79	184	221
	30-34	0	12	1	14	27	1	0	65	3	55	124	151
	35-39	0	3	1	4	8	1	0	32	1	29	63	71
	40-44	0	8	0	9	17	0	0	36	3	38	77	94
	45-49	0	3	0	5	8	1	0	35	0	38	74	82
	50-54	0	5	0	3	8	0	0	27	0	21	48	56
	55-59	0	1	0	1	2	0	0	16	2	8	26	28
	60-64	0	0	0	1	1	0	0	1	0	6	7	8
65 & Above	0	0	0	0	0	0	0	2	0	1	3	3	
<b>Total</b>	<b>1</b>	<b>89</b>	<b>4</b>	<b>94</b>	<b>188</b>	<b>5</b>	<b>2</b>	<b>731</b>	<b>19</b>	<b>436</b>	<b>1,193</b>	<b>1,381</b>	
<b>Grand Total:</b>	<b>1</b>	<b>101</b>	<b>4</b>	<b>118</b>	<b>224</b>	<b>5</b>	<b>2</b>	<b>866</b>	<b>22</b>	<b>507</b>	<b>1,402</b>	<b>1,626</b>	