

## 2019 Larceny Offenses

(Includes Pocket Picking, Purse Snatching, Theft from Building, Theft from Coin Operated Machine/Device, Theft from Motor Vehicle, Theft of Motor Vehicle Parts/Accessories, Other, Retail Fraud-Theft, and Retail Fraud-Organized Crime)

### DEFINITION

Larceny is the unlawful taking, carrying, leading, or riding away of property from the possession or constructive possession of another person.

### ANALYSIS

#### VOLUME

The number of Larceny offenses committed in 2019 was 111,210. This is a reported decrease of five percent from 2018 and a 15 percent decrease since 2015.

The largest number of offenses occurred in the month of July and the lowest amount were committed in February.

#### RATE

The crime rate for this offense was 1,114 for every 100,000 persons. In 2018, the crime rate was 1,174 per 100,000 persons. This is a reported five percent decrease in the crime rate.

#### CLEARANCES

Law enforcement agencies cleared 19,477 incidents by an arrest or exceptional clearance out of the 109,990 incidents reported. This calculates to an 18 percent clearance rate.

#### NATURE

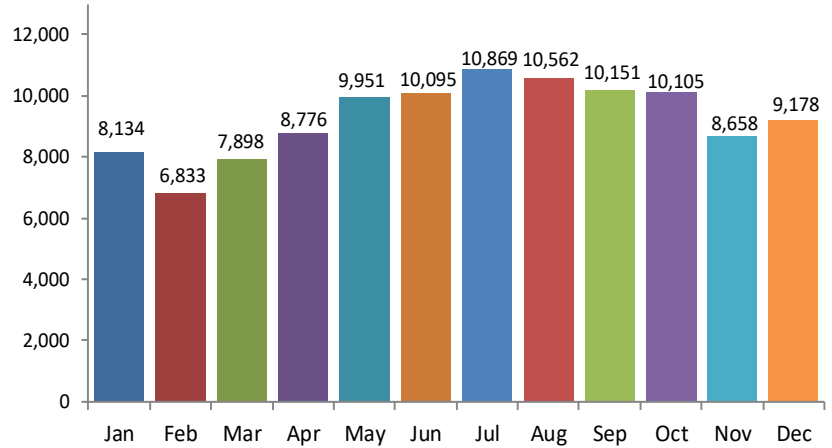
In 2019, the location of larcenies at a Residence/Home occurred the most often at 35 percent. A Department/Discount Store was the location for 14 percent of the offenses and a Parking/Drop Lot/Garage was 10 percent of the offenses. Larcenies occurred most often on Fridays and least often on Sundays.

#### OFFENDERS

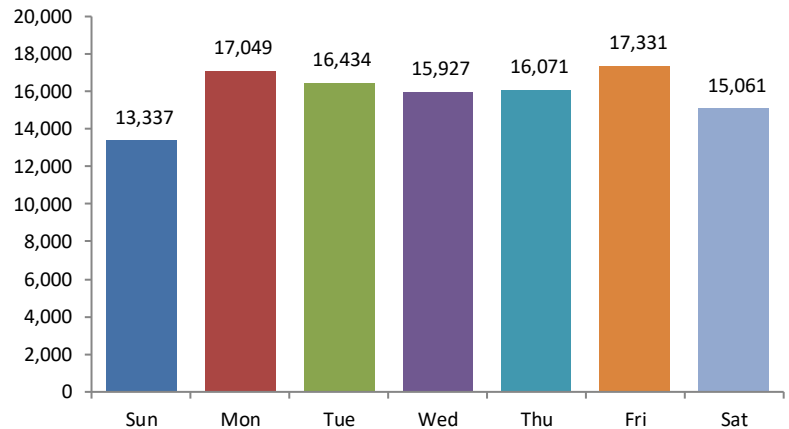
In 51 percent of the offenses reported by law enforcement agencies, the suspect or offender was Unknown. Among the offenses where offender information was known (60,538), Males were involved in 61 percent of the offenses and 38 percent were Females.

Thirty-two percent of these offenses were committed by White Males and 26 percent by Black/African American Males. White Females committed 22 percent of the offenses and Black/African American Females committed 14 percent.

### Offenses by Month

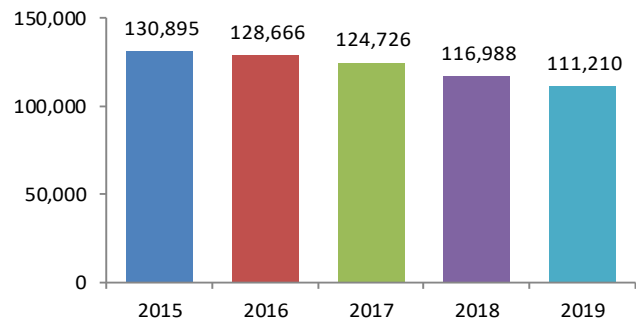


### Offenses by Day



### 5-Year Trend

#### Number of Offenses



# 2019 LARCENY ARRESTS

Age Group		Arrests by Age, Sex, and Race														Grand Total	
		FEMALE							MALE								
		American Indian/Alaskan Native	Asian	Black/African American	Native Hawaiian/Pacific Islander	Unknown	White	Total	American Indian/Alaskan Native	Asian	Black/African American	Native Hawaiian/Pacific Islander	Unknown	White	Total		
Larceny Other	Total Juveniles	10 & Under	0	0	0	0	0	0	0	0	0	1	0	0	2	3	3
	11-12	0	0	2	0	0	1	3	0	0	8	0	0	8	16	19	
	13-14	0	0	2	0	0	7	9	0	0	18	0	5	21	44	53	
	15	0	0	2	0	1	5	8	0	0	18	0	2	15	35	43	
	16	0	0	1	0	0	2	3	0	0	18	0	0	21	39	42	
	17	1	0	1	0	0	5	7	0	0	25	0	3	24	52	59	
	<b>Total</b>	<b>1</b>	<b>0</b>	<b>8</b>	<b>0</b>	<b>1</b>	<b>20</b>	<b>30</b>	<b>0</b>	<b>0</b>	<b>88</b>	<b>0</b>	<b>10</b>	<b>91</b>	<b>189</b>	<b>219</b>	
	Total Adults	18	0	0	4	0	0	13	17	1	1	25	0	1	17	45	62
	19	0	0	9	0	0	3	12	0	0	23	0	2	24	49	61	
	20	0	0	8	0	0	8	16	0	0	19	0	0	17	36	52	
	21	0	0	7	0	0	6	13	0	0	15	0	1	18	34	47	
	22	0	0	10	0	1	12	23	0	0	20	0	2	10	32	55	
	23	0	0	7	0	0	12	19	0	0	19	0	0	18	37	56	
24	0	0	9	0	1	7	17	1	0	20	0	3	24	48	65		
25-29	0	0	35	0	3	51	89	1	1	79	0	10	98	189	278		
30-34	0	0	23	0	0	50	73	2	1	49	0	5	129	186	259		
35-39	0	0	12	0	1	62	75	1	0	21	0	4	88	114	189		
40-44	0	0	7	0	0	30	37	1	0	29	0	3	85	118	155		

			Arrests by Age, Sex, and Race														Grand Total
			FEMALE							MALE							
			American Indian/Alaskan Native	Asian	Black/African American	Native Hawaiian/Pacific Islander	Unknown	White	Total	American Indian/Alaskan Native	Asian	Black/African American	Native Hawaiian/Pacific Islander	Unknown	White	Total	
Larceny Other	Total Adults	45-49	0	0	7	0	3	30	40	1	0	18	0	3	65	87	127
		50-54	0	0	10	0	2	21	33	0	0	31	0	0	56	87	120
		55-59	0	0	7	0	1	10	18	0	0	21	0	0	27	48	66
		60-64	0	0	1	0	0	8	9	0	0	18	0	1	15	34	43
		65 & Above	0	0	1	0	1	7	9	0	0	8	0	0	16	24	33
		<b>Total</b>	0	0	157	0	13	330	500	8	3	415	0	35	707	1,168	1,668
	<b>Total</b>	1	0	165	0	14	350	530	8	3	503	0	45	798	1,357	1,887	
Larceny Pocketpicking	Total Juveniles	11-12	0	0	1	0	0	0	1	0	0	0	0	0	0	0	1
		13-14	0	0	0	0	0	0	0	0	0	0	0	0	1	1	1
		15	0	0	0	0	0	0	0	0	0	1	0	0	1	2	2
		17	0	0	0	0	0	0	0	0	0	1	0	0	0	1	1
		<b>Total</b>	0	0	1	0	0	0	1	0	0	2	0	0	2	4	5
	Total Adults	19	0	0	0	0	0	0	0	0	0	0	0	1	1	2	2
		20	0	0	0	0	0	0	0	0	0	0	0	0	1	1	1
		21	0	0	0	0	0	0	0	0	0	2	0	0	0	2	2
		24	0	0	0	0	0	0	0	0	0	0	0	0	1	1	1
		25-29	0	0	0	0	0	1	1	0	0	1	0	0	1	2	3
		30-34	0	0	0	0	0	0	0	0	0	1	0	0	0	1	1
		35-39	0	0	1	0	0	0	1	0	0	0	0	0	0	0	1

			Arrests by Age, Sex, and Race														Grand Total	
			FEMALE							MALE								
			American Indian/Alaskan Native	Asian	Black/African American	Native Hawaiian/Pacific Islander	Unknown	White	Total	American Indian/Alaskan Native	Asian	Black/African American	Native Hawaiian/Pacific Islander	Unknown	White	Total		
Larceny Pocketpicking	Total Adults	45-49	0	0	0	0	0	0	0	0	0	0	1	0	0	0	1	1
		55-59	0	0	1	0	0	0	1	0	0	2	0	0	0	2	3	
		60-64	0	0	0	0	0	0	0	0	0	0	0	0	1	1	1	
		<b>Total</b>	0	0	2	0	0	1	3	0	0	7	0	1	5	13	16	
	<b>Total</b>	0	0	3	0	0	1	4	0	0	9	0	1	7	17	21		
Larceny Pursesnatching	Total Juveniles	13-14	0	0	0	0	0	0	0	0	0	2	0	0	0	2	2	
		16	0	0	0	0	0	0	0	0	0	2	0	0	0	2	2	
		17	0	0	0	0	0	0	0	0	0	5	0	0	1	6	6	
		<b>Total</b>	0	0	0	0	0	0	0	0	0	9	0	0	1	10	10	
	Total Adults	18	0	0	0	0	0	0	0	0	0	1	0	0	0	1	1	
		20	0	0	0	0	0	0	0	0	0	1	0	0	1	2	2	
		22	0	0	0	0	0	0	0	0	0	2	0	0	0	2	2	
		24	0	0	1	0	0	1	2	0	0	0	0	0	0	0	2	
		25-29	0	0	1	0	0	1	2	0	0	3	0	0	1	4	6	
		30-34	0	0	0	0	0	4	4	0	0	1	0	0	5	6	10	
		35-39	0	0	0	0	0	1	1	0	0	0	0	0	2	2	3	
		40-44	0	0	0	0	0	1	1	0	0	0	0	1	1	2	3	
		45-49	0	0	0	0	0	0	0	0	0	0	0	0	1	1	1	
		50-54	0	0	0	0	0	0	0	0	0	0	0	0	2	2	2	

# 2019 LARCENY ARRESTS

			Arrests by Age, Sex, and Race														Grand Total
			FEMALE							MALE							
			American Indian/Alaskan Native	Asian	Black/African American	Native Hawaiian/Pacific Islander	Unknown	White	Total	American Indian/Alaskan Native	Asian	Black/African American	Native Hawaiian/Pacific Islander	Unknown	White	Total	
Larceny Pursesnatching	Total Adults	55-59	0	0	1	0	0	0	1	0	0	1	0	1	0	2	3
		65 & Above	0	0	0	0	0	0	0	0	0	0	0	1	2	3	3
		<b>Total</b>	0	0	3	0	0	8	11	0	0	9	0	3	15	27	38
	<b>Total</b>	0	0	3	0	0	8	11	0	0	18	0	3	16	37	48	
Larceny Theft From Building	Total Juveniles	11-12	0	0	0	0	1	1	2	0	0	5	0	1	1	7	9
		13-14	0	0	5	0	0	9	14	0	0	15	0	2	12	29	43
		15	0	0	1	0	1	3	5	0	0	13	0	0	8	21	26
		16	0	1	2	0	0	2	5	0	0	9	0	1	12	22	27
		17	0	0	5	0	0	4	9	0	0	18	0	5	18	41	50
		<b>Total</b>	0	1	13	0	2	19	35	0	0	60	0	9	51	120	155
	Total Adults	18	0	0	3	0	0	10	13	0	0	17	0	4	11	32	45
		19	0	0	4	0	1	8	13	0	0	13	0	0	12	25	38
		20	0	0	1	0	0	6	7	0	0	13	0	1	21	35	42
		21	0	0	7	0	0	5	12	0	0	16	0	0	18	34	46
		22	0	0	7	0	0	4	11	0	0	22	0	1	12	35	46
		23	0	0	3	0	1	3	7	0	0	18	0	0	13	31	38
		24	0	0	5	0	0	10	15	0	0	19	0	1	5	25	40
		25-29	0	1	24	0	3	52	80	0	0	66	0	4	73	143	223
30-34	0	0	18	0	0	33	51	1	0	32	0	1	82	116	167		

# 2019 LARCENY ARRESTS

			Arrests by Age, Sex, and Race														Grand Total
			FEMALE							MALE							
			American Indian/Alaskan Native	Asian	Black/African American	Native Hawaiian/Pacific Islander	Unknown	White	Total	American Indian/Alaskan Native	Asian	Black/African American	Native Hawaiian/Pacific Islander	Unknown	White	Total	
Larceny Theft From Building	Total Adults	35-39	0	0	8	0	1	39	48	0	0	20	0	2	60	82	130
		40-44	1	0	6	0	0	25	32	0	1	22	0	1	46	70	102
		45-49	0	0	8	0	0	18	26	0	0	15	0	1	32	48	74
		50-54	2	0	3	0	3	20	28	0	0	22	0	2	21	45	73
		55-59	0	0	7	0	1	10	18	0	0	19	0	0	15	34	52
		60-64	0	0	3	0	1	4	8	0	0	2	0	2	9	13	21
		65 & Above	0	0	1	0	0	3	4	0	0	5	0	0	4	9	13
		<b>Total</b>	<b>3</b>	<b>1</b>	<b>108</b>	<b>0</b>	<b>11</b>	<b>250</b>	<b>373</b>	<b>1</b>	<b>1</b>	<b>321</b>	<b>0</b>	<b>20</b>	<b>434</b>	<b>777</b>	<b>1,150</b>
<b>Total</b>	<b>3</b>	<b>2</b>	<b>121</b>	<b>0</b>	<b>13</b>	<b>269</b>	<b>408</b>	<b>1</b>	<b>1</b>	<b>381</b>	<b>0</b>	<b>29</b>	<b>485</b>	<b>897</b>	<b>1,305</b>		
Larceny Theft From Coin Operated Machine/Device	Total Juveniles	16	0	0	0	0	0	0	0	0	0	0	1	0	1	1	
		<b>Total</b>	<b>0</b>	<b>0</b>	<b>0</b>	<b>0</b>	<b>0</b>	<b>0</b>	<b>0</b>	<b>0</b>	<b>0</b>	<b>0</b>	<b>0</b>	<b>1</b>	<b>0</b>	<b>1</b>	<b>1</b>
	Total Adults	21	0	0	0	0	0	0	0	0	0	0	0	0	1	1	1
		25-29	0	0	0	0	0	0	0	0	0	0	0	0	2	2	2
		30-34	0	0	0	0	0	0	0	0	0	1	0	0	2	3	3
		35-39	0	0	0	0	0	0	0	0	0	0	0	0	3	3	3
		40-44	0	0	0	0	0	0	0	0	0	0	0	0	1	1	1
		45-49	0	0	0	0	0	1	1	0	0	0	0	0	0	0	1
		50-54	0	0	0	0	0	0	0	0	0	0	0	0	1	1	1
		<b>Total</b>	<b>0</b>	<b>0</b>	<b>0</b>	<b>0</b>	<b>0</b>	<b>1</b>	<b>1</b>	<b>0</b>	<b>0</b>	<b>1</b>	<b>0</b>	<b>0</b>	<b>10</b>	<b>11</b>	<b>12</b>

# 2019 LARCENY ARRESTS



		Arrests by Age, Sex, and Race														Grand Total	
		FEMALE							MALE								
		American Indian/Alaskan Native	Asian	Black/African American	Native Hawaiian/Pacific Islander	Unknown	White	Total	American Indian/Alaskan Native	Asian	Black/African American	Native Hawaiian/Pacific Islander	Unknown	White	Total		
Larceny Theft From Coin Operated/Device	<b>Total</b>	0	0	0	0	0	1	1	0	0	1	0	1	10	12	13	
Larceny Theft From Motor Vehicle	<b>Total Juveniles</b>	10 & Under	0	0	0	0	0	0	0	0	0	0	0	0	1	1	1
		11-12	0	0	0	0	0	0	0	0	0	4	0	1	4	9	9
		13-14	0	0	1	0	0	0	1	0	0	20	0	1	21	42	43
		15	0	0	0	0	0	1	1	0	0	10	0	2	29	41	42
		16	0	0	0	0	0	0	0	0	0	27	0	1	22	50	50
		17	0	0	0	0	0	3	3	0	0	31	0	5	40	76	79
		<b>Total</b>	0	0	1	0	0	4	5	0	0	92	0	10	117	219	224
	<b>Total Adults</b>	18	0	0	4	0	0	1	5	1	0	26	0	0	31	58	63
		19	0	0	1	0	0	2	3	0	0	29	0	0	21	50	53
		20	0	0	3	0	1	0	4	2	0	38	0	1	13	54	58
		21	0	0	0	0	0	1	1	0	0	14	0	0	14	28	29
		22	0	0	0	0	0	1	1	0	1	9	0	0	16	26	27
		23	0	0	1	0	0	0	1	0	0	10	0	0	11	21	22
24		0	0	0	0	0	0	0	0	0	10	0	0	9	19	19	
25-29		0	0	6	0	1	19	26	0	0	26	0	4	47	77	103	
30-34		0	0	5	0	0	7	12	0	0	23	0	0	47	70	82	
35-39		0	0	1	0	0	9	10	0	0	10	0	0	33	43	53	
40-44	0	0	3	0	1	1	5	0	1	11	0	0	15	27	32		

# 2019 LARCENY ARRESTS

			Arrests by Age, Sex, and Race														Grand Total
			FEMALE							MALE							
			American Indian/Alaskan Native	Asian	Black/African American	Native Hawaiian/Pacific Islander	Unknown	White	Total	American Indian/Alaskan Native	Asian	Black/African American	Native Hawaiian/Pacific Islander	Unknown	White	Total	
Larceny Theft From Motor Vehicle	Total Adults	45-49	0	0	1	0	0	2	3	0	0	8	0	0	14	22	25
		50-54	0	0	1	0	0	5	6	0	0	12	0	0	12	24	30
		55-59	0	0	0	0	0	2	2	0	0	11	0	0	2	13	15
		60-64	0	0	0	0	0	0	0	0	0	2	0	0	3	5	5
		65 & Above	0	0	0	0	0	0	0	0	0	1	0	1	2	4	4
		<b>Total</b>	0	0	26	0	3	50	79	3	2	240	0	6	290	541	620
	<b>Total</b>	0	0	27	0	3	54	84	3	2	332	0	16	407	760	844	
Larceny Theft Of Motor Vehicle Parts/Accessories	Total Juveniles	17	0	0	0	0	0	0	0	0	0	2	0	0	0	2	2
		<b>Total</b>	0	0	0	0	0	0	0	0	0	2	0	0	0	2	2
	Total Adults	18	0	0	0	0	0	0	0	0	0	3	0	0	2	5	5
		19	0	0	0	0	0	0	0	0	0	2	0	0	3	5	5
		20	0	0	0	0	0	0	0	0	0	2	0	0	0	2	2
		24	0	0	1	0	0	0	1	0	0	5	0	0	1	6	7
		25-29	0	0	2	0	0	0	2	0	0	15	0	0	1	16	18
		30-34	0	0	1	0	0	0	1	0	0	7	0	0	14	21	22
		35-39	0	0	0	0	0	0	0	0	0	12	0	0	3	15	15
		40-44	0	0	1	0	0	2	3	0	0	4	0	2	4	10	13
		50-54	0	0	0	0	0	0	0	0	0	2	0	1	3	6	6
		55-59	0	0	0	0	0	0	0	0	0	3	0	0	2	5	5



# 2019 LARCENY ARRESTS



			Arrests by Age, Sex, and Race														Grand Total
			FEMALE							MALE							
			American Indian/Alaskan Native	Asian	Black/African American	Native Hawaiian/Pacific Islander	Unknown	White	Total	American Indian/Alaskan Native	Asian	Black/African American	Native Hawaiian/Pacific Islander	Unknown	White	Total	
Larceny Theft Of Motor Vehicle Parts/Accessories	Total Adults	60-64	0	0	0	0	0	0	0	0	0	4	0	1	1	6	6
		Total	0	0	5	0	0	2	7	0	0	59	0	4	34	97	104
	Total	0	0	5	0	0	2	7	0	0	61	0	4	34	99	106	
Retail Fraud Organized Crime	Total Juveniles	13-14	0	0	0	0	0	0	0	0	0	1	0	0	0	1	1
		15	0	0	0	0	1	0	1	0	0	1	0	0	0	1	2
		17	0	0	2	0	0	0	2	0	0	1	0	0	1	2	4
		Total	0	0	2	0	1	0	3	0	0	3	0	0	1	4	7
	Total Adults	18	0	0	0	0	0	0	0	0	0	4	0	0	1	5	5
		19	0	0	1	0	0	0	1	0	0	2	0	0	1	3	4
		20	0	0	0	0	1	0	1	0	0	2	0	0	0	2	3
		21	0	0	1	0	0	0	1	0	0	0	0	0	1	1	2
		22	0	0	1	0	0	0	1	0	0	0	0	0	0	0	1
		23	0	0	2	0	0	1	3	0	1	1	0	0	4	6	9
		24	0	0	0	0	0	2	2	0	0	0	0	0	2	2	4
		25-29	0	0	14	0	0	3	17	0	0	9	0	2	14	25	42
		30-34	0	0	3	0	0	5	8	0	0	3	0	0	5	8	16
		35-39	0	0	2	0	0	6	8	0	0	5	0	0	10	15	23
40-44	0	0	2	0	0	6	8	0	0	8	0	0	7	15	23		
45-49	0	0	1	0	0	7	8	0	0	1	0	0	3	4	12		

# 2019 LARCENY ARRESTS

			Arrests by Age, Sex, and Race														Grand Total
			FEMALE							MALE							
			American Indian/Alaskan Native	Asian	Black/African American	Native Hawaiian/Pacific Islander	Unknown	White	Total	American Indian/Alaskan Native	Asian	Black/African American	Native Hawaiian/Pacific Islander	Unknown	White	Total	
Retail Fraud Organized Crime	Total Adults	50-54	0	0	2	0	0	0	2	0	0	4	0	0	2	6	8
		55-59	0	0	1	0	0	0	1	0	0	4	0	0	1	5	6
		60-64	0	0	0	0	1	0	1	0	0	3	0	0	0	3	4
		<b>Total</b>	0	0	30	0	2	30	62	0	1	46	0	2	51	100	162
	<b>Total</b>	0	0	32	0	3	30	65	0	1	49	0	2	52	104	169	
Retail Fraud Theft	Total Juveniles	10 & Under	0	0	0	0	0	2	2	0	0	2	0	0	1	3	5
		11-12	0	0	9	0	1	11	21	0	0	15	0	0	12	27	48
		13-14	0	1	47	0	10	65	123	0	0	58	0	7	39	104	227
		15	1	1	59	0	16	47	124	0	0	53	0	2	47	102	226
		16	0	3	80	0	18	77	178	0	2	58	0	10	85	155	333
		17	3	3	122	0	16	144	288	1	1	96	0	12	127	237	525
		<b>Total</b>	4	8	317	0	61	346	736	1	3	282	0	31	311	628	1,364
	Total Adults	18	1	3	162	0	13	136	315	1	3	103	1	9	114	231	546
		19	1	2	171	0	13	128	315	0	2	113	0	7	85	207	522
		20	0	5	153	0	10	113	281	0	1	90	0	5	64	160	441
		21	0	2	139	0	11	96	248	1	2	82	0	14	58	157	405
		22	2	2	102	0	8	83	197	0	0	95	0	7	80	182	379
		23	0	0	103	0	2	95	200	0	0	77	0	5	59	141	341
24		0	1	108	0	6	71	186	0	0	87	1	2	75	165	351	

# 2019 LARCENY ARRESTS

		Arrests by Age, Sex, and Race														Grand Total	
		FEMALE							MALE								
		American Indian/Alaskan Native	Asian	Black/African American	Native Hawaiian/Pacific Islander	Unknown	White	Total	American Indian/Alaskan Native	Asian	Black/African American	Native Hawaiian/Pacific Islander	Unknown	White	Total		
Retail Fraud Theft	Total Adults	25-29	10	8	508	0	29	614	1,169	2	1	388	0	36	528	955	2,124
		30-34	3	4	255	0	22	615	899	5	1	240	0	33	594	873	1,772
		35-39	3	7	190	0	17	592	809	0	4	173	0	16	456	649	1,458
		40-44	4	4	135	0	16	404	563	0	3	147	0	4	352	506	1,069
		45-49	1	1	119	0	18	270	409	3	1	212	0	16	259	491	900
		50-54	1	1	110	1	10	222	345	0	1	239	0	5	223	468	813
		55-59	1	2	68	0	10	173	254	0	1	195	0	11	136	343	597
		60-64	1	0	38	0	7	109	155	0	0	125	0	4	80	209	364
		65 & Above	0	3	20	0	6	74	103	0	1	40	1	2	56	100	203
		<b>Total</b>	28	45	2,381	1	198	3,795	6,448	12	21	2,406	3	176	3,219	5,837	12,285
	<b>Total</b>	32	53	2,698	1	259	4,141	7,184	13	24	2,688	3	207	3,530	6,465	13,649	
<b>Grand Total:</b>		36	55	3,054	1	292	4,856	8,294	25	31	4,042	3	308	5,339	9,748	18,042	