



DEFINITION

Larceny is defined as the unlawful taking, carrying, leading, or riding away of property from the possession, or constructive possession of another person.

ANALYSIS

VOLUME

The number of larcenies committed in Michigan in 2012 was 155,099. This is a reported increase of 0.06 percent from 2011 and a 15 percent decrease since 2008.

The largest number of offenses occurred in the month of July, and the least amount were committed in February.

RATE

The crime rate for this offense was 1,569 for every 100,000 persons. In 2011, the crime rate was 1,568 per 100,000 persons.

CLEARANCES

Law enforcement agencies cleared 26,917 incidents by an arrest or exceptional clearance out of the 153,155 incidents reported. This calculates to an 18 percent clearance rate. In 2011, the clearance rate was 16 percent.

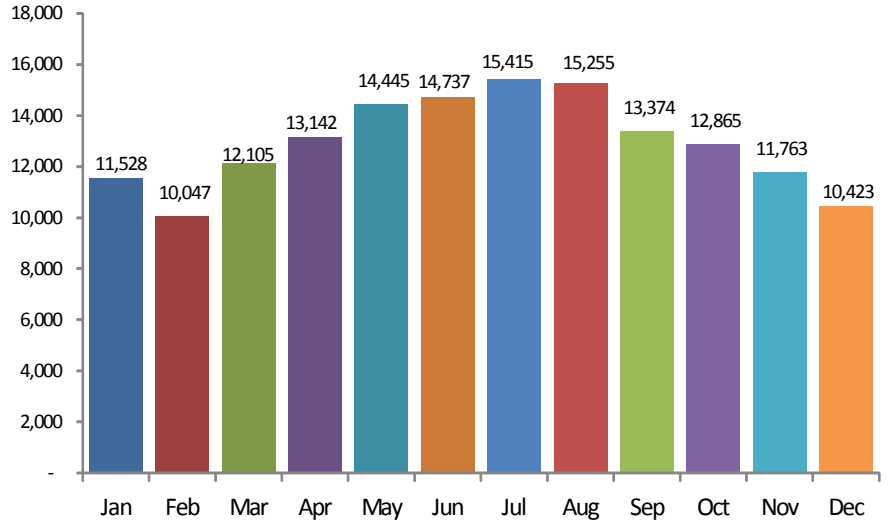
NATURE

In 2012, the property data received from law enforcement agencies reported that property loss values during the commission of these larcenies totaled \$107,744,744. Total property loss values for all property crimes was \$465,967,732. For larcenies, this equates to 23 percent of the state value.

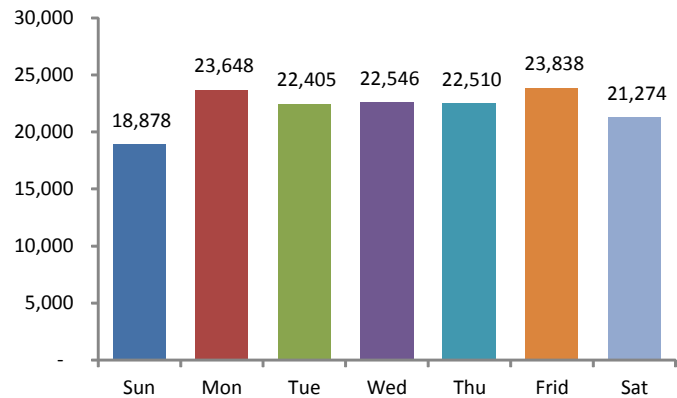
The location of Larcenies at a Residence/Home occurred the most often at 36 percent. A Department/Discount Store was the location for 13 percent of the offenses and a Parking Lot/Garage was 11 percent of the offenses.

In 2012, larcenies occurred more often on Fridays and less often on Sundays.

Offenses by Month

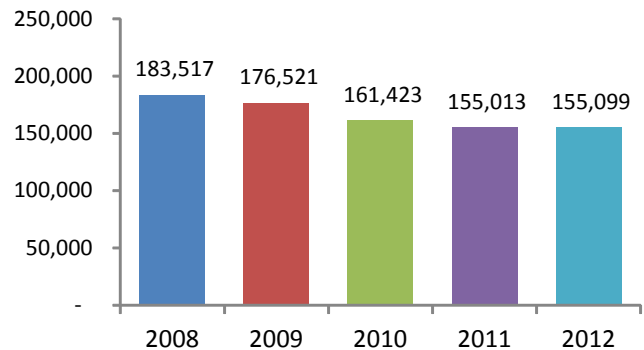


Offenses by Day



5-Year Trend

Number of Larcenies





		Arrests By Age, Sex, and Race												Grand Total	
		FEMALE						MALE							
		American Indian/Alaskan Native	Asian/Pacific Islander	Black	Unknown	White	Total	American Indian/Alaskan Native	Asian/Pacific Islander	Black	Unknown	White	Total		
LARCENY OTHER	Age Group														
	TOTAL JUVENILES	10 & Under	0	0	0	0	0	0	0	0	7	0	2	9	9
11-12		0	0	4	0	8	12	0	0	9	0	11	20	32	
13-14		0	1	6	0	23	30	0	1	40	5	46	92	122	
15		0	0	1	0	6	7	0	0	40	5	52	97	104	
16		0	0	10	0	7	17	0	0	58	2	59	119	136	
Total		0	1	21	0	44	66	0	1	154	12	170	337	403	
TOTAL ADULTS		17	0	0	18	0	26	44	2	0	40	1	98	141	185
		18	0	0	18	2	21	41	0	0	57	1	114	172	213
		19	0	0	10	2	22	34	0	0	42	2	66	110	144
		20	0	0	13	1	18	32	0	0	34	4	89	127	159
		21	0	0	10	0	19	29	0	0	25	0	67	92	121
		22	0	0	19	2	9	30	1	0	23	2	64	90	120
	23	0	0	12	1	17	30	1	0	19	3	51	74	104	
	24	0	0	10	0	22	32	0	0	16	2	52	70	102	
	25-29	0	0	23	3	90	116	1	2	61	8	265	337	453	
	30-34	0	0	12	1	67	80	0	0	46	3	217	266	346	
	35-39	0	1	12	1	51	65	0	0	42	5	113	160	225	
	40-44	0	1	13	5	41	60	0	0	44	3	127	174	234	



			Arrests By Age, Sex, and Race												Grand Total
			FEMALE						MALE						
			American Indian/Alaskan Native	Asian/Pacific Islander	Black	Unknown	White	Total	American Indian/Alaskan Native	Asian/Pacific Islander	Black	Unknown	White	Total	
LARCENY OTHER	TOTAL ADULTS	45-49	0	0	10	2	29	41	0	0	58	4	117	179	220
		50-54	0	0	8	1	26	35	0	0	54	2	79	135	170
		55-59	0	0	10	2	11	23	1	0	28	1	35	65	88
		60-64	0	0	3	0	4	7	0	0	10	2	20	32	39
		65 & Above	0	0	1	0	5	6	0	0	1	0	11	12	18
		Total	0	2	202	23	478	705	6	2	600	43	1,585	2,236	2,941
	File Class Total	0	3	223	23	522	771	6	3	754	55	1,755	2,573	3,344	
LARCENY POCKETPICKING	TOTAL JUVENILES	11-12	0	0	0	0	0	0	0	0	1	0	0	1	1
		13-14	0	0	0	0	0	0	0	0	0	0	1	1	1
		15	0	0	0	0	0	0	0	0	1	0	5	6	6
		16	0	0	0	0	2	2	0	0	0	0	1	1	3
		Total	0	0	0	0	2	2	0	0	2	0	7	9	11
	TOTAL ADULTS	17	0	0	0	0	0	0	0	0	3	0	2	5	5
		18	0	0	0	0	1	1	0	0	2	1	7	10	11
		19	0	0	0	0	2	2	0	0	3	0	1	4	6
		20	0	0	0	0	1	1	0	0	0	0	2	2	3
		21	0	0	0	0	2	2	0	0	2	0	5	7	9
		22	0	0	0	0	0	0	0	0	2	1	2	5	5
		23	0	0	1	0	0	1	0	0	1	0	4	5	6



		Arrests By Age, Sex, and Race													Grand Total
		FEMALE						MALE							
		American Indian/Alaskan Native	Asian/Pacific Islander	Black	Unknown	White	Total	American Indian/Alaskan Native	Asian/Pacific Islander	Black	Unknown	White	Total		
LARCENY POCKETPICKING	TOTAL ADULTS	24	0	0	0	0	0	0	0	0	0	0	1	1	1
		25-29	0	0	0	0	6	6	0	0	1	0	4	5	11
		30-34	0	0	0	0	2	2	0	0	0	0	5	5	7
		35-39	0	0	2	0	3	5	0	0	0	0	2	2	7
		40-44	0	0	0	0	0	0	0	0	4	0	0	4	4
		45-49	0	0	0	0	4	4	0	0	0	0	2	2	6
		50-54	0	0	2	0	1	3	0	0	1	0	3	4	7
		55-59	0	0	0	0	0	0	0	0	0	0	1	1	1
		60-64	0	0	0	0	1	1	0	0	0	0	1	1	2
	Total	0	0	5	0	23	28	0	0	19	2	42	63	91	
File Class Total	0	0	5	0	25	30	0	0	21	2	49	72	102		
LARCENY PURSESNAATCHING	TOTAL JUVENILES	13-14	0	0	0	0	2	2	0	0	1	0	2	3	5
		15	0	0	0	0	0	0	0	0	2	1	0	3	3
		16	0	0	0	0	0	0	0	0	3	0	0	3	3
		Total	0	0	0	0	2	2	0	0	6	1	2	9	11
	TOTAL ADULTS	17	0	0	0	0	1	1	0	0	1	0	1	2	3
		18	0	0	0	0	0	0	0	0	1	0	2	3	3
		19	0	0	0	0	2	2	0	0	0	0	1	1	3
		20	0	0	0	0	2	2	0	0	3	0	4	7	9



		Arrests By Age, Sex, and Race													Grand Total
		FEMALE						MALE							
		American Indian/Alaskan Native	Asian/Pacific Islander	Black	Unknown	White	Total	American Indian/Alaskan Native	Asian/Pacific Islander	Black	Unknown	White	Total		
LARCENY PURSESNAATCHING	TOTAL ADULTS	21	0	0	1	0	1	2	0	0	0	0	3	3	5
		22	0	0	0	0	0	0	0	0	1	0	2	3	3
		23	0	0	1	0	1	2	0	0	2	0	1	3	5
		24	0	0	0	0	3	3	0	0	0	0	1	1	4
		25-29	0	0	0	0	4	4	0	0	1	0	8	9	13
		30-34	0	0	2	1	5	8	0	0	4	0	4	8	16
		35-39	0	0	0	0	1	1	0	0	3	0	1	4	5
		40-44	0	0	0	0	0	0	0	0	0	0	4	4	4
		45-49	0	0	0	0	1	1	0	0	3	0	3	6	7
		50-54	0	0	0	0	0	0	0	0	1	0	4	5	5
		55-59	0	0	0	0	1	1	0	0	1	0	1	2	3
		Total	0	0	4	1	22	27	0	0	21	0	40	61	88
	File Class Total	0	0	4	1	24	29	0	0	27	1	42	70	99	
LARCENY THEFT FROM BUILDING	TOTAL JUVENILES	10 & Under	0	0	0	0	2	2	0	0	2	0	0	2	4
		11-12	0	0	3	1	4	8	0	0	7	0	9	16	24
		13-14	0	0	4	3	19	26	0	1	29	1	42	73	99
		15	0	0	5	0	14	19	0	0	34	4	22	60	79
		16	0	0	6	0	12	18	0	0	31	1	31	63	81
		Total	0	0	18	4	51	73	0	1	103	6	104	214	287



		Arrests By Age, Sex, and Race												Grand Total	
		FEMALE						MALE							
		American Indian/Alaskan Native	Asian/Pacific Islander	Black	Unknown	White	Total	American Indian/Alaskan Native	Asian/Pacific Islander	Black	Unknown	White	Total		
LARCENY THEFT FROM BUILDING	17	0	0	17	0	21	38	0	0	37	3	45	85	123	
	18	0	0	15	0	15	30	0	0	33	3	47	83	113	
	19	0	0	17	2	17	36	0	0	39	2	45	86	122	
	20	0	0	10	0	14	24	0	1	26	5	39	71	95	
	21	0	0	4	0	19	23	0	0	26	1	51	78	101	
	22	0	0	8	2	23	33	0	0	20	1	50	71	104	
	23	0	0	5	0	19	24	0	1	13	0	28	42	66	
	24	0	0	8	0	14	22	0	0	10	1	43	54	76	
	TOTAL ADULTS	25-29	2	0	23	0	80	105	1	0	51	7	187	246	351
	30-34	2	0	22	0	62	86	0	0	33	3	129	165	251	
	35-39	0	0	16	2	37	55	1	0	27	1	37	66	121	
	40-44	0	0	8	3	25	36	0	0	25	1	46	72	108	
	45-49	0	0	14	0	12	26	1	0	33	0	48	82	108	
	50-54	0	0	6	1	19	26	0	0	21	2	25	48	74	
	55-59	0	0	0	0	6	6	0	0	11	0	10	21	27	
	60-64	0	0	0	0	5	5	0	0	3	1	3	7	12	
	65 & Above	0	0	2	0	1	3	0	0	0	0	6	6	9	
	Total	4	0	175	10	389	578	3	2	408	31	839	1,283	1,861	
	File Class Total	4	0	193	14	440	651	3	3	511	37	943	1,497	2,148	



		Arrests By Age, Sex, and Race												Grand Total	
		FEMALE						MALE							
		American Indian/Alaskan Native	Asian/Pacific Islander	Black	Unknown	White	Total	American Indian/Alaskan Native	Asian/Pacific Islander	Black	Unknown	White	Total		
LARCENY THEFT FROM COIN OPERATED MACHINE/DEV.	TOTAL JUVENILES	11-12	0	0	0	1	0	1	0	0	0	0	0	0	1
		13-14	0	0	0	1	0	1	0	0	0	1	2	3	4
		15	0	0	0	0	0	0	0	0	1	0	1	2	2
		16	0	0	0	0	0	0	0	0	1	0	0	1	1
		Total	0	0	0	2	0	2	0	0	2	1	3	6	8
	TOTAL ADULTS	17	0	0	0	0	0	0	0	0	0	0	4	4	4
		18	0	0	0	0	0	0	0	0	2	0	3	5	5
		19	0	0	0	0	2	2	0	0	0	0	3	3	5
		20	0	0	0	0	0	0	0	0	0	0	3	3	3
		21	0	0	0	0	1	1	0	0	0	0	1	1	2
		22	0	0	1	0	0	1	0	0	3	0	1	4	5
		23	0	0	1	0	0	1	0	0	0	0	0	0	1
		24	0	0	0	0	0	0	0	0	0	0	3	3	3
		25-29	0	0	0	0	1	1	0	0	0	0	6	6	7
		30-34	0	0	0	0	0	0	0	0	0	1	3	4	4
35-39	0	0	0	0	0	0	0	0	0	0	5	5	5		
40-44	0	0	0	0	2	2	0	0	1	0	1	2	4		
45-49	0	0	1	0	0	1	0	0	1	0	1	2	3		
50-54	0	0	0	0	0	0	0	0	0	0	2	2	2		



		Arrests By Age, Sex, and Race												Grand Total		
		FEMALE						MALE								
		American Indian/Alaskan Native	Asian/Pacific Islander	Black	Unknown	White	Total	American Indian/Alaskan Native	Asian/Pacific Islander	Black	Unknown	White	Total			
LARCENY THEFT FROM COIN OPERATED MACHINE/DEV.	TOTAL ADULTS	55-59	0	0	0	0	0	0	0	0	2	0	0	2	2	
		60-64	0	0	0	0	0	0	0	0	0	0	1	1	1	
		65 & Above	0	0	0	0	1	1	0	0	0	0	0	0	1	1
		Total	0	0	3	0	7	10	0	0	9	1	37	47	57	
	File Class Total	0	0	3	2	7	12	0	0	11	2	40	53	65		
LARCENY THEFT FROM MOTOR VEHICLE	TOTAL JUVENILES	11-12	0	0	0	0	0	0	0	0	0	0	5	5	5	
		13-14	0	0	1	0	2	3	1	0	13	1	37	52	55	
		15	0	0	1	0	4	5	0	0	13	1	59	73	78	
		16	0	0	1	0	3	4	0	1	17	3	60	81	85	
		Total	0	0	3	0	9	12	1	1	43	5	161	211	223	
	TOTAL ADULTS	17	0	0	0	2	8	10	0	0	33	7	136	176	186	
		18	0	0	5	1	6	12	0	1	26	6	151	184	196	
		19	0	0	2	1	10	13	0	0	19	1	85	105	118	
		20	0	0	2	0	3	5	0	0	20	1	49	70	75	
		21	0	0	1	0	10	11	0	0	20	0	70	90	101	
		22	0	0	1	0	4	5	0	0	12	3	39	54	59	
		23	0	0	2	0	5	7	0	1	16	1	33	51	58	
		24	0	0	1	0	5	6	0	0	9	1	32	42	48	
		25-29	0	0	2	0	20	22	0	0	19	1	89	109	131	



		Arrests By Age, Sex, and Race												Grand Total	
		FEMALE						MALE							
		American Indian/Alaskan Native	Asian/Pacific Islander	Black	Unknown	White	Total	American Indian/Alaskan Native	Asian/Pacific Islander	Black	Unknown	White	Total		
LARCENY THEFT FROM MOTOR VEHICLE	TOTAL ADULTS	30-34	0	0	1	0	6	7	0	0	8	0	39	47	54
		35-39	0	0	0	0	1	1	0	0	10	2	19	31	32
		40-44	0	0	0	0	1	1	0	0	19	1	21	41	42
		45-49	0	0	0	0	0	0	0	0	14	0	25	39	39
		50-54	0	0	2	0	0	2	0	0	10	0	12	22	24
		55-59	0	0	0	0	0	0	0	0	7	0	3	10	10
		60-64	0	0	1	0	2	3	0	0	2	0	0	2	5
		65 & Above	0	0	0	0	0	0	0	0	1	0	1	2	2
		Total	0	0	20	4	81	105	0	2	245	24	804	1,075	1,180
		File Class Total	0	0	23	4	90	117	1	3	288	29	965	1,286	1,403
LARCENY THEFT OF MOTOR VEH PARTS/ACCESSORIES	TOTAL JUVENILES	13-14	0	0	0	0	0	0	0	0	0	0	1	1	1
		15	0	0	0	0	0	0	0	0	0	0	6	6	6
		16	0	0	0	0	0	0	0	2	3	0	3	8	8
		Total	0	0	0	0	0	0	0	2	3	0	10	15	15
	TOTAL ADULTS	17	0	0	1	0	0	1	0	0	3	0	14	17	18
		18	0	0	0	0	1	1	0	0	6	0	10	16	17
		19	0	0	1	0	1	2	0	0	2	0	6	8	10
		20	0	0	0	0	1	1	0	0	9	0	5	14	15
		21	0	0	1	0	1	2	0	1	11	0	2	14	16



		Arrests By Age, Sex, and Race													Grand Total
		FEMALE						MALE							
		American Indian/Alaskan Native	Asian/Pacific Islander	Black	Unknown	White	Total	American Indian/Alaskan Native	Asian/Pacific Islander	Black	Unknown	White	Total		
LARCENY THEFT OF MOTOR VEH PARTS/ACCESSORIES	TOTAL ADULTS	22	0	0	1	0	0	1	0	0	7	0	3	10	11
		23	0	0	1	0	0	1	0	0	2	0	4	6	7
		24	0	0	0	0	1	1	0	0	7	0	3	10	11
		25-29	0	0	1	0	4	5	0	0	13	0	21	34	39
		30-34	0	0	0	0	1	1	0	0	10	0	14	24	25
		35-39	0	0	1	0	3	4	0	0	3	0	8	11	15
		40-44	0	0	0	0	1	1	0	0	10	0	7	17	18
		45-49	0	0	0	0	1	1	0	0	7	0	2	9	10
		50-54	0	0	0	0	0	0	0	0	3	0	2	5	5
		55-59	0	0	0	0	1	1	0	0	2	0	3	5	6
		60-64	0	0	0	0	0	0	0	0	1	0	1	2	2
		65 & Above	0	0	0	0	0	0	0	0	0	0	1	1	1
		Total		0	0	7	0	16	23	0	1	96	0	106	203
File Class Total		0	0	7	0	16	23	0	3	99	0	116	218	241	
RETAIL FRAUD THEFT	TOTAL JUVENILES	10 & Under	0	0	6	2	4	12	0	0	7	0	5	12	24
		11-12	3	0	39	10	30	82	0	3	68	6	29	106	188
		13-14	0	1	173	34	173	381	0	2	217	18	142	379	760
		15	0	2	135	18	200	355	1	1	192	15	149	358	713
		16	3	3	172	39	277	494	0	2	175	20	208	405	899



		Arrests By Age, Sex, and Race													Grand Total
		FEMALE						MALE							
		American Indian/Alaskan Native	Asian/Pacific Islander	Black	Unknown	White	Total	American Indian/Alaskan Native	Asian/Pacific Islander	Black	Unknown	White	Total		
RETAIL FRAUD THEFT	Total	6	6	525	103	684	1,324	1	8	659	59	533	1,260	2,584	
	TOTAL ADULTS	17	1	7	327	40	388	763	1	4	270	29	335	639	1,402
		18	2	0	283	27	388	700	1	5	256	25	332	619	1,319
		19	0	4	282	32	302	620	1	1	243	12	283	540	1,160
		20	1	5	233	19	241	499	0	1	172	14	212	399	898
		21	0	0	216	19	237	472	1	0	140	9	195	345	817
		22	1	2	168	13	234	418	1	1	118	5	185	310	728
		23	3	3	143	9	187	345	0	2	102	6	171	281	626
		24	1	0	119	9	187	316	0	2	66	3	181	252	568
		25-29	7	6	385	50	896	1,344	2	9	209	29	800	1,049	2,393
		30-34	0	7	229	38	719	993	3	2	179	28	586	798	1,791
		35-39	4	9	179	19	467	678	1	2	163	24	397	587	1,265
		40-44	1	5	213	22	435	676	1	2	281	15	355	654	1,330
		45-49	2	3	163	19	335	522	0	2	318	12	280	612	1,134
		50-54	0	2	163	11	284	460	1	1	295	9	221	527	987
		55-59	0	0	86	11	173	270	0	0	160	6	134	300	570
		60-64	0	2	35	4	79	120	0	1	65	5	69	140	260
65 & Above	1	1	9	2	86	99	0	0	16	1	55	72	171		
Total	24	56	3,233	344	5,638	9,295	13	35	3,053	232	4,791	8,124	17,419		



		Arrests By Age, Sex, and Race												Grand Total
		FEMALE						MALE						
		American Indian/Alaskan Native	Asian/Pacific Islander	Black	Unknown	White	Total	American Indian/Alaskan Native	Asian/Pacific Islander	Black	Unknown	White	Total	
RETAIL FRAUD THEFT	File Class Total	30	62	3,758	447	6,322	10,619	14	43	3,712	291	5,324	9,384	20,003
Grand Total:		34	65	4,216	491	7,446	12,252	24	55	5,423	417	9,234	15,153	27,405