

DEFINITION

Motor Vehicle Theft is *the theft or attempted theft of a self-propelled vehicle that runs on land and not on rails. "Joy Riding" is included in this classification. "Carjacking" is not included within these numbers. "Carjacking" is classified as Robbery.*

ANALYSIS

VOLUME

The number of Motor Vehicle Theft offenses committed in 2019 was 17,576. This is a reported increase of one percent from 2018 and a 12 percent increase since 2015.

The largest number of offenses occurred in the month of August and the least amount were committed in February.

RATE

The crime rate for this offense was 175 for every 100,000 persons. In 2018, the crime rate was also 175 for every 100,000 persons.

CLEARANCES

Law enforcement agencies cleared 1,673 incidents by an arrest or exceptional clearance out of the 16,687 incidents reported. This is a reported 10 percent clearance rate.

NATURE

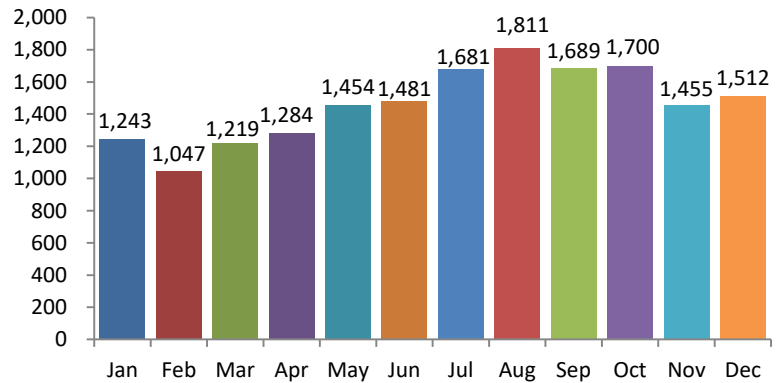
In 2019, 17,709 actual vehicles were stolen and there were 304 attempted offenses. The FBI determines the total number of vehicles stolen by combining these two figures, which totaled 18,013 Motor Vehicle Thefts in 2019. This is a decrease of less than one percent.

More offenses were reported on Mondays than any other day of the week.

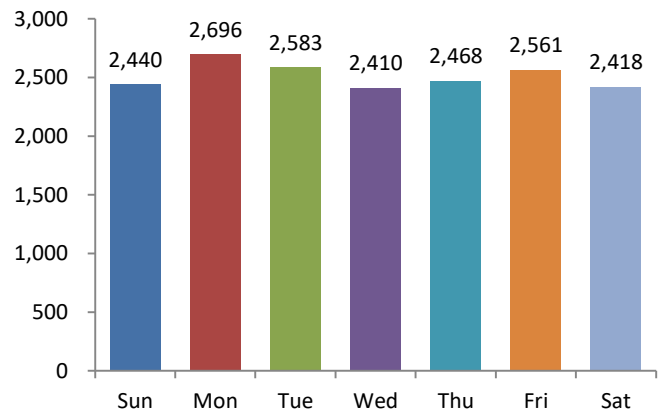
The vehicle type of Trucks (includes pick-ups) reported the highest recovery rate at forty-nine percent.

Vehicle Type	# Stolen	# Recovered	Recovery Rate
Automobiles	15,637	7,330	47%
Buses	11	2	18%
Other Motor Vehicles	1,391	542	39%
Recreational Vehicles	202	49	24%
Trucks (Includes pick-ups)	468	231	49%
Grand Totals	17,709	8,154	46%

Offenses by Month

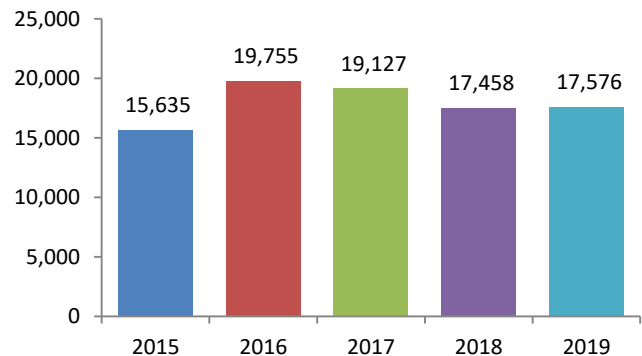


Offenses by Day



5-Year Trend

Number of Offenses



2019 Motor Vehicle Theft Arrests

Age Group		Arrests By Age, Sex, and Race											Grand Total	
		FEMALE					MALE							
		American Indian/Alaskan Native	Black/African American	Unknown	White	Total	American Indian/Alaskan Native	Asian	Black/African American	Native Hawaiian/Pacific Islander	Unknown	White		Total
Total Juveniles	10 & Under	0	0	0	0	0	0	0	0	0	0	2	2	2
	11-12	0	2	0	1	3	0	0	3	0	0	2	5	8
	13-14	1	6	1	9	17	1	0	40	0	1	10	52	69
	15	1	5	0	5	11	0	0	41	0	5	13	59	70
	16	0	11	0	6	17	1	0	24	0	2	20	47	64
	17	0	11	2	7	20	0	0	33	0	0	13	46	66
	Total	2	35	3	28	68	2	0	141	0	8	60	211	279
Total Adults	18	0	5	0	3	8	0	0	22	0	1	12	35	43
	19	0	4	0	3	7	1	0	33	1	2	16	53	60
	20	0	0	0	7	7	0	0	20	0	3	10	33	40
	21	0	2	0	1	3	0	0	26	0	1	6	33	36
	22	0	3	0	2	5	1	1	16	0	0	10	28	33
	23	0	5	0	3	8	0	0	15	0	3	12	30	38
	24	0	2	0	2	4	0	0	15	0	0	8	23	27
	25-29	0	21	0	28	49	1	0	63	0	6	70	140	189
	30-34	0	16	1	28	45	0	0	41	0	7	70	118	163
	35-39	2	7	0	26	35	0	0	27	0	4	64	95	130
	40-44	0	7	1	13	21	0	0	17	0	1	29	47	68
	45-49	0	3	0	4	7	0	0	24	0	1	27	52	59
	50-54	0	2	0	3	5	0	0	22	0	1	20	43	48
	55-59	0	2	0	0	2	0	0	11	0	0	16	27	29
	60-64	0	0	1	1	2	0	0	6	0	0	5	11	13
65 & Above	0	0	0	1	1	0	0	1	0	0	1	2	3	
Total	2	79	3	125	209	3	1	359	1	30	376	770	979	
Grand Total:		4	114	6	153	277	5	1	500	1	38	436	981	1,258