

2018 Larceny Offenses

(Includes Pocket Picking, Purse Snatching, Theft from Building, Theft from Coin Operated Machine/Device, Theft from Motor Vehicle, Theft of Motor Vehicle Parts/Accessories, Other, Retail Fraud-Theft, and Retail Fraud-Organized Crime)



DEFINITION

Larceny is the unlawful taking, carrying, leading, or riding away of property from the possession or constructive possession of another person.

ANALYSIS

VOLUME

The number of Larceny offenses committed in 2018 was 116,988. This is a reported decrease of six percent from 2017 and a thirteen percent decrease since 2014.

The largest number of offenses occurred in the month of August and the least amount were committed in February.

RATE

The crime rate for this offense was 1,174 for every 100,000 persons. In 2017, the crime rate was 1,252 per 100,000 persons. This is a reported six percent decrease in the crime rate.

CLEARANCES

Law enforcement agencies cleared 20,439 incidents by an arrest or exceptional clearance out of the 115,693 incidents reported. This calculates to an eighteen percent clearance rate. In 2017, the clearance rate was also eighteen percent.

NATURE

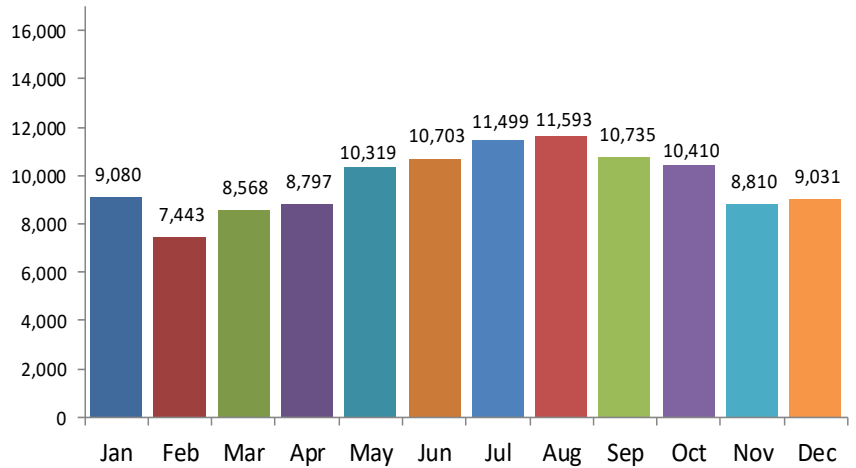
In 2018, the location of larcenies at a Residence/Home occurred the most often at thirty-six percent. A Department/Discount Store was the location for thirteen percent of the offenses and a Parking Lot/Garage was ten percent of the offenses. Larcenies occurred most often on Mondays and least often on Sundays.

OFFENDERS

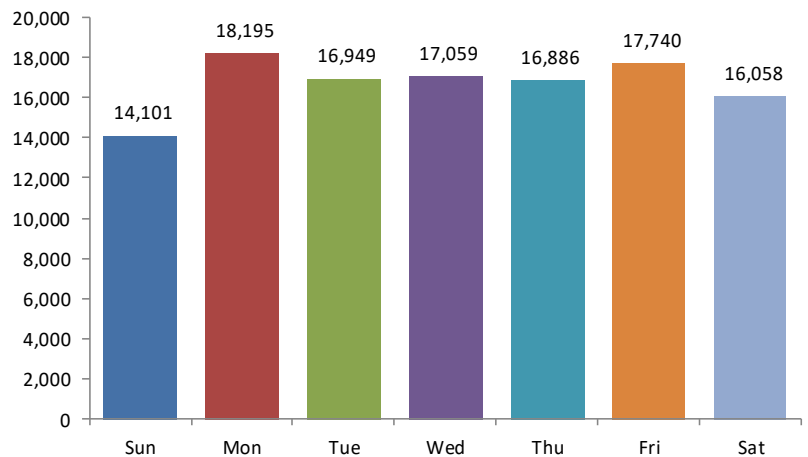
In fifty-one percent of the offenses reported by law enforcement agencies, the suspect or offender was Unknown. Among the offenses where offender information was known (63,743), Males were involved in sixty-one percent of the offenses and thirty-eight percent were Females.

Thirty-three percent of these offenses were committed by White Males and twenty-four percent by Black/African American Males. White Females committed twenty-three percent of the offenses and Black/African American Females committed thirteen percent.

Offenses by Month

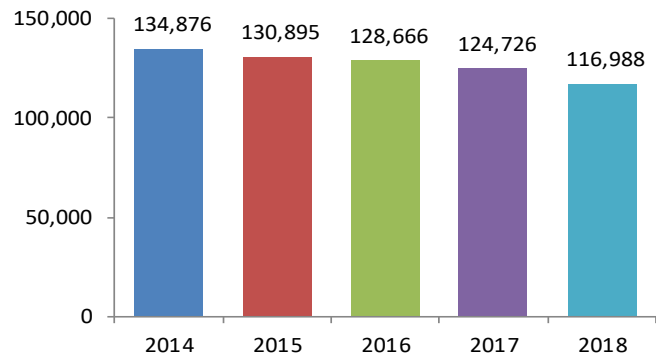


Offenses by Day



5-Year Trend

Number of Offenses



2018 LARCENY ARRESTS



		Arrests by Age, Sex, and Race												Grand Total
		FEMALE						MALE						
		American Indian/Alaskan Native	Asian	Black/African American	Unknown	White	Total	American Indian/Alaskan Native	Asian	Black/African American	Unknown	White	Total	
LARCENY OTHER	Age Group													
	Total Juveniles	10 & Under	0	0	0	0	0	0	0	0	1	0	6	7
11-12		0	0	1	0	2	3	1	0	3	1	8	13	16
13-14		0	0	4	0	3	7	0	0	18	1	23	42	49
15		0	0	0	0	3	3	2	0	13	1	24	40	43
16		0	0	1	1	6	8	0	0	26	5	19	50	58
Total		0	0	6	1	14	21	3	0	61	8	80	152	173
Total Adults	17	0	0	5	0	5	10	0	0	25	0	37	62	72
	18	0	0	6	0	8	14	0	0	30	2	35	67	81
	19	0	0	5	0	10	15	0	0	23	1	29	53	68
	20	0	0	5	0	5	10	0	1	25	1	17	44	54
	21	0	0	2	1	8	11	0	0	10	2	16	28	39
	22	0	0	7	2	11	20	0	0	26	1	19	46	66
	23	0	0	6	1	7	14	0	0	16	0	31	47	61
	24	0	0	5	0	10	15	0	0	14	1	18	33	48
	25-29	0	0	29	2	54	85	1	0	75	10	119	205	290
	30-34	1	0	10	3	56	70	0	1	38	8	114	161	231
	35-39	0	0	7	2	45	54	1	1	25	5	111	143	197
	40-44	0	0	5	2	33	40	0	0	26	5	80	111	151
	45-49	1	0	7	1	30	39	0	0	28	5	68	101	140
	50-54	0	0	8	0	15	23	0	0	28	3	59	90	113
	55-59	0	0	5	1	9	15	0	0	23	5	39	67	82
	60-64	0	0	1	0	9	10	0	0	8	0	20	28	38
65 & Above	0	0	1	0	6	7	0	0	3	1	11	15	22	
Total	2	0	114	15	321	452	2	3	423	50	823	1,301	1,753	
Offense Total	2	0	120	16	335	473	5	3	484	58	903	1,453	1,926	

2018 LARCENY ARRESTS



		Arrests by Age, Sex, and Race												Grand Total	
		FEMALE						MALE							
		American Indian/Alaskan Native	Asian	Black/African American	Unknown	White	Total	American Indian/Alaskan Native	Asian	Black/African American	Unknown	White	Total		
LARCENY POCKETPICKING	Total Juveniles	11-12	0	0	0	0	0	0	0	1	0	0	1	1	
		13-14	0	0	1	0	0	1	0	0	1	0	0	1	2
		Total	0	0	1	0	0	1	0	0	2	0	0	2	3
	Total Adults	20	0	0	0	0	1	1	0	0	0	0	0	0	1
		21	0	0	0	0	0	0	0	0	1	0	0	1	1
		22	0	0	0	0	1	1	0	0	0	0	1	1	2
		25-29	0	0	0	0	1	1	0	0	4	3	3	10	11
		30-34	0	0	0	0	1	1	0	0	0	0	1	1	2
		35-39	0	0	0	0	0	0	0	0	1	1	2	4	4
		40-44	0	0	0	0	0	0	0	0	0	0	2	2	2
		45-49	0	0	1	0	0	1	0	0	0	0	1	1	2
		50-54	0	0	1	0	0	1	0	0	1	0	1	2	3
		55-59	0	0	2	0	1	3	0	0	0	0	1	1	4
		60-64	0	0	0	0	0	0	0	0	0	1	0	1	1
65 & Above	0	0	0	0	0	0	0	0	1	0	0	1	1		
Total	0	0	4	0	5	9	0	0	8	5	12	25	34		
Offense Total		0	0	5	0	5	10	0	0	10	5	12	27	37	
LARCENY PURSESNAATCHING	Total Adults	17	0	0	0	0	0	0	0	1	0	1	2	2	
		18	0	0	1	0	0	1	0	0	0	1	1	2	
		20	0	0	0	0	1	1	0	0	1	0	0	1	2
		21	0	0	0	0	0	0	0	0	1	0	1	2	2
		22	0	0	0	0	1	1	0	0	2	0	0	2	3
		23	0	0	0	0	0	0	0	0	1	0	0	1	1
		24	0	0	0	0	1	1	0	0	0	0	0	0	1
		25-29	0	0	1	0	1	2	0	0	3	1	2	6	8

2018 LARCENY ARRESTS



		Arrests by Age, Sex, and Race												Grand Total	
		FEMALE						MALE							
		American Indian/Alaskan Native	Asian	Black/African American	Unknown	White	Total	American Indian/Alaskan Native	Asian	Black/African American	Unknown	White	Total		
LARCENY PURSESNAATCHING	Total Adults	30-34	0	0	0	0	1	1	0	0	0	1	3	4	5
		35-39	0	0	0	0	2	2	0	0	2	0	1	3	5
		45-49	0	0	0	0	1	1	0	0	2	0	0	2	3
		50-54	0	0	0	0	0	0	0	0	1	0	0	1	1
		55-59	0	0	1	1	1	3	0	0	2	0	1	3	6
		Total	0	0	3	1	9	13	0	0	16	2	10	28	41
	Offense Total	0	0	3	1	9	13	0	0	16	2	10	28	41	
LARCENY THEFT FROM BUILDING	Total Juveniles	11-12	0	0	2	0	3	5	0	0	4	0	5	9	14
		13-14	0	0	5	2	0	7	0	0	10	0	5	15	22
		15	0	0	0	1	1	2	0	0	15	0	12	27	29
		16	0	0	1	0	1	2	0	0	0	0	18	18	20
		Total	0	0	8	3	5	16	0	0	29	0	40	69	85
	Total Adults	17	0	0	0	1	8	9	0	0	17	1	12	30	39
		18	0	0	7	0	6	13	0	1	25	1	21	48	61
		19	0	0	9	0	5	14	0	0	13	1	17	31	45
		20	0	0	5	0	6	11	0	0	15	0	25	40	51
		21	1	0	7	0	5	13	0	0	9	1	17	27	40
		22	0	0	4	1	10	15	0	0	10	1	15	26	41
		23	0	1	4	1	11	17	0	0	10	0	12	22	39
		24	0	0	5	1	10	16	0	0	10	2	14	26	42
		25-29	0	0	30	3	52	85	1	0	70	7	110	188	273
		30-34	0	0	18	1	55	74	2	0	36	2	103	143	217
		35-39	0	0	16	0	43	59	3	0	18	2	68	91	150
		40-44	0	1	9	2	31	43	0	0	21	0	48	69	112
		45-49	0	0	3	1	24	28	0	0	18	1	34	53	81

2018 LARCENY ARRESTS



		Arrests by Age, Sex, and Race												Grand Total	
		FEMALE						MALE							
		American Indian/Alaskan Native	Asian	Black/African American	Unknown	White	Total	American Indian/Alaskan Native	Asian	Black/African American	Unknown	White	Total		
LARCENY THEFT FROM BUILDING	Total Adults	50-54	0	0	5	0	23	28	0	0	30	2	21	53	81
		55-59	0	0	3	0	9	12	0	0	23	1	18	42	54
		60-64	0	0	1	1	6	8	0	0	7	0	6	13	21
		65 & Above	0	0	2	0	4	6	0	0	4	0	7	11	17
		Total	1	2	128	12	308	451	6	1	336	22	548	913	1,364
	Offense Total	1	2	136	15	313	467	6	1	365	22	588	982	1,449	
LARCENY THEFT FROM COIN OPERATED MACHINE/DEVICE.	Total Juver	13-14	0	0	0	0	0	0	0	0	0	0	3	3	3
		Total	0	0	0	0	0	0	0	0	0	0	3	3	3
	Total Adults	19	0	0	0	0	0	0	0	0	0	0	1	1	1
		25-29	0	0	0	0	2	2	0	0	0	0	2	2	4
		30-34	0	0	0	0	0	0	0	0	0	0	4	4	4
		35-39	0	0	0	0	2	2	0	0	0	0	1	1	3
		40-44	0	0	0	0	1	1	0	0	0	0	1	1	2
		45-49	0	0	0	0	0	0	0	0	0	0	1	1	1
		50-54	0	0	0	0	0	0	0	0	0	0	2	2	2
		55-59	0	0	0	0	0	0	0	0	0	0	1	1	1
Total	0	0	0	0	5	5	0	0	0	0	13	13	18		
Offense Total	0	0	0	0	5	5	0	0	0	0	16	16	21		
LARCENY THEFT FROM MOTOR VEHICLE	Total Juveniles	11-12	0	0	0	0	1	1	0	0	1	0	2	3	4
		13-14	0	0	0	0	1	1	0	0	14	0	14	28	29
		15	0	0	0	0	4	4	0	0	19	0	9	28	32
		16	0	0	1	0	3	4	0	0	23	2	13	38	42
		Total	0	0	1	0	9	10	0	0	57	2	38	97	107
	17	0	0	1	0	4	5	0	0	43	6	46	95	100	
	18	0	0	0	0	2	2	1	0	41	2	37	81	83	

2018 LARCENY ARRESTS



		Arrests by Age, Sex, and Race												Grand Total	
		FEMALE						MALE							
		American Indian/Alaskan Native	Asian	Black/African American	Unknown	White	Total	American Indian/Alaskan Native	Asian	Black/African American	Unknown	White	Total		
LARCENY THEFT FROM MOTOR VEHICLE	Total Adults	19	0	0	3	0	1	4	0	0	15	6	18	39	43
		20	0	0	0	0	1	1	0	0	20	0	17	37	38
		21	0	0	2	0	2	4	0	0	9	2	8	19	23
		22	0	0	2	0	4	6	0	0	14	0	16	30	36
		23	0	0	0	0	3	3	0	0	7	0	11	18	21
		24	0	0	0	0	3	3	0	1	22	5	9	37	40
		25-29	0	0	9	0	10	19	0	0	35	2	47	84	103
		30-34	0	0	4	0	9	13	0	0	13	4	37	54	67
		35-39	0	0	3	0	6	9	0	1	10	1	42	54	63
		40-44	0	0	0	0	5	5	0	0	13	0	19	32	37
		45-49	0	0	0	0	4	4	0	0	8	2	8	18	22
		50-54	0	0	0	0	0	0	0	0	7	0	5	12	12
		55-59	0	0	0	0	1	1	0	0	4	0	2	6	7
		60-64	0	0	0	0	0	0	0	0	4	0	1	5	5
		65 & Above	0	0	0	0	1	1	0	0	1	0	2	3	4
Total		0	0	24	0	56	80	1	2	266	30	325	624	704	
Offense Total		0	0	25	0	65	90	1	2	323	32	363	721	811	
LARCENY THEFT OF MOTOR VEHICLE PARTS/ACCESSORIES	Total Juveniles	13-14	0	0	0	0	0	0	0	0	0	0	2	2	2
		15	0	0	0	0	0	0	0	0	1	0	1	2	2
		16	0	0	0	0	0	0	0	0	1	0	0	1	1
		Total	0	0	0	0	0	0	0	0	2	0	3	5	5
	Total Adults	17	0	0	1	0	0	1	0	0	3	0	1	4	5
		18	0	0	0	0	0	0	0	0	4	1	1	6	6
		19	0	0	2	0	0	2	0	0	2	0	0	2	4
		20	0	0	1	0	1	2	0	0	3	0	2	5	7

2018 LARCENY ARRESTS



		Arrests by Age, Sex, and Race											Grand Total		
		FEMALE						MALE							
		American Indian/Alaskan Native	Asian	Black/African American	Unknown	White	Total	American Indian/Alaskan Native	Asian	Black/African American	Unknown	White		Total	
LARCENY THEFT OF MOTOR VEHICLE PARTS/ACCESSORIES	Total Adults	21	0	0	0	0	0	0	0	0	5	0	0	5	5
		22	0	0	0	0	0	0	0	0	0	0	1	1	1
		23	0	0	1	0	0	1	0	0	2	0	1	3	4
		24	0	0	0	0	0	0	0	0	2	0	1	3	3
		25-29	0	0	1	0	2	3	0	0	7	0	5	12	15
		30-34	0	0	0	0	0	0	0	0	3	0	13	16	16
		35-39	0	0	1	1	1	3	0	0	4	0	3	7	10
		40-44	0	0	0	0	1	1	0	0	1	2	4	7	8
		45-49	0	0	1	0	0	1	0	0	0	0	4	4	5
		50-54	0	0	0	0	0	0	0	0	3	0	1	4	4
		55-59	0	0	0	0	0	0	0	0	0	0	3	3	3
		60-64	0	0	0	0	0	0	0	0	0	1	1	2	2
		65 & Above	0	0	0	0	0	0	0	0	1	0	1	2	2
	Total	0	0	8	1	5	14	0	0	40	4	42	86	100	
Offense Total	0	0	8	1	5	14	0	0	42	4	45	91	105		
RETAIL FRAUD ORGANIZED CRIME	Total Juveniles	11-12	0	0	0	0	0	0	0	0	0	0	1	1	1
		13-14	0	0	0	0	0	0	0	0	0	0	2	2	2
		15	0	0	0	0	0	0	0	0	1	0	0	1	1
		16	0	0	0	0	0	0	0	0	1	0	0	1	1
		Total	0	0	0	0	0	0	0	0	2	0	3	5	5
	Total Adults	17	0	0	4	0	0	4	0	0	6	0	1	7	11
		18	0	0	0	1	0	1	0	0	2	0	3	5	6
		19	0	0	1	0	3	4	0	0	1	0	0	1	5
		20	0	0	5	0	0	5	0	0	1	0	0	1	6
		21	0	0	0	0	2	2	0	0	4	0	0	4	6

2018 LARCENY ARRESTS



		Arrests by Age, Sex, and Race												Grand Total	
		FEMALE						MALE							
		American Indian/Alaskan Native	Asian	Black/African American	Unknown	White	Total	American Indian/Alaskan Native	Asian	Black/African American	Unknown	White	Total		
RETAIL FRAUD ORGANIZED CRIME	Total Adults	22	0	0	5	0	2	7	0	0	0	0	0	0	7
		23	0	0	1	0	1	2	0	0	4	0	4	8	10
		24	0	0	1	0	2	3	0	0	3	0	2	5	8
		25-29	0	0	9	1	6	16	0	0	8	1	9	18	34
		30-34	0	0	2	1	6	9	0	0	3	1	18	22	31
		35-39	0	0	4	1	6	11	0	0	4	0	6	10	21
		40-44	0	0	5	0	3	8	0	0	1	0	9	10	18
		45-49	0	0	0	0	4	4	0	0	4	1	2	7	11
		50-54	0	0	2	0	1	3	0	0	16	1	3	20	23
		55-59	0	0	0	0	1	1	0	1	0	0	6	7	8
		60-64	0	0	0	0	0	0	0	0	3	0	0	3	3
		65 & Above	0	0	0	0	1	1	0	0	1	0	0	1	2
	Total	0	0	39	4	38	81	0	1	61	4	63	129	210	
Offense Total	0	0	39	4	38	81	0	1	63	4	66	134	215		
RETAIL FRAUD THEFT	Total Juveniles	10 & Under	1	0	2	0	2	5	0	0	5	2	3	10	15
		11-12	3	0	9	3	14	29	0	0	30	1	18	49	78
		13-14	1	2	68	9	73	153	0	0	65	8	66	139	292
		15	0	3	79	13	61	156	1	0	65	8	64	138	294
		16	0	2	101	16	101	220	0	2	59	8	95	164	384
		Total	5	7	259	41	251	563	1	2	224	27	246	500	1,063
	Total Adults	17	2	1	160	16	163	342	1	2	122	7	126	258	600
		18	2	1	181	12	197	393	0	3	99	16	149	267	660
		19	1	2	156	13	154	326	2	2	115	12	96	227	553
		20	1	2	135	11	112	261	1	0	98	11	81	191	452
21		2	1	145	9	111	268	0	1	108	6	70	185	453	

2018 LARCENY ARRESTS



		Arrests by Age, Sex, and Race												Grand Total	
		FEMALE						MALE							
		American Indian/Alaskan Native	Asian	Black/African American	Unknown	White	Total	American Indian/Alaskan Native	Asian	Black/African American	Unknown	White	Total		
RETAIL FRAUD THEFT	Total Adults	22	1	0	112	5	103	221	1	4	85	6	84	180	401
		23	1	1	114	8	99	223	2	3	91	8	80	184	407
		24	2	1	88	5	126	222	1	0	59	6	87	153	375
		25-29	6	4	513	29	687	1,239	4	4	368	37	615	1,028	2,267
		30-34	8	5	239	23	691	966	8	2	189	13	612	824	1,790
		35-39	2	3	174	18	626	823	3	1	182	10	493	689	1,512
		40-44	8	3	111	9	350	481	4	7	135	11	333	490	971
		45-49	5	2	111	16	311	445	3	2	211	8	220	444	889
		50-54	1	3	93	9	234	340	2	2	231	9	224	468	808
		55-59	0	6	68	5	186	265	0	0	158	4	159	321	586
		60-64	0	1	33	3	103	140	0	1	97	2	66	166	306
		65 & Above	2	3	15	7	67	94	0	1	33	3	59	96	190
		Total		44	39	2,448	198	4,320	7,049	32	35	2,381	169	3,554	6,171
Offense Total		49	46	2,707	239	4,571	7,612	33	37	2,605	196	3,800	6,671	14,283	
Grand Total:		52	48	3,043	276	5,346	8,765	45	44	3,908	323	5,803	10,123	18,888	