

THE ADVENTURES OF
**PREP &
PAREY** *Cont.*

LET'S GET PET READY!

**FEATURING TWISTER
AND STORM**



Vol. 2 2017

MEET TWISTER AND STORM!

Remember Prep and Parey?

They were neighbors who became best friends while cleaning up their yards after a storm hit their town.

They worked together to build an emergency family preparedness kit adding one item to their kit each month. Simple as that!

Recently Prep and Parey each decided to adopt a pet. To keep their furry friends safe they will need an emergency preparedness kit too!

Let's get Pet Ready!



Hi I'm Prep and
this is my cat
Storm.



And I'm Parey and
this is my dog
Twister.



We learned so much from our last adventure
building emergency preparedness kits. Now we
want to make sure our pets have one too!
Can you help us build an emergency pet
preparedness kit?




*List a few items
you should
put in your
pet preparedness
kit.*

*Do you have an idea of what we need to
put in our pet's kit? I bet you will see
Storm and Twister need a lot of the
same things you do!*

Did you know?

By stocking your pet preparedness kit with moist food, your pet will need less water to drink?



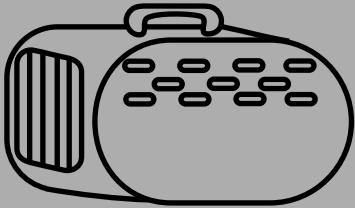
Storm and Twister get thirsty and hungry just like you and me! And also like us, they need a three day water and food supply... don't forget the to-go bowl!

Does your pet need special medicine? Do you have an extra copy of vet records? These are very important items to keep in your kit. Being able to easily access this information in an emergency could help save the life of your pet.



Did you know?

You should include a pet crate or carrier in your kit if your pet normally travels in one.




Name: _____

Address: _____

Phone: _____

Microchip ID: _____

Fill in your pet's info!



Make sure your kit includes an extra leash and collar. It's important to have an ID tag for your pet as well.

Oh no! Twister and Storm have disappeared! Thankfully we had a photo of them. It's important to have a photo of your pet in case you get separated or they are left behind. Do you know where those goofy pets went?



*Draw a picture of
your pet*



Which toys do you think your pet likes?

Circle any that you would add to your kit

Dog

Cat

Stuffed Animal

Mouse toy

Ball

String

Bone


Ball

Pull Rope

Catnip toy

Chew Toy

Squeaky toy



When moving your pets to a safe location, they may be scared. Toys are a great way to comfort them! Make sure you add a couple of your pet's favorite toys to their pet preparedness kit!

Don't forget to put some bags and a scooper in your kit! It's always polite to clean up after your pets.



Now you and your pet are "Pet Ready!" Great job on helping us build our pet preparedness kit.





***IN MICHIGAN, EMERGENCIES LIKE FLOODS, SEVERE WEATHER, AND
WINTER STORMS CAN HAPPEN AT A MOMENT'S NOTICE.
BEING PREPARED SAVES LIVES!***

***THE MICHIGAN STATE POLICE, EMERGENCY MANAGEMENT AND HOMELAND SECURITY DIVISION
ENCOURAGE EVERYONE TO:***



- 1. MAKE A PLAN***
- 2. BUILD A KIT***
- 3. BE INFORMED***
- 4. GET INVOLVED***

WEBSITES:

WWW.MICHIGAN.GOV/MIREADY

WWW.DOTTHING.COM

WWW.READY.GOV

FACEBOOK:

WWW.FACEBOOK.COM/MICHIGANSTATEPOLICE

WWW.FACEBOOK.COM/DOTTHINGCOM

FOR EMERGENCIES, DIAL:

9-1-1

FOR NON-EMERGENCY ASSISTANCE, DIAL:

2-1-1