




MiScorecard Performance Summary

Business Unit: Community Health
Executive/Director Name: Jim Haveman
Reporting Period: May 2014

Green >90% of target
Yellow >= 75% - 90% of target
Red <75% of target
 Date Approved: 6/17/2014

Metric ID	Metric	Status	Progress	Target	Current	Previous	Frequency	Metric Definition
Promote and Protect Health, Wellness, and Safety								
MDCH-1.01-01	Number of Veteran benefit, eligibility, and culture trainings attended by Community Mental Health Service Programs			9	0		Quarterly	Improve access to federal benefits and local services for Veterans by having Community Mental Health Service Programs attend Veteran benefit, eligibility, and culture trainings with at least one staff person
MDCH-1.02-01	Number of cultural competence trainings conducted for MDCH managers and directors	Green		1	2	0	Twice a Year	Ensure access to culturally and linguistically appropriate services for all Michigan residents by developing and conducting cultural competence training for MDCH managers and directors
MDCH-1.03-01	Number of trainings on public health resources for chronic disease management, mental health, and maternal and child health for care managers in primary care practices	Yellow		10	8		Quarterly	Implement an integrated chronic disease strategy that addresses comorbidities, mental health, and chronic care hot spots by increasing the number of trainings on public health resources for chronic disease management, mental health, and maternal and child health for care managers in primary care practices
MDCH-1.04-01	Number of 1st, 2nd, 6th, and 7th grade students receiving sealants through SEAL! Michigan Program	Green		4114	3740		FY Annually	Increase access to dental care by increasing the number of 1st, 2nd, 6th, and 7th grade students receiving sealants through SEAL! Michigan Program 10% by September 2014
MDCH-1.05-01	Percent decrease of average time individuals spend on waiting lists for aging services			8%	0%		Quarterly	Make Michigan a 'no wait state' for aging services by decreasing the average time individuals spend on waiting lists for aging services
MDCH-1.08-01	Percent of complete personnel license applications received by EMS Section that are processed and date stamped within 48 hours	Yellow		93%	74%	83%	Monthly	Realign how Emergency Medical Services are provided and funded by processing and date stamping at least 93% of complete personnel license applications received by EMS Section within 48 hours
MDCH-1.10-01	Percent of pediatric immunization rates of 19-36 month old children completed for 4:3:1:3:3:1:4 series	Green	=	80%	74%	74%	Monthly	Increase immunization rates by increasing the percent of 19-36 month old children completed for 4:3:1:3:3:1:4 series
MDCH-1.10-02	Percent of adolescent immunization rates of 13-17 year olds who have received 1 Tdap, 3 Polio, 2 MMR, 2 Varicellas and 1 MCV	Green		70%	63%	62%	Monthly	Increase immunization rates by increasing the percent of 13-17 year old adolescents who have received 1 Tdap, 3 Polio, 2 MMR, 2 Varicellas and 1 MCV
MDCH-1.11-01	Number of people that pledge online (MI Healthier Tomorrow) to lose 10% of their weight	Green		32000	29885	29658	Monthly	Build upon the 4x4 Plan to reduce obesity and further collaborate with partners by increasing the number of people that pledge online (MI Healthier Tomorrow) to lose 10% of their weight
MDCH-1.11-02	Number of community venues that support healthy eating	Green		300	450		Quarterly	Build upon the 4x4 Plan to reduce obesity and further collaborate with partners by increasing the number of schools, child care centers, businesses and community venues that improve access to healthy foods
MDCH-1.11-03	Number of community venues that provide places for physical activity	Green		750	828		Quarterly	Build upon the 4x4 Plan to reduce obesity and further collaborate with partners by increasing the number of schools, child care centers, businesses and community venues that provide access to places for physical activity
MDCH-1.13-01	Number of local health departments that utilize the Strategic National Stockpile Plan template	Yellow		23	20		Quarterly	Improve response from local communities in emergency situations by increasing the number of local health departments that utilize the Strategic National Stockpile Plan template
MDCH-1.14-01	Number of staff trained in national standards for Culturally and Linguistically Appropriate Services (CLAS)	Green		15	31		Twice a Year	Reduce disparities in health outcomes by increasing the number of staff trained in national standards for Culturally and Linguistically Appropriate Services (CLAS)
MDCH-1.15-01	Number of electronic lab reports received through the MI Disease Surveillance System (MDSS)	Red		18721	13237	19334	Quarterly	Provide comprehensive population health monitoring by increasing the number of electronic lab reports received through the MI Disease Surveillance System (MDSS)
Improve Outcomes for Children								
MDCH-2.01-01	Percent of treatment penetration rates in children and adolescents (ages 12-17) with identified Substance Use Disorders (SUDs) to engage them in treatment services	Red		0.75%	0.47%		FY Annually	Increase services in the community for children and adolescents at risk for and with substance use disorder by increasing treatment penetration rates in children and adolescents (ages 12-17) with identified SUDs to engage them in treatment services
MDCH-2.02-01	Number of children with autism spectrum disorder diagnosis ages 0-5 enrolling into the autism benefit to receive applied behavior analysis (ABA) services	Green		600	589		Quarterly	Enhance efforts to identify and improve early intervention mental health services, including autism, for children and youth by increasing the number of children with autism spectrum disorder diagnosis ages 0-5 enrolling into the autism benefit to receive applied behavior analysis (ABA) services
MDCH-2.02-02	Number of children with autism spectrum disorder diagnosis ages 6-17 receiving Behavioral Health services	Green		3000	3357		Quarterly	Enhance efforts to identify and improve early intervention mental health services, including autism, for children and youth by increasing the number of children with autism spectrum disorder diagnosis ages 6-17 receiving Behavioral Health services
MDCH-2.03-01	Number of competency law trainings for courts and community mental health centers			2	0		CY Annually	Create a plan to educate the courts and community mental health centers about competency laws and the implications for children by increasing the number of competency law trainings
MDCH-2.04-01	Number of mothers and babies served by home visiting programs	Green		62200	61169		FY Annually	Utilize Michigan's Infant Mortality Reduction Plan to support healthy babies growth and change in disparities by increasing the number of mothers and babies served by home visiting programs
MDCH-2.05-01	Number of Child & Adolescent Health Centers located within DHS Pathway to potential schools	Green		11	10		FY Annually	Implement cross-system collaborative strategies to improve health outcomes from preconception through adolescence by increasing the number of Child & Adolescent Health Centers located within DHS Pathway to potential schools

MDCH-2.05-02	Number of Child & Adolescent Health Centers that provide mental health services/treatment onsite or by referral by a full-time, onsite mental health provider	Green		15	20		Quarterly	Implement cross-system collaborative strategies to improve health outcomes from preconception through adolescence by increasing the number of Child & Adolescent Health Centers that provide mental health services/treatment onsite or by referral by a full-time, onsite mental health provider
MDCH-2.05-03	Number of strategies being implemented in the early childhood system	Yellow		7	6		FY Annually	Implement cross-system collaborative strategies to improve health outcomes from preconception through adolescence by increasing the number of strategies being implemented in the early childhood system
Transform the Healthcare System								
MDCH-3.01-01	Number of Coordinating Agencies (CA) integrated into Pre-Paid Inpatient Health Plan (PIHP) Regions			10	0		Quarterly	Strengthen mental health, substance abuse, and physical health integration by increasing the number of Coordinating Agencies (CA) integrated into Pre-Paid Inpatient Health Plan (PIHP) Regions
MDCH-3.01-02	Number of Medicaid Health Plans (MHPs) and Pre-Paid Inpatient Health Plans (PIHPs) signing into and using the FRANK system			6	0		Quarterly	Strengthen mental health, substance abuse, and physical health integration by increasing the number of Medicaid Health Plans (MHPs) and Pre-Paid Inpatient Health Plans (PIHPs) signing into and using the FRANK system
MDCH-3.01-03	Number of Community Mental Health entities participating in Health Home			3	0		FY Annually	Strengthen mental health, substance abuse, and physical health integration by increasing the number of Community Mental Health entities participating in Health Home
MDCH-3.02-01	Number of health professionals participating in the Electronic Health Record Incentive Payment Program	Red		5300	3368	3189	Monthly	Support the adoption and awareness of Health Information Technology to improve communication, efficiency, customer experience, and health outcomes by increasing the number of health professionals participating in the Electronic Health Record Incentive Payment Program
MDCH-3.02-02	Number of hospitals participating in the Electronic Health Record Incentive Payment Program	Yellow	=	125	109	109	Monthly	Support the adoption and awareness of Health Information Technology to improve communication, efficiency, customer experience, and health outcomes by increasing the number of hospitals participating in the Electronic Health Record Incentive Payment Program
MDCH-3.05-01	Number of stakeholder groups (internal or external) contacted each quarter in order to institute an outreach program with emphasis on Health Services programs			1	0		Quarterly	Improve fraud prevention and identification to reduce waste and increase accountability by contacting stakeholder groups (internal or external) each quarter in order to institute an outreach program with emphasis on Health Services programs
MDCH-3.06-01	Number of individuals enrolled in the Healthy Michigan Plan			322000	0		FY Annually	Implement the Healthy Michigan Plan by increasing the number of individuals enrolled in the program in the first year
Strengthen Workforce and Economic Development								
MDCH-4.04-02	Percent of MDCH Champions on the Employee Engagement Survey	Yellow		56%	46%	43%	FY Annually	Improve communication and employee engagement across the department by increasing the percent of MDCH Champions by 10% on the next Employee Engagement Survey
MDCH-4.04-03	Percent of MDCH response rate on the Employee Engagement Survey	Yellow		70%	61%	47%	FY Annually	Improve communication and employee engagement across the department by increasing the MDCH response rate by 9% on the next Employee Engagement Survey
MDCH-4.06-01	Amount of medical education debt reduced for primary care providers serving in Michigan's Health Professional Shortage Areas for a minimum of two years through the Michigan State Loan Repayment Program (MSLRP)	Green		\$1500000	\$1693000		FY Annually	Support a multitier interdisciplinary healthcare workforce by increasing the amount of medical education debt reduced for primary care providers serving in Michigan's Health Professional Shortage Areas for a minimum of two years through the Michigan State Loan Repayment Program (MSLRP)