






MiScorecard Performance Summary

Business Unit: Community Health
 Executive/Director Name: Jim Haveman
 Reporting Period: Feb 2014

Green >90% of target
 Yellow >= 75% - 90% of target
 Red <75% of target
 Date Approved: 3/14/2014
 Revised By woodn4 on 03/14/2014 12:51

Metric ID	Metric	Status	Progress	Target	Current	Previous	Frequency	Metric Definition
1. Improve Population Health								
	Implement the Michigan Health and Wellness 4X4 Plan in six communities	Green	=	1	1	1	Monthly	Establish six local coalitions to undertake media campaigns and implement two robust initiatives targeted at reducing obesity
	Number of people that pledge to support a Healthier Michigan	Red		3000	280	378	Monthly	Increase the number of people that register Online and pledge to be part of a Healthier Michigan; program launched January 2013.
	Reduce the number of infant deaths due to SUID	Red	=	0	9	9	Monthly	Reduce the number of Sudden Unexpected Infant Deaths (SUID) due to suffocation, SIDS or undetermine cause (post investigation).
2. Transform System of Care								
	Increase the Health Care Workforce in priority and underserved areas	Green		20	42	88	Quarterly	Increase the number of Health Care workers placed in a Michigan Health Professional Shortage Area (HPSA) or otherwise medically underserved area through J-1 Visa Waiver and Student Loan Repayment
	Persons trained in mental health first aid	Green		14	92	14	FY Annually	Increase the number of people trained in an education program that helps the public identify, understand, and respond to signs of mental illnesses and substance use disorders; current period represents the number of classes conducted, but it will reflect the number of participants next reporting period (included in proposed FY14 budget).
	Reduce the percent of persons with mental illness or substance abuse diagnoses in jail	Green		30.0%	20%	27.0%	Quarterly	Increase the percentage of persons with mental illness/substance abuse and in criminal justice system being diverted from jail or successfully closed from criminal justice system
Accessibility								
	Increase the percent of Medicaid claims paid within 30 days	Green		95.0%	97.2%	96.2%	Monthly	Increase the percent of Medicaid claims paid within 30 days
3. Reform Health Care System								
	The number of Medicaid fraud referrals to the Office of the Attorney General	Red		3	1	3	Monthly	Increase the number of Medicaid fraud referrals to the Office of the Attorney General to recover monies
4. Health Outcomes								
		Green						

	The number of children being served by Healthy Kids Dental	Green		450000	510388	502158	Monthly	Increase the total number of Medicaid children receiving dental services through expansion into additional counties
	Number of children with autistic disorder diagnosis receiving services, 0-6 years of age	Green		750	1048	887	Quarterly	Increase the total number of children, with autistic disorder diagnosis, who receive treatment for autism
	Number of children with autistic disorder diagnosis receiving services, 7-17 years of age	Green		2750	3257	3200	Quarterly	Increase the total number of children, with autistic disorder diagnosis, who receive treatment for autism
5. DCH Transformation								
	The number of DCH business units utilizing SOM scorecards	Green		6	168	169	Monthly	Increase the number of DCH business units utilizing operational, State of Michigan scorecards in MiResults
	Percent of Employee Engagement Survey respondents reported as "Champions"	Yellow		53%	46%	43%	FY Annually	Increase the percent of DCH employees considered champions on the employee engagement survey