





## MiScorecard Performance Summary

<b>Business Unit:</b>	<b>Housing Development Authority</b>	Green	>=90% of target
<b>Executive/Director Name:</b>	<b>Earl Poleski</b>	Yellow	>= 75% - 90% of target
<b>Reporting Period:</b>	<b>Feb 2018</b>	Red	<75% of target
		Date Approved:	3/15/2018

Metric ID	Metric	Status	Progress	Target	Current	Previous	Frequency	Metric Definition
<b>Affordable Housing</b>								
1	Multifamily Housing	Yellow		8,000	6,078	6,467	CY Annually	The estimated number of people assisted by MSHDA's Multifamily Lending and LIHTC programs
<b>Homeownership</b>								
2	Single Family Housing	Red		4,000	330	444	Monthly	The estimated YTD number of persons newly housed in a single family home due to a MSHDA mortgage.
<b>Homelessness</b>								
3	Exits from Homelessness	Green		32,000	36,900	33,794	Monthly	The YTD number of formerly homeless persons who now have permanent housing
4	Exits from Homelessness - Veterans	Green		3,600	3,294	3,009	Monthly	The YTD number of formerly homeless veterans who now have permanent housing