







MiScorecard Performance Summary

Business Unit:	Housing Development Authority	Green	>=90% of target
Executive/Director Name:	Earl Poleski	Yellow	>= 75% - 90% of target
Reporting Period:	Apr 2018	Red	<75% of target
		Date Approved:	5/15/2018

Metric ID	Metric	Status	Progress	Target	Current	Previous	Frequency	Metric Definition
Affordable Housing								
1	Multifamily Housing	Yellow		8,000	6,078	6,467	CY Annually	The estimated number of people assisted by MSHDA's Multifamily Lending and LIHTC programs
Homeownership								
2	Single Family Housing	Green		4,000	1,479	1,087	Monthly	The estimated YTD number of persons newly housed in a single family home due to a MSHDA mortgage.
Homelessness								
3	Exits from Homelessness	Green		32,000	5,562	3,014	Monthly	The YTD number of formerly homeless persons who now have permanent housing
4	Exits from Homelessness - Veterans	Green		3,000	529	291	Monthly	The YTD number of formerly homeless veterans who now have permanent housing