




MiScorecard Performance Summary

Business Unit: Housing Development Authority
Executive/Director Name: Earl Poleski
Reporting Period: Aug 2017

Green >=90% of target
Yellow >= 75% - 90% of target
Red <75% of target
 Date Approved: 9/18/2017

Metric ID	Metric	Status	Progress	Target	Current	Previous	Frequency	Metric Definition
Affordable Housing								
1	Multifamily Housing			8,000	N/A	6,467	CY Annually	The estimated number of people assisted by MSHDA's Multifamily Lending and LIHTC programs
Homeownership								
2	Single Family Housing	Green		4,000	2,260	1,969	Monthly	The estimated YTD number of persons newly housed in a single family home due to a MSHDA mortgage.
Homelessness								
3	Exits from Homelessness	Green		32,000	18,604	15,503	Monthly	The YTD number of formerly homeless persons who now have permanent housing
4	Exits from Homelessness - Veterans	Yellow		3,600	1,587	1,302	Monthly	The YTD number of formerly homeless veterans who now have permanent housing
Organizational Excellence								
5	Employee Engagement - Pulse Surveys			53%	N/A	46%	CY Annually	% of MSHDA employees classified as "Champions" in the annual State of Michigan employee survey