




MiScorecard Performance Summary

Business Unit: Housing Development Authority
Executive/Director Name: Earl Poleski
Reporting Period: Nov 2017

Green >=90% of target
Yellow >= 75% - 90% of target
Red <75% of target
 Date Approved: 12/14/2017

Metric ID	Metric	Status	Progress	Target	Current	Previous	Frequency	Metric Definition
Homeownership								
2	Single Family Housing	Green		4,000	3,329	2,928	Monthly	The estimated YTD number of persons newly housed in a single family home due to a MSHDA mortgage.
Homelessness								
3	Exits from Homelessness	Green		32,000	27,994	24,475	Monthly	The YTD number of formerly homeless persons who now have permanent housing
4	Exits from Homelessness - Veterans	Green		3,600	2,532	2,170	Monthly	The YTD number of formerly homeless veterans who now have permanent housing