





MiScorecard Performance Summary

Business Unit: **Housing Development Authority**
 Executive/Director Name: **Earl Poleski**
 Reporting Period: **Jun 2018**

Green >=90% of target
Yellow >= 75% - 90% of target
Red <75% of target
 Date Approved: 8/22/2018

Metric ID	Metric	Status	Progress	Target	Current	Previous	Frequency	Metric Definition
Affordable Housing								
1	Multifamily Housing	Green		8,000	5,470	4,514	Monthly	The estimated number of people assisted by MSHDA's Multifamily Lending and LIHTC programs
Homeownership								
2	Single Family Housing	Green		4,000	3,804	3,129	Monthly	The estimated YTD number of persons newly housed in a single family home due to a MSHDA mortgage.
Homelessness								
3	Exits from Homelessness	Green		32,000	26,283	17,482	Monthly	The YTD number of formerly homeless persons who now have permanent housing
4	Exits from Homelessness - Veterans	Green		3,000	2,615	2,384	Monthly	The YTD number of formerly homeless veterans who now have permanent housing