




MiScorecard Performance Summary

Business Unit: Housing Development Authority
Executive/Director Name: Earl Poleski
Reporting Period: Sep 2017

Green >=90% of target
Yellow >= 75% - 90% of target
Red <75% of target
 Date Approved: 10/23/2017

Metric ID	Metric	Status	Progress	Target	Current	Previous	Frequency	Metric Definition
Homeownership								
2	Single Family Housing	Yellow		4,000	2,524	2,260	Monthly	The estimated YTD number of persons newly housed in a single family home due to a MSHDA mortgage.
Homelessness								
3	Exits from Homelessness	Green		32,000	21,756	18,604	Monthly	The YTD number of formerly homeless persons who now have permanent housing
4	Exits from Homelessness - Veterans	Green		3,600	1,898	1,587	Monthly	The YTD number of formerly homeless veterans who now have permanent housing