

CARS e-Services | A new era begins

Michigan Secretary of State – Here to serve you



BAIID Manufacturer Authentication

Use the hyperlink in the letter or email you received from the Secretary of State's Office to connect with CARS e-Services and select **“BAIID Manufacturers.”**

The screenshot shows the Michigan Department of State e-Services website. The header includes the Michigan Department of State logo and name, along with navigation links for Home, MI.gov, FAQs, and Contact Us. Below the header, there is a green bar with 'e-Services' and a 'Home' link. The main content area is organized into a grid of service categories:

- Vehicle Transactions**: Vehicle Renewal, Request a Duplicate Title, More Online Vehicle Services
- Vehicle Searches**: Abandoned Vehicle Search, Check Personalized Plate Availability, Search for Liens and Brands
- Calculate Fees**: Registration Fee Calculator, Renewal Fee Calculator
- IRP**: IRP Services, Trip Permits
- Business Services**: Dealer Services, Direct Access and List Sales Services, Drivers Education Services, Repair Facility Services, **BAIID Manufacturers** (highlighted with a red box and a red arrow labeled '1.'
- Additional Services**: Custodian Services, EFT Management & Miscellaneous, Fleet Services, Mechanic Services, Salvage Vehicle Inspector
- Visit a Secretary of State Branch**: Find a Secretary of State Branch, Get In Line Online
- Contact Us**: Check the Status of an Application, Submit a Dealer Complaint, Submit a Repair Facility Complaint, FAQs




Select "Manufacturer Login."

BAIID Manufacturer Services

[Home](#) > [BAIID Manufacturer Services](#)

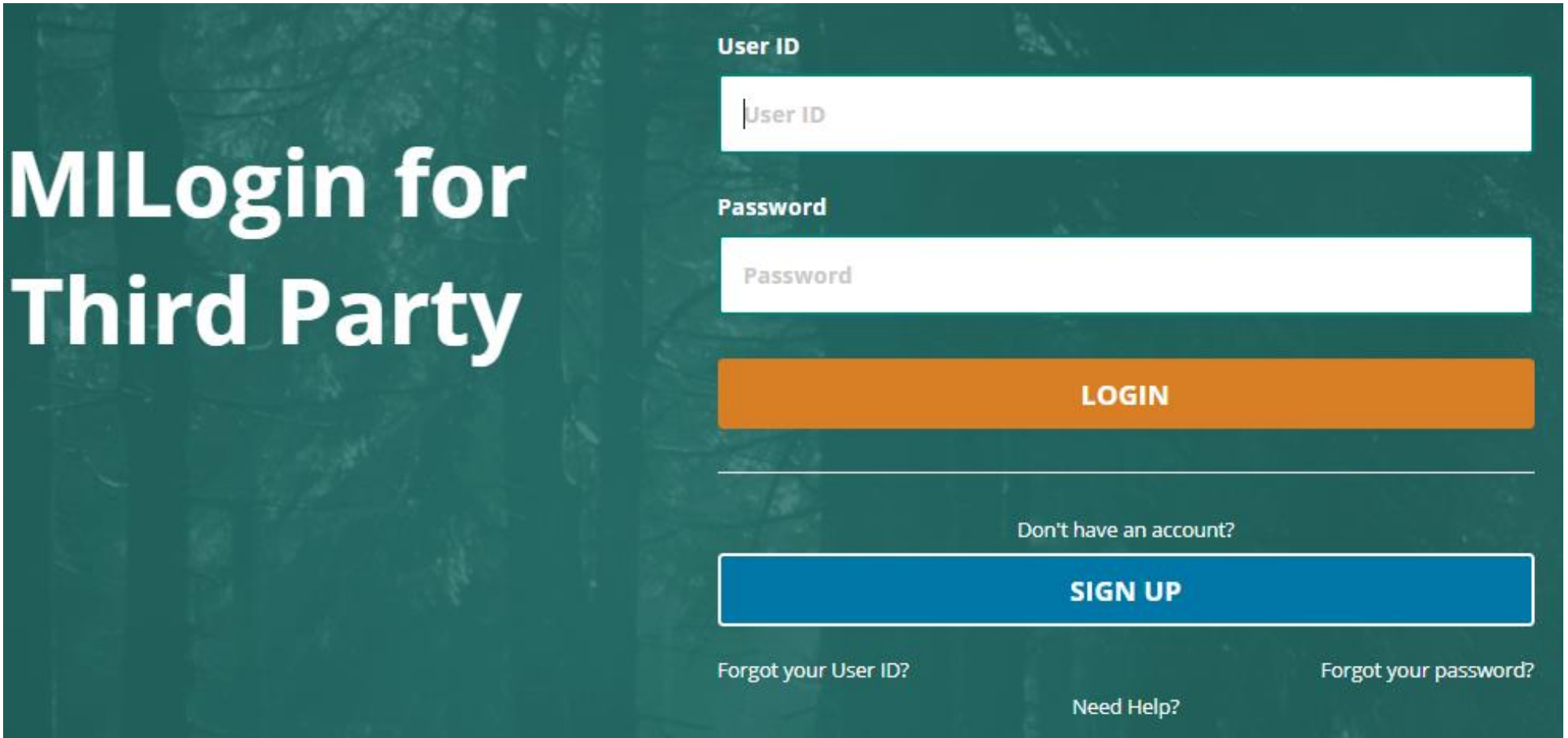
BAIID Manufacturers

 [Manufacturer Login](#)

Login As a BAIID Manufacturer



You must have an account with the state of Michigan MILogin system. Select "SIGN UP" if you **DO NOT HAVE** a "MILogin for Third Party" account. Enter your "User ID" and "Password" if you have a Third Party MILogin account (and skip to slide #7).



The image shows a login and sign-up interface for the Michigan MILogin system. On the left, the text "MILogin for Third Party" is displayed in large white font against a dark teal background. On the right, there are two white input fields: "User ID" and "Password". Below these fields is an orange "LOGIN" button. Underneath the login button is a horizontal line, followed by the text "Don't have an account?". Below this is a blue "SIGN UP" button. At the bottom, there are three links: "Forgot your User ID?", "Need Help?", and "Forgot your password?".

Create Your Account



Profile Information

Enter your profile information

* Required

*First Name	Middle Initial	*Last Name	Suffix
<input type="text"/>	<input type="text"/>	<input type="text"/>	<input type="text"/>

*Email Address	*Confirm Email Address
<input type="text"/>	<input type="text"/>

By providing an e-mail address, a new PIN can be sent to you to help with resetting a forgotten password.

*Work Phone Number	Mobile Number
<input type="text"/>	<input type="text"/>

By providing a mobile number, a text message can be sent to you to help with resetting a forgotten password.

***Verification Question: Which word from list "carload, exact, assail, portfolio" contains the letter "p"?**

I agree to the [terms & conditions](#).

NEXT

RESET

Enter your profile information as prompted. Fields with a red asterisk are required.

Security Setup

Provide user id and password information to complete your profile

* Required

* User ID

* Password

* Confirm New Password

User ID Guidelines:

- Enter your last name, first initial, and any 4 numbers with no space between them. For Example: John Smith and using 9999 as an example for the four digit number, you would enter smithj9999.
- User ID cannot contain space.

Password Guidelines:

- Must be at least 8 characters in length
- Must include characters from 3 of the following categories:
 - Upper case letters (A-Z)
 - Lower case letter (a-z)
 - Numbers (0-9)
 - Special characters (!\$#,%@~^&*+_+=><)
- Should not be one of the last 3 used passwords
- Should not be based on your User ID

Enter your security setup information and follow the screen prompts. Make sure to follow all of the security guidelines carefully.

* Security Options

To choose your preferred password recovery method(s), please click on the buttons below. Multiple options can be selected.



CREATE ACCOUNT



BACK

1. Select “Request Code” if you do not have an authorization code. The authorization code allows you to access your CARS e-Services account.
2. If you already have your authorization code, select “Add Account Access” and skip to slide #14.



Account Access Options

Access Requests

-  [Request Code](#) Request an Account Authorization Code
-  [Add Account Access](#) Enter Your Account Authorization Code to Gain Account Access

1.

2.



Online Authentication

SELECT

Account Type

SELECT

Account Type

Select the type of account you are requesting access for

BAIID Manufacturer

Custodian

Driver Education Instructor

Driver Education Provider

Dealer

Permanent Fleet

IRP Fleet

Mobile Home Dealer

Mechanic

Miscellaneous

Mechanic School

Record Sales

Repair Facility

Salvage Vehicle Inspector

3rd Party Trip Permit

Select "BAIID Manufacturer" and then "Next."



Cancel

< Previous

Next >



Online Authentication

SELECT

Account Type

ACCOUNT INFO

Account Details

ACCOUNT INFO

Account Details

✓ Logon Information

Username: BAIDManufacturer

✍ Enter your account information

ⓘ An account authorization code will be mailed or emailed upon submitting this request

Enter your BAID Manufacturer Account Number

* *Required*

Enter your BAID manufacturer account number.



Cancel

< Previous

Next >

Online Authentication

SELECT

Account Type

ACCOUNT INFO

Account Details

Email Option

ACCOUNT INFO

Email Option

Confirmation

The email address on record is E*****L@EMAIL.COM

Would you like to receive your authorization code by email?

Yes

No

Mailing Details

The token will be mailed to the address on record

Online Authentication

SELECT

Account Type

ACCOUNT INFO

Account Details

Email Option

ACCOUNT INFO

Email Option

Confirmation

The email address on record is E*****L@EMAIL.COM

Would you like to receive your authorization code by email?

Yes

No

Indicate if you would like to receive your authorization code by email or mail and confirm your decision when prompted.



Online Authentication

SELECT

Account Type

ACCOUNT INFO

Account Details

Email Option

Summary

SUMMARY

Username : BAIDManufacturer

Action : Requesting an Account Authorization Code

Account Type : BAID Manufacturer

Account Number : 12-123456

Notice : The account authorization code necessary for granting you online access will be mailed to your address on file.

Select "Submit."

Cancel

< Previous

Submit



Confirmation

Your submission has been submitted and your confirmation number is 0-000-008-668.

Printable View

OK





Select "OK."

To continue, you must have your authorization code. Choose “Add Account Access.”



Access Requests

-  [Request Code](#) Request an Account Authorization Code
-  [Add Account Access](#) Enter Your Account Authorization Code to Gain Account Access





Add Account Access

ACCESS

Authorization Code

ACCESS

Authorization Code

✓ User Information

Username: BAIDManufacturer

🔒 Enter your account authorization code

Account Authorization Code

Enter your authorization code. →

Cancel

< Previous

Next >



Add Account Access

ACCESS

Authorization Code

Account Info

ACCESS

Account Info

✓ Logon Information

Username: BAIDManufacturer

✍ Enter your account information

ⓘ An account authorization code will be mailed or emailed upon submitting this request

Enter your BAID Manufacturer Account Number

* *Required*

Enter your BAID manufacturer account number.



Cancel

< Previous

Next >

Make sure to agree to the “Terms & Conditions” by selecting the check box or you won’t be able to continue.



Add Account Access

ACCESS

Authorization Code

Account Info

ACCOUNT INFO

Email

ACCOUNT INFO

Email

✉ Email for Notifications

You will be notified via email when new messages are posted to your account(s).

Email Address

testemail@testemail.com

Confirm Email Address

testemail@testemail.com

✔ Access Terms Agreement

* I Agree to the Access Terms & Conditions



Add Account Access

ACCESS

Authorization Code

Account Info

ACCOUNT INFO

Email

Summary

SUMMARY

Username : BAIIDManufacturer
Action : Adding Account Access
Account Type : BAIID Manufacturer
E-Mail Address : testemail@testemail.com

If all of the information is correct, select "Submit."

Cancel

< Previous

Submit

Congratulations, you have reached your CARS e-Services business account “springboard.” This is where you will view and manage your business accounts associated with the Secretary of State’s Office. Always remember to log off when you are finished.



🏠 Home

👤 Logon

➤ BAID Manufacturer Login
testemail@testemail.com
+1 (555) 555-5555
Last logged on

🚩 Alerts

🗨 1 unread message

📋 I Want To

[Request Authorization Code](#)

[Add Account Access](#)

Accounts

Submissions

Correspondence

📝 Accounts

[View Accounts](#)

[BAID Manufacturer](#)

12-123456

BAID Manufacturer

\$0.00