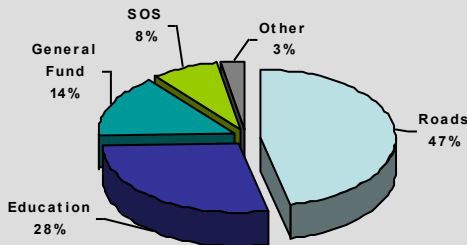


Stats, Facts and Figures from FY17

Michigan Secretary of State Ruth Johnson



\$2.7 B Revenue Collected by SOS for Michigan (FY17)

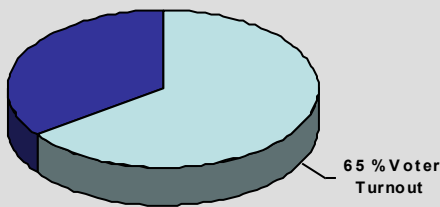


Budget and Fiscal Management

- \$2.7 billion collected by SOS (FY17)
 - \$1.26 billion for roads, \$774 million for education, \$389 million to General Fund
 - \$76 million to other state entities*
 - \$218 million SOS operations (8 percent to SOS / 92 percent to other entities)
- \$249 million FY18 budget; \$19.1 million General Fund (7.7 percent)

*DNR, MSP, DEQ, Supreme Court, LARA, Agriculture & Rural Development, Treasury, MSHDA, DHHS, and DTMB

65 Percent Voter Turnout 2016 Statewide General Election



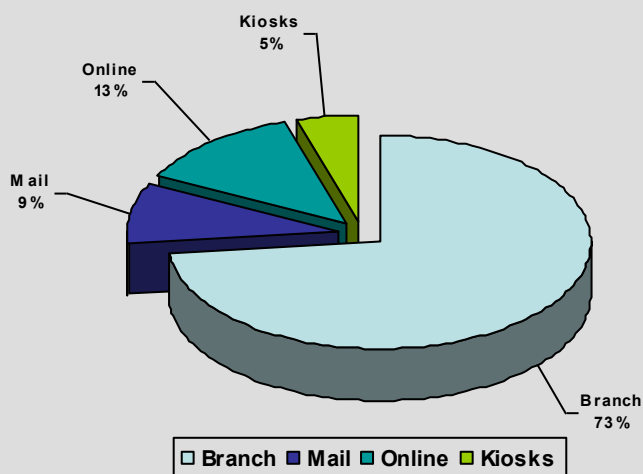
Statewide Election Data

- 7.4 million registered voters in Michigan (at the close of FY17)
- 416,614 voter registrations completed in branch offices during FY17
- 1,603 local and county clerks who manage and run elections, providing local control, accountability and frontline knowledge of issues, candidates and the electorate

Statistics from November 2016 Presidential Election in Michigan:

- 4.87 million voters (65% turnout) in the November 2016 General Election which included 1,273,077 absentee votes (26% of total votes cast)
- 1.1 million “hits” on the Michigan Voter Information Center (MVIC) online and mobile sites during the 16 days preceding the November 2016 General Election.

FY 2017 Points of Service Transaction



The Secretary of State oversees 30 million vehicle records and processes nearly 10 million vehicle registrations.

Visit us online at Michigan.gov/sos

Customer Service and Operations

- 1,556 employees (FY17), down 25 percent from FY02
- 131 branch offices, down from 177 in FY01; one mobile office

Branch Transactions (FY17)

- 12.6 million total transactions (50,000 per day)
 - 527,534 change of address transactions
 - 189,234 Saturday transactions
 - 2.1 million MI-TIME Line customers (hold your place in line)

Online Transactions - ExpressSOS.com and legacy site (FY17)

- 2.2 million total online transactions
- 1.3 million tab renewals (autos, motorcycles, snowmobiles, watercraft)
- 178,699 driver license renewals

Other Transactions (FY17)

- 807,255 tab renewals via 79 self-service kiosks (up 75% from 5 years ago)
- 1.61 million renewals by mail (down 10% from FY16)
- 15,488 calls answered and 1,168 email inquiries weekly
- 3,098 average daily calls answered on the public toll-free line

Organ Donor Registry (annual totals)

- More than 2.7 million names added to Michigan’s organ donor registry during Secretary Ruth Johnson’s terms in office (2011 –2017)
 - 311,488 names added in FY17
 - Percentage of Michigan adults on the registry has gone from 27% in 2011 to 62% in 2017