

CITY OF DETROIT

Office of the Chief Financial Officer

Financial Report for the Five Months ended November 30, 2016

January 30, 2017



Table of contents

	Page
Executive summary	2
November year-to-date (YTD) general ledger actuals and annualized projection	3
November headcount budget to actual	4
November YTD net cash flows	5
November YTD cash flow to general ledger reconciliation	6
November YTD property tax revenue collections	7
November accounts payable summary	8
Exit financing summary	9
External funding summary	10



Executive summary

- The Office of the CFO is developing the FY 2018-2021 Four-Year Financial Plan. The Office of Budget is reviewing departmental budget requests and is working with other OCFO divisions, the Office of the Auditor General, and the Legislative Policy Division on the City's internal revenue estimates for review at the February 2017 Consensus Revenue Estimating Conference, which will be held on February 16, 2017.
- November YTD actuals indicate that FY 2017 is in line with the budget.
 - Projected revenues are based on the September Consensus Revenue Estimating Conference. There was no significant change in revenue projections based on YTD results. (page 3)
 - Payroll and employee benefits are trending below budget as a result of position vacancies. (page 3)
 - General City headcount, while below budget, has increased by 501 compared to the prior year. (page 4)
- November YTD cash flow activity indicates that liquidity remains stable. (page 5)
 - Beginning cash balance in FY 2017 was approximately \$160M higher than the prior year primarily due to the collection of remaining 2012 Refunding/Self Insurance bond proceeds, higher tax revenues, and lower operating expenditures.
 - YTD net cash flow is lower than the prior year primarily due to higher personnel related expenditures and higher Materials, Contracts and Other disbursements.
- November YTD property tax collection rate continues to exceed the prior year. Next month's report will feature a greater breakdown of property tax revenues. (page 7)
- In the month of November, the accounts payable aging (non-hold invoices) increased by \$6.4M compared to the October prior month total. (page 8)
- With respect to Exit Financing projects, spending through November increased \$10.4M compared to the prior month. (page 9)
- In the month of November, active federal and state grants had a net increase of \$30M, including a \$24.5M increase for DDOT's federal allocation. For November, active private grants and donations increased \$3M, including \$1.86M for four Recreation grants, mainly supporting equipment for Chandler Park. (page 10)



FY 2017 year-to-date general ledger actuals and annualized projection

\$ in millions

	YTD ANALYSIS						ANNUALIZED PROJECTION ANALYSIS			
	BUDGET	ACTUAL + ACCRUAL + ENCUMBRANCE			VARIANCE (BUDGET VS. ACTUAL)		BUDGET	PROJECTION	VARIANCE (BUDGET VS. PROJECTION)	
	YTD	ACTUAL (2)	ACCRUAL + ENCUMBRANCE (3)	TOTAL	YTD		ANNUAL	ANNUAL	ANNUAL	
	ADJUSTED (1)				(F) F = E-B	(G) % G = (F/B)	ADJUSTED	ESTIMATED (4)	ESTIMATED	
B	C	D	E = C + D	(F) F = E-B	(G) % G = (F/B)	H	I	(J) J = I-H	(K) % K = (J/H)	
REVENUES:										
Municipal Income Tax	\$ 93.0	\$ 102.8	\$ (8.8)	\$ 94.0	\$ 1.0	1.1%	\$ 266.6	\$ 273.4	\$ 6.8	2.6%
Property Taxes	56.4	63.7	-	63.7	7.3	12.9%	117.0	117.0	-	-
Wagering Taxes	73.4	73.4	4.0	77.4	4.0	5.4%	175.2	175.9	0.7	0.4%
Utility Users' Tax	15.4	8.9	-	8.9	(6.5)	(42.2%)	37.0	35.0	(2.0)	(5.4%)
State Revenue Sharing	65.5	33.0	32.5	65.5	-	-	196.5	195.9	(0.6)	(0.3%)
Sales and Charges for Services	51.4	27.6	4.0	31.6	(19.8)	(38.5%)	123.4	120.1	(3.3)	(2.7%)
Licenses, Permits, and Inspection Charges	4.7	2.4	-	2.4	(2.3)	(48.9%)	11.2	11.3	0.1	0.9%
Contributions and Transfers	38.8	-	67.9	67.9	29.1	75.0%	93.0	93.0	-	-
Fines, Forfeits and Penalties	9.3	6.9	-	6.9	(2.4)	(25.8%)	22.2	22.8	0.6	2.7%
Revenues from Use of Assets	0.6	0.5	-	0.5	(0.1)	(16.7%)	1.3	1.0	(0.3)	(23.1%)
Other Taxes, Assessments, and Interest	3.8	8.5	-	8.5	4.7	123.7%	9.1	7.8 (5)	(1.3)	(14.3%)
Sales of Assets and Compensation for Losses	6.0	-	-	-	(6.0)	(100.0%)	14.4	9.3	(5.1)	(35.4%)
Miscellaneous	4.3	1.4	-	1.4	(2.9)	(67.4%)	10.3	13.6	3.3	32.0%
Prior Year Encumbrances and Carry-forwards (6)	32.2	-	32.2	32.2	-	-	32.2	32.2	-	-
TOTAL (L)	\$ 454.8	\$ 329.1	\$ 131.8	\$ 460.9	\$ 6.1	1.3%	\$ 1,109.4	\$ 1,108.3	\$ (1.1)	(0.1%)
EXPENDITURES: (6)										
Salaries and Wages	\$ (168.9)	\$ (144.9)	\$ -	\$ (144.9)	\$ 24.0	14.2%	\$ (402.1)	\$ (381.8)	\$ 20.3	5.0%
Employee Benefits	(79.1)	(32.5)	-	(32.5)	46.6	58.9%	(187.0)	(177.8)	9.2	4.9%
Professional and Contractual Services	(46.2)	(18.9)	(30.6)	(49.5)	(3.3)	(7.1%)	(84.6)	(87.1)	(2.5)	(3.0%)
Operating Supplies	(19.9)	(7.0)	(23.0)	(30.0)	(10.1)	(50.8%)	(36.4)	(38.0)	(1.6)	(4.4%)
Operating Services	(67.7)	(23.9)	(9.0)	(32.9)	34.8	51.4%	(154.7)	(158.5)	(3.8)	(2.5%)
Capital Equipment	(2.5)	(0.5)	(2.0)	(2.5)	-	-	(2.8)	(3.0)	(0.2)	(7.1%)
Capital Outlays	(14.0)	(1.3)	(4.3)	(5.6)	8.4	60.0%	(35.4)	(35.3)	0.1	0.3%
Debt Service	(31.4)	(45.0)	0.1	(44.9)	(13.5)	(43.0%)	(75.4)	(66.6)	8.8	11.7%
Other Expenses	(55.1)	(36.7)	(0.4)	(37.1)	18.0	32.7%	(131.0)	(130.6)	0.4	0.3%
TOTAL (M)	\$ (484.8)	\$ (310.7)	\$ (69.2)	\$ (379.9)	\$ 104.9	21.6%	\$ (1,109.4)	\$ (1,078.7)	\$ 30.7	2.8%
DIFFERENCE (L - M)	\$ (30.0)	\$ 18.4	\$ 62.6	\$ 81.0	\$ 111.0	370.0%	\$ -	\$ 29.6	\$ 29.6	N/A

Notes

- (1) Adjusted monthly budget assumes pro rata as well as seasonal distribution of annual adjusted budget.
- (2) Year-to-date actuals reflect five months ending November 30, 2016.
- (3) Reflects encumbrances and pending accruals, including prior year carry-forwards and current year activities.
- (4) Revenues are based on the September 2016 Consensus Revenue Estimating Conference results. There was no significant change in revenue projections based on YTD results.
- (5) YTD revenue in this category will appear to exceed the projection until distributions to other jurisdictions are completed later in the year.
- (6) This revenue line reflects funding to support prior year encumbrances and carry-forwards, for which equivalent amounts are captured within expenditures.



Monthly headcount compared to budget

		Actual	Actual	Actual	Budget	Budget vs. Actual Nov. 2016	
		Nov. 2015	Oct. 2016	Nov. 2016	FY 2017	Variance	% Variance
Public Safety							
Police		2,766	2,888	2,835	3,127	292	9%
Fire		1,234	1,169	1,171	1,332	161	12%
Total Public Safety		4,000	4,057	4,006	4,459	453	10%
Non-Public Safety							
Budget		9	0	0	0	0	
Finance		184	0	0	0	0	
Office of the Chief Financial Officer		0	388	388	453	65	
Dept. of Public Works	(1)	351	351	335	376	41	
Health & Wellness		8	28	33	51	18	
Human Resources	(2)	81	97	97	65	(32)	
Housing & Revitalization / Planning & Development	(2)	95	118	118	81	(37)	
Dept. of Innovation and Technology		34	65	67	134	67	
Law		91	98	100	108	8	
Mayor (Includes Homeland Security)		55	62	65	73	8	
Public Lighting Department		5	5	5	6	1	
Recreation	(1)	176	224	239	285	46	
General Services	(1)	297	354	337	574	237	
Legislative	(3)	104	230	227	252	25	
36th District Court		353	353	310	326	16	
Other	(4)	49	49	66	78	12	
Total Non-Public Safety		1,892	2,422	2,387	2,862	475	17%
Total General City		5,892	6,479	6,393	7,321	928	13%
Enterprise							
Airport		3	4	4	4	0	
BSEED		179	177	187	204	17	
Transportation	(5)	996	1,129	1,158	900	(258)	
Parking		87	78	82	89	7	
Water and Sewerage		1,270	483	512	488	(24)	
Library		297	289	291	325	34	
Total Enterprise		2,832	2,160	2,234	2,010	(224)	-11%
Total City		8,724	8,639	8,627	9,331	704	8%

Notes:

- (1) Budget was adjusted to convert FTE to a headcount equivalent.
- (2) Budget reflects the reduction of funding for positions due to reorganizations, which are still in process resulting in the difference between actual and budgeted headcount.
- (3) Includes: Auditor General, Zoning, City Council, Ombudsperson, City Clerk, and Elections.
- (4) Includes: Civil Rights Inclusion & Opportunity, Administrative Hearings and Non-departmental.
- (5) Actuals include non-active employees that are out on disability.



FY 2017 year-to-date net cash flows

For 5 Months Ended November 30, 2016

\$ in millions

General Fund

	Actual 5 Months	Prior Year	
		5 Months	Change
Property Taxes	\$ 63.7	\$ 69.6	\$ (5.9)
Municipal Income Taxes	108.2	100.4	7.8
Utility Users Taxes	12.9 (1)	6.8	6.0
Wagering Taxes	77.4	75.0	2.4
State Revenue Sharing	97.8	97.0	0.8
Other / Misc.	86.0	83.4	2.7
Total Receipts	446.0	432.2	13.8
Salaries and Wages	(171.3)	(153.8)	(17.5)
Employee Benefits	(26.5)	(18.1)	(8.3)
Materials, Contracts & Other	(169.3) (2)	(119.9)	(49.4)
Total Disbursements	(367.1)	(291.8)	(75.2)
Operating Surplus (before Reinvestment)	78.9	140.3	(61.4)
Financing Adjustments	(34.6)	(69.1) (3)	34.5
Non-Financing Adjustments	(26.6)	(4)	(26.6)
Total Adjustments to arrive at Net Cash Flow	(61.2)	(69.1)	7.9
Net Cash Flow (5)	\$ 17.7	\$ 71.2	\$ (53.5)
Beginning cash balance (net of distribution) (6)	\$ 372.1	\$ 211.0	\$ 161.1
Net Cash Flow (5)	17.7	71.2	(53.5)
Lockbox reserves	-	-	-
Ending cash balance (net of distribution owed) (6)	\$ 389.8	\$ 282.2	\$ 107.6

Notes:

- (1) Reporting of Utility Users Tax now includes Public Lighting Authority funds to be transferred at the end of the fiscal year. This additional amount equates to approximately \$1m per month.
- (2) Materials, Contracts & Other now encompasses the Subsidy payment detail which was \$19.1m through November.
- (3) Includes \$30m principal repayment on Exit financing made in August 2015.
- (4) Includes \$30m set aside for future legacy pension contribution net of \$3.4m inflow of excess self-insurance requirements.
- (5) Net Cash Flow is based on General Fund cash activity adjusted for known deposits in transit, prior period adjustments and classification differences.
- (6) The main operating account contains cash balances of the Risk Management Fund, Street Fund, Solid Waste Fund, General Grants and Motor Vehicle Fund.



FY 2017 year-to-date cash flow to general ledger reconciliation

For 5 Months Ended November 30, 2016

\$ in millions

General Fund	Cash Activity				General Ledger			Difference
	Actuals	Adjustments	Adjusted		Posted	To Be Posted	(1) Total	
Property Taxes	\$ 63.7	\$ -	\$ 63.7		\$ 63.7	\$ -	\$ 63.7	\$ 0.0
Municipal Income taxes	108.2	(14.2)	94.0	(2)	102.8	(8.8)	94.0	(0.0)
Utility Users taxes	12.9	(4.0)	8.9	(2)	8.9		8.9	0.0
Wagering Taxes	77.4	(0.0)	77.4	(2)	73.4	4.0	77.4	(0.0)
State Revenue Sharing	97.8	(64.8)	33.0	(2)	33.0		33.0	(0.0)
Other / Misc.	86.0	(26.9)	59.1	(3)	47.2	11.9	59.1	0.0
Total Receipts	\$ 446.0	\$ (109.9)	\$ 336.1		\$ 329.0	\$ 7.1	\$ 336.1	\$ 0.0
Salaries and Wages	\$ (171.3)	\$ 26.3	\$ (145.0)	(4)	\$ (145.0)	\$ -	\$ (145.0)	\$ 0.0
Employee Benefits	(26.5)	(6.0)	(32.5)	(5)	(32.5)	-	(32.5)	(0.0)
Materials, contracts & other	(169.3)	81.0	(88.3)	(6)	(88.3)		(88.3)	(0.0)
Total Disbursements	\$ (367.1)	\$ 101.3	\$ (265.8)		\$ (265.8)	\$ -	\$ (265.8)	\$ -
Operating Surplus (before Reinvestment)	\$ 78.9	\$ (8.6)	\$ 70.3		\$ 63.2	\$ 7.1	\$ 70.3	\$ (0.0)
Financing Adjustments	(34.6)	(10.4)	(45.0)	(7)	(45.0)	0.0	(45.0)	0.0
Non-Financing Adjustments	(26.6)	26.6	0.0	(8)		-	0.0	0.0
Total Adjustments to arrive at Net Cash Flow	\$ (61.2)	\$ 16.2	\$ (45.0)		\$ (45.0)	\$ -	\$ (45.0)	\$ 0.0
Net Surplus /(Deficit)	\$ 17.7	\$ 7.6	\$ 25.3		\$ 18.2	\$ 7.1	\$ 25.3	\$ (0.0)

(1) To be posted amounts represent collections and disbursements that have not yet been reconciled.

(2) \$14.2 of Net Income Taxes, \$4m of Utility Taxes, \$64.8m of DSA, and \$0.8m of Gaming Taxes in FY2017 related to FY2016 activity. Gaming is offset by \$0.8m of Gaming Revenue collected in December for the month of November.

(3) \$5.8m of revenues collected in FY2017 related to activity in FY2016. \$16.5m of collections are cash specific transactions, \$4.6m are non-General Fund 1000 receipts.

(4) Approximately \$12.7m of the difference relates to FY2016 activity and the balance is non-General Fund disbursements.

(5) Approximately \$1.0m of Benefits paid in FY2017 relates to FY2016, \$9m is Pension accrual to be paid at the end of FY2017 and the balance relates to the timing of payments within this fiscal year.

(6) Approximately \$15.4m of disbursements are non-General Fund, \$41m related to prior period, \$24.6m are cash specific transactions.

(7) \$14.2m of Financing Costs related to prior period offset by \$3.8m exit financing.

(8) \$30.0m set aside for legacy pension net of \$3.4m inflow of excess self-insurance escrow requirements.



FY 2017 year-to-date property tax collections

For 5 Months Ended November 30, 2016

\$ in millions

	FY 2017			FY 2016		
	Adjusted Tax roll	Collections YTD (1)	Collection Rate YTD	Adjusted Tax roll	Collections YTD (1)	Collection Rate YTD
General Residential	\$ 50.4	\$ 20.1	39.9%	\$ 56.8	\$ 21.6	38.0%
General Commercial	56.7	32.1	56.7%	56.3	30.4	53.9%
General Industrial	14.2	8.6	60.9%	17.2	9.7	56.1%
Total General City	121.3	60.8	50.2%	130.3	61.7	47.3%
Debt Residential	24.6	9.9	40.2%	27.9	10.7	38.3%
Debt Commercial	29.2	16.4	56.4%	29.2	15.8	54.2%
Debt Industrial	8.5	5.0	59.3%	11.7	6.3	54.3%
Total Debt	62.3	31.3	50.3%	68.8	32.8	47.7%
Solid Waste	62.6	20.2	32.4%	57.4	18.4	32.1%

	FY 2017	FY 2016
Current year collections	\$ 60.8	\$ 61.7
Wayne County settlements (3)	5.1	10.6
Special Act Revenue, Interest, Penalty (4)	(2.2)	(2.6)
General Fund Property Taxes	\$ 63.7	\$ 69.6
Admin Fee (5)	\$ 2.3	\$ 2.3

Notes:

- (1) Amounts do not include collections from Wayne county settlement checks as a result of foreclosure and auction activity.
- (2) Amounts are net of property taxes collected by the City on behalf of DPS, State Education Trust, Wayne county and other non-City taxing authorities.
- (3) Wayne County settlement checks related to the return of historical chargebacks from foreclosure and auction activity.
- (4) Special Act Revenue and Other is comprised of NEZ, OPRA, IFT, Interest and Penalty. It is calculated in the Tax.net Subtotal General City but is a component of Other/Misc. Revenue.
- (5) Admin Fee and Penalty are mapped in the Other/Misc Revenue category.



Accounts payable summary

- In the month of November, the accounts payable aging (non-hold invoices) increased by \$6.4M compared to the October prior month total.

\$ in millions

Accounts Payable (AP) as of 11/30/16	
Total AP	\$ 32.5
Less: Invoices on hold (1)	(17.0)
Net AP not on hold	\$ 15.5

AP Aging

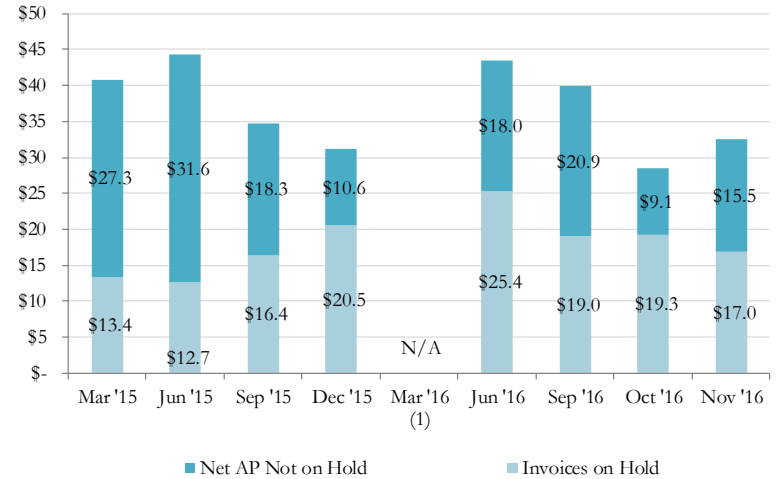
(excluding invoices on hold)

	Net AP	Current	Days Past Due		
			1-30	31-60	61+
Nov. Total	\$ 15.5	\$ 7.3	\$ 4.1	\$ 1.9	\$ 2.3
<i>% of total</i>	100%	47%	26%	12%	15%
Oct. Total	\$ 9.1	\$ 4.2	\$ 1.9	\$ 0.6	\$ 2.5
<i>% of total</i>	100%	46%	21%	6%	27%

Notes:

- (1) Invoices typically placed on a system hold are pending validation.

Total AP



Notes:

- (1) Aging information was not available for March 2016 as the City was in the process of transitioning financial systems



Exit financing utilized to jump start technology, neighborhoods, and public safety improvements

- Exit financing spending through November increased \$10.4M compared to the prior month.

<i>\$ in millions</i>	Number of Projects	Amount Approved	Expenses Incurred
Available Exit financing proceeds		\$ 233.2	
Project Allocation:			
Dept. of Innovation and Technology (1)	5	\$ (41.5)	\$ (42.3)
General Services	14	(32.1)	(21.1)
Blight	7	(29.7)	(26.2)
Police	6	(29.0)	(19.5)
Fire	9	(22.0)	(19.3)
Office of the Chief Financial Officer	8	(16.5)	(16.0)
BSEED	1	(4.4)	(2.6)
Law	1	(2.2)	(1.2)
Transportation	1	(1.8)	(1.8)
Recreation	1	(1.2)	(1.2)
Human Resources	2	(0.8)	(0.8)
Other	3	(0.5)	(0.1)
Total	58	\$ (181.6)	\$ (152.0)
Interest/Fees		(2.8)	(2.8)
Amount reserved for projects under review		\$ 48.8	

Notes:

(1) Expenses incurred subject to reclassification or amendment to business case.



The City is leveraging funding from external sources

- In the month of November, active federal and state grants had a net increase of \$30M, including a \$24.5M increase for DDOT's federal allocation. For November, active private grants and donations increased \$3M, including \$1.86M for four Recreation grants, mainly supporting equipment for Chandler Park.

\$ in millions

Department	Amount Awarded (1)	Number of Grants
Transportation	\$ 387.4	24
Housing & Revitalization	250.0	22
Health & Wellness Promotion	32.9	5
Public Works	30.6	20
Fire Department	28.8	9
Police	22.2	34
Recreation	4.7	18
Coleman A. Young Airport (Airport)	3.1	4
Homeland Security and Emergency Management (HSEM)	2.1	9
General Services	1.5	2
Other (2)	1.2	7
Active Federal/State grants (3)	\$ 764.5	154
Active private grants	29.3	37
Active private donations	58.4	58
Total active grants and donations	\$ 852.2	249

Notes:

- (1) Reflects original amount awarded and amendments. Amount available to be spent will be lower for most departments.
- (2) Other includes BSEED and Historic Designation Advisory Board.
- (3) Does not include Hardest Hit Fund, which is received by the external Detroit Land Bank Authority.



Page Intentionally Left Blank



Page Intentionally Left Blank





CITY OF DETROIT
OFFICE OF THE CHIEF FINANCIAL OFFICER

COLEMAN A. YOUNG MUNICIPAL CENTER
2 WOODWARD AVE., SUITE 1100
DETROIT, MICHIGAN 48226
PHONE: 313-628-2535
FAX: 313-224-2135
WWW.DETROITMI.GOV

Citywide Residential Property Reappraisal Summary

January 30, 2017

Citywide reappraisal

- First reappraisal of Detroit in over 60 years
- Will ensure that property values are reflective of the local market
- Highly technical approach has reduced both time and cost of project
- Gives city leadership accurate picture of the condition of real property throughout the city
- Resulting data of use to various agencies and departments throughout the city

Of the city's 254,964 taxable residential parcels:

- 56% will see assessment reductions, nearly all of them 10% or less. This will result in an average tax decrease of \$263, based on the Homestead Rate.
- 44% will see assessment increases, nearly all of them of 10% or less. This will result in an average tax increase of about \$80.

In support of the reappraisal effort Assessors staff has taken the following steps:

- Reviewed over 85,000 sales from the Wayne County Register of Deeds
- Reviewed over 10,000 Building Permits from the Building Safety Engineering Environmental Department (BSEED)
- Worked with the Detroit Land Bank Authority to remove from the Assessment Roll building value from those properties slated for demolition
- Received information regarding the condition of commercial and industrial properties from the inspectors of the Department of Public Works

The citywide reappraisal process included:

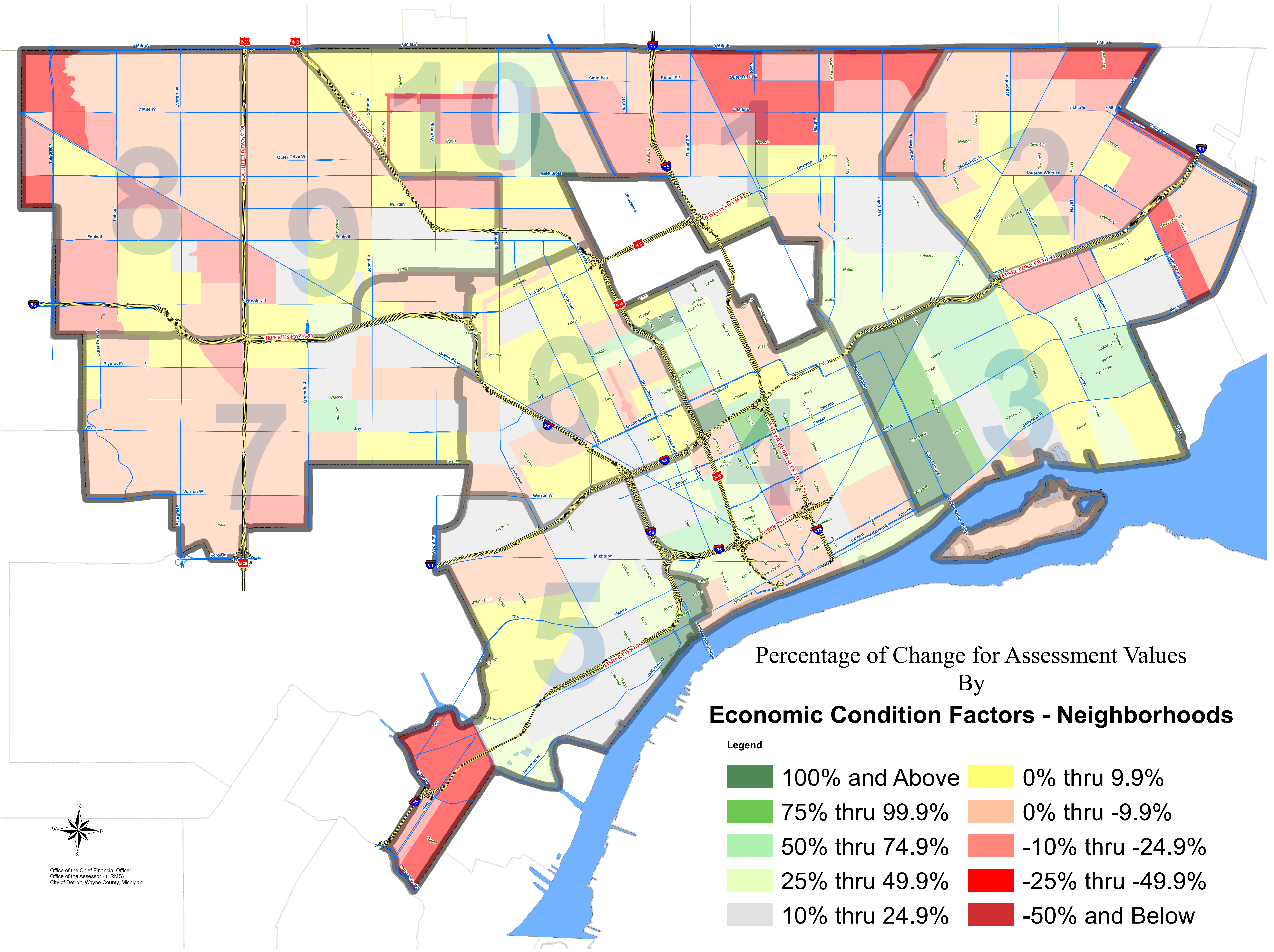
- High resolution aerial imagery for every parcel for determining lot and structure size
- Digitizing archival sketches of each parcel and comparing them with aerial imagery to ensure accuracy
- High resolution multi-angle street level imagery of every parcel to determine the construction style and condition
- Conducted field visits to approximately 11,000 residential properties determined to be unique in their construction or for which assessors needed additional information based on the results of the digital imagery

Economic Condition Factors (ECF)

- 277 created throughout the residential properties in the City of Detroit
- Allows the city to adjust the State of Michigan cost manual to the local market
- Adjusted annually to reflect changes in the local market
- Ensures uniformity in each class of property throughout the city

Next Steps

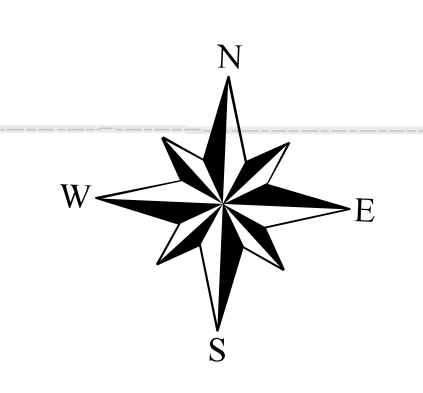
- Assessment Notices mailed to property owners (by end of January 2017)
- Property owners may appeal assessments at Assessors Review (January 25, 2017 to February 18, 2017)
- Property owners may further appeal assessments to Board of Review (March 2017)



Percentage of Change for Assessment Values
By
Economic Condition Factors - Neighborhoods

Legend

100% and Above	0% thru 9.9%
75% thru 99.9%	0% thru -9.9%
50% thru 74.9%	-10% thru -24.9%
25% thru 49.9%	-25% thru -49.9%
10% thru 24.9%	-50% and Below



Office of the Chief Financial Officer
Office of the Assessor - (LRMS)
City of Detroit, Wayne County, Michigan

Page Intentionally Left Blank -



STATE OF MICHIGAN
DEPARTMENT OF TREASURY
LANSING

RICK SNYDER
GOVERNOR

NICK A. KHOURI
STATE TREASURER

DETROIT FINANCIAL REVIEW COMMISSION

CITY RESOLUTION 2017-1

**APPROVING THE CITY'S JANUARY 2017 BUDGET AMENDMENT
REQUESTS**

WHEREAS, Public Act 181 of 2014, the Michigan Financial Review Commission Act (the "Act"), allows for the creation of the Detroit Financial Review Commission (the "Commission") within the Michigan Department of Treasury; and

WHEREAS, Section 6(1) of the Act empowers the Commission to provide oversight for the City of Detroit (the "City") beginning on the Effective Date of the Plan of Adjustment; and

WHEREAS, Section 7(c) of the Act provides that during the period of oversight, the Commission review, modify, and approve the City's proposed and amended operational budgets and that a proposed budget or budget amendment does not take effect unless approved by the Commission; and

WHEREAS, Section 6(3) of the Act further requires the Commission to ensure that the City complies with the requirements of the Uniform Budgeting and Accounting Act; and

WHEREAS, the Uniform Budgeting and Accounting Act prevents the City from deviating from its original general appropriations act without amending it and requires the City to amend its general appropriations act as soon as it becomes apparent that a deviation from the original general appropriations act is necessary and the amount of the deviation can be determined; and

WHEREAS, at the Commission meeting on January 30, 2017, the City presented budget amendment requests, attached as **Exhibit A** to this Resolution, for the Commission's review and approval.

NOW THEREFORE, be it resolved by the Detroit Financial Review Commission as follows:

1. That the City's January 2017 budget amendment requests, attached as **Exhibit A** to this Resolution but excluding any budget amendments a majority of Commission members present has agreed to exclude as noted in the minutes, are hereby approved.
2. That the minutes of the Detroit Financial Review Commission meeting at which this Resolution is adopted take notice of the adoption of this Resolution.
3. This Resolution shall have immediate effect.

CITY OF DETROIT BUDGET AMENDMENTS
THE FOLLOWING BUDGET AMENDMENTS ARE BEING SENT TO THE FRC FOR REVIEW AND APPROVAL PURSUANT TO
THE MICHIGAN FINANCIAL REVIEW COMMISSION ACT
For January 30, 2017 MEETING
2016 - 2017 GRANT BUDGET AMENDMENTS

No.	Department	Grantor	Grant / Program	Description	Amount		Appr. #
					Revenue	Expense	
1	Police	U.S. Department of Justice (Wayne County Sheriff's Office)	Justice Assistance Grant (JAG)	This grant assists communities with funding for crime fighting efforts and allows law enforcement agencies to target resources to their most pressing local needs.	84,607.00	84,607.00	13708
Police Department Amendment Total					84,607.00	84,607.00	
2	Health	Michigan Department of Health and Human Services (MDHHS)	Health Innovation Grant	This grant will be used to combat teen pregnancy by educating physicians, hosting teen forums and creating an awareness campaign.	35,000.00	35,000.00	20348
Health Department Amendment Total					35,000.00	35,000.00	
3	Mayor's Office	Quicken Loan	Donation	This donation will allow for the reimbursement of transportation costs for fourteen (14) Americorp VISTA members.	16,800.00	16,800.00	20351
Mayor's Office Amendment Total					16,800.00	16,800.00	
Grand Total					136,407.00	136,407.00	

CITY OF DETROIT BUDGET AMENDMENTS

THE FOLLOWING BUDGET AMENDMENTS ARE BEING SENT TO THE FRC FOR REVIEW AND APPROVAL PURSUANT TO
THE MICHIGAN FINANCIAL REVIEW COMMISSION ACT
For January 30, 2017 MEETING

2016 - 2017 HOUSING AND REVITALIZATION & PLANNING DEPARTMENT CDBG / NOF REPROGRAMMING

Brief Description	Budget Amendment Amount		
	Revenue	Expense	Appr. #
CDBG REVENUE	1,418,838.00		06102
ADMINISTRATION AND PLANNING			
HRD - Office of Administration		(25,200.00)	20234
HRD - Office of Hsg Un - Supportive Hsg		(1.00)	20238
Elections Allocation		(25,000.00)	13635
ECONOMIC DEVELOPMENT			
Jefferson East Business Assoc.		336,411.00	10620
HOMELESS PUBLIC SERVICE			
Homeless Public Service		(2,537,147.00)	12168
<u>Emergency Shelter</u>			
Alternatives for Girls		75,000.00	11784
Cass Community Social Services		75,000.00	11838
Coalition on Temporary Shelter (COTS)		75,000.00	11785
Community Social Services of Wayne County		75,000.00	12708
Covenant House Michigan		75,000.00	11786
Detroit Rescue Mission (DRMM Genesis House III) Fairview		75,000.00	11882
Detroit Rescue Mission (DRMM Genesis House III) Mack		75,000.00	20336
Emmanuel House		75,000.00	12168
Freedom House		75,000.00	11791
Mariners Inn		75,000.00	11798
Matrix Off the Streets		75,000.00	20337
Michigan Veterans Foundation		75,000.00	11800
Neighborhood Service Organization (NSO)		75,000.00	11801
Operation Get Down		75,000.00	11839
Salvation Army		75,000.00	13644
St. John Community Center		75,000.00	12426
YWCA Interim House		75,000.00	11809
<u>Warming Centers</u>			
Cass Community Social Services		100,000.00	11838
DRMM Genesis House II Chicago		75,000.00	20338
DRMM 3rd Street		100,000.00	20339
<u>Homeless Prevention</u>			
Black Family Development		75,000.00	06642
Bridging Communities		75,000.00	10154
Legal Aid and Defender Association		75,000.00	06505
Michigan Legal Services		75,000.00	11799
Neighborhood Legal Services		75,000.00	10663
United Community Housing Coalition		75,000.00	11806
The Heat and Warmth Fund (THAW)		75,000.00	06733
<u>Rapid ReHousing</u>			
Southwest Counseling Solutions		100,000.00	10626
Neighborhood Legal Services		100,000.00	10663
Community Home Support		100,000.00	20340
<u>Street Outreach</u>			
The Noah Project (Central United Methodist Church)		75,000.00	11896
Cass Community Social Services		75,000.00	11838
DRMM Street Outreach		62,347.00	20341
HOME SERVICES			
<u>Home Repair</u>			
HRD - Multi Family Staffing		600,000.00	20238
<u>Development</u>			
Housing Pre-Development Rehab		309,420.00	20342
Housing Pre-Development Construction		409,419.00	20343
<u>Public Facility Rehab.</u>			
Public Facility Rehab		(1,426,116.00)	11496
Chapel Hill MBC Non-Profit Hsg/Christian Social Outreach		100,000.00	05915
Detroit Central City Comm Mental Health		100,000.00	11787

CITY OF DETROIT BUDGET AMENDMENTS

THE FOLLOWING BUDGET AMENDMENTS ARE BEING SENT TO THE FRC FOR REVIEW AND APPROVAL PURSUANT TO
THE MICHIGAN FINANCIAL REVIEW COMMISSION ACT
For January 30, 2017 MEETING

2016 - 2017 HOUSING AND REVITALIZATION & PLANNING DEPARTMENT CDBG / NOF REPROGRAMMING

Brief Description	Budget Amendment Amount		
	Revenue	Expense	Appr. #
Detroit Hispanic Development Corp		100,000.00	20344
Eastern Market Corp		100,000.00	10847
Elmhurst Home, Inc.		100,000.00	05661
Focus: HOPE		100,000.00	06698
Franklin-Wright Settlements		100,000.00	06514
Holy Cross Services, Inc.		100,000.00	20345
Liberty Temple Baptist Church		100,000.00	13839
North Rosedale Civic Association		100,000.00	13645
Samaritan Center		100,000.00	12432
Southwest Counseling Solutions		100,000.00	10626
Urban Neighborhood Initiatives		100,000.00	13556
Warren Conner/Eastside Community Network		100,000.00	06186
<u>Public Service</u>			
Accounting Aid Society		60,000.00	07523
Charles Wright Museum of African American History		60,000.00	13838
Coleman A. Young Foundation		60,000.00	11499
DAPCEP		60,000.00	04139
Dominican Literacy Center		60,000.00	05983
Focus: Hope		120,000.00	06698
Greening of Detroit		60,000.00	11167
Immanuel Lutheran		60,000.00	20346
International Institute		60,000.00	06709
Mercy Education Project		60,000.00	11554
Project SEED		60,000.00	04192
Restaurant Opportunity Center of Michigan		60,000.00	20347
Ser Metro		60,000.00	04898
Siena Literacy Center		60,000.00	20156
St. Vincent and Sarah Fisher Ctr		60,000.00	10124
The Youth Connection		60,000.00	13562
Urban Neighborhood Initiative		60,000.00	13556
Wellspring		60,000.00	05178
Joy-Southfield CDC		60,000.00	12420
Greater Detroit Agency for Blind		60,000.00	12998
The Society of St. Vincent de Paul		60,000.00	12719
The Yunion		60,000.00	13398
World Medical Relief		60,000.00	04178
Alkebu-lan Village		60,000.00	10105
Clark Park Coalition		60,000.00	11547
Police Athletic League		60,000.00	10113
Southwest Detroit Business Association		60,000.00	05544
Jefferson Business Association		60,000.00	10620
Alzheimer's Association		60,000.00	04683
Franklin Wright Settlement		60,000.00	06514
L&L Adult Day Care		60,000.00	10621
LASED		60,000.00	05662
Matrix Human Services - Reuther Older Adult & Wellness Center		60,000.00	11893
St. Patrick Senior Center		60,000.00	05149
<u>Section 108 Loans</u>			
Book Cadillac		(100,000.00)	13529
Fort Shelby		(100,000.00)	13529
Woodward Garden		(100,000.00)	13529
<u>Other</u>			
Unassigned Projects		(2,010,295.00)	12945
Planning Department	(3.00)	(3.00)	14027
Net Change	1,418,835.00	1,418,835.00	

CITY OF DETROIT BUDGET AMENDMENTS

THE FOLLOWING BUDGET AMENDMENTS ARE BEING SENT TO THE FRC FOR REVIEW AND APPROVAL PURSUANT TO
 THE MICHIGAN FINANCIAL REVIEW COMMISSION ACT
 For January 30, 2017 MEETING
2016 - 2017 GRANT BUDGET AMENDMENTS

No.	Department	Grantor	Grant / Program	Description	Amount		
					Revenue	Expense	Appr. #
December 19, 2016 Submission Read As:							
	Mayor's Office (Homeland Security)	U.S. Department of Homeland Security (Through Fiduciary County of Macomb)	Hazard Mitigation Grant Program	This grant will be used to assist the Police Department with installing back-up generators at the First, Third and Seventh Precinct.	424,200.00	424,200.00	20302
Mayor's Office (Homeland Security) Total					424,200.00	424,200.00	
December 19, 2016 Submission Shoud Have Read As:							
1	Mayor's Office (Homeland Security)	U.S. Department of Homeland Security (Through Fiduciary County of Macomb)	Hazard Mitigation Grant Program	This grant will be used to assist the Police Department with installing back-up generators at the First, Third and Seventh Precinct.	424,200.00	424,200.00	20306
Mayor's Office (Homeland Security) Total					424,200.00	424,200.00	



STATE OF MICHIGAN
DEPARTMENT OF TREASURY
LANSING

RICK SNYDER
GOVERNOR

NICK A. KHOURI
STATE TREASURER

DETROIT FINANCIAL REVIEW COMMISSION

CITY RESOLUTION 2017-2

APPROVING THE CITY'S JANUARY 2017 CONTRACT REQUESTS

WHEREAS, Public Act 181 of 2014, the Michigan Financial Review Commission Act (the "Act"), allows for the creation of the Detroit Financial Review Commission (the "Commission") within the Michigan Department of Treasury; and

WHEREAS, Section 6(1) of the Act empowers the Commission to provide oversight for the City of Detroit (the "City") beginning on the Effective Date of the Plan of Adjustment; and

WHEREAS, Section 6(6) of the Act provides that during the period of oversight, the Commission review and approve the City's applicable contracts, as defined by Section 3(a) of the Act, and that an applicable contract does not take effect unless approved by the Commission; and

WHEREAS, at the Commission meeting on January 30, 2017, the City presented applicable contracts, attached as **Exhibit A** to this Resolution, for the Commission's review and approval.

NOW THEREFORE, be it resolved by the Detroit Financial Review Commission as follows:

1. That the City's January 2017, contract requests, attached as **Exhibit A** to this Resolution but excluding any contracts a majority of Commission members present has agreed to exclude as noted in the minutes, are hereby approved.
2. That the minutes of the Detroit Financial Review Commission meeting at which this Resolution is adopted take notice of the adoption of this Resolution.
3. This Resolution shall have immediate effect.

CITY OF DETROIT CONTRACT SUBMISSION TO FINANCIAL REVIEW COMMISSION
 THE FOLLOWING CONTRACTS ARE BEING SENT TO THE FRC FOR REVIEW AND APPROVAL PURSUANT TO
 SECTION 6, SUBSECTION 6 OF THE MICHIGAN FINANCIAL REVIEW COMMISSION ACT
 For January 30, 2017 Meeting

FRC City Resolution 2017-2
 Exhibit A

Prepared By: Boysie Jackson, Chief Procurement Officer

City Council and Water Board Approvals Through January 24, 2017

	Department	Contract Number	Description	Contract Request Type	Competitively Bid? If not a New contract, was the original contract competitively bid?	Highest Ranked or Lowest Bid? If not a New contract, was the original contract the lowest bid?	BOWC or City Council Approval Date	Office of the Chief Financial Officer Approval Date	Comments
CONTRACTS GREATER THAN \$750K (Yes = Lowest Bid Unless Specified)									
1	GENERAL SERVICES	6000524	Contract Amount: \$3,163,922.00 Contract Period: 2/1/17 through 6/30/18 Source: 100% City Funding Purpose: To Provide Renovation and Improvements to Parks Contractor: Michigan Recreation Construction, Inc. Location: 1091 Victory Drive, Howell, MI 48843	New	Yes	Yes	1/24/2017	1/30/2017	Contract for 9 Park Renovations and Improvements - park concrete walkways, curbing, picnic shelter slabs, park benches, trash receptacles, etc.
2	INNOVATIVE TECHNOLOGY	2578900	Contract Amount: \$791,834.24 Contract Period: Upon FRC Approval through 3/26/30 Source: 100% City Funding Purpose: To Provide Oracle Database and Software Support Contractor: Oracle America, Inc. Location: 500 Oracle Parkway, Redwood Shores, CA 94065	Amendment	Yes	Yes	1/17/2017	1/30/2017	Multi-year contract that has a Perpetual Renewal Software Agreement Clause as long as we have Oracle in place. This is Budgeted on an annual basis.
CONTRACTS GREATER THAN 2 YEARS									
3	POLICE	6000269	Contract Amount: \$30,000.00 Contract Period: Upon FRC Approval through 9/12/19 Source: 100% City Funding Purpose: DBA Agreement with Police to Manage Renovation Project - Assist the Office of the Chief Investigator with Improvements and Equipment for Suite in the Detroit Public Headquarters, Located at 1301 Third Street, Detroit, MI 48226 Contractor: Detroit Building Authority Location: 1301 Third Avenue, Suite 328, Detroit, MI 48226	New	Yes	Yes	11/15/2016	1/30/2017	Contract to manage relocation of Chief Investigator's Office which includes new workstations, office setup, etc.
WITH 1 ENTITY, WITHIN 1 YEAR, GREATER THAN \$750K									
4	HOUSING AND REVITALIZATION	3006814	Contract Amount: \$298,911.02 Contract Period: One Time Purchase Source: 100% City Funding Purpose: To Provide Residential Demolition in Districts 1, 2 and 7 Contractor: Able Demolition, Inc. Location: 5675 Auburn Road, Shelby Township, MI 48317	New	Yes	Yes	1/24/2017	1/30/2017	Demolition of 26 Properties. Combined Contracts Total over \$750,000 within 12 months.
5	TRANSPORTATION	6000483	Contract Amount: \$711,198.00 Contract Period: Upon FRC Approval through 12/14/18 Source: 100% City Funding Purpose: To Provide a Maintenance Agreement for the Transit Software Suite Contractor: Trapeze Group Location: 5265 Rockwell Drive NE, Cedar Rapids, IA 52402	New	Yes	Yes	12/15/2016	1/30/2017	Contract to support Department of Transportation Planning, Operations, Scheduling, KIOSK System and Fixed Routes

Department	Contract Number	Description	Contract Request Type	Competitively Bid? If not a New contract, was the original contract competitively bid?	Highest Ranked or Lowest Bid? If not a New contract, was the original contract the lowest bid?	BOWC or City Council Approval Date	Office of the Chief Financial Officer Approval Date	Comments
------------	-----------------	-------------	-----------------------	--	--	------------------------------------	---	----------

DEPARTMENT OF WATER AND SEWAGE CONTRACTS

CONTRACTS GREATER THAN \$750,000.00

6	Water and Sewerage	WS-701	<p>Contract Amount: \$4,783,905.00 Contract Period: Upon FRC Approval through 7/25/19 Source: Operations and Maintenance (O&M) Funded Purpose: Repair of Water Main Systems: Various Pipe Sizes at Various Locations Throughout the City of Detroit Contractor: Imperial Construction Co., Inc. Location: 13507 Helen, Detroit, Michigan 48212</p>	New	Yes	Yes	Approved 1/18/2017	01/30/17	DWSD Contract No. WS-701 is part of DWSD's on-going maintenance related work and will replace the existing Contract No. WS-696 which was approved by the Board of Water Commissioners on March 27, 2015. During wintertime, the Detroit Water and Sewerage Department (DWSD) experiences a significant increase in the number of water main breaks and leaks in its distribution system, which its maintenance forces find difficult to repair on a timely basis. This contract's primary purpose is to provide for the repair of various sized water mains during critical periods of time to supplement DWSD's efforts to repair water mains using its own forces. Also, DWSD allocated \$1,000,000.00 in this contract as an allowance to repair transmission mains, which are common to all customer cost allocations.
7	Water and Sewerage	CS-1522 Change Order No. 2	<p>Contract Amount: \$16,000,000 Contract Period: Upon FRC Approval through 12/12/21 Source: Capital Improvement Funded Purpose: Green Infrastructure Program Contractor: Tetra Tech of Michigan Location: 65 Cadillac Square, Suite 3610, Detroit, Michigan 48226</p>	Amendment for Extension of Time only. No change in contract amount	Yes	Yes	Approved 1/18/2017	01/30/17	To implement Green infrastructure for uncontrolled storm water discharges to the Upper Rouge River Tributary. The program effort of Green Infrastructure is storm water management, tree planting, demolition and site restoration or reduce the run off greening of municipal properties, installation of bioswales along roadways and parking lots, downspout disconnections from residential and non-residential properties.
8	Water and Sewerage	CS-1815	<p>Contract Amount: \$750,000.00 Contract Period: Upon FRC Approval through 1/30/19 Source: Operations and Maintenance (O&M) Funded Purpose: Storm Water Drainage and Green Credit Program Staff Assistance Contractor: Data Consulting Group, Inc. Location: 965 East Jefferson, Detroit, Michigan 48207</p>	New	Yes	Yes	Approved 1/18/2017	01/30/17	<p>The purpose of contract CS 1815 "Storm Water Drainage and Green Credit Program Staff Assistance" is to provide as needed support staff to the Drainage and Green Credit Program Office, which is part of the Customer Service Division.</p> <p>With the volume of customer interactions and the various initiatives the Department has undertaken that are designed to improve customer service, DWSD Customer Service Management found it necessary to stand up a Drainage and Green Credit Program Office to handle the inquires and process the requests for service from customers in response to the outreach activities of the Drainage Program. This contract provides the necessary as needed support for customer telephone inquiries, parcel data validation, research and dispute processing. As of October 2016 parcels in the City of Detroit that may not have been billing drainage charges for a variety of reasons are now billing. The next phases of the Drainage Project are to transition the pre-existing customer base from Meter Size or Drainage Class based billing to the revised methodology of Impervious Area billing.</p>

CONTRACTS GREATER THAN 2 YEARS

		No Contracts Submitted for this Category						
--	--	--	--	--	--	--	--	--

WITH 1 ENTITY, WITHIN 1 YEAR, GREATER THAN \$750K

		No Contracts Submitted for this Category						
--	--	--	--	--	--	--	--	--



STATE OF MICHIGAN
DEPARTMENT OF TREASURY
LANSING

RICK SNYDER
GOVERNOR

NICK A. KHOURI
STATE TREASURER

DATE: January 25, 2017

TO: Financial Review Commission Members

FROM: Ron L. Rose, Executive Director, Financial Review Commission
Kevin Kubacki, Financial Specialist

SUBJECT: Contract Summary - January 2017 City of Detroit FRC Meeting

The City has submitted 10 contracts for review at the January 30, 2017 commission meeting. These contracts have been vetted by the FRC Advisory Subcommittee on Contracts and Procurement. Additionally, all of these contracts have been approved by the Office of the Chief Financial Officer. Each contract is summarized below:

Contract 1 – New Renovation and Improvements to Nine Parks

Contractor	Nature of Contract	City Council Approval Date	Contract Value	Bid?	Lowest Bid or Highest Ranked?	Budgeted Funding Sources
Michigan Recreation Construction, Inc.	New Contract	1/24/17	\$3,163,922	Yes	Lowest Bid	Quality of Life Fund

This Contract is subject to FRC review because it exceeds the statutory threshold of \$750,000. This contract was competitively bid and four vendors respond. Included in this contract is the renovation of nine parks. This contract supports the Mayor's imitative of rehabbing 40 parks throughout the city.

Contract 2 – Contract Amendment for Database Management Software

Contractor	Nature of Contract	City Council Approval Date	Contract Value	Bid?	Lowest Bid or Highest Ranked?	Budgeted Funding Sources
Oracle America, Inc.	Amendment to Existing Contract	1/17/17	\$791,834.24 increase; Original Contract Value was \$8,122,775	No	N/A	General Fund, DWSD-Water Fund, and DWSD-Sewer Fund

This contract amendment is subject to FRC review because it exceeds the statutory threshold of \$750,000 and because the terms of the contract exceed two years. This contract amendment includes database management software and services that are primarily supporting payroll. Also included with this contract is program technical support services. This contract has a perpetual renewal as long as the city has Oracle in place.

Contract 3 – New Contract for improvements and equipment for Chief Investigator headquarters.

Contractor	Nature of Contract	City Council Approval Date	Contract Value	Bid?	Lowest Bid or Highest Ranked?	Budgeted Funding Sources
Detroit Building Authority	New Contract	11/15/2016	\$30,000	Yes	Lowest Bid	General Fund

This year contract is subject to FRC review because the contract term exceeds two years. This contract allows the Office of the Chief Investigator to temporarily occupy the 7th floor of the Public Safety Headquarters. The contract provides for new workstations, technology coordination, and office improvements. Eventually, the Office of the Chief Investigator will be moved to a permanent location in Palmer Park.

Contract 4 – New Contract for Demolition of 26 Residential Properties

Contractor	Nature of Contract	City Council Approval Date	Contract Value	Bid ?	Lowest Bid or Highest Ranked?	Budgeted Funding Sources
Able Demolition Inc.	New Contract	1/24/17	\$298,911.02	Yes	Lowest Bid	General Fund

This contract is subject to FRC review because the aggregate sum of the city's contracts with this contractor exceeds \$750,000. A total of eight bids were received and the contractor had the lowest bid. The contract includes demolition of residential structures at 26 addresses.

Contract 5 – New Contract for Maintenance Agreement for the Transit Software Suite

Contractor	Nature of Contract	City Council Approval Date	Contract Value	Bid?	Lowest Bid or Highest Ranked?	Budgeted Funding Sources
Trapeze Group	Amendment	12/15/16	\$711,198 increase; total contract value over 17 years is \$5,500,731	No	N/A	Transportation Operations Fund

This contract is subject to FRC review because it exceeds the statutory threshold of \$750,000 and because the term of this amendment exceeds two years. This amendment extends the maintenance period for the proprietary Transit Software being used by the city. The city will be bringing forth a contract that will replace this software in March. The city anticipates it will take 24 months to replace the current software in place. During this time, the city will utilize this contract to maintain the current software package.

Contract 6 – New Contract for Repair of Water Main Systems

Contractor	Nature of Contract	BOWC Approval Date	Contract Value	Bid?	Lowest Bid or Highest Ranked?	Budgeted Funding Sources
Imperial Construction Co., Inc.	New Contract	1/18/2017	\$4,783,905	Yes	Lowest Bid	Operations and Maintenance Fund

This contract is subject to FRC review because it exceeds the statutory threshold of \$750,000. The contract was awarded to the vendor with the lowest. During the winter months, the city experiences a significant increase in the number of water main breaks and leaks in its distribution system. The contract provides for the repair of various sized water mains during critical periods of time to supplement DWSD's maintenance and repair efforts. The contract will be utilized on an as-needed basis.

Contract 7 – Contract Amendment for Green Infrastructure Program

Contractor	Nature of Contract	BOWC Approval Date	Contract Value	Bid?	Lowest Bid or Highest Ranked?	Budgeted Funding Sources
Tetra Tech of Michigan	Amendment	1/18/2017	\$0 increase; original contract value was \$16,000,000	No	N/A	N/A

This contract is subject to FRC review because it extends a current contract for more than two years. The scope of this contract was originally structured on the National Pollutant Discharge Elimination permit cycle of 2013 – 2018, though the regulatory requirement for the green infrastructure program extends through 2029. The contract structure did not allow for any longer range planning of the development of projects that would be implemented in years later than 2018. The amendment extends the amount of time required to complete the work until 2019.

Contract 8 – New Contract for Storm Water Drainage and Green Credit Program Staff Assistance

Contractor	Nature of Contract	BOWC Approval Date	Contract Value	Bid?	Lowest Bid or Highest Ranked?	Budgeted Funding Sources
Data Consulting Group, Inc.	New Contract	1/18/2017	\$750,000	Yes	Both	Operations and Maintenance

This contract amendment is subject to FRC review because it exceeds the statutory threshold of \$750,000. A total of three bids were received and the contractor had the lowest bid and was tied for the highest ranked. This contract provides support staff to the newly created Drainage and Green Credit Program Office located within the Customer Service Division of DWSD. These personnel will handle inquiries and process the requests for service from customers in response to outreach activities of the drainage program.