

STATE OF MICHIGAN

BUILDING ADA SIGNAGE STANDARDS

SIGNAGE GENERAL NOTES

RAISED CHARACTERS:

1. DEPTH: RAISED CHARACTERS SHALL BE 1/32 INCH MINIMUM ABOVE THEIR BACKGROUND.
2. CASE: CHARACTERS SHALL BE UPPERCASE.
3. STYLE. CHARACTERS SHALL BE SANS SERIF AND SHALL NOT BE ITALIC, OBLIQUE, SCRIPT, HIGHLY DECORATIVE, OR OF OTHER UNUSUAL FORMS.
4. CHARACTER PROPORTIONS: SHALL BE A FONT WHERE THE WIDTH OF THE UPPERCASE LETTER "O" IS 55 PERCENT MINIMUM AND 110 PERCENT MAXIMUM OF THE HEIGHT OF THE UPPERCASE LETTER "I".
5. CHARACTER HEIGHT: CHARACTER HEIGHT MEASURED VERTICALLY FROM THE BASELINE OF THE CHARACTER SHALL BE 5/8 INCH MINIMUM AND 2 INCHES MAXIMUM BASED ON THE HEIGHT OF THE UPPERCASE LETTER "I".
6. STROKE THICKNESS: STROKE THICKNESS OF THE UPPERCASE LETTER "I" SHALL BE 15 PERCENT MAXIMUM OF THE HEIGHT OF THE CHARACTER.
7. CHARACTER SPACING: CHARACTER SPACING SHALL BE MEASURED BETWEEN THE TWO CLOSEST POINTS OF ADJACENT RAISED CHARACTERS. WHERE CHARACTERS HAVE RECTANGULAR CROSS SECTIONS, SPACING BETWEEN INDIVIDUAL RAISED CHARACTERS SHALL BE 1/8 INCH MINIMUM AND 4 TIMES THE RAISED CHARACTER STROKE WIDTH MAXIMUM. WHERE CHARACTERS HAVE OTHER CROSS SECTIONS, SPACING BETWEEN INDIVIDUAL RAISED CHARACTERS SHALL BE 1/16 INCH MINIMUM AND 4 TIMES THE RAISED CHARACTER STROKE WIDTH MAXIMUM AT THE BASE OF THE CROSS SECTIONS, AND 1/8 INCH MINIMUM AND 4 TIMES THE RAISED CHARACTER STROKE WIDTH MAXIMUM AT THE TOP OF THE CROSS SECTIONS. CHARACTERS SHALL BE SEPARATED FROM RAISED BORDERS AND DECORATIVE ELEMENTS 3/8 INCH MINIMUM.
8. LINE SPACING: SPACING BETWEEN THE BASELINES OF SEPARATE LINES OF RAISED CHARACTERS WITHIN A MESSAGE SHALL BE 135 PERCENT MINIMUM AND 170 PERCENT MAXIMUM OF THE RAISED CHARACTER HEIGHT.

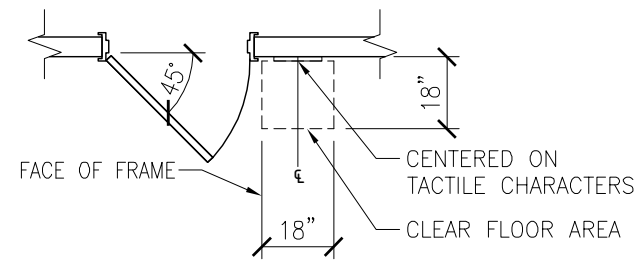
BRAILLE:

9. BRAILLE SHALL BE CONTRACTED (GRADE 2).
10. DIMENSIONS AND CAPITALIZATION: BRAILLE DOTS SHALL HAVE A DOMED OR ROUNDED SHAPE. THE INDICATION OF AN UPPERCASE LETTER OR LETTERS SHALL ONLY BE USED BEFORE THE FIRST WORD OF SENTENCES, PROPER NOUNS AND NAMES, INDIVIDUAL LETTERS OF THE ALPHABET, INITIALS, AND ACRONYMS.
11. POSITION: BRAILLE SHALL BE POSITIONED BELOW THE CORRESPONDING TEXT. IF TEXT IS MULTI-LINED, BRAILLE SHALL BE PLACED BELOW THE ENTIRE TEXT. BRAILLE SHALL BE SEPARATED 3/8 INCH MINIMUM FROM ANY OTHER TACTILE CHARACTERS AND 3/8 INCH MINIMUM FROM RAISED BORDERS AND DECORATIVE ELEMENTS.
12. FINISH AND CONTRAST: CHARACTERS AND THEIR BACKGROUND SHALL HAVE A NON-GLARE FINISH. CHARACTERS SHALL CONTRAST WITH THEIR BACKGROUND WITH EITHER LIGHT CHARACTERS ON A DARK BACKGROUND OR DARK CHARACTERS ON A LIGHT BACKGROUND.
13. ALL BRAILLE SIGNAGE MUST BE PROOFREAD BY SCOTT NORRIS. MR. NORRIS CAN BE REACHED AT NORRISS5@MICHIGAN.GOV

PICTOGRAMS:

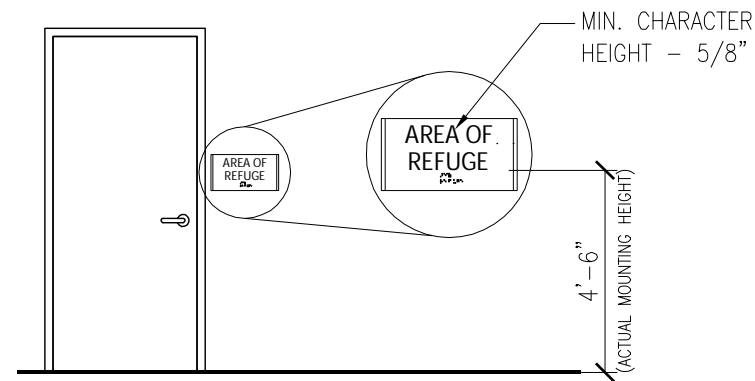
14. PICTOGRAM FIELD: PICTOGRAMS SHALL HAVE A FIELD HEIGHT OF 6 INCHES MINIMUM. CHARACTERS AND BRAILLE SHALL NOT BE LOCATED IN THE PICTOGRAM FIELD.
15. TEXT DESCRIPTORS: PICTOGRAMS SHALL HAVE TEXT DESCRIPTORS LOCATED DIRECTLY BELOW THE PICTOGRAM FIELD.
16. FINISH AND CONTRAST: SYMBOLS OF ACCESSIBILITY AND THEIR BACKGROUND SHALL HAVE A NON-GLARE FINISH. SYMBOLS OF ACCESSIBILITY SHALL CONTRAST WITH THEIR BACKGROUND WITH EITHER A LIGHT SYMBOL ON A DARK BACKGROUND OR A DARK SYMBOL ON A LIGHT BACKGROUND.





LOCATION OF TACTILE SIGNS AT DOORS

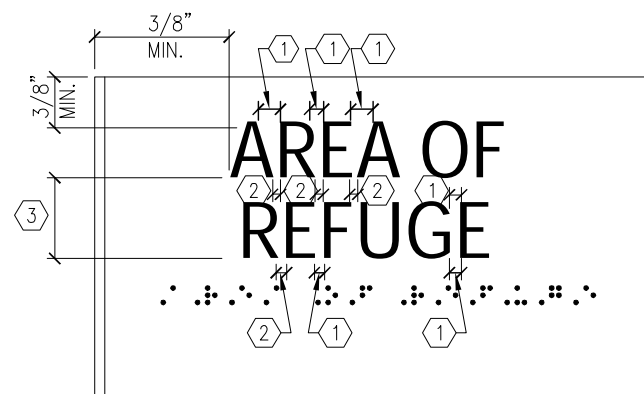
SCALE: NTS



HEIGHT OF TACTILE CHARACTERS A.F.F.

SCALE: NTS

NOTE:
SIGNAGE LOCATIONS SHOWN ABOVE ARE TYPICAL. WHEN CONFLICTS OCCUR WITH LOCATIONS INDICATED ON DRAWINGS THE CONTRACTOR SHALL VERIFY LOCATIONS WITH OWNER AND ARCHITECT PRIOR TO INSTALLATION.

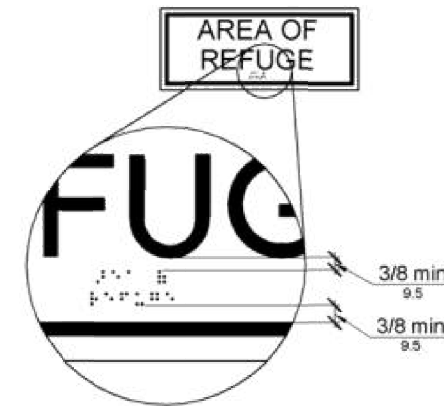


- 1 1/8" MIN. TO 4(X) RAISED CHARACTER STROKE MAX.
- 2 1/16" MIN. TO 4(X) RAISED CHARACTER STROKE MAX.
- 3 135% TO 170% OF RAISED CHARACTER HAEIGHT

NOTE:
SEE RAISED CHARACTER NOTES ON SHEET G-001

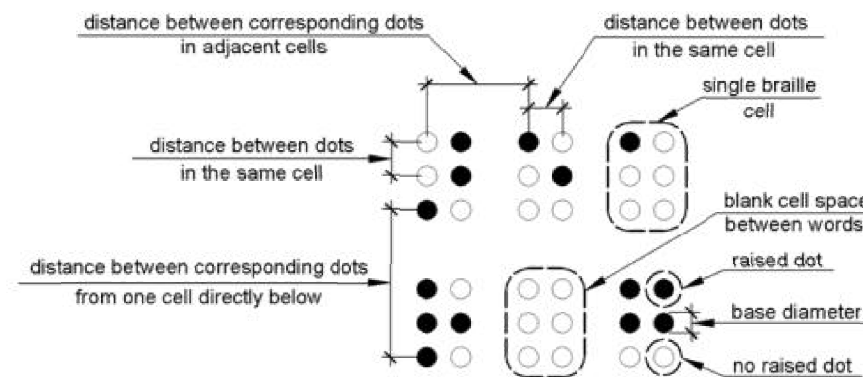
RAISED CHARACTERS SIGNAGE SPACING

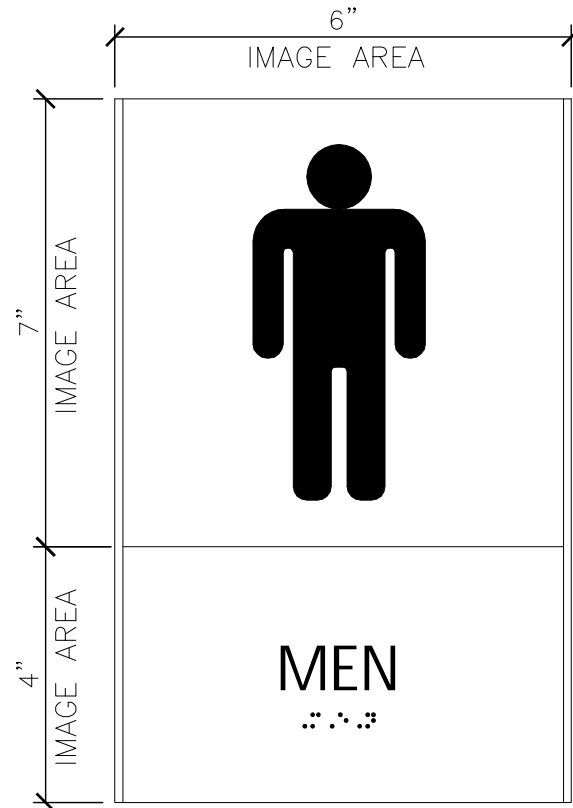
SCALE: NTS




| Measurement Range | Minimum in Inches Maximum in Inches |
|---|--|
| Dot base diameter | 0.059 (1.5 mm) to 0.063 (1.6 mm) |
| Distance between two dots in the same cell ¹ | 0.090 (2.3 mm) to 0.100 (2.5 mm) |
| Distance between corresponding dots in adjacent cells ¹ | 0.241 (6.1 mm) to 0.300 (7.6 mm) |
| Dot height | 0.025 (0.6 mm) to 0.037 (0.9 mm) |
| Distance between corresponding dots from one cell directly below ¹ | 0.395 (10 mm) to 0.400 (10.2 mm) |

1. Measured center to center.

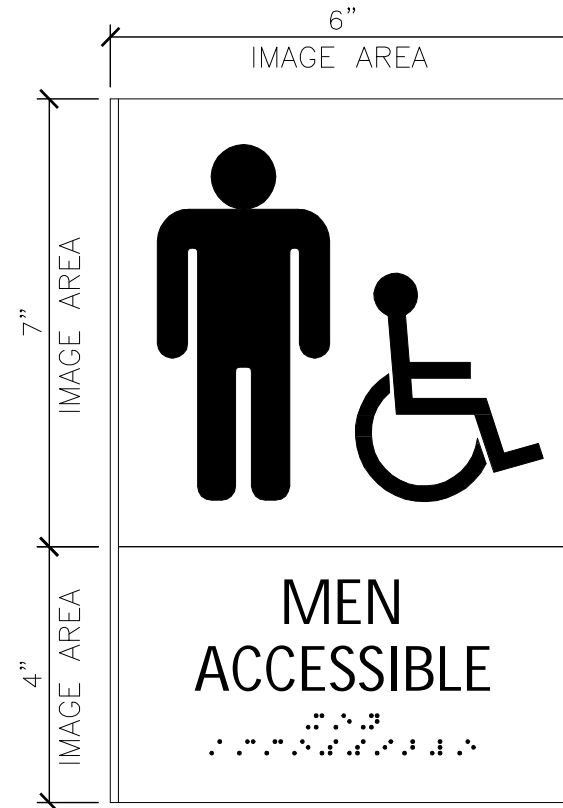




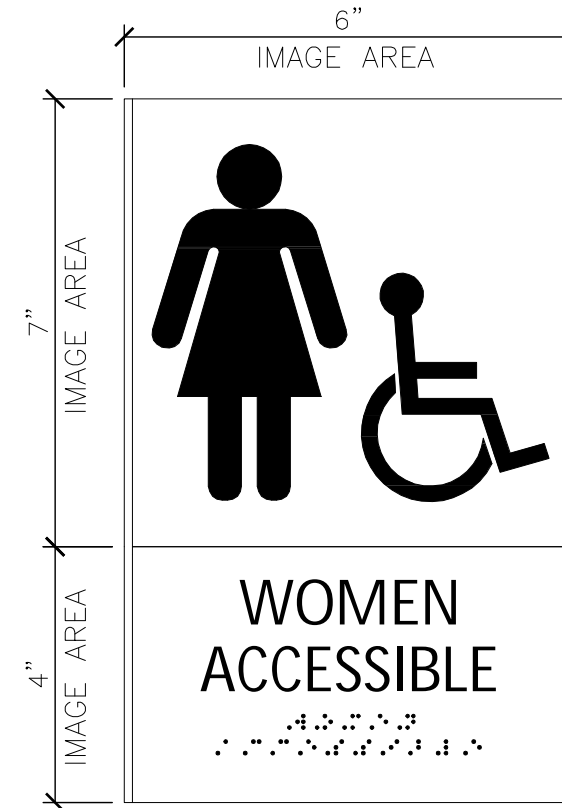
T1 (11)



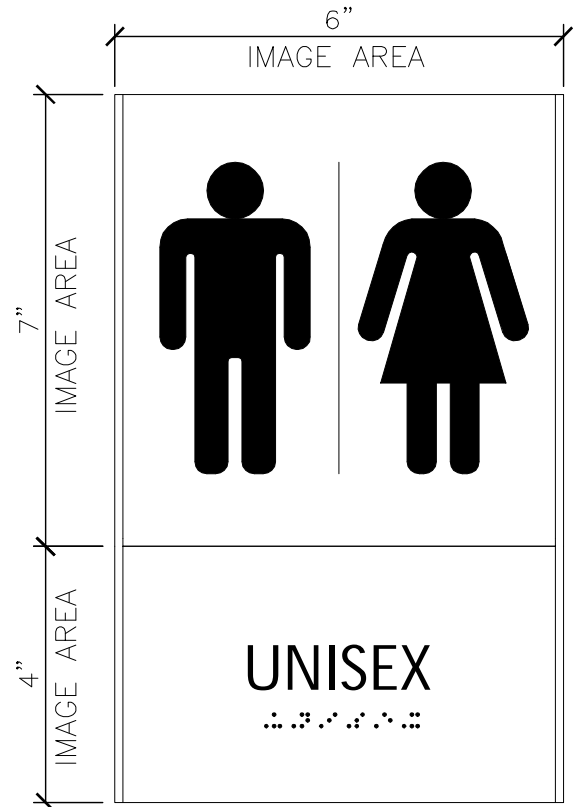
T2 (11)



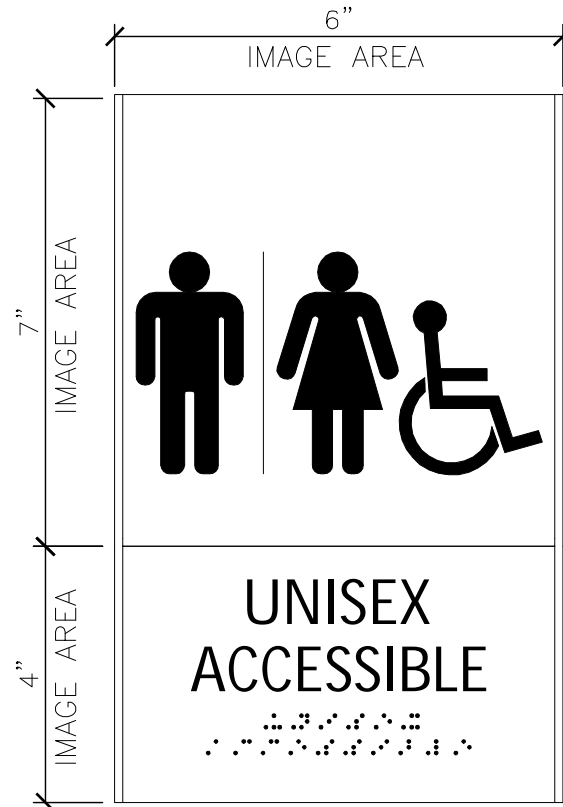
T3 (151)



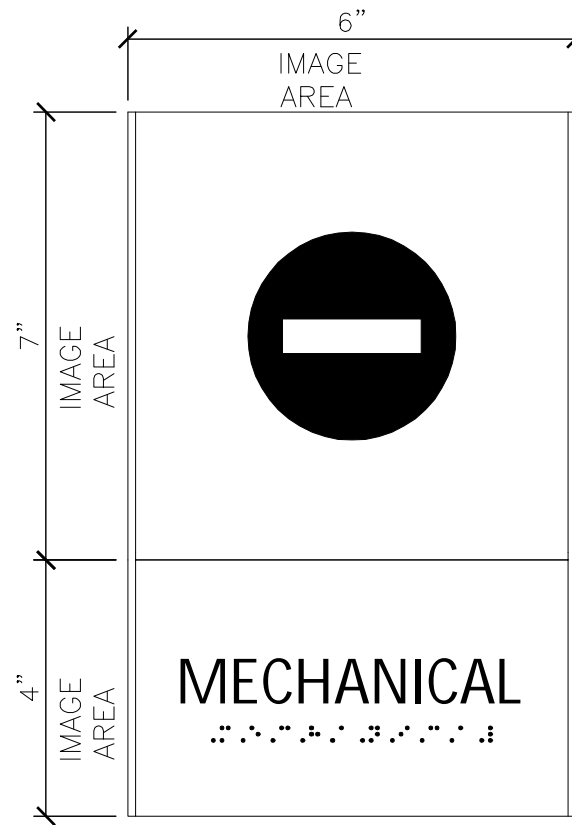
T4 (151)



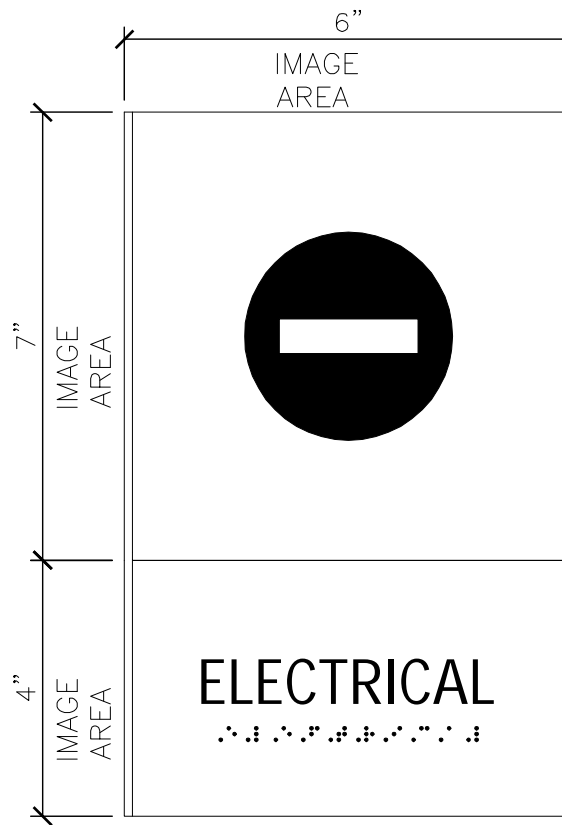
T5 (2)



T6 (23)



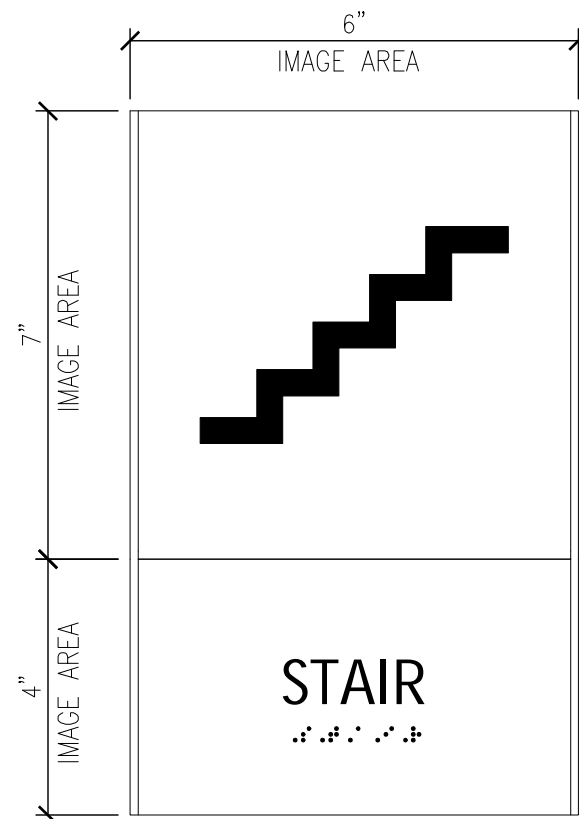
U1



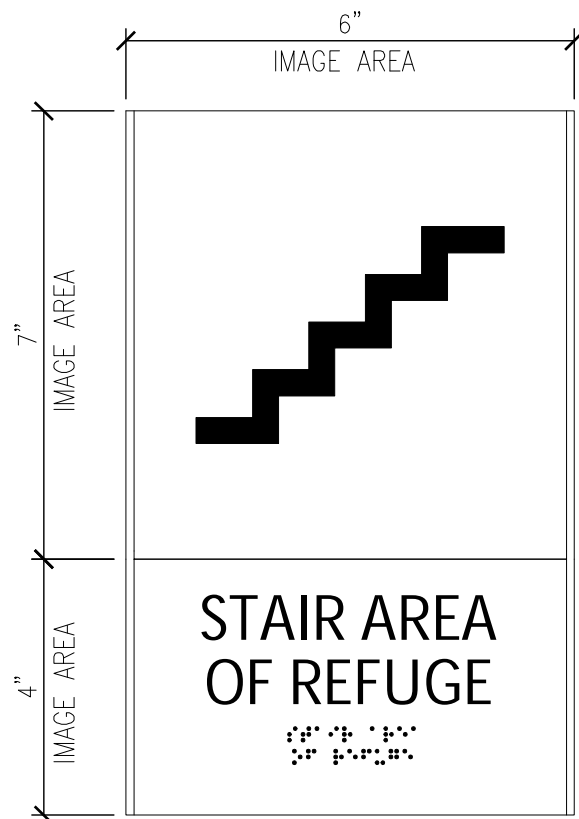
U2

NOTE:

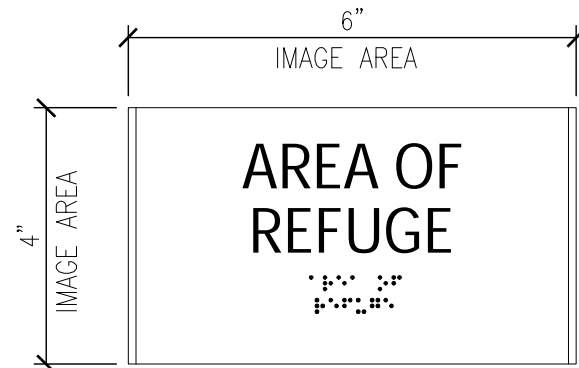
QUANTITIES PROVIDED IN PARENTHESIS ARE FOR REFERENCE ONLY. CONTRACTOR TO VERIFY ALL SIGN QUANTITIES AND TYPES REQUIRED.



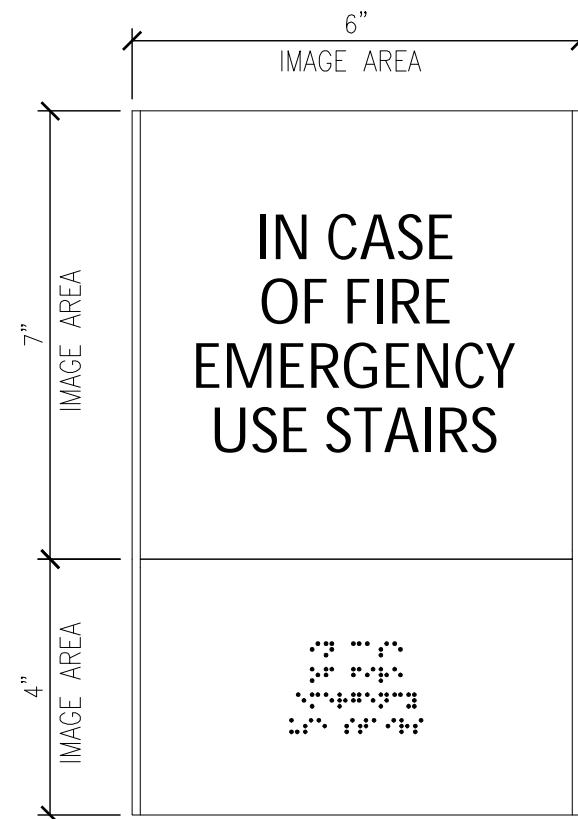
S1 (412)



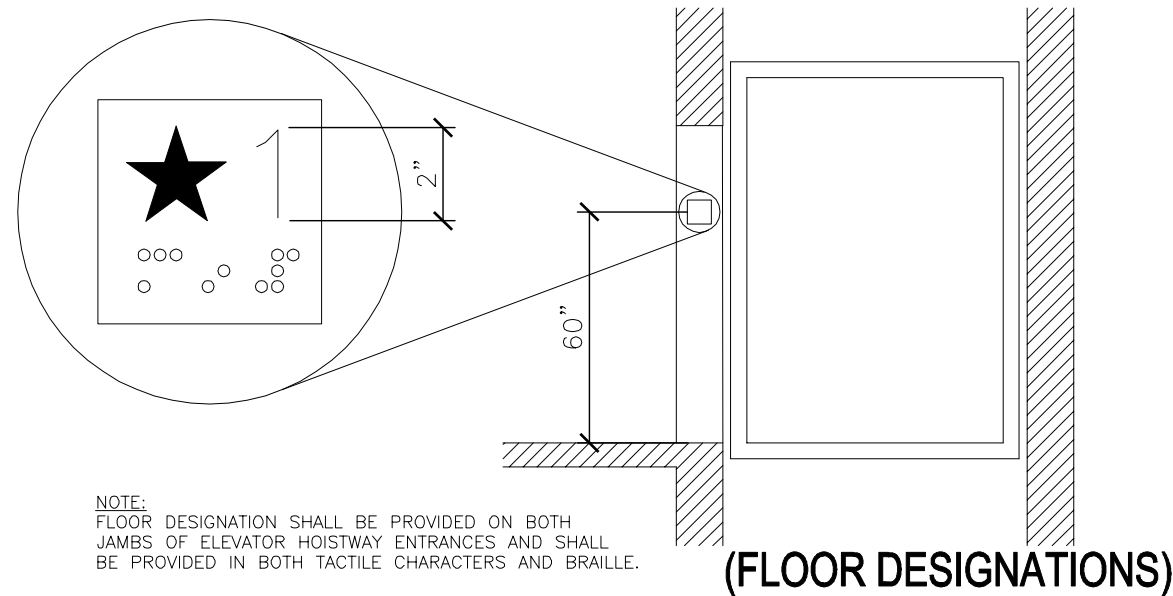
S2



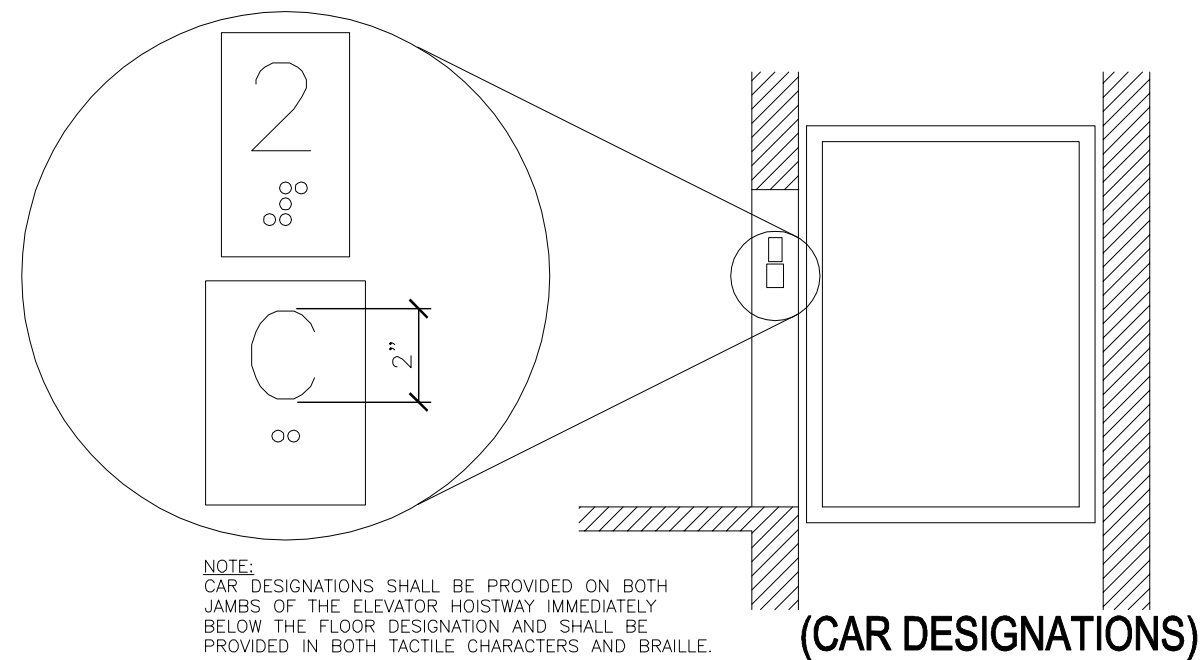
S3



S4 (291)



NOTE:
FLOOR DESIGNATION SHALL BE PROVIDED ON BOTH JAMBS OF ELEVATOR HOISTWAY ENTRANCES AND SHALL BE PROVIDED IN BOTH TACTILE CHARACTERS AND BRAILLE.

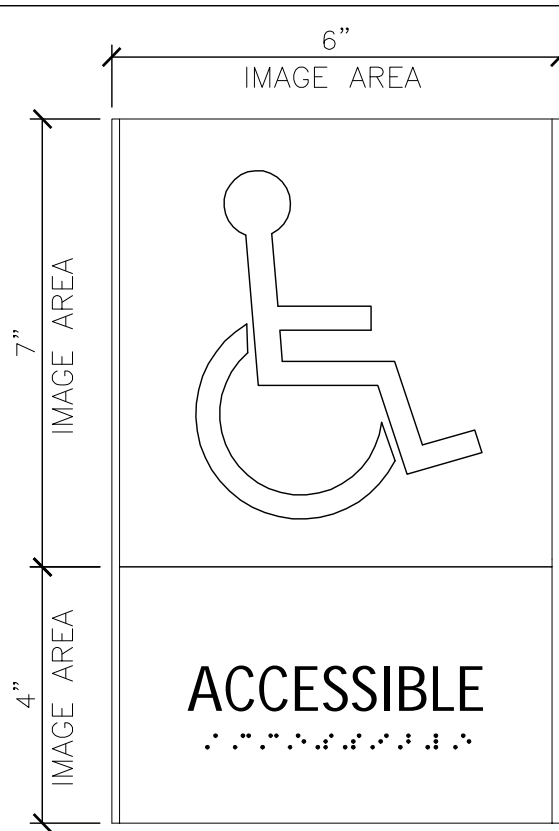


NOTE:
CAR DESIGNATIONS SHALL BE PROVIDED ON BOTH JAMBS OF THE ELEVATOR HOISTWAY IMMEDIATELY BELOW THE FLOOR DESIGNATION AND SHALL BE PROVIDED IN BOTH TACTILE CHARACTERS AND BRAILLE.

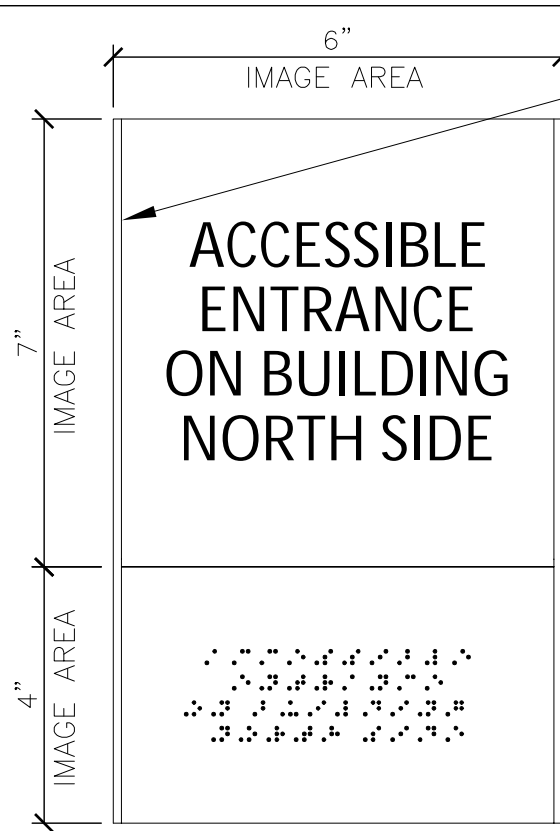
E1 (472)

NOTE:
QUANTITIES PROVIDED IN PARENTHESIS ARE FOR REFERENCE ONLY. CONTRACTOR TO VERIFY ALL SIGN QUANTITIES AND TYPES REQUIRED.

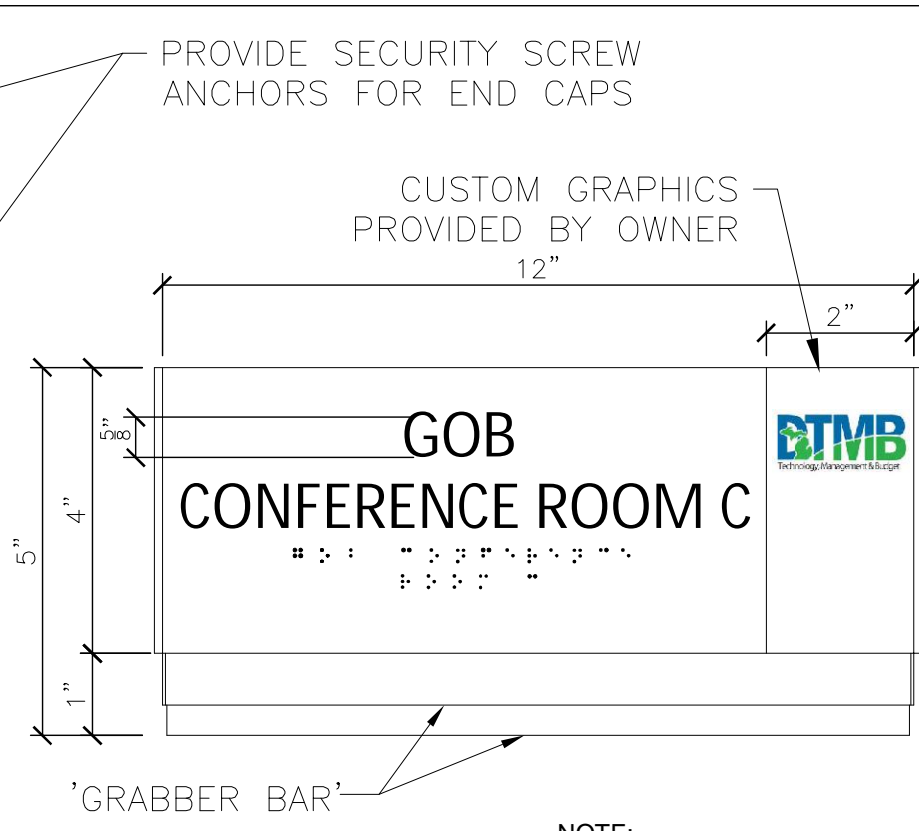




A1 (4)

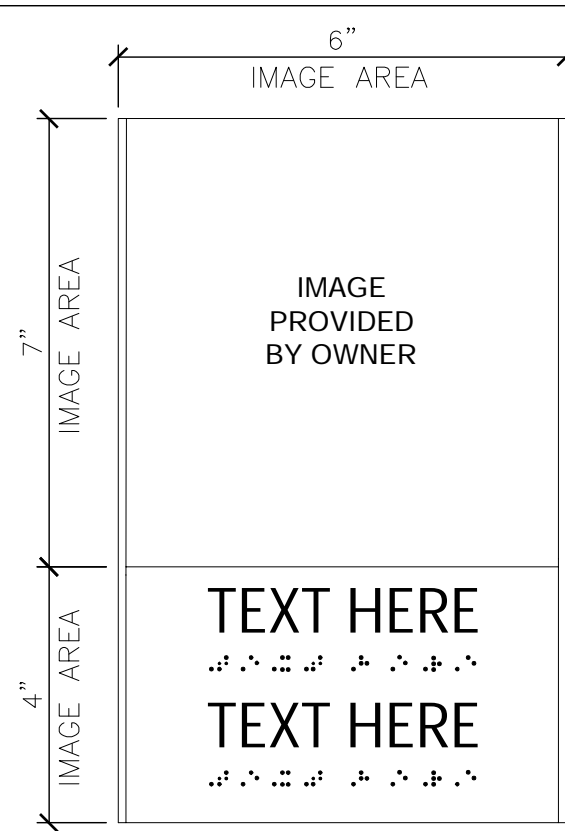


A2 (16)

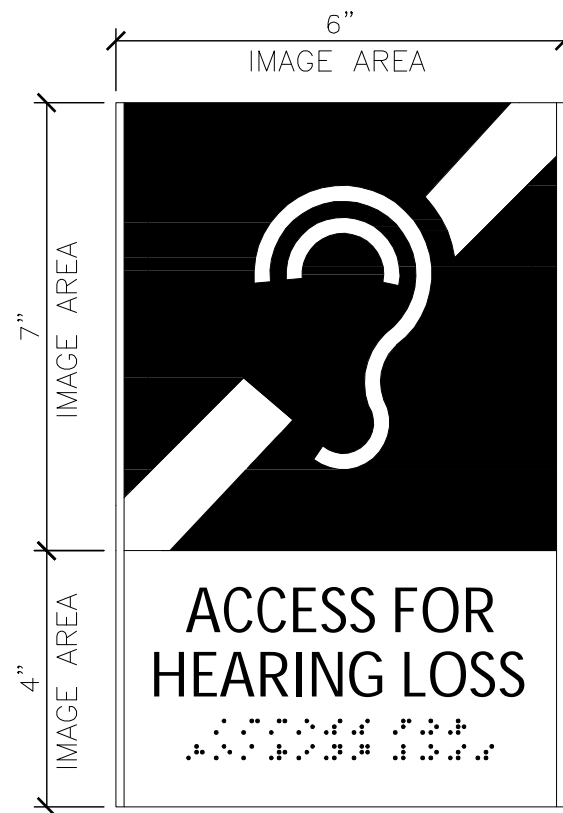


A3 (12)

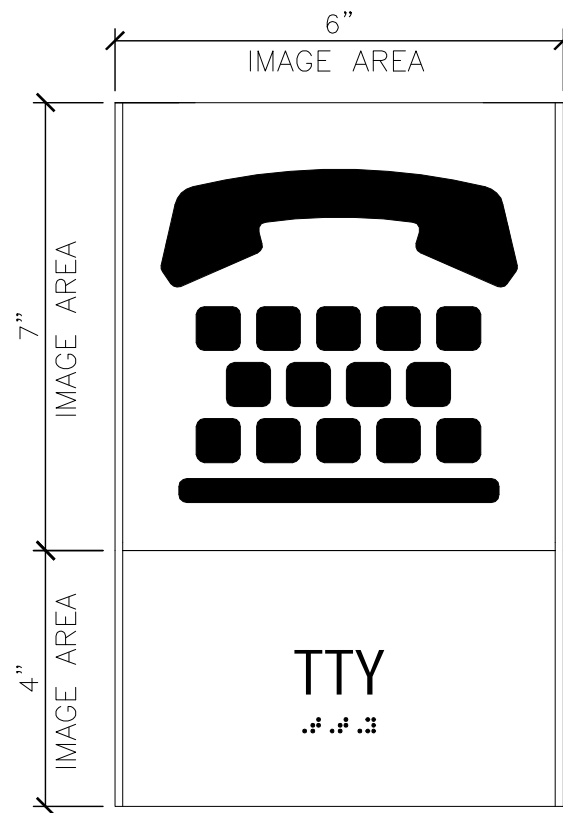
NOTE:
TEXT SHOWN ON A3 AND A4 ARE FOR REFERENCE ONLY. COORDINATE ACTUAL LETTERING WITH OWNER AND ARCHITECT FOR.



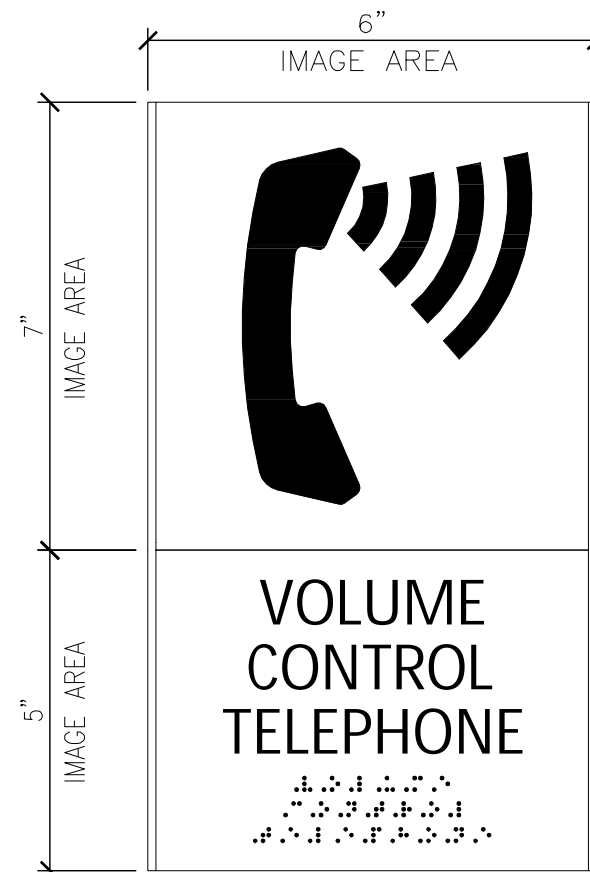
A4



M1 (9)



M2



M3

NOTE:
QUANTITIES PROVIDED IN PARENTHESIS ARE FOR REFERENCE ONLY. CONTRACTOR TO VERIFY ALL SIGN QUANTITIES AND TYPES REQUIRED.



P1

P2

