



## **NOTICE OF CONTRACT**

NOTICE OF CONTRACT NO. **240000000036**

between

THE STATE OF MICHIGAN

and

<b>CONTRACTOR</b>	Lumen Technologies Group
	100 CenturyLink Drive
	Monroe, LA 71203
	Tim Briggs
	248-884-5869
	tim.briggs@lumen.com
	CV0001188

<b>STATE</b>	Program Manager	Meghan Penny	DTMB
		517-282-1272	
		pennym2@michigan.gov	
	Contract Administrator	Lauren Stempek	DTMB
		517-243-4008	
		stempekl@michigan.gov	

CONTRACT SUMMARY			
<b>DESCRIPTION: Wide Area Network</b>			
INITIAL EFFECTIVE DATE	INITIAL EXPIRATION DATE	INITIAL AVAILABLE OPTIONS	EXPIRATION DATE BEFORE CHANGE(S) NOTED BELOW
8/19/2024	8/18/2029	10, 1-year	
PAYMENT TERMS		DELIVERY TIMEFRAME	
Net 45			
ALTERNATE PAYMENT OPTIONS			EXTENDED PURCHASING
<input type="checkbox"/> P-card	<input type="checkbox"/> Payment Request (PRC)	<input type="checkbox"/> Other	<input checked="" type="checkbox"/> Yes <input type="checkbox"/> No
<b>MINIMUM DELIVERY REQUIREMENTS</b>			
<b>MISCELLANEOUS INFORMATION</b>			
This Contract was awarded from RFP 230000001123. OMR # R545490.			
<b>ESTIMATED CONTRACT VALUE AT TIME OF EXECUTION</b>			<b>\$37,625,563.00</b>

**FOR THE CONTRACTOR:**

\_\_\_\_\_  
**Company Name**

\_\_\_\_\_  
**Authorized Agent Signature**

\_\_\_\_\_  
**Authorized Agent (Print or Type)**

\_\_\_\_\_  
**Date**

**FOR THE STATE:**

\_\_\_\_\_  
**Signature**

\_\_\_\_\_  
**Name & Title**

\_\_\_\_\_  
**Agency**

\_\_\_\_\_  
**Date**

# STANDARD CONTRACT TERMS AND CONDITIONS

This STANDARD CONTRACT (“**Contract**”) is agreed to between the State of Michigan (the “**State**”) and Lumen Technologies Group (“**Contractor**”), a Delaware limited liability corporation. This Contract is effective on August 19, 2024 (“**Effective Date**”), and unless terminated, expires on August 18, 2029.

This Contract may be renewed for up to 10 additional 1-year period(s). Renewal is at the sole discretion of the State and will automatically extend the Term of this Contract. The State will document its exercise of renewal options via Change Notice.

*The parties agree as follows:*

1. **Duties of Contractor.** Contractor must perform the services and provide the deliverables described in **Schedule A – Statement of Work** (the “**Contract Activities**”). An obligation to provide delivery of any commodity is considered a service and is a Contract Activity.

*Contractor must furnish all labor, equipment, materials, and supplies necessary for the performance of the Contract Activities unless otherwise specified in Schedule A.*

*Contractor must: (a) perform the Contract Activities in a timely, professional, safe, and workmanlike manner consistent with standards in the trade, profession, or industry; (b) meet or exceed the performance and operational standards, and specifications of the Contract; (c) provide all Contract Activities in good quality, with no material defects; (d) not interfere with the State’s operations; (e) obtain and maintain all necessary licenses, permits or other authorizations necessary for the performance of the Contract; (f) cooperate with the State, including the State’s quality assurance personnel, and any third party to achieve the objectives of the Contract; (g) return to the State any State-furnished equipment or other resources in the same condition as when provided when no longer required for the Contract; (h) assign to the State any claims resulting from state or federal antitrust violations to the extent that those violations concern materials or services supplied by third parties toward fulfillment of the Contract; (i) comply with all State physical and IT security policies and standards which will be made available upon request; and (j) provide the State priority in performance of the Contract except as mandated by federal disaster response requirements. Any breach under this paragraph is considered a material breach.*

*Contractor must also be clearly identifiable while on State property by wearing identification issued by the State, and clearly identify themselves whenever making contact with the State.*

2. **Notices.** All notices and other communications required or permitted under this Contract must be in writing and will be considered given and received: (a) when verified by written receipt if sent by courier; (b) when actually received if sent by mail without verification of receipt; or (c) when verified by automated receipt or electronic logs if sent by facsimile or email.
3. **Contract Administrator.** The Contract Administrator, or the individual duly authorized for each party, is the only person authorized to modify any terms of this Contract, and approve and execute any change under this Contract (each a “**Contract Administrator**”):
4. **Program Manager.** The Program Manager for each party will monitor and coordinate the day-to-day activities of the Contract (each a “**Program Manager**”):
5. **Performance Guarantee.** Contractor must at all times have financial resources sufficient, in the opinion of the State, to ensure performance of the Contract and must provide proof upon request. The State may require a performance bond (as specified in Schedule A – Statement of Work) if, in the opinion of the **State with Contractor’s concurrence**, it will ensure performance of the Contract.
6. **Insurance Requirements.**

**See Schedule C.**

- 7. Administrative Fee and Reporting.** Contractor must pay an administrative fee of 1% on all payments made to Contractor under the Contract including transactions with the State (including its departments, divisions, agencies, offices, and commissions), MiDEAL members, and other states (including governmental subdivisions and authorized entities). Administrative fee payments must be made online by check or credit card at: <https://www.thepayplace.com/mi/dtmb/adminfee>

Contractor must submit an itemized purchasing activity report, which includes at a minimum, the name of the purchasing entity and the total dollar volume in sales. Reports should be mailed to [MiDeal@michigan.gov](mailto:MiDeal@michigan.gov).

The administrative fee and purchasing activity report are due within 30 calendar days from the last day of each calendar quarter.

- 8. Extended Purchasing Program.** This contract is extended to MiDEAL members. MiDEAL members include local units of government, school districts, universities, community colleges, and nonprofit hospitals. A current list of MiDEAL members is available at [www.michigan.gov/mideal](http://www.michigan.gov/mideal).

Upon written agreement between the State and Contractor, this contract may also be extended to: (a) other states (including governmental subdivisions and authorized entities) and (b) State of Michigan employees.

*If extended, Contractor must supply all Contract Activities at the established Contract prices and terms. The State reserves the right to impose an administrative fee and negotiate additional discounts based on any increased volume generated by such extensions.*

Contractor must submit invoices to, and receive payment from, extended purchasing program members on a direct and individual basis.

- 9. Relationship of the Parties.** The relationship between the parties is that of independent contractors. Contractor, its employees, and agents will not be considered employees of the State. No partnership or joint venture relationship is created by virtue of this Contract. Contractor, and not the State, is responsible for the payment of wages, benefits and taxes of Contractor's employees and any subcontractors. Prior performance does not modify Contractor's status as an independent contractor. Neither party has authority to contract for nor bind the other party in any manner whatsoever.
- 10. Intellectual Property Rights.** If Schedule A, Statement of Work, requires Contractor to create any intellectual property, Contractor hereby acknowledges that the State is and will be the sole and exclusive owner of all right, title, and interest in the Contract Activities and all associated intellectual property rights, if any. Such Contract Activities are works made for hire as defined in Section 101 of the Copyright Act of 1976. To the extent any Contract Activities and related intellectual property do not qualify as works made for hire under the Copyright Act, Contractor will, and hereby does, immediately on its creation, assign, transfer and otherwise convey to the State, irrevocably and in perpetuity, throughout the universe, all right, title and interest in and to the Contract Activities, including all intellectual property rights therein. *Notwithstanding the above, nothing in the Contract or the performance thereof will convey, license, or otherwise transfer any right, title, or interest in any intellectual property or other proprietary rights, including but not limited to, derivative intellectual property and know-how created with respect to pre-existing intellectual property of Contractor, created prior to the execution of this Contract.* Contractor does grant State a perpetual and irrevocable license throughout the universe for the use of any such pre-existing intellectual property of Contractor, excluding third-party Original Equipment Manufacturer ("OEM") intellectual property subject to OEM licensing terms, that may have been incorporated into or otherwise made part of the Contract Activities for all purposes intended, under the terms of this Contract.
- 11. Contract Activities including Software.** If Contractor is providing Contract Activities that require the use of Contractor Software, the following terms apply:
- a. License Grant by Contractor:** Contractor hereby grants to the State, exercisable by and through its Authorized Users, a nonexclusive, royalty-free, irrevocable right and license during the Term and such additional periods, if any, as Contractor is required to provide Contract Activities under this Contract or any

*Statement of Work, to: (a) access and use the Software, including in operation with other software, hardware, systems, networks and services, for the State's business purposes, including for processing State Data; (b) generate, print, copy, upload, download, store and otherwise process all GUI, audio, visual, digital and other output, displays and other content as may result from any access to or use of the Software; (c) prepare, reproduce, print, download and use a reasonable number of copies of the Documentation for any use of the Software under this Contract; and (d) access and use the Software for all such non-production uses and applications as may be necessary or useful for the effective use of the Contract Activities hereunder, including for purposes of analysis, development, configuration, integration, testing, training, maintenance, support and repair, which access and use will be without charge and not included for any purpose in any calculation of the State's or its Authorized Users' use of the Software, including for purposes of assessing any Fees or other consideration payable to Contractor or determining any excess use of the Software as described below.*

- b. License Restrictions on the State.** *The State will not: (a) rent, lease, lend, sell, sublicense, assign, distribute, publish, transfer or otherwise make the Software available to any third party, except as expressly permitted by this Contract or in any Statement of Work; or (b) use or authorize the use of the Software or Documentation in any manner or for any purpose that is unlawful under applicable law.*
- c. Use by the State.** *The State will pay Contractor the corresponding Fees set forth in a Statement of Work or Pricing Schedule for all Authorized Users access and use of the Software. Such Fees will be Contractor's sole and exclusive remedy for use of the Software, including any excess use.*
- d. Certification by the State to the Contractor, if applicable.** *To the extent that a License granted to the State is not unlimited, Contractor may request written certification from the State regarding use of the Software for the sole purpose of verifying compliance with the Contract. Such written certification may occur no more than once in any 24 month period during the Term of the Contract. The State will to respond to any such request within 45 calendar days of receipt. If the State's use is greater than contracted, Contractor may invoice the State for any unlicensed use (and related support) pursuant to the terms of this Contract at the rates set forth in Schedule B, and the unpaid license and support fees shall be payable in accordance with the terms of the Contract. Payment under this provision shall be Contractor's sole and exclusive remedy to cure these issues.*
- e. Definitions.**

- (1) **"Software"** means Contractor's software as set forth in a Statement of Work, provided to the State that is necessary for use of the Contract Activities.
- (2) **"Documentation"** means all user manuals, operating manuals, technical manuals and any other instructions, specifications, documents or materials, in any form or media, that describe the functionality, installation, testing, operation, use, maintenance, support, technical or other components, features or requirements of the Software or Contract Activities.
- (3) **"Authorized Users"** means all persons authorized by the State to access and use the Software or Contract Activities under this Contract.

- 12. Subcontracting.** *Contractor may not delegate any of its obligations under the Contract without the prior written approval of the State. Contractor must notify the State at least 90 calendar days before*

*the proposed delegation and provide the State any information it requests to determine whether the delegation is in its best interest. If approved, Contractor must: (a) be the sole point of contact regarding all contractual matters, including payment and charges for all Contract Activities; (b) make all payments to the subcontractor; and (c) incorporate the terms and conditions contained in this Contract in any subcontract with a subcontractor. Contractor remains responsible for the completion of the Contract Activities, compliance with the terms of this Contract, and the acts and omissions of the subcontractor. The State, in its sole discretion, may require the replacement of any subcontractor.*

- 13. Staffing.** *The State's Contract Administrator may require Contractor to remove or reassign personnel by providing a notice to Contractor.*

- 14. Background Checks.** Pursuant to Michigan law, all agencies subject to IRS Pub. 1075 are required to ask the Michigan State Police to perform fingerprint background checks on all employees, including Contractor and Subcontractor employees, who may have access to any database of information maintained by the federal government that contains confidential or personal information, including, but not limited to, federal tax information. Further, pursuant to Michigan law, any agency described above is prohibited from providing Contractors or Subcontractors with the result of such background check. For more information, please see Michigan Public Act 427 of 2018. Upon request, or as may be specified in Schedule A, Contractor must perform background checks on all employees and subcontractors and its employees prior to their assignment. The scope is at the discretion of the State and documentation must be provided as requested. Contractor is responsible for all costs associated with the requested background checks. The State, in its sole discretion, may also perform background checks.
- 15. Assignment.** Contractor may not assign this Contract to any other party without the prior approval of the State, which will not be unreasonably withheld. However, Contractor may assign its rights and obligations under this Agreement or any Order without the consent of the State to any subsidiary, parent, or affiliate that controls, is controlled by, or is under common control with that party upon no less than 90 days prior notice being provided to the State in writing. If the State determines that a novation of the Contract to another governmental entity is necessary, Contractor will agree to the novation and provide all necessary documentation and signatures.
- 16. Change of Control.** Contractor will notify the State, within 30 days of any public announcement or otherwise once legally permitted to do so, of a change in Contractor's organizational structure or ownership. For purposes of this Contract, a change in control means any of the following: (a) a sale of more than 50% of Contractor's stock; (b) a sale of substantially all of Contractor's assets; (c) a change in a majority of Contractor's board members; (d) consummation of a merger or consolidation of Contractor with any other entity; (e) a change in ownership through a transaction or series of transactions; (f) or the board (or the stockholders) approves a plan of complete liquidation. A change of control does not include any consolidation or merger effected exclusively to change the domicile of Contractor, or any transaction or series of transactions principally for bona fide equity financing purposes.
- In the event of a change of control, Contractor must require the successor to assume this Contract and all of its obligations under this Contract.*
- 17. Ordering.** Contractor is not authorized to begin performance until receipt of authorization as identified in Schedule A.
- 18. Acceptance.** Contract Activities are subject to inspection and testing by the State within 30 calendar days of the State's receipt of them ("State Review Period"), unless otherwise provided in Schedule A or Schedule J. If the Contract Activities are not fully accepted by the State, the State will notify Contractor by the end of the State Review Period that either: (a) the Contract Activities are accepted but noted deficiencies must be corrected; or (b) the Contract Activities are rejected. If the State finds material deficiencies, it may: (i) reject the Contract Activities without performing any further inspections; (ii) demand performance at no additional cost; or (iii) terminate this Contract in accordance with Section 25, Termination for Cause.

*Within 10 business days from the date of Contractor's receipt of notification of acceptance with deficiencies or rejection of any Contract Activities, Contractor must cure, at no additional cost, the deficiency and deliver unequivocally acceptable Contract Activities to the State. If acceptance with deficiencies or rejection of the Contract Activities impacts the content or delivery of other noncompleted Contract Activities, the parties' respective Program Managers must determine an agreed to number of days for re-submission that minimizes the overall impact to the Contract. However, nothing herein affects, alters, or relieves Contractor of its obligations to correct deficiencies in accordance with the time response standards set forth in this Contract.*

*If Contractor is unable or refuses to correct the deficiency within the time response standards set forth in this Contract, the State may cancel the order in whole or in part. The State, or a third party identified by the State, may perform the Contract Activities and recover the difference between the cost to cure and the Contract price.*

To the extent that Contract Activities includes the provision of a Services through the use of an online portal, as set forth the Schedule A, Statement of Work, Contractor must comply with the Service Level Agreement set forth in Schedule D of this Contract.

19. **Delivery.** Contractor must deliver all Contract Activities F.O.B. destination, within the State premises with transportation and handling charges paid by Contractor, unless otherwise specified in Schedule A. All containers and packaging become the State's exclusive property upon acceptance.
20. **Reserved.**
21. **Warranty Period.** The warranty period, if applicable, for Contract Activities is a fixed period commencing on the date specified in Schedule A. If the Contract Activities do not function as warranted during the warranty period, the State may return such non-conforming Contract Activities to the Contractor for a refund according to the terms of each specific product or services warranty coverage terms.
22. **Invoices and Payment.** Invoices must conform to the requirements communicated from time-to-time by the State. All undisputed amounts are payable within 45 days of the State's receipt. Contractor may only charge for Contract Activities provided as specified in Schedule A. Invoices must include an itemized statement of all charges. The State is exempt from State sales tax for direct purchases and may be exempt from federal excise tax, if Services purchased under this Agreement are for the State's exclusive use. Notwithstanding the foregoing, all fees are exclusive of taxes. Taxes, fees and surcharge not exempted by the State's valid exemption certificate may apply to the State.

The State has the right to withhold payment of any disputed amounts until the parties agree as to the validity of the disputed amount. The State will notify Contractor of any dispute within a reasonable time. Payment by the State will not constitute a waiver of any rights as to Contractor's continuing obligations, including claims for deficiencies or substandard Contract Activities. Contractor's acceptance of final payment by the State constitutes a waiver of all claims by Contractor against the State for payment under this Contract, other than those claims previously filed in writing on a timely basis and still disputed.

The State will only disburse payments under this Contract through Electronic Funds Transfer (EFT). Contractor must register with the State at <http://www.michigan.gov/SIGMAVSS> to receive electronic fund transfer payments. If Contractor does not register, the State is not liable for failure to provide payment. Without prejudice to any other right or remedy it may have, the State reserves the right to set off at any time any amount then due and owing to it by Contractor against any amount payable by the State to Contractor under this Contract.

23. **Liquidated Damages.** Liquidated damages, if applicable., will be assessed in accordance with the terms of the Contract. The parties understand and agree that any liquidated damages (which includes but is not limited to applicable credits) set forth in this Contract are reasonable estimates of the State's damages in accordance with applicable law. The parties acknowledge and agree that Contractor could incur liquidated damages for more than 1 event. The assessment of liquidated damages will not constitute a waiver or release of any other remedy the State may have under this Contract for Contractor's breach of this Contract, including without limitation, the State's right to terminate this Contract for cause under Section 25 and the State will be entitled in its discretion to recover actual damages caused by Contractor's failure to perform its obligations under this Contract. However, the State will reduce such actual damages by the amounts of liquidated damages received for the same events causing the actual damages. Amounts due the State as liquidated damages may be set off against any fees payable to Contractor under this Contract, or the State may bill Contractor as a separate item and Contractor will promptly make payments on such bills..
24. **Stop Work Order.** The State may suspend any or all activities under the Contract at any time. The State will provide Contractor a written stop work order detailing the suspension. Contractor must comply with the stop work order upon receipt. Within 90 calendar days, or any longer period agreed to by Contractor, the State will either: (a) issue a notice authorizing Contractor to resume work, or (b) terminate the Contract or delivery order. The State will not pay for Contract Activities, Contractor's lost profits, or any additional compensation during a stop work period.

- 25. Termination for Cause.** *The State may terminate this Contract for cause, in whole or in part, if Contractor, as determined by the State: (a) endangers the value, integrity, or security of any location, data, or personnel; (b) becomes insolvent, petitions for bankruptcy court proceedings, or has an involuntary bankruptcy proceeding filed against it by any creditor; (c) engages in any conduct that may expose the State to liability; (d) breaches any of its material duties or obligations; or (e) fails to cure a breach within the time stated in a notice of breach. Any reference to specific breaches being material breaches within this Contract will not be construed to mean that other breaches are not material.*

*If the State terminates this Contract under this Section, the State will issue a termination notice specifying whether Contractor must: (a) cease performance immediately, or (b) continue to perform for a specified period. If it is later determined that Contractor was not in breach of the Contract, the termination will be deemed to have been a Termination for Convenience, effective as of the same date, and the rights and obligations of the parties will be limited to those provided in Section 26, Termination for Convenience.*

*The State will only pay for amounts due to Contractor for Contract Activities accepted by the State on or before the date of termination, subject to the State's right to set off any amounts owed by the Contractor for the State's reasonable costs in terminating this Contract. The Contractor must pay all reasonable costs incurred by the State in terminating this Contract for cause, including administrative costs, attorneys' fees, court costs, transition costs, and any costs the State incurs to procure the Contract Activities from other sources.*

- 26. Termination for Convenience.** *The State may terminate this Contractor its convenience, in whole or part, if the State determines that a termination is in the State's best interest. Reasons for the termination must be left to the sole discretion of the State and may include, but not necessarily be limited to (a) the State no longer needs the Services or products specified in the Contract, (b) relocation of office, program changes, changes in laws, rules, or regulations make implementation of the Services no longer practical or feasible, (c) unacceptable prices for Additional Services or New Work requested by the State, or (d) falsification or misrepresentation, by inclusion or non-inclusion, of information material to a response to any RFP issued by the State, or (e) non-appropriation or negative appropriation of the funds used to pay for the Contract. The State may terminate this Contract for its convenience, in whole or in part, by giving Contractor written notice. State will use all reasonable efforts to ensure that any such notice is provided at least 30 days before the date of termination. If the State chooses to terminate this Contract in part, the charges payable under this Contract must be equitably adjusted to reflect those Services/Deliverables that are terminated. Services and related provisions of this Contract that are terminated for convenience must cease on the effective date of the termination.*

*If the State terminates this Contract before its expiration for its own convenience, the State must pay Contractor for all charges due for Services provided before the date of termination including (1) all unpaid amounts for Service actually provided and accepted including third party obligations; (2) 100% of the remaining monthly recurring charges for months 1-12 from the Effective Date of this Contract*

- 27. Transition Responsibilities.** *Upon termination or expiration of this Contract for any reason, Contractor must, for a period of time specified by the State (in a timeline in accordance with Schedule G), provide all reasonable transition assistance requested by the State, to allow for the expired or terminated portion of the Contract Activities to continue without interruption or adverse effect, and to facilitate the orderly transfer of such Contract Activities to the State or its designees. Such transition assistance may include, but is not limited to: (a) continuing to perform the Contract Activities at the established Contract rates; (b) taking all reasonable and necessary measures to transition performance of the work, including all applicable Contract Activities, training, equipment, software, leases, reports and other documentation, to the State or the State's designee; (c) taking all necessary and appropriate steps, or such other action as the State may direct, to preserve, maintain, protect, or return to the State all materials, data, property, and confidential information provided directly or indirectly to Contractor by any entity, agent, vendor, or employee of the State; (d) transferring title in and delivering to the State, at the State's discretion, all completed or partially completed deliverables prepared under this Contract as of the Contract termination date; and (e) preparing an accurate accounting from which the State and Contractor may reconcile all outstanding accounts (collectively, "Transition Responsibilities"). This Contract will automatically be extended through the end of the transition period.*

**28. General Indemnification.** *Contractor must defend, indemnify, and hold the State, its departments, divisions, agencies, offices, commissions, officers, and employees harmless, without limitation, from and against any and all third-party actions, claims, losses, liabilities, damages, costs, attorney fees, and expenses (including those*



required to establish the right to indemnification), arising directly from the performance of this Agreement or relating to: (a) any breach of any of the promises, agreements, representations, warranties, or insurance requirements contained in this Contract caused by the negligence, willful misconduct, or fraud of Contractor (or any of contractor's employees, agents, subcontractors, or any anyone else for whose acts any of them may be liable); any bodily injury, death, or damage to real or tangible personal property occurring wholly or in part due to action or inaction by Contractor (or any of Contractor's employees, agents, subcontractors, or by anyone else for whose acts any of them may be liable).

Notwithstanding the foregoing, Contractor shall not be required to indemnify the State for any claim, loss, damage, expense, or liability to the extent it arises from the gross negligence or willful misconduct of the State, its departments, divisions, agencies, offices, commissions, officers, and employees. The State will notify Contractor in writing if indemnification is sought; however, failure to do so will not relieve Contractor, except to the extent that Contractor is materially prejudiced. Contractor must, to the satisfaction of the State, demonstrate its financial ability to carry out these obligations.

The State is entitled to: (i) regular updates on proceeding status; (ii) participate in the defense of the proceeding; (iii) employ its own counsel; and to (iv) retain control of the defense, at its own cost and expense, if the State deems necessary. Contractor will not, without the State's prior written consent (not to be unreasonably withheld), settle, compromise, or consent to the entry of any judgment in or otherwise seek to terminate any claim, action, or proceeding.

Any litigation activity on behalf of the State, or any of its subdivisions under this Section, must be coordinated with the Department of Attorney General. An attorney designated to represent the State may not do so until approved by the Michigan Attorney General and appointed as a Special Assistant Attorney General.

The State is constitutionally prohibited from indemnifying Contractor or any third parties.

**29. Intellectual Property Infringement Indemnification.** Contractor shall defend the State against any third-party claim arising on or after the Effective Date and alleging that a Service, as provided by Contractor, infringes any patent, copyright, trademark, service mark, trade secret or other intellectual property right ("IP Right") of such third party; provided however, the foregoing will not apply to any claim based on: (i) the combination of Service with other products, services or functionality, (ii) Contractor's design or modification of a Service in accordance with the State's specific written instructions, specifications or requirements; (iii) use or operation by or on behalf of the State of a Service other than in accordance with this Agreement or other written documentation provided by Contractor; (iv) content, data, or other information provided by or on behalf of the State ("Customer Content"). Contractor will also pay any costs of settlement or any damages finally awarded by a court of competent jurisdiction against the State and payable to such third party as a result of such third-party claim, except that Contractor will have no liability or responsibility hereunder for any measure of costs or damages calculated upon the State's revenue or sales volume.

**29 (a). Intellectual Property Infringement Remedies.** If, in either party's opinion, any piece of equipment, software, commodity, or service supplied by Contractor or its subcontractors, or its operation, use or reproduction, is likely to become the subject of a copyright, patent, trademark, or trade secret infringement claim, Contractor must, at its expense: (a) procure for the State the right to continue using the equipment, software, commodity, or service, or if this option is not reasonably available to Contractor, (b) replace or modify the same so that it becomes non-infringing; or (c) accept its return by the State with appropriate credits to the State against Contractor's charges and reimburse the State for any losses or costs incurred as a consequence of the State ceasing its use and returning it.

**30. Limitation of Liability and Disclaimer of Damages.**

**30(a) State's Limitation of Liability. IN NO EVENT WILL THE STATE'S AGGREGATE LIABILITY TO CONTRACTOR—UNDER THIS CONTRACT, REGARDLESS OF THE FORM OF ACTION, WHETHER IN CONTRACT, TORT, NEGLIGENCE, STRICT LIABILITY OR BY STATUTE OR OTHERWISE, FOR ANY CLAIM RELATED TO OR ARISING UNDER THIS CONTRACT, EXCEED THE MAXIMUM AMOUNT OF FEES PAYABLE UNDER THIS CONTRACT.**

**30(b) Contractor Limitation of Liability.** EXCEPT AS SET FORTH EXPRESSLY, IN THIS SUBSECTION 30(b), IN NO EVENT WILL THE CONTRACTOR'S-AGGREGATE LIABILITY TO STATE UNDER THIS CONTRACT, REGARDLESS OF THE FORM OF ACTION, WHETHER IN CONTRACT, TORT, NEGLIGENCE, STRICT LIABILITY OR BY STATUTE OR OTHERWISE, FOR ANY CLAIM RELATED TO OR ARISING UNDER THIS CONTRACT, EXCEED THE TWICE THE MAXIMUM AMOUNT OF FEES PAYABLE UNDER THIS CONTRACT

THE LIMITATIONS OF LIABILITY SET FORTH IN THIS SUBSECTION 30(B) DO NOT APPLY TO CONTRACTOR'S CONTRACTUAL OBLIGATIONS RELATED TO INTELLECTUAL PROPERTY INFRINGEMENT INDEMNIFICATION, AND/OR GENERAL INDEMNIFICATION FOR PERSONAL INJURY, DEATH, OR TANGIBLE PROPERTY DAMAGE; NOR WILL ANY SUCH LIMITATIONS OF LIABILITY APPLY TO ANY ACTS OF GROSS NEGLIGENCE, AND/OR WILLFUL MISCONDUCT OF CONTRACTOR (TO INCLUDE ANY EMPLOYEE, SUBCONTRACTOR OR AGENT THEREOF). HOWEVER, NOTWITHSTANDING THE FOREGOING, CONTRACTOR'S LIABILITY TO THE STATE FOR ANY CLAIMS OR LIABILITIES BASED ON ANY OF CONTRACTOR'S CONTRACTUAL OBLIGATIONS RELATED TO STATE DATA WILL NOT EXCEED THE LESSER OF: 1) AN AMOUNT EQUAL TO 10 TIMES THE AMOUNT PAID BY STATE UNDER THE CONTRACT, OR 2) \$150M.

The State has established Information Technology (IT) PSPs to protect IT resources under the authority outlined in the overarching State 1305.00 Enterprise IT Policy. These PSPs describe the security measures employed by the State to protect State Data. Contractor's data security obligations are limited to those defined in Schedule E and to the Services that Contractor is providing under the Contract.

**30(c) Disclaimer of Damages.**

*Neither party will be liable to the other for any damages for lost profits, lost revenues, loss of goodwill, loss of anticipated savings or any indirect, incidental, special, consequential, exemplary, or punitive damages arising out of the performance or failure to perform under this Agreement or any Order. All damages not explicitly disclaimed herein shall be subject to the damage caps outlined above in 30(a) and 30(b).*

**31. Disclosure of Litigation, or Other Proceeding.** *Unless precluded from doing so by applicable law, or the ruling of a court of competent jurisdiction, Contractor will report any notice of any litigation, investigation, arbitration, or other proceeding (collectively, "Proceeding") involving Contractor, a subcontractor, or an officer or director of Contractor or subcontractor, that arises during the term of the Contract, within 30 days of the event occurring, if any of the following directly relate to this Contract and will materially and substantially impair Contractor's ability to perform under the Contract (a) a criminal Proceeding; (b) reserve; (c) a Proceeding under the Sarbanes-Oxley Act; (d) a civil Proceeding involving: (1) a claim that might reasonably be expected to adversely affect Contractor's viability or financial stability; or (2) a governmental or public entity's substantiated claim or written allegation of engaging in fraud; or (3) any complaint filed in a legal or administrative proceeding alleging the Contractor or its subcontractors discriminated against its employees, subcontractors, vendors, or suppliers during the term of this Contract; or (e) a Proceeding involving any license that Contractor is required to possess in order to perform under this Contract.*

**32. RESERVED.**

**33. State Data.**

**a. Ownership.** *The State's data ("State Data," which will be treated by Contractor as Confidential Information) includes: (a) the State's data, user data, and any other data collected, used, processed, stored, or generated as the result of the Contract Activities; (b) personally identifiable information ("PII") collected, used, processed, stored, or generated as the result of the Contract Activities, including, without limitation, any information that identifies an individual, such as an individual's social security number or other government-issued identification number, date of birth, address, telephone number, biometric data, mother's maiden name, email address, credit card information, or an individual's name in combination with any other of the elements here listed; and,*

*(c) protected health information ("PHI") collected, used, processed, stored, or generated as the result of the Contract Activities, which is defined under the Health Insurance Portability and Accountability Act (HIPAA)*

and its related rules and regulations. State Data is and will remain the sole and exclusive property of the State and all right, title, and interest in the same is reserved by the State.

- b. Contractor Use of State Data.** Contractor is provided a limited license to State Data for the sole and exclusive purpose of providing the Contract Activities, including a license to collect, process, store, generate, and display State Data only to the extent necessary in the provision of the Contract Activities. Contractor must: (a) keep and maintain State Data in strict confidence, using such degree of care as is appropriate and consistent with its obligations as further described in this Contract and applicable law to avoid unauthorized access, use, disclosure, or loss; (b) use and disclose State Data solely and exclusively for the purpose of providing the Contract Activities, such use and disclosure being in accordance with this Contract, any applicable Statement of Work, and applicable law; (c) keep and maintain State Data in the continental United States and (d) not use, sell, rent, transfer, distribute, commercially exploit, or otherwise disclose or make available State Data for Contractor's own purposes or for the benefit of anyone other than the State without the State's prior written consent. Contractor's misuse of State Data may violate state or federal laws, including but not limited to MCL 752.795.
- c. Extraction of State Data.** Contractor must, within 5 business days of the State's request, provide the State, without charge and without any conditions or contingencies whatsoever (including but not limited to the payment of any fees due to Contractor), an extract of the State Data in the format specified by the State.
- d. Backup and Recovery of State Data.** Unless otherwise specified in Schedule A, Contractor is responsible for maintaining a backup of State Data and for an orderly and timely recovery of such data. Unless otherwise described in Schedule A, Contractor must maintain a contemporaneous backup of State Data that can be recovered within 2 hours at any point in time.
- e. Loss or Compromise of Data.** In the event of any act, error or omission, negligence, misconduct, or breach on the part of Contractor that compromises or is suspected to compromise the security, confidentiality, or integrity of State Data or the physical, technical, administrative, or organizational safeguards put in place by Contractor that relate to the protection of the security, confidentiality, or integrity of State Data, Contractor must, as applicable: (a) notify the State as soon as practicable but no later than 24 hours of becoming aware of such occurrence; (b) cooperate with the State in investigating the occurrence, including making available all relevant records, logs, files, data reporting, and other materials required to comply with applicable law or as otherwise required by the State; (c) in the case of PII or PHI, at the State's sole election, (i) with approval and assistance from the State, notify the affected individuals who comprise the PII or PHI as soon as practicable but no later than is required to comply with applicable law, or, in the absence of any legally required notification period, within 5 calendar days of the occurrence; or (ii) reimburse the State for any costs in notifying the affected individuals; (d) in the case of PII, provide third-party credit and identity monitoring services to each of the affected individuals who comprise the PII for the period required to comply with applicable law, or, in the absence of any legally required monitoring services, for no less than 24 months following the date of notification to such individuals; (e) perform or take any other actions required to comply with applicable law as a result of the occurrence; (f) pay for any costs associated with the occurrence, including but not limited to any costs incurred by the State in investigating and resolving the occurrence, including reasonable attorney's fees associated with such investigation and resolution; (g) without limiting Contractor's obligations of indemnification as further described in this Contract, indemnify, defend, and hold harmless the State for any and all claims, including reasonable attorneys' fees, costs, and incidental expenses, which may be suffered by, accrued against, charged to, or recoverable from the State in connection with the occurrence; (h) be responsible for recreating lost State Data in the manner and on the schedule set by the State without charge to the State; and (i) provide to the State a detailed plan within 10 calendar days of the occurrence describing the measures Contractor will undertake to prevent a future occurrence. Notification to affected individuals, as described above, must comply with applicable law, be written in plain language, not be tangentially used for any solicitation purposes, and contain, at a minimum: name and contact information of Contractor's representative; a description of the nature of the loss; a list of the types of data involved; the known or approximate date of the loss; how such loss may affect the affected individual; what steps Contractor has taken to protect the affected individual; what steps the affected individual can take to protect himself or herself; contact information for major credit card reporting agencies; and, information regarding the credit and identity monitoring services to be provided by Contractor. The State will have the option to review and approve any notification sent to affected individuals prior to its delivery. Notification to

any other party, including but not limited to public media outlets, must be reviewed and approved by the State in writing prior to its dissemination. The parties agree that any damages relating to a breach of this Section 33 are to be considered direct damages and not consequential damages.

**34. Non-Disclosure of Confidential Information.** The parties acknowledge that each party may be exposed to or acquire communication or data of the other party that is confidential, privileged communication not intended to be disclosed to third parties.

- a. Meaning of Confidential Information.** For the purposes of this Contract, the term “**Confidential Information**” means all information and documentation of a party that: (a) has been marked “confidential” or with words of similar meaning, at the time of disclosure by such party; (b) if disclosed orally or not marked “confidential” or with words of similar meaning, was subsequently summarized in writing by the disclosing party and marked “confidential” or with words of similar meaning; or, (c) should reasonably be recognized as confidential information of the disclosing party. The term “Confidential Information” does not include any information or documentation that was or is: (a) subject to disclosure under the Michigan Freedom of Information Act (FOIA); (b) already in the possession of the receiving party without an obligation of confidentiality; (c) developed independently by the receiving party, as demonstrated by the receiving party, without violating the disclosing party’s proprietary rights; (d) obtained from a source other than the disclosing party without an obligation of confidentiality; or, (e) publicly available when received, or thereafter became publicly available (other than through any unauthorized disclosure by, through, or on behalf of, the receiving party). For purposes of this Contract, in all cases and for all matters, State Data is deemed to be Confidential Information.
- b. Obligation of Confidentiality.** The parties agree to hold all Confidential Information in strict confidence and not to copy, reproduce, sell, transfer, or otherwise dispose of, give or disclose such Confidential Information to third parties other than employees, agents, or subcontractors of a party who have a need to know in connection with this Contract or to use such Confidential Information for any purposes whatsoever other than the performance of this Contract. The parties agree to advise and require their respective employees, agents, and subcontractors of their obligations to keep all Confidential Information confidential. Disclosure to a subcontractor is permissible where: (a) use of a subcontractor is authorized under this Contract; (b) the disclosure is necessary or otherwise naturally occurs in connection with work that is within the subcontractor's responsibilities; and (c) Contractor obligates the subcontractor in a written contract to maintain the State's Confidential Information in confidence. At the State's request, any employee of Contractor or any subcontractor may be required to execute a separate agreement to be bound by the provisions of this Section.
- c. Cooperation to Prevent Disclosure of Confidential Information.** Each party must use its best efforts to assist the other party in identifying and preventing any unauthorized use or disclosure of any Confidential Information. Without limiting the foregoing, each party must advise the other party immediately in the event either party learns or has reason to believe that any person who has had access to Confidential Information has violated or intends to violate the terms of this Contract and each party will cooperate with the other party in seeking injunctive or other equitable relief against any such person.
- d. Remedies for Breach of Obligation of Confidentiality.** Each party acknowledges that breach of its obligation of confidentiality may give rise to irreparable injury to the other party, which damage may be inadequately compensable in the form of monetary damages. Accordingly, a party may seek and obtain injunctive relief against the breach or threatened breach of the foregoing undertakings, in addition to any other legal remedies which may be available, to include, in the case of the State, at the sole election of the State, the immediate termination, without liability to the State, of this Contract or any Statement of Work corresponding to the breach or threatened breach.
- e. Surrender of Confidential Information upon Termination.** Upon termination of this Contract or a Statement of Work, in whole or in part, each party must, within 5 calendar days from the date of termination, return to the other party any and all Confidential Information received from the other party under or related to this Contract, or created or received by a party on behalf of the other party under or related to this Contract, which are in such party’s possession, custody, or control; provided, however, that Contractor must return State Data to the State following the timeframe and procedure described further in this Contract. Should Contractor or the State determine that the return of any Confidential Information is not feasible, such party must continue

to maintain the confidentiality of the Confidential Information and destroy such information in accordance with Contractor's retention policy, certifying in writing the destruction within 5 calendar days of such destruction. However, the State's legal ability to destroy Contractor data may be restricted by its retention and disposal schedule, in which case Contractor's Confidential Information will be destroyed after the retention period expires.

### **35. Data Privacy and Information Security.**

- a. Undertaking by Contractor.** Without limiting Contractor's obligation of confidentiality as further described, Contractor is responsible for establishing and maintaining a data privacy and information security program, including physical, technical, administrative, and organizational safeguards, that is designed to: (a) ensure the security and confidentiality of the State Data; (b) protect against any anticipated threats or hazards to the security or integrity of the State Data; (c) protect against unauthorized disclosure, access to, or use of the State Data; (d) ensure the proper disposal of State Data; and (e) ensure that all employees, agents, and subcontractors of Contractor, if any, comply with all of the foregoing. In no case will the safeguards of Contractor's data privacy and information security program be less stringent than the safeguards used by the State, and Contractor must at all times comply with all applicable State IT policies and standards, which are available to Contractor upon request. Contractor must comply with the requirements of the Data Security Schedule, found in Schedule E.
- b. Audit by Contractor.** No less than annually, Contractor must conduct a comprehensive independent third-party audit of its data privacy and information security program and provide such audit findings to the State.
- c. Right of Audit by the State.** Without limiting any other audit rights of the State, the State has the right to review Contractor's data privacy and information security program prior to the commencement of Contract Activities and from time to time during the term of this Contract. During the providing of the Contract Activities, on an ongoing basis from time to time and without notice, the State, at its own expense, is entitled to perform, or to have performed, an on-site audit of Contractor's data privacy and information security program. In lieu of an on-site audit, upon request by the State, Contractor agrees to complete, within 45 calendar days of receipt, an audit questionnaire provided by the State regarding Contractor's data privacy and information security program.
- d. Audit Findings.** Contractor must implement any required safeguards as identified by the State or by any audit of Contractor's data privacy and information security program.
- e. State's Right to Termination for Deficiencies.** The State reserves the right, at its sole election, to immediately terminate this Contract or a Statement of Work without limitation and without liability if the State determines that Contractor fails or has failed to meet its obligations under this Section.

### **36. Payment Card Industry Data Security Standard.**

- a. Undertaking by Contractor.** Contractors that process, transmit, store or affect the security of credit/debit cardholder data, must adhere to the Payment Card Industry Data Security Standard (PCI DSS). The Contractor is responsible for the security of cardholder data in its possession. The data may only be used to assist the State or for other uses specifically authorized by law.
- b. Cooperation to Notify of Breach.** The Contractor must notify the State's Contract Administrator, within 48 hours of discovery, of any breaches in security where cardholder data has been compromised. In that event, the Contractor must provide full cooperation to the card associations (e.g. Visa, MasterCard, Discover, and American Express) and state acquirer representative(s), or a PCI approved third party, to conduct a thorough security review. The review must validate compliance with the PCI Data Security Standard for protecting cardholder data. The Contractor must provide, at the request of the State, the results of such third-party security review. At the State's sole discretion, the State may perform its own security review, either by itself or through a PCI approved third party.

- c. **Responsibilities for Costs Incurred.** The Contractor is responsible for all costs incurred as the result of the breach. Costs may include, but are not limited to, fines/fees for non-compliance, card reissuance, credit monitoring, and any costs associated with a card association, PCI approved third party, or State initiated security review. Without limiting Contractor's obligations of indemnification as further described in this Contract, Contractor must indemnify, defend, and hold harmless the State for any and all claims, including reasonable attorneys' fees, costs, and incidental expenses, which may be suffered by, accrued against, charged to, or recoverable from the State in connection with the breach.
- d. **Disposing of Cardholder Data.** The Contractor must dispose of cardholder data when it is no longer needed in compliance with the PCI security standard. The Contractor must continue to treat cardholder data as confidential upon contract termination.
- e. **Audit by Contractor.** The Contractor must provide the State's Contract Administrator with an annual Service Provider Attestation of Compliance (AOC) or a Report on Compliance (ROC) showing the contractor is in compliance with the PCI Data Security Standard. The Contractor must notify the State's Contract Administrator of all failures to comply with the PCI Data Security Standard.

37. **CEPAS Electronic Receipt Processing Standard.** All electronic commerce applications that allow for electronic receipt of credit or debit card and electronic check transactions must be processed via the State's Centralized Electronic Payment Authorization System (CEPAS). To minimize the risk to the State, full credit/debit card numbers, sensitive authentication data, and full bank account information must never be stored on state-owned IT resources.

38. **Records Maintenance, Inspection, Examination, and Audit.** Pursuant to MCL 18.1470, the State or its designee may audit Contractor to verify compliance with this Contract. Contractor must retain and provide to the State or its designee and the auditor general upon request, all records related to the Contract through the term of the Contract and for 4 years after the latter of termination, expiration, or final payment under this Contract or any extension ("Audit Period"). If an audit, litigation, or other action involving the records is initiated before the end of the Audit Period, Contractor must retain the records until all issues are resolved.

Within 10 calendar days of providing notice, the State and its authorized representatives or designees have the right to enter and inspect Contractor's premises or any other places where Contract Activities are being performed, and examine, copy, and audit all records related to this Contract. Contractor must cooperate and provide reasonable assistance. If financial errors are revealed, the amount in error must be reflected as a credit or debit on subsequent invoices until the amount is paid or refunded. Any remaining balance at the end of the Contract must be paid or refunded within 45 calendar days.

This Section applies to Contractor, any parent, affiliate, or subsidiary organization of Contractor, and any subcontractor that performs Contract Activities in connection with this Contract.

39. **Representations and Warranties.** Contractor represents and warrants: (a) Contractor is the owner or licensee of any Contract Activities that it licenses, sells, or develops and Contractor has the rights necessary to convey title, ownership rights, or licensed use; (b) all Contract Activities are delivered free from any security interest, lien, or encumbrance and will continue in that respect; (c) the Contract Activities will not infringe the patent, trademark, copyright, trade secret, or other proprietary rights of any third party; (d) Contractor must assign or otherwise transfer to the State or its designee (Contractor) any manufacturer's warranty for the Contract Activities; the Contract signatory has the authority to enter into this Contract; (f) all information furnished by Contractor in connection with the Contract fairly and accurately represents Contractor's business, properties, finances, and operations as of the dates covered by the information, and Contractor will inform the State of any material adverse changes; (g) all information furnished and representations made in connection with the award of this Contract is true, accurate, and complete, and contains no false statements or omits any fact that would make the information misleading; and that (h) Contractor is neither currently engaged in nor will engage in the boycott of a person based in or doing business with a strategic partner as described in 22 USC 8601 to 8606. A breach of this Section is considered a material breach of this Contract, which entitles the State to terminate this Contract under Section 25, Termination for Cause.



- 40. Conflicts and Ethics.** Contractor will uphold high ethical standards and is prohibited from: (a) holding or acquiring an interest that would conflict with this Contract; (b) doing anything that creates an appearance of impropriety with respect to the award or performance of the Contract; (c) attempting to influence or appearing to influence any State employee by the direct or indirect offer of anything of value; or (d) paying or agreeing to pay any person, other than employees and consultants working for Contractor, any consideration contingent upon the award of the Contract. Contractor must immediately notify the State of any violation or potential violation of these standards. This Section applies to Contractor, any parent, affiliate, or subsidiary organization of Contractor, and any subcontractor that performs Contract Activities in connection with this Contract.
- 41. Compliance with Laws.** Contractor must comply with **all applicable** federal, state and local laws, rules and regulations.
- 42. Prevailing Wage.** Contractor must comply with prevailing wage requirements, to the extent applicable to this Contract and under the law.
- 43. State Printing.** All printing in Michigan must be performed by a business that meets one of the following: (a) have authorized use of the Allied Printing Trades Council union label in the locality in which the printing services will be performed; (b) have on file with the Michigan Secretary of State, a sworn statement indicating that employees producing the printing are receiving prevailing wages and are working under conditions prevalent in the locality in which the printing services will be performed; or (c) have a collective bargaining agreement in effect and the employees are represented by an operations that is not influenced or controlled by management.
- 44. Nondiscrimination.** Under the Elliott-Larsen Civil Rights Act, 1976 PA 453, MCL 37.2101, et seq., the Persons with Disabilities Civil Rights Act, 1976 PA 220, MCL 37.1101, et seq., and [Executive Directive 2019-09](#). Contractor and its subcontractors agree not to discriminate against an employee or applicant for employment with respect to hire, tenure, terms, conditions, or privileges of employment, or a matter directly or indirectly related to employment, because of race, color, religion, national origin, age, sex (as defined in Executive Directive 2019-09), height, weight, marital status, partisan considerations, any mental or physical disability, or genetic information that is unrelated to the person's ability to perform the duties of a particular job or position. Breach of this covenant is a material breach of this Contract.
- 45. Unfair Labor Practice.** Under MCL 423.324, the State may void any Contract with a Contractor or subcontractor who appears on the Unfair Labor Practice register compiled under MCL 423.322.
- 46. Governing Law.** This Contract is governed, construed, and enforced in accordance with Michigan law, excluding choice-of-law principles, and all claims relating to or arising out of this Contract are governed by Michigan law, excluding choice-of-law principles. Any dispute arising from this Contract must be resolved in the Michigan Court of Claims. Complaints against the State must be initiated in Ingham County, Michigan. Contractor waives any objections, such as lack of personal jurisdiction or forum non convenience. **Contractor must appoint an agent in Michigan to receive service of process.**
- 47. Non-Exclusivity.** Nothing contained in this Contract is intended nor is to be construed as creating any requirements contract with Contractor, nor does it provide Contractor with a right of first refusal for any future work. This Contract does not restrict the State or its agencies from acquiring similar, equal, or like Contract Activities from other sources.
- 48. Force Majeure -** Neither party will be liable for any default, damage, or delay in the performance of its obligations under the Contract to the extent the default, damage, or delay is the result of any cause beyond the foreseeability and reasonable control of a party (an "Excusable Failure"), including but not limited to disasters or acts of God. Each party will use commercially reasonable efforts to resume performance. The Contractor will not be relieved of a breach or delay caused by its subcontractors unless it is the result of an Excusable Failure. In the event of any delay or non-performance within the Contractor's foreseeability or control, the Contractor commits to employ all reasonable efforts to remedy the situation promptly. This may include, but is not limited to, reallocating resources, employing additional or substitute personnel, and working additional or overtime hours as necessary to meet the performance requirements and deadlines stipulated in the Contract. The Contractor will also maintain a robust contingency plan, including detailed disaster recovery and business continuity plans, to minimize the impact of any disruptions to service delivery. Contractor shall provide the State with a copy of

these plans. Defaults or delays in performance by Contractor which are caused by acts or omissions of its Subcontractors will not relieve Contractor of its obligations under the Contract. Contractor will manage its Subcontractors proactively and employ all reasonable means to circumvent or mitigate any effects of a Subcontractor's default or delay in performance. Contractor will be prepared to report regularly to the State on the status of any delayed services or deliverables, the measures being taken to address the delay, and when the Contractor expects to be back on schedule. If immediate performance is necessary to ensure public health and safety, the State may immediately contract with a third party.

- 49. Dispute Resolution.** The parties will endeavor to resolve any Contract dispute in accordance with this provision. The dispute will be referred to the parties' respective Contract Administrators or Program Managers. Such referral must include a description of the issues and all supporting documentation. The parties must submit the dispute to a senior executive if unable to resolve the dispute within 15 business days. The parties will continue performing while a dispute is being resolved, unless the dispute precludes performance. A dispute involving payment does not preclude performance.

Litigation to resolve the dispute will not be instituted until after the dispute has been elevated to the parties' senior executive and either concludes that resolution is unlikely or fails to respond within 15 business days. The parties are not prohibited from instituting formal proceedings: (a) to avoid the expiration of statute of limitations period; (b) to preserve a superior position with respect to creditors; or (c) where a party makes a determination that a temporary restraining order or other injunctive relief is the only adequate remedy. This Section does not limit the State's right to terminate the Contract.

- 50. Media Releases.** News releases (including promotional literature and commercial advertisements) pertaining to the Contract or project to which it relates must not be made without the prior written approval of the State, and then only in accordance with the explicit written instructions of the State.

- 51. Schedules.** All Schedules and Exhibits that are referenced herein and attached hereto are hereby incorporated by reference. The following Schedules are attached hereto and incorporated herein:

Document	Description
Schedule A	Statement of Work
Schedule B	Pricing
Schedule C	Insurance Requirements
Schedule D	Service Level Agreements
Schedule E	Data Security Requirements
Schedule F	Disaster Recovery Plan
Schedule G	Transition in and Out
Schedule H	Federal Provisions Addendum
Schedule I	Hardware
Schedule J	System Acceptance
Schedule K	Lumen Enterprise Service Schedule

- 52. Entire Agreement and Order of Precedence.** This Contract, which includes Schedule A – Statement of Work, and all other schedules and exhibits attached hereto, is the entire agreement of the parties related to the Contract Activities. This Contract supersedes and replaces all previous understandings and agreements between the parties for the Contract Activities. If there is a conflict between documents, the order of precedence is: (a) first, this Contract, excluding its schedules, exhibits, and Schedule A – Statement of Work; (b) second, Schedule A – Statement of Work as of the Effective Date; and (c) third, schedules expressly incorporated into this Contract as of the Effective Date. Any additional Service-specific terms not expressly incorporated herein, which the parties wish to add, can be incorporated into mutually negotiated SOWs following the execution of this Contract. NO TERMS ON CONTRACTOR'S INVOICES, ORDERING DOCUMENTS, WEBSITE, BROWSE-WRAP, SHRINK-WRAP, CLICK-WRAP, CLICK-THROUGH OR OTHER NON-NEGOTIATED TERMS AND CONDITIONS PROVIDED WITH ANY OF THE CONTRACT ACTIVITIES, OR DOCUMENTATION HEREUNDER, EVEN IF ATTACHED TO THE STATE'S DELIVERY OR PURCHASE ORDER, WILL CONSTITUTE A PART OR AMENDMENT OF THIS CONTRACT OR IS BINDING ON THE STATE OR ANY AUTHORIZED USER FOR



ANY PURPOSE. ALL SUCH OTHER TERMS AND CONDITIONS HAVE NO FORCE AND EFFECT AND ARE DEEMED REJECTED BY THE STATE AND THE AUTHORIZED USER, EVEN IF ACCESS TO OR USE OF THE CONTRACT ACTIVITIES REQUIRES AFFIRMATIVE ACCEPTANCE OF SUCH TERMS AND CONDITIONS.

- 53. Severability.** *If any part of this Contract is held invalid or unenforceable, by any court of competent jurisdiction, that part will be deemed deleted from this Contract and the severed part will be replaced by agreed upon language that achieves the same or similar objectives. The remaining Contract will continue in full force and effect.*
- 54. Waiver.** *Failure to enforce any provision of this Contract will not constitute a waiver.*
- 55. Survival.** *Any right, obligation or condition that, by its express terms or nature and context is intended to survive, will survive the termination or expiration of this Contract; such rights, obligations, or conditions include, but are not limited to, those related to transition responsibilities; indemnification; disclaimer of damages and limitations of liability; State Data; non-disclosure of Confidential Information; representations and warranties; insurance and bankruptcy.*
- 56. Contract Modification.** *This Contract may not be amended except by signed agreement between the parties (a "Contract Change Notice"). Notwithstanding the foregoing, no subsequent Statement of Work or Contract Change Notice executed after the Effective Date will be construed to amend this Contract unless it specifically states its intent to do so and cites the section or sections amended.*

# **SCHEDULE A – STATEMENT OF WORK CONTRACT ACTIVITIES**

---

## **BACKGROUND**

The objective of this Contract is to provide increased bandwidth, provide network diversity to State of Michigan (SOM) Remote Sites, transition to current WAN transport service technologies, reduce recurring costs, and increase agility in providing network services to the State in accordance with this Statement of Work and Wide-Area Network (WAN) Design.

The State's current remote site network consists of multiple vendors for the level of support for the SOM Agencies and site locations, including monitoring the network for trouble, utilization and the MMM (monitoring, management, and maintenance) so the State is kept up to date on the status of the State's network and the latest available technologies.

The single integrator must have the ability to manage, monitor and maintain the connectivity and customer premise equipment at remote sites, including initiatives such as SD-WAN.

## **SCOPE**

This Contract provides the State a multiple vendor-provided network solutions managed by a single integrator to include, but not be limited to service integration, dark/channelized fiber, WAN (remote site access including Customer Premise Equipment), applications, staffing, management tools, and support necessary to maintain the State's network.

### **1. Requirements**

#### **1.1. General Requirements**

The Contractor must provide consulting and design services for all WAN services provided at no additional cost to the State.

#### **1.2. Transition**

See schedule G for detailed transition-in and transition-out plan and schedule, including timeline and any roles or responsibilities expected of the State.

The Contractor will ensure the new core and distribution layer infrastructure and the existing infrastructure will be fully functional and interconnected during the transition phase as defined in the Transition Plan.

The Contractor will continue to use the existing network until the State is satisfied with the new infrastructure's stability and reliability as defined in the Transition Plan.

#### **1.3. Training**

See Schedule A – Attachment 2 – Training Plan for detailed training plan provided by Lumen.

The Contractor must provide the necessary training and training materials throughout the Contract term.

#### **1.4. Specific Standards**

#### **IT Policies, Standards and Procedures (PSP)**

Contractors are advised that the State has methods, policies, standards and procedures that have been developed over the years. All services and products provided as a result of this Contract must comply with all applicable State IT policies and standards. Contractor is required to review all applicable links provided below and state compliance in their response. Any deviations from the standards of the State will be corrected at no extra cost to the State.

Public IT Policies, Standards and Procedures (PSP):

[https://www.michigan.gov/dtmb/0,5552,7-358-82547\\_56579\\_56755---,00.html](https://www.michigan.gov/dtmb/0,5552,7-358-82547_56579_56755---,00.html)

### **Acceptable Use Policy**

To the extent that Contractor has access to the State's computer system, Contractor must comply with the State's Acceptable Use Policy, see

<https://www.michigan.gov/dtmb/-/media/Project/Websites/dtmb/Law-and-Policies/IT-Policy/13400013002-Acceptable-Use-of-Information-Technology-Standard.pdf>

All Contractor Personnel will be required, in writing, to agree to the State's Acceptable Use Policy before accessing the State's system. The State reserves the right to terminate Contractor's access to the State's system if a violation occurs.

### **SOM Digital Standards**

All software items provided by the Contractor must adhere to the State of Michigan Application/Site Standards which can be found at [www.michigan.gov/standards](http://www.michigan.gov/standards).

### **Mobile Responsiveness**

The Contractor's solution must utilize responsive design practices to ensure the application is accessible via a mobile device.

### **ADA Compliance**

The State is required to comply with the Americans with Disabilities Act of 1990 (ADA), and has adopted a formal policy regarding accessibility requirements for websites and software applications. All websites, applications, software, and associated content and documentation provided by the Contractor as part of the Solution must comply with the Digital Accessibility Standards.

**"Digital Accessibility Standards"** means the accessibility standards provided in the SOM Digital Standards, located at <https://www.michigan.gov/standards>.

The State may require that Contractor participate in a standards review process, and complete a Voluntary Product Accessibility Template for the Digital Accessibility Standards or other comparable document for the proposed solution.

[http://www.michigan.gov/documents/dmb/1650.00\\_209567\\_7.pdf?20151026134621](http://www.michigan.gov/documents/dmb/1650.00_209567_7.pdf?20151026134621)

### **1.5. User Type and Capacity**

Type of User	Access Type	Number of Users	Number of Concurrent Users
Administrator	On-site & Remote	12	12
Standard	On-site & Remote	40	40

Administrator User can make any Move, Adds, or Changes (MACs) to the WAN environment and access any reports the standard user can access.

Standard User can download status reports for the WAN services and check online for (near) real time status of circuit outages, capacity utilization, etc. This user will not have permissions to make any Move, Adds, or Changes (MACs) to the WAN environment.

Contractor must be able to meet the expected number of concurrent Users listed above and scale up or down without affecting performance.

### **1.6. Access Control and Audit**

The Contractor's solution must integrate with the State's IT Identity and Access Management (IAM) environment as described in the State of Michigan Digital Strategy ([1340.00.020.08 Enterprise Identity and Access Management Services Standard \(michigan.gov\)](#)), which consist of:

- A. MILogin/Michigan Identity, Credential, and Access Management (MICAM)
  - i. An enterprise single sign-on and identity management solution based on IBM's Identity and Access Management products including, IBM Security Identity Manager (ISIM), IBM Security Access Manager for Web (ISAM), IBM Tivoli Federated Identity Manager (TFIM), IBM Security Access Manager for Mobile (ISAMM), and IBM DataPower, which enables the State to establish, manage, and authenticate user identities for the State's Information Technology (IT) systems.
- B. MILogin Identity Federation
  - i. Allows federated single sign-on (SSO) for business partners, as well as citizen-based applications.
- C. MILogin Multi Factor Authentication (MFA, based on system data classification requirements)
  - i. Required for those applications where data classification is Confidential and Restricted as defined by the 1340.00 Michigan Information Technology Information Security standard (i.e., the proposed solution must comply with PHI, PCI, CJIS, IRS, and other standards).
- D. MILogin Identity Proofing Services (based on system data classification requirements)
  - i. A system that verifies individual's identities before the State allows access to its IT system. This service is based on "life history" or transaction information aggregated from public and proprietary data sources. A leading credit bureau provides this service.

To integrate with the SOM MILogin solution, the Contractor's solution must support SAML, or OAuth or OpenID interfaces for the SSO purposes.

### **1.7. End-User Operating Environment**

The SOM environment is X86, VMware, IBM Power VM and Oracle VM, with supporting enterprise storage monitoring and management.

The software must run under commonly used web browsers. At a minimum the software must support Internet Explorer v11 or higher, or Edge, Chrome v71 or higher, Firefox v62 or higher, and Safari v12 or higher for iOS operating systems.

The State must meet the web browser's minimum supported version.

Contractor must support the current and future State standard environment at no additional cost to the State.

### **1.8. Software/Hosted Services**

Contractor is required to have a secure web-based tracking and reporting tool (portal) which will include trouble ticket initiation, trouble ticket history tracking, resolution status, response times, and all data necessary for the State to ensure compliance.

Lumen will leverage Cisco SD-WAN v-Manage Orchestration, v-Smart Controller. In addition, the Lumen solution will incorporate Cisco SD-WAN v-Bond for Zero Touch Provisioning and v-Analytics for Reporting and Insights. Additional detail relative to each SD-WAN component capability.

## **1.9. Reserved.**

### **1.10. Hosting**

Contractor must maintain and operate a backup and disaster recovery plan to achieve a Recovery Point Objective (RPO) of 24 hours, and a Recovery Time Objective (RTO) of 24 hours.

### **1.11. Products and Services**

In managing its obligation to meet any milestones and deliverables, the Contractor is required to utilize the applicable [State Unified Information Technology Environment \(SUITE\)](#) methodologies, or an equivalent methodology proposed by the Contractor.

SUITE's primary goal is the delivery of on-time, on-budget, quality systems that meet customer expectations. SUITE is based on industry best practices, including those identified in the Project Management Institute's PMBOK and the Capability Maturity Model Integration for Development. It was designed and implemented to standardize methodologies, processes, procedures, training, and tools for project management and systems development lifecycle management. It offers guidance for efficient, effective improvement across multiple process disciplines in the organization, improvements to best practices incorporated from earlier models, and a common, integrated vision of improvement for all project and system related elements.

While applying the SUITE framework through its methodologies is required, SUITE was not designed to add layers of complexity to project execution. There should be no additional costs from the Contractor, since it is expected that they are already following industry best practices which are at least similar to those that form SUITE's foundation.

SUITE's companion templates are used to document project progress or deliverables. In some cases, Contractor may have in place their own set of templates for similar use. Because SUITE can be tailored to fit specific projects, project teams and State Program Managers may decide to use the Contractor's provided templates, as long as they demonstrate fulfillment of the SUITE methodologies.

## **2. Reserved**

### **3. Acceptance**

#### **3.1. Acceptance, Inspection, and Testing**

Contractor will comply to the Terms and Conditions and Schedules of this Contract.

#### **3.2. Final Acceptance**

Final acceptance is expressly conditioned upon completion of ALL milestones and deliverables, completion of ALL tasks in the project plan as approved, completion of ALL applicable inspection and/or testing procedures, and the certification by the State that the Contractor has met the defined requirements.

## **4. Staffing**

### **4.1. Contractor Representative**

The Contractor must identify individual(s) specifically assigned to State of Michigan accounts, who will respond to State inquiries regarding the Contract Activities, answer questions related to ordering and delivery, etc. (the “Contractor Representative”).

The Contractor must notify the Contract Administrator at least 30 calendar days before removing or assigning a new Contractor Representatives for the identified resources below:

- Tim Briggs, Account Director
- Patrick Sauter, Sr. Lead Program Manager
- Caroline Bedford, Project Manager

#### 4.2. Contract Administrator

The Contract Administrator for each party is the only person authorized to modify any terms of this Contract, and approve and execute any change under this Contract (each a “**Contract Administrator**”):

State:	Contractor:
<b>Lauren Stempek</b> <b>517-243-4008</b> <a href="mailto:Stempekl@michigan.gov">Stempekl@michigan.gov</a>	Patrick Sauter 847-954-8220 <a href="mailto:Patrick.sauter@lumen.com">Patrick.sauter@lumen.com</a>

#### 4.3. Program Manager

The Program Manager for each party will monitor and coordinate the day-to-day activities of the Contract (each a “**Program Manager**”):

State:	Contractor:
<b>Meghan Penny</b>	Remote –  <a href="mailto:Caroline.bedford@lumen.com">Caroline.bedford@lumen.com</a>

#### 4.4. Customer Service Toll-Free Number, Technical Support, Repairs and Maintenance

The Contractor must provide a toll-free number (**844-581-2349**) for the State to contact the Contractor Representative. The Contractor Representative must be available for calls 24 hours, 7 days week.

#### 4.5. Work Hours

The Contractor must provide Contract Activities during the State’s normal working hours Monday – Friday, 7:00 a.m. to 6:00 p.m. EST and possible night and weekend hours depending on the requirements of the project.

#### 4.6. Key Personnel

The Contractor appoints the individuals below who will be directly responsible for the day-to-day operations of the Contract (“Key Personnel”). Key Personnel must be specifically assigned to the State account, be knowledgeable on the contractual requirements, and respond to State inquiries within 24 hours.

Contractor’s Key Personnel must be on-site as needed.

The Contractor's Key Personnel are identified below:

1. Name	2. Years of Experience in Current Classification	3. Role(s) / Responsibilities	4. Direct / Subcontract/ Contract	5. % of Work Time	6. Physical Location
Tim Briggs	28	Main point of contact for State of Michigan	Direct	80%	Lansing, MI
Matt Kelly	35	Second Point of contact	Direct	80%	Lansing, MI
John Price	10+	Service Consultant	Direct	30%	Ashburn, VA
Darrin Dickerson	10+	Customer Care Manager II	Direct	20%	Colorado
Karrie Evans	7	Sr. Customer Engagement Associate	Direct	20%	Missouri
Matthew Taylor	6	Sr. Operations Service Manager	Direct	20%	Lexington, VA
Caroline Bedford	5.5	Senior Lead Project Manager	Direct	40%	Fort Lauderdale, FL

#### 4.7. Non-Key (Contractor) Personnel

Contractor will not be using Non-Key Personnel. Contractor Personnel will be added to the Contract, if established throughout the term of the Contract.

#### 4.8. Organizational Chart

Contractors overall organizational chart is detailed in Schedule A – Attachment 4 – Organizational Chart.

#### 4.9. Disclosure of Subcontractors

Contractor does not intend to utilize subcontractors. If during the term of the Contract, the Contractor utilizes subcontractors, the Contractor must disclose the following:

- The legal business name; address; telephone number; a description of subcontractor's organization and the services it will provide; and information concerning subcontractor's ability to provide the Contract Activities.
- The relationship of the subcontractor to the Contractor.
- Whether the Contractor has a previous working experience with the subcontractor. If yes, provide the details of that previous relationship.
- A complete description of the Contract Activities that will be performed or provided by the subcontractor
- **Geographically Disadvantaged Business Enterprise Sub-Contractors:** If contractors plan to utilize subcontractors to perform more than 20% of the deliverables under this contract, at least 20% of that subcontracted work must be awarded to Michigan-based Geographically Disadvantaged Business Enterprises (GDBE). Contractor will submit a plan detailing all subcontractors to be used, including the percentage of the work to be done by each. Contractor must inform the State to the name and address of the GDBE, the percentage of the work they will complete, the total amount estimated to be paid to the GDBE, and provide evidence for their qualifications as a GDBE. If contractor cannot find GDBE subcontractors to meet this requirement they must provide reasoning and

justification to receive an exemption from this requirement from the State. (Existing business relationships will not be an approved reason for this.)

**GDBE definition:** "Geographically-Disadvantaged Business Enterprise" means a person or entity that satisfies one or more of the following: (i) Is certified as a HUBZone Small Business Concern by the United States Small Business Administration. (ii) Has a principal place of business located within a Qualified Opportunity Zone within Michigan. (iii) More than half of its employees have a principal residence located within a Qualified Opportunity Zone within Michigan, or both.

#### **4.9.1. State Facility Security**

The State may require the Contractor's personnel to wear State issued identification badges. Contractor will follow all physical State facility security requirements.

The Contractor's staff may be required to make deliveries to or enter State facilities. The Contractor must: (a) explain how it intends to ensure the security of State facilities, (b) whether it uses uniforms and ID badges, etc., (c) identify the company that will perform background checks, and (d) the scope of the background checks.

Lumen Response: The State of Michigan will be notified of a technician arrival prior to the scheduled day, as agreed to by the Project Schedule.

### **5. Project Management**

#### **5.1. Project Plan**

See schedule in Schedule A – Attachment 5 – Project Plan for further details.

The Contractor will carry out this project under the direction and control of the Program Manager. The plan must include: (a) the Contractor's organizational chart with names and title of personnel assigned to the project, which must align with the staffing stated in accepted proposals; and (b) the project breakdown showing sub-projects, tasks, timeline, and resources required.

#### **5.2 Meetings**

The Contractor must attend the following meetings:

- Kick-off meeting within 30 days of Contract signature
- Weekly implementation meetings

The State may request other meetings, as it deems appropriate.

#### **5.3 Reporting**

The Contractor must agree and provide to the following reporting requirements:

- Allow the State to choose to view near real-time reports on a per-site or per-interface basis and to select reports for historical and trend statistics.
- Customized reports that allow the State to view statistics collected by the Contractor's network management platform.
- all reporting data in a digital format unless otherwise specified by the State and be delivered to the State on a predetermined basis.
- all reports can be sent electronically to the State in PDF or other approved format.
- all reports will be available online through a web interface (portal).
- provide break/fix-related metrics in the periodic reports.
- maintain a database of State WAN devices and circuits.



- monitor, collect and process data for reports, which provide information required for RCA, chronic analysis, and assessment of compliance to performance standards.
- Root Cause Analysis reports as requested by the State.
- a monthly report on the WAN SCA.
- a monthly report on the WAN edge router latency metric.
- a monthly report on the WAN jitter metric.
- a monthly report on the WAN packet loss metric.
- a monthly report on the TTR metric.
- a monthly report on the WAN software MAC request metric.
- a monthly report on the WAN hardware MAC request metric.
- a monthly report on the WAN outages.
- a monthly report on network availability (uptime and downtime service provisioning).
- a monthly report on the error rates as defined in the Operations Plan.
- a monthly report on the service-affecting outages. (times, DNS names, outage duration, cause)
- a report on the device information. (make, model, hardware and releases and patch level), upon request.
- a report on the network speeds.
- a report on the facility types.
- a report on the related equipment and ports.
- a monthly report on the Contract performance monthly and year-to-date spend. This report will be filterable and sortable by Contract, site, service and State Agency.
- a report listing all active circuits and disconnected circuits
- customized reports as requested by the State
- The Contractor must report within three (3) days of the end of each week to DTMB, all Telecom/Server purchases made from the related contract, including, but not limited to, the following information:
  - Sold To Department
  - SOM PO Number
  - Invoice Number (Contractor)
  - Invoice Date
  - Model (Product Description)
  - Manufacturer Name (Cisco, Dell, HP, SUN, APC etc)
  - Product Category (Switches, Servers, Routers, etc...)
  - Unit Price
  - Contractor PO Number
  - Delivery Date
  - Serial Number (Vendor Unique Service Tag Number)
  - Warranty End Date

These reports may be requested, at any time, by the State throughout the Contract term.

## **6. Pricing**

### **6.1 Price Term**

Pricing in Schedule B – Pricing is firm for the entire length of the base years of the Contract.

## **7. Ordering**

### **7.1 Authorizing Document**

The appropriate authorizing document for the Contract will be a delivery order (DO) or a delivery order information technology (DOIT1).

## 8.0 Invoice and Payment

### 8.1 Invoice Requirements

All invoices submitted to the State must include: (a) date; (b) purchase order; (c) quantity; (d) description of the Contract Activities; (e) unit price; (f) shipping cost (if any); (g) vendor-generated invoice number and (h) total price. Overtime, holiday pay, and travel expenses will not be paid.

## 9. Payment Methods

The State will make payment for Contract Activities via Electronic Fund Transfer.

## 10. Reserved

### 10.1 Liquidated Damages

Contractor acknowledges and agrees that State will not incur fees on any particular site until such time the Service is operable

## 11. Service-Level Agreement (SLA)

See Schedule D – Service Level Agreement for further details.

## 12. Hardware

Contractor to provide the hardware components necessary to provide the software and services for this solicitation. This list includes but is not limited to the following and the quantities may vary during actualization of Contract implementation and maintenance:

Manufacturer	Line Number	Item Name	Description	Service Duration	Included Item	Quantity
CISCO SYSTEMS	1.0	C1161X-8PLTEP	ISR 1100 8P Dual GE SFP Router Pluggable SMS/GPS EMEA & NA	N/A	No	454
CISCO SYSTEMS	1.0.1	CON-SSSNTC11618TE	SOLN SUPP 8X5XNBD ISR 1100 8P Dual GE SFP Router Pluggable Service Duration: 60 Months	60	No	454
CISCO SYSTEMS	1.1	PWR-66W-AC-V2	Power Supply 66-Watt AC V2 for C890 and C1100 series	N/A	Yes	454
CISCO SYSTEMS	1.2	P-BLANK	Blank Pluggable	N/A	Yes	454
CISCO SYSTEMS	1.3	SL-1K-8P-IPB	IP Base License for Cisco ISR 1120 and 1160 8 Ports Series	N/A	Yes	454
CISCO SYSTEMS	1.4	CAB-AC	AC Power Cord (North America), C13, NEMA 5-15P, 2.1m	N/A	No	454
CISCO SYSTEMS	1.5	GREEN-OPTION	Eco-friendly - Ship router with only Power cables only	N/A	No	454
CISCO SYSTEMS	1.6	SISR1100UK9176	Cisco ISR1100 Series IOS XE - UNIVERSAL	N/A	No	454
CISCO SYSTEMS	2.0	L-DNA-TIERADD	Cisco DNA Subscription License for Routing and SD-WAN	N/A	No	454
CISCO SYSTEMS	2.1	C1100-8PDNA-PF	ISR1100 8-Port Platform Selection for DNA - Each	N/A	No	454

CISCO SYSTEMS	2.2	IOSXE-CTRLMODE-PF	IOS XE SD-WAN boot up mode for Unified image Deployment Opt - Each	N/A	No	454
CISCO SYSTEMS	2.3	DNA-C-T0-A5Y	Cisco DNA Advantage Cloud Lic. 5Y - up to 25M (Aggr, 50M) - Each	N/A	No	454
CISCO SYSTEMS	2.4	SVS-CDNA-T0-A5Y	Solution Support for SW - DNA Advantage Cloud Lic, 0, 5Y - Each	N/A	No	454
CISCO SYSTEMS	2.5	DSTACK-T0-A	Cisco DNA Advantage Stack - up to 25M (Aggr, 50M) - Each	N/A	No	454
CISCO SYSTEMS	2.6	FL-VPERF-8P200-L	IPSEC PLUS 200 Mbps License for Cisco ISR 1100 8P Series - Each	N/A	No	454
CISCO SYSTEMS	2.7	SL-1100-8PNA-A-L	Cisco ISR1100 8 Port Network Stack Advantage Lic. – Each	N/A	No	454
CISCO SYSTEMS	2.8	SDWAN-UMBADV	Cisco Umbrella for DNA Advantage – Each	N/A	No	454
CISCO SYSTEMS	2.9	SDWAN-CLOUD-PF	Cisco SDWAN Cloud Deployment Option – Each	N/A	No	454
CISCO SYSTEMS	2.1	TE-EMBEDWANI	Cisco ThousandEyes WAN Insights Embedded – License	N/A	No	454

## 8. CHANGE MANAGEMENT

The Contractor will meet the following requirements:

- Provide Change Management and Communications Management services to the State.
- Log all reported changes in its tracking system and notify all other affected parties of the changes.
- Notify the designated State contact person for all shared network changes scheduled to be performed.
- Be responsible for collecting all pertinent information about a proposed change to the WAN.
- Provide an electronic method to submit change requests within the WAN environment.
- Provide an electronic tool for recording, tracking, and reporting on scheduled changes.
- Provide the State a secure window into the change tracking system to view scheduled changes.
- Provide an email notification to all designated points of contact affected by a change in WAN environment.
- Have available in an electronic format a report of all scheduled changes that is available online to all consumers of the WAN service.
- Develop, with participation from the State, a formal communications plan that contains the communications processes and contact information for all persons responsible for each WAN segment as a part of the Operations Plan.
- Include a trouble and issue escalation process within the communications plan.
- Maintain the communications plan to ensure that all processes and contacts are up to date.
- Notify all affected parties of scheduled changes in compliance with the timeframes established within the communications plan.
- With the exception of emergency maintenance, ensure that scheduled network maintenance and repair will be announced at least fourteen (14) Business Days in advance before maintenance begins.
- MAC submissions will be available online to Authorized Requestors defined by the State.
- The Contractor's NOC and engineers will work with the appropriate State personnel to identify State WAN technology provisioning requirements.
- The following objectives for MAC orders upon the receipt of a complete and accurate MAC order:
  - Five (5) Business Days for device or router software configuration Moves, Adds or Changes (MAC).
  - Thirty (30) Business Days for hardware MAC (physical circuits or hardware services) where facilities and hardware are available.
  - MACs, which are subject to SLAs, will have an order completion date (due date) assigned by the Contractor.
- The Contractor will identify, prior to performance, any MAC activity that may result in disruption of service. In such instances, the State may request such activities be performed outside normal business hours.

## 9. OPERATIONS PLAN

The Contractor's Operations Plan, in Schedule A – Attachment 6 – Operations Plan, must include the following items and be approved by the State Program Manager: \_\_\_\_\_

- A. Approvals and Document Control.

- B. Scope and Purpose of the Operations Plan.
  - C. Agreement Summary.
  - D. Service Delivery.
    - 1. Service Delivery Processes – Overview.
    - 2. Help Desk Process.
    - 3. DATA MAC Process.
    - 4. Data Repair Process.
    - 5. Data Alarm Monitoring Process.
    - 6. Data Chronic Process.
    - 7. Scheduled Maintenance Process.
    - 8. Change Management Process.
    - 9. Video Scheduling Process.
  - E. Capacity Planning, Configuration Management and Risk Management.
  - F. Security Management.
    - 1. Security Policy.
    - 2. Security Breach Process.
    - 3. Authorized Requestor's Process.
  - G. Billing.
    - 1. Invoice Billing Process.
  - H. Performance Standards.
    - 1. Scope of Performance and Quality Management
    - 2. Performance Standards.
    - 3. Written Root Cause Analysis.
  - I. Business Continuity Plan.
  - J. Appendices.
  - K. Escalation Process.
- The Contractor will provide the State a Work Breakdown Structure (WBS) to include all project tasks, expected duration, expected resources to the State prior to the start of each project.
  - All WBS and technical work plans will meet the approval of the State. [OBJ]
  - The technical work plan will include a Gantt-type display showing each event, task and decision point.
  - The technical work plan will provide for minimal disruption of the existing service.
  - The Contractor will attend regular and periodic technological service reviews as requested by the SOM.

- The Contractor will begin work on a problem within the time limits specified in the Operations Plan. In the event of a network incident or any detectable occurrence that has significance for the management of IT Infrastructure or delivery of IT services and evaluation of the impact a deviation might cause to the services. Events are typically notifications created by an IT service or monitoring tool.
- The Contractor will make recommendations to the State on methods to improve network throughput and performance during an engineering meeting on a recurring basis to be defined in the Operations Plan as needed (minimally once a year)
- The Contractor will escalate issues based on the guidelines within the Operations Plan.
- The Contractor and the State will jointly initiate and coordinate all technical meetings, conference calls, and escalation processes as defined in the Operations Plan.

## **10. Professional Services**

Contractor to meet the following requirements:

- When Customer Premises Equipment (CPE) is connected to a supporting network, a test will be performed to ensure there will be no disruption of connectivity or service. (prior to connection to live SOM Network)
- Any installation or repair work performed by the Contractor that does not meet the State standards will be corrected at no extra cost to the State.
- All applicable National Electrical Codes, Building Codes and jurisdictional requirements are to be met. All materials will be Underwriters Laboratories (UL) listed.
- Obtaining all required permits prior to the start of each project.
- Providing all supervision, labor, equipment, hardware, transportation, hauling and hoisting and miscellaneous materials as part of the contract or any projects that may be a result of the contract.
- Must have prior written approval from the State's designated contact for any work that requires modification of State owned or leased building structure or design.
- When providing onsite support and maintenance services, the Contractor will maintain a clean work area free of debris and trash.
- Responsible for the repair of any damage caused to a facility as a result of any of its activities. Restoration will be equal to or better than the condition of the facility prior to the activities.
- Responsible for removing and replacing all ceiling tiles, duct covers, and power pole covers as required for the installation of all products and equipment.
- Must provide hardware and software installation and integration services to the current State environment as needed.
- All infrastructure materials will meet American National Standards Institute (ANSI), Telecommunications Industry Association (TIA)/ Electronic Industries Association (EIA) and Building Industry Consulting Services, International (BICSI) standards.
- The WAN Service Providers will follow and adhere to all Occupational Safety and Health Administration (OSHA) and the Michigan Occupational Safety and Health Administration (MIOSHA) requirements and standards.

- All data, materials, documentation and other products prepared or acquired by the Contractor as a result of this contract will belong exclusively to the State.
- The State will own and retain intellectual property rights covering technology developed as part of the support services described herein and paid for by the State.

# SCHEDULE A – ATTACHMENT 2 – TRAINING PLAN

---

Lumen provides a training session that is customized to incorporate the As-Built production architecture and will be delivered to the State of Michigan's Network Operations Team at an agreed upon time when the State of Michigan or Managed Services Provider is preparing to assume administrative ownership of the platform.

Lumen will provide "Train the Trainer" formal training for the State of Michigan installation team. The training will consist of the following:

1. One session after all Core SD-WAN and systems have been built and integrated with State of Michigan architecture.
2. One session after successful completion of agreed upon Proof of Concepts

Title	Description	Format
WAN		
Cisco SDWAN Foundational training	Operations Overview Introduction to SD-WAN platform Quality of Service Overlay Paths Overlay Topology and Routing Securing Internet Egress	Lumen provided training will be given to the SOM.
Cisco	Various	Cisco website
Cisco SD-WAN Use Cases	Controlling your SD-WAN traffic using QoS Using URL filtering with WAN Controlling traffic flow with WAN (web traffic example) Controlling traffic flow with WAN (voice traffic example)	

## The Lumen Training Plan

The success of Lumen depends on committed employees skilled and motivated to perform their jobs to the best of their ability. Training and development are the foundation for enhancing skills in one's current job and motivating preparation for future roles. Lumen provides comprehensive resources to support on-the-job training, the development of new skills for a new environment, preparing our employees for future roles, and customer training on our services and systems. This plan provides the training strategy using prescribed delivery methods. In addition, Lumen provides active user groups and community portals for enhanced knowledge learning.

Our training program includes online courseware development, self-evaluation, continuous improvement, and a variety of learning module methods, including classroom instruction when required or requested. We provide a full spectrum of training for the tools/toolsets that support Lumen products and services. Lumen Personnel, Subcontractors, and Clients can take



advantage of Lumen’s robust training curricula. The investment in training is driven by Lumen’s corporate objective to streamline the ease of doing business with us, by providing highly qualified personnel, easy to use processes and services, and familiarity with our state-of-the-art tools.

Training Policy

Lumen’s training policy sets the goal of continuous development of employees to replenish skillsets and acquire new proficiencies that support up-to-date personnel qualifications and competencies in the workplace and business. This policy establishes the guidance and process for training and development at all levels, for personnel readiness on current projects and future endeavors.

Training Process

The Lumen training program aligns users with curriculum through different multimodal learning styles that allows the trainee to choose the best training methods for their needs and comfort (*Figure 8*). We provide a full spectrum of training for the tools/toolsets that support Lumen processes, products, and services. Additional training topics and advanced training modules are added as the subject matter evolves or as requested.



**Figure 8. Training Process** Lumen delivers training to trainee through a variety of training methods

Lumen employs proven instructional development and design processes to create training content and materials, with a focus on baseline training plans for employees, subcontractors, and customers which can be customized to meet the needs of the user. Each course is designed to meet industry-defined skill levels and needed certifications. Our training program offers a high-quality, flexible, and easily accessible learning experience. Lumen has an approach that accounts for kinesthetic learners, visual learners, auditory learners, and hybrid learners to train a diverse set of end users. Our training program features the ability to provide training through multiple delivery methods based on course content, customer requests, trainee population, logistics, and schedules.

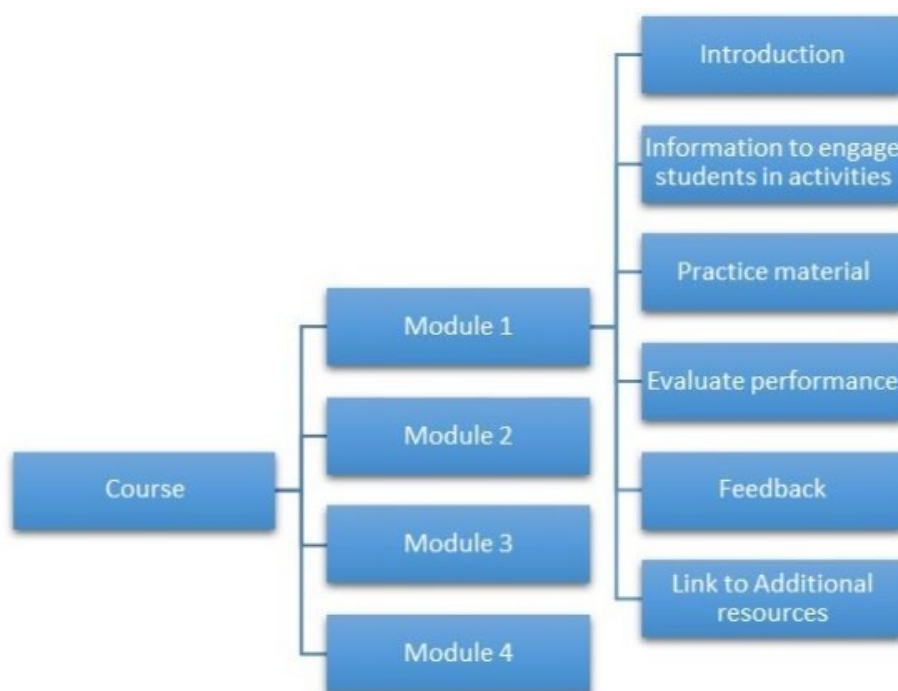
Training Procedures

To allow for maximum learning flexibility, Lumen has an innovative web-based platform for modularizing training. We provide an online portal with the latest training content for users to access to enhance their knowledge and skills, across a variety of courses. In this format, users can move from module to module learning about different topics or choose and combine modules to the context of a particular learning situation. Training artifacts such as Online Modules, Training Manuals, User Guides, Fact Sheets, and Methods of Procedure, are provided as part of the curriculum (*Figure 9*). Our module training provides:

- Overview: Describe the course and subject matter of the module, its structure, and content, and its connection to Lumen’s business.

- Learning Objectives: Build proficiency in subject matter as identified through specific, observable, measurable outcomes.
- Terms and Concepts: Learn keywords that pertain to the subject matter being studied.

Employees and end users can move from module to module learning about different topics or choose and combine modules to the context of each learning situation. Users that do not require training on a particular module can skip that module. As needed, we provide customer personnel with the tools and processes to run their training and when requested by customers, we will support additional specialized training. We use course evaluations to provide continuous assessment and feedback to assure the relevance of the material and effectiveness of the training method.



**Figure 9. Module Training**

## Training Strategy

Lumen provides the instructors and training methods, training material for the curriculum, and overall administrative support for scheduling, registering, and tracking training for the trainees. To support all aspects of training administration proactively, Lumen manages the online training platform, provides a comprehensive course catalog with updated course materials, and the course registration process specific to the individual trainee, for a consistently high-quality learning experience. The trainee curriculum falls into three categories (*Table 3*).

**Table 3. Lumen Training.** A variety of training is available for individual trainee's needs.

Trainee	Platform	Timing
Employees	Computer-based training Self-paced device training Service executive-led Weekly webinar, as available	As needed for job performance.

Subcontractor Project Specific	Compliance with SLA Online self-paced tutorial	Available as needed for process control
Customer End Users	Compliance with the contract Soft copy to be printed Self-paced device training, 24x7 One-on-one training as required	Initial Implementation of Services Overview of fundamentals of features Train the trainer As needed for user training

**Training Methods:** Lumen designs training methods at the individual and group level. We employ a linear process to create training content and materials to meet the unique needs of the individual (*Figure 10*). Each course is validated to meet industry accepted subject matter discussion.



1. Figure 10. Training Method Design

Lumen uses goal-specific training methods for the different tasks to be learned whether the training is for a new employee, an existing employee, a subcontractor, or a customer. For new employees, Lumen has an extensive onboarding program consisting of classroom training, online courses, and hands-on training under the supervision of an experienced person in the role. Ongoing development activities range from having employees attend meetings or seminars through computer-based training or one-to-one coaching. Subcontractor training focuses on Lumen's processes and procedures and may include services and application training for specific contracts.

For the training of customer personnel, we focus on the product offers and the Business Support System/Operations Support System (BSS/OSS) Center tools that support customer business operations. Customer training is tailored to specific project service's needs. Training may be onsite or online.

- **Onsite:** Lumen provides an appropriate classroom environment and necessary equipment and support. Lumen instructors are technical specialists in each of the services and have full knowledge of the proposed subject matter and related application functionality and processes. They will provide the training material, training space, and other logistics support required. For customer training, Lumen will coordinate with the customer to deliver training on government premises or Lumen locations within daily commuting distance for the government trainees during the contract period of performance.
- **Online:** A full spectrum of online tools and toolsets are accessible 24x7 through the enhanced BSS/OSS web portal. The platform is designed to customize training for individual learning. The training modules are updated based on feedback and lessons learned from employees and other users. We provide online workshops, videos, and tutorials within a single interface to deliver a flexible, intuitive user experience.

For the customer service and application training, Lumen's online, computer-based, end user and system administration training is delivered as part of the deployment planning and project implementation phases of the project. Customer system administration training is delivered at the

time of installation via direct access to the service. End-user training includes online service and application training based on the model of devices used.

**Trainers:** Lumen provides experienced Training professionals to offer trainees, and end users the expertise required to successfully convey the objectives of the lessons. A dedicated Training Manager and staff, provided by the Program Manager (PMO), is fully accountable for meeting all training requirements, including course design and development, delivery, and updates based on technology changes and participant feedback. In addition, the PM will assist end users experiencing difficulties and provide training as required through continuous monitoring and analysis of the training program.

For Customer training the trainer will be responsible for usage instruction of Lumen’s products toolset and assist in user adoption. These trainers have expertise knowledge of the features and functionalities of Lumen’s services and applications.

**Training Materials:** Trainees can request training materials (e.g., guides, brochures, hand-outs, etc.) used to support courseware during their association with Lumen. These materials will be stored on the portal for downloading and printing. Materials will be updated on a continuous basis as content changes based on user feedback or new services are offer in Lumen’s suite of services. Training materials are accessible to people with disabilities.

Customers can request training materials in other formats mutually acceptable to the Lumen and the Customer - including hard copy versions - at any time during contract period of performance.

**Training Curriculum:** Courses and modules are available in a variety of curriculums. *Table 4* provides basic training curriculums. These curriculums provided tailored modules to the trainee’s needs. Customers, end users, and employees can initiate and manage their curriculum to the performance of training needed. Lumen offers an overview module specifically designed for senior executives. Our training staff will with customers to further tailor the courses and modules to specific needs.

**Table 4. Curriculum Areas**

Course	Objectives
Employee Orientation and Onboarding	Introduce and roles and responsibility modeling Lumen corporate objectives
Compliance and Security Training	Adherence to laws and regulations that encourage, and even require, a code of conduct.
Certifications	Provide competitive advantage that defines expertise in enterprise IT
Universal Competencies	Develop skills and behaviors needed for successful performance at Lumen.
Technical and Functional Skills	Improve the skills that support the innovative products and services
Leadership Development	Build a culture of excellence, cross-functional integration, and globalization.

Under ***Employee Orientation and Onboarding***, Lumen employees will be provided with a New Hire Training Package and Online training courses (See Staffing Plan). Employees can view their individual learning activities, as well as pending courses and completed courses, on their HR website.

Under ***Compliance and Security Training***, Lumen employees and subcontractors must complete annual security education and training to confirm they understand and appreciation the proper handling of sensitive information (See Security Management Plan). Our stringent supplier

qualification process flows these requirements down to our subcontractors (See Subcontractor Management Plan).

Under **Technical and Functional Skills**, customers will find the training modules on topics such as, contract ordering, billing, maintenance, Helpdesk trouble ticketing, SLA management, disputes, and other functions, to develop a designated staff fully versed in Lumen services and tools (See Implementation Plan). Operational support and training are offered by experienced Lumen account teams made up of cross-functional members, including customer care, sales, project management, program management, engineering, and contracting.

**Scheduling:** Users have the option of registering for training classes online through the Lumen's BSS/OSS Learning Management System (LMS). In addition to providing registration capabilities as they plan their learning paths, the web-based catalog will provide users with all course and logistical information available for their use. Email notices will confirm the required courses for employees and notice of completion. Users have full capability to view course details and descriptions, as well as upcoming classroom-based courses, and to register for the course of their choice. Classroom-based training provided at customer locations will be coordinated in advance between the Lumen training team and customer-designated training coordinators to verify logistical information.

Customer training will begin at contract award, and throughout the period of performance. Lumen will work closely with customer-designated training coordinators to prioritize training needs and establish standing schedules. Recurring training schedules will focus on those topics required for contract implementation and account management. Our instructors and support staff will remain flexible to meet the customer's needs to the maximum extent possible.

## **Training Evaluation**

Lumen provides the most effective, impactful training. To maintain this objective, Lumen evaluates training activities to measure the effect of individual courses and the overall success of the Lumen training program. Internal quality checks and balances are embedded into the design, development, and delivery processes to provide users with reliable training. User feedback is gathered after each training course through the completion of automated online surveys. Lumen provides this automated assessment process for participants to evaluate course objectives, instructor effectiveness, and the pertinence of the course material with an open-ended written comments section. The training evaluation survey includes a variety of course relevance/design and instructor-specific questions designed to capture feedback from users related to the overall training. Lumen uses the collected evaluations to facilitate continuous improvement, updating the course needs assessment and making appropriate revisions in the course design and all materials.

For customer's expectation, Lumen closely scrutinizes course content and delivery methods frequently from pre-development through post-delivery. Lumen encourages customers to monitor training events to help ensure the content and training techniques meet and/or exceed the specific requirements.

## **Control Center Training**

The State of Michigan can use the Control Center portal at no extra cost to manage their Lumen services, including view and pay invoices, submit repair tickets, manage orders, check order status, generate reports, and manage other critical tasks more efficiently and effectively. The

Lumen Account Team will be available to assist the State of Michigan with Control Center training needs.

- **No new software:** The State of Michigan doesn't need additional software or custom configuration. Access to a computer or mobile device with a web browser is required. We recommend using either Chrome or Firefox.
- **No limit on users:** The State of Michigan can control how they give their business-critical teams access to Control Center; manage user access and permissions for the organization.
- **Comprehensive support:** To help users get the most out of Control Center, customers choose how they want to get support:
  - Online Support Library
  - Chat
  - Phone

With Control Center the State of Michigan can:

- **Acquire business data:** To build an accurate picture of the State of Michigan's strategic goals, you can choose from more than 100 different types of reports — billing, use and network performance. The interactive network dashboard can be used to track performance and tickets instantly. Customer information is archived securely, allowing access to historical information.
- **Analyze performance and opportunities:** Open tickets can be tracked to help identify and correct services that are not operating efficiently. A high-level service summary or details for a specific location can be viewed. Locations for additional or upgraded services can be qualified to better meet State of Michigan business needs.
- **Act on data to move your business forward:** From managing call plans to configuring network traffic, Control Center data can be used to align Lumen services with customer goals. Alerts can be set up to provide notification when things need attention. Support is available when it's needed, and the State of Michigan can work with Lumen as your strategy evolves.

# SCHEDULE A – ATTACHMENT 3 – END USER LICENSE AGREEMENT

---

## Cisco End User License Agreement

### 1. Scope and Applicability

- 1.1 This End User License Agreement (“**EULA**”) between the State of Michigan (“**You**”) and Cisco Systems, Inc. (“**Cisco**”) covers Your use of the Software and Cloud Services (“**Cisco Technology**”) purchased under Cisco Deal ID 67906931. Definitions of capitalized terms are in Section 13 (Definitions).
- 1.2 **You agree to be bound by this EULA through:**
  - (a) **Your download, installation, or use of the Cisco Technology; or**
  - (b) **Your express agreement to this EULA.**
- 1.3 **If You do not have authority to enter into this EULA or You do not agree with its terms, do not use the Cisco Technology. You may request a refund for the Software within 30 days of Your initial purchase provided You return the Software to the Approved Source and disable or uninstall it. This paragraph does not apply where You have expressly agreed to end user license terms with Cisco as part of a transaction with an Approved Source.**
- 1.4 **Term.** This EULA will be effective from the date of last signature below (“**Effective Date**”) and covers Your access to, and use of Cisco Technology You acquire from an Approved Source for a period of three (3) years from the Effective Date.

### 2. Using Cisco Technology

- 2.1 **License and Right to Use.** Cisco grants You a non-exclusive, non-transferable (except regarding Software, as permitted under the [Cisco Software Transfer and Re-Use Policy](#)):
  - (a) license to use the Software; and
  - (b) right to use the Cloud Servicesboth as acquired from an Approved Source, for Your direct benefit during the Usage Term and as set out in Your Entitlement and this EULA (collectively, the “**Usage Rights**”).
- 2.2 **Use by Third Parties.** You may permit Authorized Third Parties to exercise the Usage Rights on Your behalf, provided that You are responsible for:
  - (a) ensuring that such Authorized Third Parties comply with this EULA; and
  - (b) any breach of this EULA by such Authorized Third Parties.
- 2.3 **Beta and Trial Use.** If Cisco grants You Usage Rights in Cisco Technology on a trial, evaluation, beta or other free-of-charge basis (“**Evaluation Software and Services**”):
  - (a) You may only use the Evaluation Software and Services on a temporary basis for the period limited by the license key or specified by Cisco in writing. If there is no period identified, such use is limited to 30 days after the Evaluation Software and Services are made available to You;
  - (b) If You fail to stop using and/or return the Evaluation Software and Services or the equipment on which it is authorized for use by the end of the trial period, You may be invoiced for its list price and agree to pay such invoice;
  - (c) Cisco, in its discretion, may stop providing the Evaluation Software and Services at any time, at which point You will no longer have access to any related data, information, and files and must immediately cease using the Cisco Technology; and
  - (d) The Evaluation Software and Services may not have been subject to Cisco’s usual testing and quality assurance processes and may contain bugs, errors, or other issues. Unless agreed in writing by Cisco, You will not put Evaluation Software and Services into production use. Cisco provides Evaluation Software and Services “AS-IS” without support or any express or implied warranty or indemnity for any problems or issues, and Cisco has no liability relating to Your use of the Evaluation Software and Services.



- 2.4 **Upgrades or Additional Copies of Software.** You may only use Upgrades or additional copies of the Software beyond Your license Entitlement if You have:
- (a) acquired such rights under a support agreement covering the Software; or
  - (b) purchased the right to use Upgrades or additional copies separately.
- 2.5 **Interoperability of Software.** If required by law and upon Your request, Cisco will provide You with the information needed to achieve interoperability between the Software and another independently created program, provided You agree to any additional terms reasonably required by Cisco. You will treat such information as Confidential Information.
- 2.6 **Subscription Renewal.** Usage Rights in Cisco Technology acquired on a subscription basis will automatically renew for the renewal period indicated on the order You or Your Cisco Partner placed with Cisco (“**Renewal Term**”) unless:
- (a) You notify Your Approved Source in writing at least 45 days before the end of Your then-current Usage Term of Your intention not to renew; or
  - (b) You or Your Cisco Partner elect not to auto-renew at the time of the initial order placed with Cisco. Cisco acknowledges that You have elected not to auto-renew.

Your Approved Source will notify You reasonably in advance of any Renewal Term if there are fee changes. The new fees will apply for the upcoming Renewal Term unless You or Your Cisco Partner promptly notify Cisco in writing, before the renewal date, that You do not accept the fee changes. In that case, Your subscription will terminate at the end of the current Usage Term.

### 3. Additional Conditions of Use

- 3.1 **Cisco Technology Generally.** Unless expressly agreed by Cisco, You may not:
- (a) transfer, sell, sublicense, monetize or make the functionality of any Cisco Technology available to any third party;
  - (b) use the Software on second hand or refurbished Cisco equipment not authorized by Cisco, or use Software licensed for a specific device on a different device (except as permitted under [Cisco’s Software License Portability Policy](#));
  - (c) remove, modify, or conceal any product identification, copyright, proprietary, intellectual property notices or other marks;
  - (d) reverse engineer, decompile, decrypt, disassemble, modify, or make derivative works of the Cisco Technology; or
  - (e) use Cisco Content other than as part of Your permitted use of the Cisco Technology.
- 3.2 **Cloud Services.** You will not intentionally:
- (a) interfere with other customers’ access to, or use of, the Cloud Service, or with its security;
  - (b) facilitate the attack or disruption of the Cloud Service, including a denial-of-service attack, unauthorized access, penetration testing, crawling or distribution of malware (including viruses, trojan horses, worms, time bombs, spyware, adware and cancelbots);
  - (c) cause an unusual spike or increase in Your use of the Cloud Service that negatively affects operation of the Cloud Service; or
  - (d) submit any information that is not contemplated in the applicable Documentation.
- 3.3 **Evolving Cisco Technology**
- (a) **Changes to Cloud Services.** Cisco may:
    - (1) enhance or refine a Cloud Service, although in doing so, Cisco will not materially reduce the core functionality of that Cloud Service, except as contemplated in Section 3.3(b) (End of Life); and
    - (2) perform scheduled maintenance of the infrastructure and software used to provide a Cloud Service, during which You may experience some disruption to that Cloud Service. Whenever reasonably practicable, Cisco will provide You with advance notice of such maintenance. You acknowledge that occasionally, Cisco may need to perform emergency maintenance without providing You advance notice, during which Cisco may temporarily suspend Your access to, and use of, the Cloud Service.



(b) **End of Life**

- (1) Cisco may end the life of Cisco Technology, including component functionality ("EOL"), by providing written notice on [Cisco.com](https://www.cisco.com). If You or Your Cisco Partner prepaid a fee for Your use of Cisco Technology that becomes EOL before the expiration of Your then-current Usage Term, Cisco will use commercially reasonable efforts to transition You to a substantially similar Cisco Technology. If Cisco does not have substantially similar Cisco Technology, then Cisco will credit You or Your Cisco Partner any unused portion of the prepaid fee for the Cisco Technology declared EOL ("EOL Credit").
- (2) The EOL Credit will be calculated from the last date the applicable Cisco Technology is available to the last date of the applicable Usage Term. Such credit can be applied towards the future purchase of Cisco products or any open accounts receivable.

3.4 **Protecting Account Access.** You will keep all account information up to date, use reasonable means to protect Your account information, passwords and other login credentials, and promptly notify Cisco of any known or suspected unauthorized use of or access to Your account.

3.5 **Use with Third Party Products.** If You use the Cisco Technology with third party products, such use is at Your risk. You are responsible for complying with any third-party provider terms, including its privacy policy. Cisco does not provide support or guarantee ongoing integration support for products that are not a native part of the Cisco Technology.

3.6 **Open Source Software.** Open source software not owned by Cisco is subject to separate license terms set out at [www.cisco.com/go/opensource](https://www.cisco.com/go/opensource). Cisco warrants that its use of open source code in Cisco Technology will not:

- (a) materially or adversely affect Your ability to exercise Usage Rights in that Cisco Technology; or
- (b) cause Your software to become subject to an open source license, provided You only use Cisco Technology in accordance with Documentation and in object code form.

**4. Fees**

To the extent permitted by law, orders for the Cisco Technology are non-cancellable. Fees for Your use of Cisco Technology are set out in Your purchase terms with Your Cisco Partner. If You use Cisco Technology beyond Your Entitlement ("**Overage**"), Your Cisco Partner may invoice You, and You agree to pay, for such Overage, in accordance with the rates set forth in the purchase terms with Your Cisco Partner.

**5. Confidential Information and Use of Data**

**5.1 Confidentiality**

- (a) Recipient will hold in confidence and use no less than reasonable care to avoid disclosure, except as required by law, of any Confidential Information to any third party, except for its employees, affiliates and contractors who have a need to know ("**Permitted Recipients**").
- (b) Recipient:
  - (1) must ensure that its Permitted Recipients are subject to written confidentiality obligations no less restrictive than the Recipient's obligations under this EULA; and
  - (2) is liable for any breach of this Section by its Permitted Recipients.
- (c) Such nondisclosure obligations will not apply to information which:
  - (1) is known by Recipient without confidentiality obligations;
  - (2) is or has become public knowledge through no fault of Recipient; or
  - (3) is independently developed by Recipient.
- (d) Recipient may disclose Discloser's Confidential Information if required under a regulation, law or court order, including but not limited to the Michigan Freedom of Information Act, provided that, except for disclosure required under the Michigan Freedom of Information Act, Recipient provides prior notice to Discloser (to the extent legally permissible) and reasonably cooperates, at Discloser's expense, regarding protective actions pursued by Discloser. Recipient agrees to assert any available exemptions permitted by the Michigan Freedom of Information Act.
- (e) Upon the reasonable request of Discloser, Recipient will either return, delete or destroy all Confidential Information of Discloser and certify the same.

## 5.2 How We Use Data.

Cisco will access, process and use data in connection with Your use of the Cisco Technology in accordance with applicable privacy and data protection laws. Cisco's Customer Master Data Protection Agreement ("**Customer MDPA**") which is available at this [link](#) (or terms executed between You and Cisco governing the same scope) is incorporated by reference and solely applies to Your personal data as defined in the MDPA processed by Cisco on Your behalf when using the Cisco Technology. For further detail, please visit [Cisco's Security and Trust Center](#). Cisco uses Systems Information, Personal Data and Customer Content (collectively "Data") as described in the Data Briefs, including the Information Security Data Brief, located at [www.cisco.com/go/data](http://www.cisco.com/go/data).

- 5.3 **Notice and Consent.** To the extent Your use of the Cisco Technology requires it, You are responsible for providing notice to, and obtaining consents from, individuals regarding the collection, processing, transfer and storage of their data through Your use of the Cisco Technology.

## 6. Ownership

- 6.1 Unless agreed in writing, nothing in this EULA transfers ownership in, or grants any license to, any intellectual property rights. You retain any ownership of Your content and Cisco retains ownership of the Cisco Technology and Cisco Content.
- 6.2 Cisco may use any feedback You provide in connection with Your use of the Cisco Technology as part of its business operations.

## 7. Indemnification

- 7.1 **Claims.** Cisco will defend any third party claim against You that Your valid use of Cisco Technology under Your Entitlement infringes a third party's patent, copyright or registered trademark (the "**IP Claim**"). Cisco will indemnify You against the final judgment entered by a court of competent jurisdiction or any settlements arising out of an IP Claim, provided that You promptly notify Cisco in writing of the IP Claim. You are entitled to the following:

- (a) regular updates on proceeding status;
- (b) participate in the defense of the proceeding;
- (c) employ Your own counsel; and to
- (d) Retain control of the defense, at its own cost and expense, if You deem necessary. Cisco will not, without Your prior written consent (not to be unreasonably withheld), settle, compromise, or consent to the entry of any judgment in or otherwise seek to terminate any claim, action, or proceeding. Any litigation activity on behalf of You or any of its subdivisions, under this Section, must be coordinated with the Department of Attorney General. An attorney designated to represent You may not do so until approved by the Michigan Attorney General and appointed as a Special Assistant Attorney General.

Cisco will have no obligation to reimburse You for attorney fees and costs incurred prior to Cisco's receipt of notification of the IP Claim. You, at Your own expense, may retain Your own legal representation.

- 7.2 **Additional Remedies.** If an IP Claim is made and prevents Your exercise of the Usage Rights, Cisco will either procure for You the right to continue using the Cisco Technology, or replace or modify the Cisco Technology with functionality that is at least equivalent. Only if Cisco determines that these alternatives are not reasonably available, Cisco may terminate Your Usage Rights granted under this EULA upon written notice to You and will refund You a prorated portion of the fee You paid for the Cisco Technology for the remainder of the unexpired Usage Term.

- 7.3 **Exclusions.** Cisco has no obligation regarding any IP Claim based on:

- (a) compliance with any designs, specifications, or requirements You provide or a third party provides;
- (b) Your modification of any Cisco Technology or modification by a third party;
- (c) the amount or duration of use made of the Cisco Technology, revenue You earned, or services You offered;
- (d) combination, operation, or use of the Cisco Technology with non-Cisco products, software or business processes;
- (e) Your failure to modify or replace the Cisco Technology as required by Cisco; or
- (f) any Cisco Technology provided on a no charge, beta or evaluation basis.

- 7.4 This Section 7 states Cisco's entire obligation and Your exclusive remedy from Cisco regarding any IP Claim against

You.

## 8. Warranties and Representations

### 8.1 Performance. Cisco warrants that:

- (a) for 90 days from the Delivery Date or longer as stated in Documentation, or on [www.cisco.com/go/warranty](http://www.cisco.com/go/warranty), the Software substantially complies with the Documentation; and
- (b) during the Usage Term, it provides the Cloud Services with commercially reasonable skill and care in accordance with the Documentation.

### 8.2 Malicious Code. Cisco warrants that it will use vulnerability detection technologies and practices in accordance with Leading Industry Practice to prevent any Malicious Code being introduced by it in providing the Cisco Technology. "Leading Industry Practice" means the exercise of that skill, care and diligence as would be reasonably expected from a leading provider of services substantially similar to the Cisco Technology.

### 8.3 Qualifications

- (a) Sections 8.1 and 8.2 do not apply if the Cisco Technology or the equipment on which it is authorized for use:
  - (1) has been altered, except by Cisco or its authorized representative;
  - (2) has been subjected to abnormal physical conditions, accident or negligence, or installation or use inconsistent with this EULA or Cisco's instructions;
  - (3) is acquired on a no charge, beta or evaluation basis;
  - (4) is not a Cisco-branded product or service; or
  - (5) has not been provided by an Approved Source.
- (b) Upon Your prompt written notification to the Approved Source during the warranty period of Cisco's breach of this Section 8, Your sole and exclusive remedy (unless otherwise required by law) is, at Cisco's option, either:
  - (1) repair or replacement of the applicable Cisco Technology; or
  - (2) a refund of either:
    - (A) the license fees paid for the non-conforming Software; or
    - (B) the fees paid for the period in which the Cloud Service did not comply, excluding any amounts paid or owed under an applicable service level agreement/objective.
- (c) Where Cisco provides a refund of license fees for Software, You must return or destroy all copies of the applicable Software.
- (d) **Except as set out in this Section and to the extent permitted by law, Cisco expressly disclaims all warranties and conditions of any kind, express or implied, including without limitation any warranty, condition or other implied term as to merchantability, fitness for a particular purpose or non-infringement, or that the Cisco Technology will be secure, uninterrupted or error-free. This warranty disclaimer is in no way intended to negate Cisco's security and data protection obligations set forth within its Information Security Data Brief.**
- (e) If You are a consumer, You may have legal rights in Your country of residence that prohibit the limitations set out in this Section from applying to You, and, to the extent prohibited, they will not apply.

## 9. Liability

- 9.1 Neither party will be liable for indirect, incidental, exemplary, special or consequential damages; loss or corruption of data or interruption or loss of business; or loss of revenues, profits, goodwill or anticipated sales or savings.
- 9.2 The maximum aggregate liability of each party under this EULA is limited to:
  - (a) for claims solely arising from Software licensed on a perpetual basis, the fees received by Cisco for that Software; or
  - (b) for all other claims, the fees received by Cisco for the applicable Cisco Technology and attributable to the 12 month period immediately preceding the first event giving rise to such liability.
- 9.3 Sections 9.1 and 9.2 do not apply to liability arising from:

- (a) Your failure to pay all amounts due; or
  - (b) Your breach of Sections 2.1 (License and Right to Use), 3.1 (Cisco Technology Generally), 3.2 (Cloud Services) or 12.8 (Export);
- 9.4 This limitation of liability applies whether the claims are in warranty, contract, tort (including negligence), infringement, or otherwise, even if either party has been advised of the possibility of such damages. Nothing in this EULA limits or excludes any liability that cannot be limited or excluded under applicable law. This limitation of liability is cumulative and not per incident.

## 10. Termination and Suspension

- 10.1 **Suspension.** Cisco may immediately suspend Your Usage Rights if You breach Sections 2.1 (License and Right to Use), 3.1 (Cisco Technology Generally), 3.2 (Cloud Services), 5.1 (Confidentiality) or 12.8 (Export).
- 10.2 **Termination**
- (a) If a party materially breaches this EULA and does not cure that breach within 30 days after receipt of written notice of the breach, the non-breaching party may terminate this EULA for cause.
  - (b) Cisco may immediately terminate this EULA if You breach Sections 2.1 (License and Right to Use), 3.1 (Cisco Technology Generally), 3.2 (Cloud Services) or 12.8 (Export).
  - (c) Upon termination of the EULA, You must stop using the Cisco Technology and destroy any copies of Software and Confidential Information within Your control.
  - (d) If this EULA is terminated due to Cisco's material breach, Cisco will refund You or Your Approved Source, the prorated portion of fees You have prepaid for the Usage Rights beyond the date of termination.
  - (e) Upon Cisco's termination of this EULA for Your material breach, You will pay Cisco or the Approved Source any unpaid fees through to the end of the then-current Usage Term. If You continue to use or access any Cisco Technology after termination, Cisco or the Approved Source may invoice You, and You agree to pay, for such continued use.
- 10.3 **Termination of Agreement with Cisco Partner.** This EULA is automatically terminated upon termination of Your agreement with the Cisco Partner.

## 11. Verification

- 11.1 During the Usage Term and for a period of 12 months after its expiry or termination, You will take reasonable steps to maintain complete and accurate records of Your use of the Cisco Technology sufficient to verify compliance with this EULA ("**Verification Records**"). Upon reasonable advance notice, and no more than once per 12 month period, You will, within 30 days from Cisco's notice, let Cisco and its auditors who are under a written obligation of confidentiality access to the Verification Records.
- 11.2 If the verification process discloses underpayment of fees:
- (a) Cisco Partner may invoice the State pursuant to the terms of Your agreement with the Cisco Partner

## 12. General Provisions

- 12.1 **Survival.** Sections 3 (Additional Conditions of Use), 4 (Fees), 5 (Confidential Information and Use of Data), 6 (Ownership), 8 (Warranties and Representations), 9 (Liability), 10 (Termination and Suspension), 11 (Verification) and 12 (General Provisions) survive termination or expiration of this EULA.
- 12.2 **Third Party Beneficiaries.** This EULA does not grant any right or cause of action to any third party.
- 12.3 **Assignment and Subcontracting.**
- (a) Except as set out below, neither party may assign or novate this EULA in whole or in part without the other party's express written consent.
  - (b) Cisco may:
    - (1) by written notice to You, assign or novate this EULA in whole or in part to an Affiliate of Cisco, or otherwise as part of a sale or transfer of any part of its business, and in any such case, such assignment or novation shall be to an entity of sufficient net worth to meet any potential liability under this Agreement; provided however, that such entity must not be disbarred by the State of Michigan or the federal government and is otherwise not prohibited from doing business in the

State of Michigan; or

- (2) subcontract any performance associated with the Cisco Technology to third parties, provided that such subcontract does not relieve Cisco of any of its obligations under this EULA.

- 12.4 **US Government End Users.** The Software, Cloud Services and Documentation are deemed to be “commercial computer software” and “commercial computer software documentation” pursuant to FAR 12.212 and DFARS 227.7202. All US Government end users acquire the Software, Cloud Services and Documentation with only those rights set forth in this EULA. Any provisions that are inconsistent with federal procurement regulations are not enforceable against the US Government.
- 12.5 **Cisco Partner Transactions.** If You purchase Cisco Technology from a Cisco Partner, the terms of this EULA apply to Your use of that Cisco Technology and prevail over any inconsistent provisions in Your agreement with the Cisco Partner as between You and Cisco only. The terms of this EULA apply independently of any contract You may have with a Cisco partner.
- 12.6 **Modifications to the EULA.** This EULA, or any of its components, may not be amended or modified in any way, except by a properly signed written agreement by the parties. Changes to the EULA apply to any Entitlements acquired or renewed after the date of modification.
- 12.7 **Compliance with Laws**
  - (a) **General.** Each party will comply with all laws and regulations applicable to their respective obligations under this EULA. Cisco may restrict the availability of Cisco Technology in any particular location or modify or discontinue features to comply with applicable laws and regulations.
  - (b) **Data collection and transfer.** If You use the Cisco Technology in a location with local laws requiring a designated entity to be responsible for collection of data about individual end users and transfer of data outside of that jurisdiction (e.g. Russia and China), You acknowledge that You are the entity responsible for complying with such laws.
- 12.8 **Export.** Cisco’s Software, Cloud Services, products, technology and services (collectively the “Cisco Products”) are subject to U.S. and local export control and sanctions laws. You acknowledge and agree to the applicability of and Your compliance with those laws, and You will not receive, use, transfer, export or re-export any Cisco Products in a way that would cause Cisco to violate those laws. You also agree to obtain any required licenses or authorizations.
- 12.9 **Governing Law and Venue.** This EULA, and any disputes arising from it, will be governed exclusively in accordance with Michigan law. Any dispute arising from this EULA must be resolved in Michigan Court of Claims. Cisco consents to venue in Ingham County.
- 12.10 **Notice.** Any informational notice concerning the Cisco Technology delivered by Cisco to You under this EULA will be delivered via email, regular mail or postings on [Cisco.com](https://www.cisco.com). Legal notices to Cisco should be sent to Cisco Systems, Office of General Counsel, 170 West Tasman Drive, San Jose, CA 95134 unless this EULA, or an order specifically allows other means of notice. Legal notices to You should be sent to: Jarrod Barron, 320 S. Walnut, Lansing, MI 48933.
- 12.11 **Force Majeure.** Neither party will be responsible for failure to perform its obligations due to an event or circumstances beyond its reasonable control. In the event the force majeure event precludes the payment of monies due and owing by You, Cisco will continue to perform during the pendency of such event (assuming the Force Majeure event doesn’t also preclude such performance by Cisco) and You will pay Cisco Partner for such service retroactively.
- 12.12 **No Waiver.** Failure by either party to enforce any right under this EULA will not waive that right.
- 12.13 **Severability.** If any portion of this EULA is not enforceable, it will not affect any other terms.
- 12.14 **Entire agreement.** This EULA is the complete agreement between the parties regarding the subject matter of this EULA and supersedes all prior or contemporaneous communications, understandings or agreements (whether written or oral).
- 12.15 **Translations.** Cisco may provide local language translations of this EULA in some locations. You agree those translations are provided for informational purposes only and if there is any inconsistency, the English version of this EULA will prevail.
- 12.16 **Order of Precedence.** If there is any conflict between this EULA and any applicable Cisco policy expressly referenced in this EULA, the order of precedence is:

- (a) this EULA (excluding any Cisco policies); then
- (b) any applicable Cisco policy expressly referenced in this EULA and any agreement expressly incorporated by reference.

### 13. Definitions

**"Affiliate"** means any corporation or company that directly or indirectly controls, or is controlled by, or is under common control with the relevant party, where "control" means to: (a) own more than 50% of the relevant party; or (b) be able to direct the affairs of the relevant party through any lawful means (e.g., a contract that allows control).

**"Approved Source"** means Cisco or a Cisco Partner.

**"Authorized Third Parties"** means Your Users, Your Affiliates, Your third party service providers, and each of their respective Users, permitted to access and use the Cisco Technology on Your behalf as part of Your Entitlement.

**"Cisco" "we" "our" or "us"** means Cisco Systems, Inc. or its applicable Affiliate(s).

**"Cisco Content"** means any:

content or data provided by Cisco to You as part of Your use of the Cisco Technology; and

content or data that the Cisco Technology generates or derives in connection with Your use.

Cisco Content includes geographic and domain information, rules, signatures, threat intelligence and data feeds and Cisco's compilation of suspicious URLs.

**"Cisco Partner"** means a Cisco authorized reseller, distributor or systems integrator authorized by Cisco to sell Cisco Technology.

**"Cloud Service"** means the Cisco hosted software-as-a-service offering or other Cisco cloud-enabled feature described in the product related terms applicable to specific Cisco Technology as set out at [www.cisco.com/go/softwareterms](http://www.cisco.com/go/softwareterms). Cloud Service includes applicable Documentation and may also include Software.

**"Confidential Information"** means non-public proprietary information of the disclosing party ("**Discloser**") obtained by the receiving party ("**Recipient**") in connection with this EULA, which:

is conspicuously marked as confidential or if verbally disclosed, is summarized in writing to the Recipient within 14 days and marked as confidential; or

is information which by its nature should reasonably be considered confidential whether disclosed in writing or verbally.

**"Delivery Date"** means the date agreed in Your Entitlement, or if no date is agreed:

where Usage Rights in Software or Cloud Services are granted separately:

for Software, the earlier of the date Software is made available for download or installation, or the date that Cisco ships the tangible media containing the Software; and

for Cloud Services, the date on which the Cloud Service is made available for Your use; or

where Usage Rights in Software and Cloud Services are granted together, the earlier of the date Software is made available for download, or the date on which the Cloud Service is made available for Your use.

**"Documentation"** means the technical specifications and usage materials officially published by Cisco specifying the functionalities and capabilities of the applicable Cisco Technology.

**"Entitlement"** means the specific metrics, duration, and quantity of Cisco Technology You commit to acquire from an Approved Source through individual acquisitions or Your participation in a Cisco buying program.

**"Malicious Code"** means code designed or intended to disable or impede the normal operation of, or provide unauthorized access to, networks, systems, Software or Cloud Services other than as intended by the Cisco Technology (for example, as part of some of Cisco's security products).

**"Software"** means the Cisco computer programs, including Upgrades, firmware and applicable Documentation.

**"Upgrades"** means all updates, upgrades, bug fixes, error corrections, enhancements and other modifications to the Software.

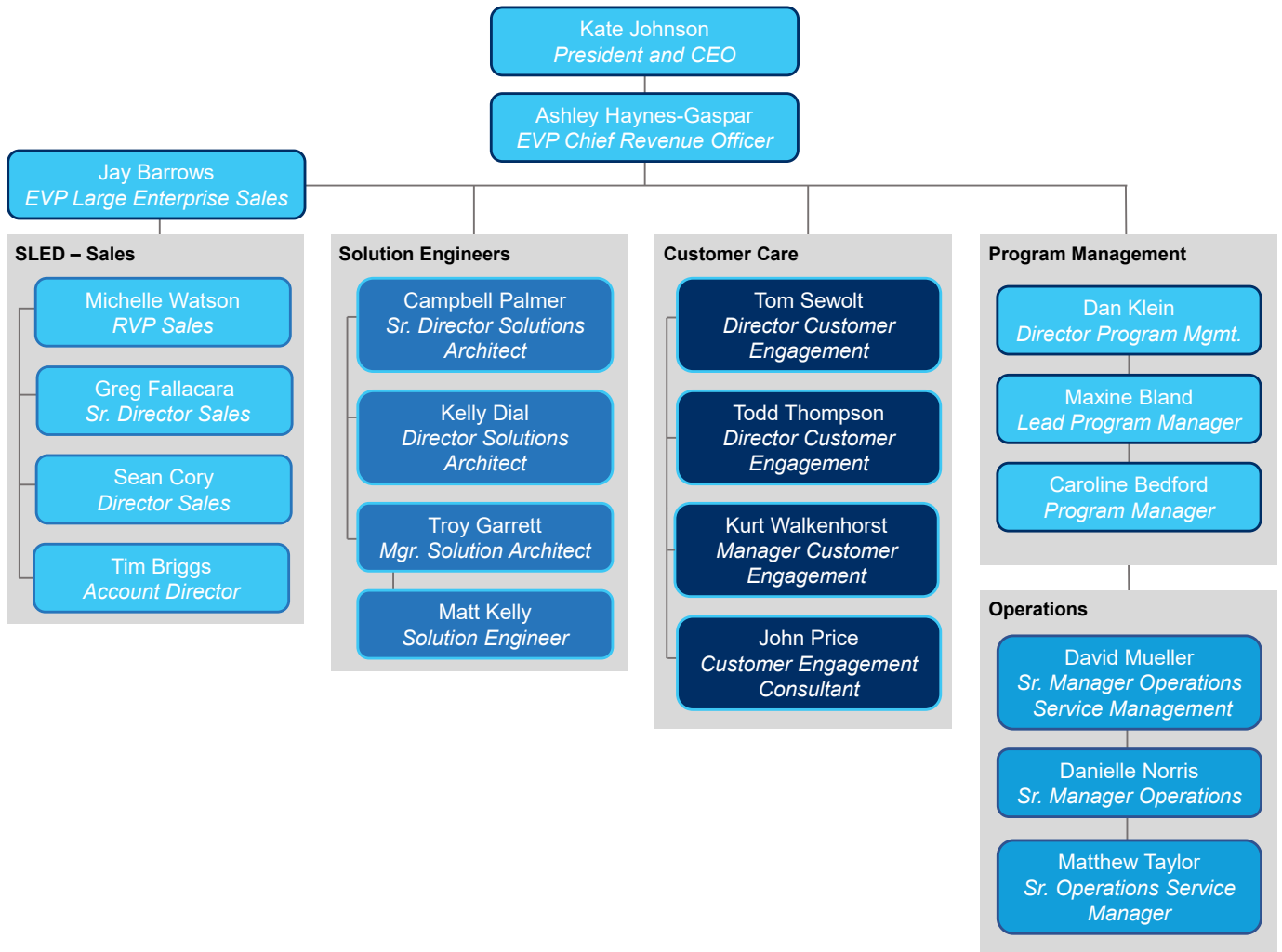
**"Usage Term"** means the period commencing on the Delivery Date and continuing until expiration or termination of the Entitlement, during which period You have the right to use the applicable Cisco Technology.

**"User"** means the individuals (including contractors or employees) permitted to access and use the Cisco Technology on Your behalf as part of Your Entitlement.

**"You"** means the individual or legal entity acquiring Usage Rights in the Cisco Technology.

# SCHEDULE A – ATTACHMENT 4 – ORGANIZATIONAL CHART

## Lumen’s Dedicated Account Team/Management Support State of Michigan





# SCHEDULE A – ATTACHMENT 5 – PROJECT PLAN

The State of Michigan SD-WAN project will be led by Lumen Project Manager, Caroline Bedford. Caroline will provide clear directions to the overall project team to ensure the goals of the State are met. To streamline communication, Tom will serve as our single point of-contact for the State and will:

- Provide high-quality services through efficient, resourceful, and responsive project management.
- Confirm compliance with terms of contract.
- Maintain customer satisfaction.
- Ensure project meets scheduling and technical requirements.
- Manage external suppliers, vendors, and third-party contributors to the project.
- Facilitate rapid response to changing technologies and environments through change/configuration management.

Lumen’s project plan is provided below. The plan details the project breakdown, including sub-projects, tasks, and the timeline. Please refer to Schedule A – Attachment 4 for Lumen’s Organizational Chart for the State of Michigan SD-WAN project.

## PROJECT PLAN – STATE OF MICHIGAN WAN PROJECT

Lumen defines its guiding principles for end-to-end transition, including the people, processes, technology, and governance on transition best practices derived from ITIL, Program Management Institute’s (PMI) Project Management Body of Knowledge (PMBOK®) Guide, Control Objectives for Information and Related Technology (COBIT), Capability Maturity Model Integration (CMMI), and Lean Six Sigma.

Our transition methodology involves Lumen’s PMO Team, State of Michigan stakeholders, incumbent service providers, and other Contractor support personnel working together to ensure the State of Michigan’s mission is supported during the transition period.

Lumen fully documents all processes and procedures and shares updates with the designated State and other key personnel to ensure there is no miscommunication during transition.

The implementation of best practices and methodologies results in our four-phased transition process shown in *Figure 11*.



**Figure 11. Transition Process.** *Defined processes ensure successful transition of State of Michigan services.*

### Phase I—Plan



The Plan Phase is a critical step in the overall process because it lays the foundation for a successful project. Lumen's program management team will work with the State's stakeholders and transition team to review the project scope and refine the approach to implementing the State's requirements and deliverables. During the Plan Phase, Lumen works closely with the State's transition staff to develop process and procedures in identifying site requirements and defining specific requirements by location, define the scope of activities, and ensure adequate staffing to support all project activities.

The major activities occurring in the Planning Phase, including the status of those activities, are provided in *Table 5*.

**Table 5. Planning Phase Transition Activities.**

Major Activities	Status of Activities	
	Pre Award	Post Award
Project Kickoff–Upon award, Lumen will schedule a kickoff meeting and conduct an orientation with both the State and Lumen's key members to outline the high-level process steps to be used during each of the five phases of the Stat's Program. Follow-up kickoff meeting will be scheduled for each of the individual phases with personnel assigned to support the specific deliverables.	Draft outline of agenda	Finalize agenda and date with the State
Define Scope–Lumen reviews and define the scope of the project to ensure that all the State's requirements are clearly identified, and any modifications are addressed before closing out the planning phase. The scope is defined through multiple technical exchange meetings between the State and Lumen's working groups to adjust the transition plan and implementation schedule to meet the State's requirements and concerns.	Initial transition scope identified	Confirm scope with the State
Identify Transition Team Resources–State of Michigan identifies their key transition team members. Lumen introduces key dedicated personnel and other functional support leads for managing the transition and providing technical support.	Transition management team identified and on-board	Finalize assignments
Risk Analysis/Mitigation–Lumen and the State identify risks and develop a risk mitigation strategy for each identified risk. Risks are continually reviewed and evaluated. Lumen's program management team documents, updates, and maintains the Risk	Draft risk analysis and mitigation plan developed	Finalize risk analysis and mitigation plan
Major Activities	Status of Activities	
	Pre Award	Post Award
Mitigation Plan for the State during the transition and life cycle of contract.	based on draft transition plan	
Communications Plan–Lumen and State develop and approve a communications plan and format for reporting and communicating to all team members and executive stakeholders. Lumen's program management team documents the Communications Plan and submit it to the State for review and approval post-award.	Draft communications plans complete with specific reporting and interfaces	Finalize communications plan with involvement of the State
Schedule–The project plan identifies the activities and responsibilities for a successful transition. The project schedule will be maintained in MS-Project, controlled by Lumen's program management team and made available to the State as updates occur.	Draft schedule outlined with discrete tasks	Finalize schedule based on award date, for review and approval by the State.

Significant activities in the planning phase include the review of site requirements, potential site restrictions, mitigation of any risks to on-time completion and specific site-related order requirements. This facilitates a successful, timely, transition, with little to no impact on the State's day-to-day operations.

## **Phase II—Design**

The intent of this phase is first for all parties to understand, agree, and finalize the different types of designs which are available to support the various services under the State. In addition, Lumen will collaborate with the State to validate and integrate our ITIL processes and procedures. The State reviews each service area implementation plan, and the management team validates information gathered during the Phase I Plan to adjust the implementation plan, mitigating any risks identified.

Lumen and the State stakeholders collaborate on each step of the Design Phase prior to approval to ensure that each requirement is documented, developed, and designed to the State's. Lumen's PM manages and controls all change requests to ensure that there is no "scope creep" without the concurrence and written approval of the State and Lumen.

Upon receiving approval by the State, Lumen begins the process with performing a site survey to initiate the solution design for the specific orders. This information is required to begin the process of creating the preliminary Design Layout Record and issuing the associated transport and equipment orders. During the Phase I Plan, we identify long order intervals and issues that could cause delays in the transition.

## **Phase III—Transition**

The Transition Phase involves the transition and delivery of services from the incumbent provider to Lumen. Our approach for the transition phase will be based on the implementation plans and schedule approved by the State.

Lumen coordinates with the existing service provider to ensure service continuity, which is extremely important to minimizing the impact to the State user community. The Project Manager will create a working relationship with the incumbent provider's POC to ensure their transition-out process is in alignment with our transition-in process.

Lumen has developed a standard testing and acceptance program that is modified to meet the needs of the individual services. The result of our testing program is to demonstrate to the State, conclusively, that the installed services fully meet all specified requirements. Every aspect of our Testing and Acceptance program is available for the State, and a State representative is encouraged to partner with us for joint testing. Lumen develops testing and acceptance activities and test reports to comply with the Contract and service order and we provide them at no additional cost to the State. The following is a summary of our approach.

**Service Testing**—Lumen tests each service area under the State program before it is released to the State for approval. We have industry-standard test scripts and protocols for the network and shared services which will demonstrate service performance in compliance with the Contractual requirements for each service area. The State can participate in and/or monitor service testing but it is not required.

**Customer Acceptance Testing**—Test results along with the operational readiness review outputs will be provided to State for review and approval before the transition milestones are met.

## **Phase IV—Manage**

The Manage phase is the final phase of the transition and includes the distribution of completion reports, inputs to Weekly Transition Planning Reports, and Weekly Transition Execution Reports. These reports are distributed to Lumen and the State's stakeholders. This process initiates service compliance activities, as well as the beginning of incident management and monitoring. Most importantly during this phase, Lumen documents any lessons learned, or efficiencies gained, and provides feedback to all teams supporting the project.

Within two (2) days of site transition, Lumen's Project Manager will contact the State's to review the Completion Document to ensure that the State requirements have been successfully delivered. Upon accepting the transition of services from the incumbent to Lumen, the State Representative signs the Completion Document, which officially approves the transition from the incumbent to Lumen. Lumen's Project Manager forwards the signed Deliverable Approval Plan to Lumen's Senior Program Manager who distributes it to the key representatives within the State.

Upon the completion of each site transition, Lumen's Project Manager will collaborate with the State Representatives on lessons learned and identify areas of improvement. Lessons Learned are documented and recommendations are forwarded to Lumen's PM who updates processes and procedures to reflect lessons learned during transition.

### Preliminary Proposed Project Plan

*\*Dates to be updated upon contract execution*

Task Name	Duration	Start	Finish	Predecessors
<b>DRAFT SOM WAN Project Schedule</b>	<b>402.5 days</b>	<b>Mon 7/29/24</b>	<b>Fri 3/13/26</b>	
<b>Phase 1 - Initiation &amp; Scope</b>	<b>5.5 days</b>	<b>Mon 7/29/24</b>	<b>Mon 8/5/24</b>	
Contract Award	0 days	Mon 7/29/24	Mon 7/29/24	
Validate and Accept Award	0 days	Mon 7/29/24	Mon 7/29/24	2
Distribute Internal Notifications to Appropriate Support Organizations	0.5 days	Mon 7/29/24	Mon 7/29/24	3
Prepare Kickoff documents	0.5 days	Mon 7/29/24	Mon 7/29/24	
Submit Kickoff Agenda and Presentation	0.5 days	Mon 8/5/24	Mon 8/5/24	2FS+5 days
<b>Phase 2 - Planning</b>	<b>8 days</b>	<b>Wed 8/28/24</b>	<b>Mon 9/9/24</b>	
Perform DTMB Transition Kickoff Meeting	1 day	Wed 8/28/24	Wed 8/28/24	2FS+22 days
Submit Kickoff Meeting Notes	2 days	Thu 8/29/24	Fri 8/30/24	8
Review and Finalize DTMB WAN Project Plan	2 days	Thu 8/29/24	Fri 8/30/24	8
Confirm DTMB Customer Control Center Portal Accounts and Users	2 days	Thu 8/29/24	Fri 8/30/24	8
Plan Technical Interchange Meetings (TIM) with DTMB	2 days	Tue 9/3/24	Wed 9/4/24	9
Delivery of DTMB WAN Project Plan	1 day	Tue 9/3/24	Tue 9/3/24	10
DTMB Confirms Inventories and Site Priorities	5 days	Tue 9/3/24	Mon 9/9/24	9
Identify IP Addressing Requirements for All Sites	5 days	Tue 9/3/24	Mon 9/9/24	9
Identify QoS Needs and Site Priorities	5 days	Tue 9/3/24	Mon 9/9/24	9
Identify Remote Site Security Configuration Requirements	5 days	Tue 9/3/24	Mon 9/9/24	9
Identify WAN Circuits Requirements	5 days	Tue 9/3/24	Mon 9/9/24	9
<b>Phase 3 - Design</b>	<b>13 days</b>	<b>Fri 9/6/24</b>	<b>Tue 9/24/24</b>	
TIM Kickoff with DTMB	1 day	Fri 9/6/24	Fri 9/6/24	12FS+1 day
Identify Any Migration Scheduling Constraints	3 days	Mon 9/9/24	Wed 9/11/24	20
DTMB Submit Service Order(s)	3 days	Tue 9/10/24	Thu 9/12/24	14,15,16,17,18
Receive and Review Order	3 days	Fri 9/13/24	Tue 9/17/24	22
Assess Current Network State, Agencies and Performance	5 days	Wed 9/18/24	Tue 9/24/24	23
Data Center Site Surveys and State Approval	5 days	Mon 9/9/24	Fri 9/13/24	20
Develop Routing Plans as Necessary	5 days	Mon 9/16/24	Fri 9/20/24	25
<b>Phase 4 - Implementation (IP VPN, EBAS, TMNS/WAN, DIA)</b>	<b>392 days</b>	<b>Mon 7/29/24</b>	<b>Fri 2/27/26</b>	
<b>Build and Execute - Phase 0 - Datacenters 1 and 2</b>	<b>114 days</b>	<b>Mon 7/29/24</b>	<b>Wed 1/15/25</b>	
CPE/Hardware Order	5 days	Mon 7/29/24	Mon 8/5/24	4
Circuit Order	5 days	Mon 7/29/24	Mon 8/5/24	4
Circuit Provisioning Steps	35 days	Mon 8/5/24	Tue 9/24/24	30
CPE/Hardware Received	5 days	Tue 10/1/24	Tue 10/8/24	29FS+40 days
CPE/Hardware Configured	45 days	Tue 10/8/24	Mon 12/16/24	32
CPE/Hardware - Shipped and Delivered to Site	5 days	Mon 12/16/24	Mon 12/23/24	33
CPE/Hardware Ready for Scheduling and Activation	3 days	Mon 12/23/24	Mon 12/30/24	34
Circuit Tested and Ready for Scheduling and Activation	3 days	Mon 12/30/24	Fri 1/3/25	35
Schedule Activation and Cut Over (CPE/Hardware Installation / Circuit Activation)	2 days	Fri 1/3/25	Tue 1/7/25	35,36
Activation and Cutover (CPE/Hardware Installation / Circuit Activation)	3 days	Tue 1/7/25	Fri 1/10/25	37

Remote Installation of 2 Controllers and Integrate with TMNS Management Systems	3 days	Fri 1/10/25	Wed 1/15/25	38
TMNS - Network Monitoring Activation	3 days	Fri 1/3/25	Wed 1/8/25	34,36
<b>TMNS Comprehensive Standup</b>	<b>32 days</b>	<b>Wed 1/8/25</b>	<b>Tue 2/25/25</b>	
Configure Project Site	4 days	Wed 1/8/25	Tue 1/14/25	40
Load Equipment Lists and Network Diagrams	3 days	Tue 1/14/25	Fri 1/17/25	42
Develop and Implement Connectivity and Monitoring Plan	4 days	Fri 1/17/25	Fri 1/24/25	43
Implement Security Protocols	4 days	Fri 1/24/25	Thu 1/30/25	44
Validate Device Access	3 days	Thu 1/30/25	Tue 2/4/25	45
Complete TMNS Playbook and Runbook	10 days	Tue 2/4/25	Wed 2/19/25	46
TMNS and NOC Support Coordination	1 day	Wed 2/19/25	Thu 2/20/25	47
DTMB Training	4 days	Wed 2/19/25	Tue 2/25/25	47
<b>Build and Execute - Phases 1+ (Estimated Time to Complete Remaining Phases)</b>	<b>278 days</b>	<b>Wed 1/15/25</b>	<b>Fri 2/27/26</b>	
DTMB Confirms Inventories and Site Priorities	5 days	Wed 1/15/25	Thu 1/23/25	39
Identify IP Addressing Requirements for All Sites	5 days	Wed 1/15/25	Thu 1/23/25	39
Identify QoS Needs and Site Priorities	5 days	Wed 1/15/25	Thu 1/23/25	39
Identify Remote Site Security Configuration Requirements	5 days	Wed 1/15/25	Thu 1/23/25	39
Identify WAN Circuits Requirements	5 days	Wed 1/15/25	Thu 1/23/25	39
DTMB Submit Service Order(s)	3 days	Thu 1/23/25	Tue 1/28/25	55
Receive and Review Order	3 days	Tue 1/28/25	Fri 1/31/25	56
TMNS Order to Initiate Build in System	1 day	Fri 1/31/25	Mon 2/3/25	57
CPE/Hardware Order	5 days	Fri 1/31/25	Fri 2/7/25	57
Circuit Order	10 days	Fri 1/31/25	Fri 2/14/25	57
Circuit Provisioning Steps	35 days	Fri 2/14/25	Mon 4/7/25	60
CPE/Hardware Received	1 day	Mon 3/24/25	Tue 3/25/25	59FS+30 days
CPE/Hardware Configured	3 days	Tue 3/25/25	Fri 3/28/25	62
CPE/Hardware - Shipped and Delivered to Site	10 days	Fri 3/28/25	Fri 4/11/25	63
CPE/Hardware Ready for Scheduling and Activation	1 day	Fri 4/11/25	Mon 4/14/25	64
Circuit Tested and Ready for Scheduling and Activation	1 day	Mon 4/7/25	Tue 4/8/25	61
TMNS - Network Monitoring Activation	1 day	Fri 4/11/25	Mon 4/14/25	64,58,66
Schedule Activation and Cut Over (CPE/Hardware Installation / Circuit Activation)	5 days	Mon 4/14/25	Mon 4/21/25	65,66
Activation and Cut Over (CPE/Hardware Installation / Circuit Activation)	5 days	Mon 4/21/25	Mon 4/28/25	68
TMNS - Completed Onboarding and Support	1 day	Mon 4/28/25	Tue 4/29/25	69,38
Post Installation Documentation	3 days	Tue 4/29/25	Fri 5/2/25	70
Disconnect Old Circuits	20 days	Mon 4/28/25	Tue 5/27/25	69,38
<b>Phase 5: Operate &amp; Lifecycle Management</b>	<b>10 days</b>	<b>Fri 2/27/26</b>	<b>Fri 3/13/26</b>	
<b>Implement Operations Plan &amp; Standard Operating Environment (SOE)</b>	<b>10 days</b>	<b>Fri 2/27/26</b>	<b>Fri 3/13/26</b>	
Finalize Inventory Records	3 days	Fri 2/27/26	Wed 3/4/26	50
Provide DTMB Operations Training	1 day	Wed 3/4/26	Thu 3/5/26	75
Lessons Learned	0.5 days	Fri 3/6/26	Fri 3/6/26	76FS+1 day
Provide Operational Support Documentation	1 day	Thu 3/5/26	Fri 3/6/26	76
MS Excel Spreadsheet of Installed Sites with Hardware ID's	5 days	Fri 3/6/26	Fri 3/13/26	78

# SCHEDULE A – ATTACHMENT 6 – OPERATIONS PLAN

---

## Operations Plan

Lumen's Tailored Managed Network Service capabilities enable the State of Michigan and its agencies to seamlessly transition to a fully managed or hybrid managed SD-WAN network operational environment while maintaining business and workflow continuity. In addition to technological efficiencies, Lumen's highly qualified people and its commitment to process excellence will allow Lumen to provide increased efficiencies to the State of Michigan and its users through the incorporation of standardized, template-based process and documentation inclusive of continual improvement methodology.

**Process and Support Excellence:** Lumen's commitment to drive efficiency through an Information Technology Infrastructure Library (ITIL)-based service delivery model and select disciplines from other improvement frameworks including Six Sigma, Lean Six Sigma, and Capability Maturity Model Integration (CMMI) providing the State of Michigan with customizable process workflows and improved documentation accuracy. Lumen will continually leverage existing best-of-industry technologies and develop innovative tools that provide a holistic view of the in-scope State of Michigan IT infrastructure and its impact on business operations and processes. In addition, Lumen will continually incorporate process improvements based on ongoing and pragmatic feedback from our customers and organic innovation from within our organization.

Lumen combines these principles with its ITIL-based service methodology providing for a comprehensive approach to service delivery with a focus on providing the State of Michigan with an efficient, reliable, scalable, and maintainable networking infrastructure. Lumen employs a three-phase approach to Managed Services each phase identifies, isolates, and develops actions around key focus areas for the project/service. Lumen's approach ensures end-user satisfaction and long-term maintenance of State of Michigan infrastructure with a continued focus on process and documentation precision and currency:

- Day 0 – Discover
- Day 1 – Transition
- Day 2 - Execute and Refine

## Approvals and Document Control

Lumen will work closely with the State of Michigan to minimize program risks through improved performance, completed schedules, and managing budget and will develop and maintain Approval and Documentation processes as part of the Operations Plan.

- A comprehensive recommendation for effectively documenting the State of Michigan network and operational procedures, inclusive of Authorized User permissions and status verification.
- Identification of how the State of Michigan existing documentation will be converted to this system if necessary.
- Identification of how the State of Michigan network documentation will be kept current for assurance that it is up to date when referenced by network engineers.

The Lumen proposed solution provides the State of Michigan with a disciplined approach to baseline, transition and operational readiness through the leveraging of Lumen project lifecycle involvement. This continuous involvement across Day-0, 1, and 2, inclusive of architectural, technical, and site-specific decisions and information gathered during Day-0 provide a known-state environment when doing the Day1 installation, configuration, and deployment efforts commence. This leads to substantially improved performance and accountability in Day-2 services. From senior management involvement to Program and Transition managers, Cisco Certified Internetwork Expert (CCIE) engineers and architects to Tier I, II, III service operations support, Lumen engages the right people with the right skills to achieve the State of Michigan's operational and service level goals. Coupling the best tools and technology with ITIL-based processes and documentation methodology provides the foundation for meeting State of Michigan

defined service level agreements (SLA) in Day-2 operations and support, and ensures the accuracy, currency, and completeness of all service deliverables.

#### *B. Scope and Purpose of the Operations Plan.*

### **Lumen TMNS Operations Proposed Overview**

#### **Scope and Purpose**

Lumen Tailored Managed Network Services (TMNS) and Lumen Network Operations Center (NOC) combine the power of Lumen's expertise as a best-in-class Service Provider with proactive monitoring by skilled operations engineers. Our solution provides complete IP telephony, cloud expertise, and comprehensive managed security options, to provide multi-faceted levels of ongoing support, tailored to the State of Michigan's requirements. Based on the requirements set forth in the Contract, Lumen will leverage a Shared Network Operations model using remote staffing and SOW based consultation options and project support as optional capabilities. This provides the State of Michigan with cost-efficiencies of a shared resource model with the flexibility of incorporating the State of Michigan staff and existing processes where desired into a hybrid operational model.

TMNS includes equipment and network management and support, MACs/service requests and operational support of all in-scope devices and systems using a device cost pricing resource model. Security is a key component of Lumen's solution and is included with its network management services. Additional enhanced security solutions are available if needed. As part of the standard operational support of the environment, Lumen will provide 24/7 monitoring and management for all in-scope devices connected to the network inclusive of the following State of Michigan Requirements in support of a Lumen Managed Network Operations Center (NOC) providing 24/7 proactive monitoring of the State of Michigan network.

- NOC with 24/7/365 coverage with active DR capability
- Direct Access with skilled Tier 1 – 4 and Advanced technical support
- Comprehensive Systems and Tools inclusive of State of Michigan integration
- Event Monitoring and Management
- Service Request/Request Fulfillment
- Problem/Incident Management
- Availability Management
- Capacity Management
- Change Management
- Configuration and Release Management
- Coordination with internal and external State of Michigan service organizations

The proposed Lumen TMNS NOC offering is a customized, fully managed solution that will support the State of Michigan's requirements including hardware and software installation and maintenance, proactive management and 24/7/365 monitoring, with flexible pricing and comprehensive support options which will assist in the mitigation of State of Michigan time and staffing restraints.

Providing end-to-end support from design/planning to ongoing management and optimization, Lumen will leverage our understanding of the State of Michigan's environment coupled with our engineering expertise to support the State of Michigan networks with a commitment to delivering carrier-class service levels. As a dedicated provider, Lumen will continue to uncover opportunities for cost savings, business efficiencies and improved performance and capabilities through the recommendation and deployment of enhanced network capabilities.

TMNS NOC System and Tools - The TMNS NOC monitors State of Michigan in-scope contracted devices and associated network elements 24/7 using an SolarWinds' Web Helpdesk and Orion Advanced monitoring platform network leveraging primarily the Network Performance Monitor (NPM) and Network Configuration Manager (NCM) modules.



The TMNS NOC will access the State of Michigan's managed network elements via secure tunnels or through a State of Michigan unique VPN connection. If required, probes are installed within the customer's network to provide a secure path for contracted device monitoring via an SSL/TLS connection between each probe and the TMNS NOC's National Surveillance Center. The SSL/TLS link is used for the sole purpose of permitting the TMNS NOC to monitor and manage contracted devices. Informational data collected includes, but may not be limited to SNMP, Netflow, ICMP, Passive Quality of Experience (QOE), and traceroute. This information is used to determine device availability, bandwidth usage and utilization, Traffic Patterns including Source and destination, Top Applications, and QOE on a per call basis with default polling intervals of 2 minutes for up/down status and 10 minutes for statistical information.

#### C. Agreement Summary.

A Summary of the Contract/Agreement will be included with the jointly developed Operations plan.

#### D. Service Delivery. – Plan responses for D to be provided as indicated

##### 1. Service Delivery Processes – Overview.

#### Service Delivery Processes Overview

**TMNS Proposed Services and Scope** - Lumen's TMNS inclusive of transition, implementation and lifecycle management strategies are based on the Project Management Body of Knowledge (PMBOK) methodology, Total Quality Management (TQM) and Information Technology Infrastructure Library (ITIL) v4 best practice standards. These enable Lumen to successfully transition government and commercial customer networks. Our transition approach delivers a seamless transition to a Lumen lifecycle support model for State of Michigan named services as depicted in the Pricing attachment which mitigates impacts or service disruption to the State of Michigan's user community. As described above, Lumen employs a rigorous three-phase approach to Service Delivery and Support.

**Day 0: Discover** - Lumen's Discover phase prepares both the State of Michigan and Lumen for a smooth and efficient implementation of the selected solution and transitioning to our managed services. During this period, the Lumen program manager operates as a single point of contact and focuses on established timelines and commitments. The objectives of this phase are:

1. Define, or validate, the program objectives.
2. Collect information about the current environment.
3. Assess and understand the State of Michigan target state goals for lifecycle management.
4. Architect the solution and create a Roadmap for As-Is and Modernization.

Specific Lumen Day-0 Discover Capabilities include Program Workspace providing transition task output mapped to all identified State of Michigan requirements. This Program Workspace leverages dedicated architects including Senior data/voice architects on Lumen staff who lead Day-0 design and architectural activities and dedicated engineers extensive experience with networking, system, and tool technologies. As a managed service,

These existing Day-0 capabilities allow Lumen to move quickly after project initiation providing to the State of Michigan a predictable outcome in a predictable timeframe to Day-0 activities. Examples of potential work efforts in Day 0 are cited in *Table 6* below.

2. Table 6. Summary of Example Lumen Day 0 Tasks and Actionable Activities

Category	Day 0 - Discover Activity
Systems	Identify Data (WAN & LAN) system requirements
Systems	Identify software requirements
Systems	Review incumbent CMDB systems & strategy
Systems	Identify data import requirements
Systems	Identify data export requirements

Systems	Validate CI
Systems	Establish/integrate LUMEN CMDB
Operations	Review completion criteria and prepare for Transition Day 1

**Day 1: Transition** - Once the Discover phase is complete; Lumen starts the Transition phase of work to deploy the selected network transformation solution. Lumen works to establish connectivity and refine standard processes to align with the State of Michigan's requirements inclusive of configuration of the necessary tools and systems for service as detailed below and lastly remotely activates the service. During this entire process, the transition manager and engineers work closely with the State of Michigan for a smooth implementation and activation of the network. The objectives of this phase are:

1. Install/configure/deploy network services.
2. Establish secure remote connectivity.
3. Activate a fully functional and operational system including systems, tools and finalized process and inventory documentation.

Table 7 below provides examples of activities performed in Day 1 – Transition Phase.

3. Table 7. Summary Example of Lumen Day 1 Tasks and Actionable Activities

Category	Day 1 – Transition Activity
Operations	Review and revise agreed to incident, problem and change processes
Operations	Gather, revise, and refine existing service management processes
Operations	Establish LUMEN Process Interface Manual (PIM)
Operations	Baseline device inventory, mapping to network and service demarcation points
Operations	Update and implement asset and configuration management
Operations	Develop and review performance measurement and reports (SLAs)
Operations	Implement event consolidation tools and correlate events
Category	Day 1 – Transition Activity
Operations	Implement LUMEN automation services and tools
Operations	Review and update the existing Service Continuity Plan
Operations	Provide access to specific ports and protocols and in-scope devices
Operations	Transition of operational, monitoring and administration services
Operations	Transition of cable infrastructure, service, and documentation (records and diagrams)
Operations	Transition of soft and hard MACD management and procedures
Operations	Phased migration of current network assets / circuits to Lumen Managed Service
Process	Develop best practice process guidelines



Process	Develop job aids
Process	Develop operations run book
Process	Review documents and load knowledge articles in ticketing tool
Process	Document cutover procedures
Systems	Implement network and device management and monitoring tool(s)
Systems	Implementation of integration capabilities and testing procedures
Systems	Validate software capabilities
Systems	Review system capabilities
Systems	Validate CI data attributes
Systems	Identify export capabilities
Systems	Review reporting capabilities
Systems	Define configuration requirements

**Lumen Day 1** – Transition capabilities provide the State of Michigan with the tangible benefits of support team continuity, efficiency of comprehensive data collection and predictability of leveraging the predictability and precision of the Lumen TMNS tools, processes, and methodology.

**Day 2: Execute and Refine** – Lumen’s core business model for Day-2 Service Delivery includes several domestically located Network Operation Centers including Wake Forest NC as Primary with Minneapolis, MN, Scottsdale Arizona, and Austin TX providing secondary/DR capability.

Lumen has invested significant time and resource in developing our Day-2 delivery model to maintain and continuously improve the accuracy, currency, and completeness of service deliverables. Our Day-2 services are built on proven ITIL-based service operations processes to consistently deliver high quality and value services governed by industry leading Service Level Agreements (SLAs). These mature Service Operation processes as detailed in *Table 8* below enable Lumen to achieve increased efficiency and effectiveness in the delivery and support of services to ensure value for the State of Michigan and its users.

4. Table 8. Lumen Day 2 Support Model and Process Summary

Day-2 – Execute and Refine Activity	Task	Deliverable	Outcome
<b>Monitor</b>	Availability Management Performance Management Event Management	24/7 monitoring, reporting and escalation services	24/7 monitoring and management of the network infrastructure in
Day-2 – Execute and Refine Activity	Task	Deliverable	Outcome
<b>Manage</b>	Incident Management	24/7 management services inclusive of process	support of State of Michigan daily business / operations.

	Problem Management Escalation Management Configuration Management Release Management	documentation customizable to State of Michigan environment	
<b>Optimize</b>	Capacity Management Service Level Management Security Management	Optimization of services and reporting	
<b>Review</b>	Define Measure Analyze	Identification and analysis of Lumen operational areas for improvement	Six Sigma process improvement methodology applied to Lumen IT Factories / Operations
<b>Improve</b>	Design Verify	Updated processes and procedures focus on efficiency, scale, and quality	

## 2. *Help Desk Process.*

### Help Desk Process

**TMNS NOC Roles and Responsibilities and Help Desk** – As stated above, the primary goals of the IM process are to restore normal service operation as quickly as possible and to minimize the adverse impact on business operations, thus ensuring that the best possible levels of service quality and availability are maintained. Defined TMNS NOC Tiers are as follows:

**Tier 1:** Provides primary service desk support for rapid routing and categorization of Change Requests so that each request is most effectively forwarded (assigned). The Tier 1 Ops Techs are the official point of contact for the receiving, logging, and reporting of all service tickets (incidents, requests, changes, problems, etc.). Tier I acts as the single point of contact to the customer for inquiries pertaining to open service tickets. Responsibilities of TMNS NOC Tier 1:

- Overall ticket owner; responsible for ticket through lifecycle, to completion.
- Categorize and prioritize Incidents and Requests.
- Recover incidents when able, promptly assign Incidents otherwise.
- Fulfill service Requests when able, promptly assign service Requests otherwise.
- Assign tickets to appropriate Lumen work group for resolution.
- Send quote requests and orders to Carriers, track orders from Carriers through completion.
- Issue orders for all seats based on MAC and Project Activity.
- Place orders internally to add seats for all Remedy tickets.
- Interface with other project team units.
- Provide information to customers on the status of their service tickets.
- Report potential Incident trends to the Service Manager.

**Tier 2:** Responds to Change tickets forwarded from Tier 1 and to alarms generated by SolarWinds. They have primary responsibility for the implementation of the change.

**Tier 3:** Comprised of voice and data experts that advise and will review any Change Requests that impact the enterprise infrastructure.

**Tier 4:** The TMNS Service Manager is the Change Management Process Owner and convenes and chairs the Change Management meetings. The TMNS Manager can 'declare and authorize' an Emergency Change.

## 3. *DATA MAC Process.*

DATA MAC Process

**TMNS Move Add Change (MAC) Request Management** – Lumen’s Change Management solution will provide a disciplined process for introducing required changes into the State of Michigan environment with minimal disruption to ongoing operations. Providing improvements to service availability and operational efficiency by verifying and consolidation, thereby reducing the number of unnecessary changes. To achieve this goal, the Change Management process will include the following activities:

- Formally initiate a change through the submission of a Request for Change (RFC) inclusive of assignment of a priority and a category to the change after assessing its urgency and its impact on the infrastructure or end users. This assignment affects the speed at which the change will be addressed and the route it takes for authorization.
- Establish an efficient process for passing the RFC to a change manager and, if applicable, the State of Michigan Change Advisory Board (CAB) for approval or rejection of the change.
- Plan the deployment of the change, a process that can vary substantially in-scope depending on the nature of the change and includes reviews at key interim milestones.
- Lumen shall store the initial configuration and maintain historical configuration revisions.
- Conduct a post-implementation process that reviews whether the change has achieved the goals that were established for it and determines whether to keep the change or back it out.

Lumen may provide configuration restoral if there are problems with the configuration update.

Lumen will continually monitor device configurations to ensure they remain in compliance with documented configuration policies. If a disparity between the operational configuration and established policies is detected, Lumen will notify the State of Michigan, as directed, and will automatically initiate a change to remain in compliance. Lumen’s Change Management service offers customers the ability to request and receive configuration updates to networked devices without being burdened by fees associated with per request changes. Authorized State of Michigan Users may request changes via the portal with Lumen scheduling and/or implementing the change.

4. Data Repair Process.

Data Repair Process

**TMNS Incident and Problem Management** – Lumen’s TMNS understands that Incident Management (IM) is a critical process that enables TMNS to support organizations like the State of Michigan with the ability to first detect incidents and then to target the correct support resource in order to resolve the incident as quickly as possible. The goals of an IM process are to:

- Minimize the impact of any interruption to service
- Restore service as quickly as possible
- Ensure the best possible levels of service quality to the State of Michigan

The Lumen TMNS IM process also provides management with accurate information of the incidents impacting the State of Michigan, so that they can identify the required support resource and plan for their provision. By utilizing the IM process, Lumen’s Service Delivery Organization can ensure that its support resources are focusing on the issues that have the greatest urgency and potentially the greatest impact on the State of Michigan and its users. The IM process aims to ensure that Incidents are detected, and service requests recorded. Recording ensures that there are no lost incidents or service requests, allows the records to be tracked, and provides information to aid problem management and planning activities.

Incident Management and Process Management (IM/PM) Definitions are provided in *Table 9* below.

Table 9. Lumen Incident Management and Problem Management Process Definitions

Incident	An unplanned interruption to an IT service or a reduction in the quality of an IT service. Failure of a configuration item that has not yet impacted a service is also an Incident.

Problem	A cause of one or more Incidents. The cause is not usually known when a Problem record is created, and the Incident Management process is responsible for further investigation.
Change	The addition, modification, or removal of anything that could have an impact on IT services. The scope includes all IT services, configuration items, processes, documentation, etc.
Request	A Request from the State of Michigan for information or advice (RFI); a simple MACD, or a complex project that would require Project Management services (Project MACD).
Known Error	A Problem that has a documented root cause and a workaround. Known Errors are created and managed throughout their lifecycle by the IM process.
Workaround	A procedure or a temporary fix that reduces or eliminates the impact of an Incident or Problem which does not yet have a permanent fix.
Root Cause Analysis and Permanent Fixes	Determination of the root cause of Problems and developing a permanent fix for problems are handled by the IM process. The IM process is only concerned with restoring service as quickly as possible. It is up to the IM process to identify root causes and fixes for major or repeating Incidents.
Hierarchical Escalation	Escalation refers to the decision to invoke a formal intervention for an Incident (Repair) or Problem (Outage). Escalation may be invoked when the process is faced with an Incident of major impact, or a system Outage, if the process is deemed incapable of meeting agreed upon service levels. Escalations will be handled by the Service Manager who has the authority to expedite crisis handling (e.g., immediate, but temporary, changes in priorities, teams, or working relationships).
Functional Escalation	Hand-off or Assignment refers to a routine function of the IM process that governs the transfer of responsibility for an open Incident to another support tier and/or area of expertise within the operational Project Team.
Severity	Represents the impact that the service disruption has on the customer. Severity may be sensitive to the number of systems or services disrupted, but volume is not the only criterion applied. A Severity rating will be determined by the Lumen Operations Technician (Ops Tech) at the time the ticket is received by Tier 1.

Incidents are current operational failures, whereas Problems are persistent faults that can cause future failures. In this way, Lumen's approach to IM is that an Incident always remains an Incident. Its urgency, severity or priority may increase, but it never becomes a Problem (that is, the ticket type should never change). After an Incident ticket has restored service and been closed, Lumen may elevate the Incident (or related Incidents) to a Problem to analyze and isolate the root cause of the issue to proactively potential future failures. A Problem ticket can thereby be created as a result of one or more related Incidents, and the associated Incidents tickets should be "linked" to the Problem ticket.

TMNS IM/PM Guiding Principles Definitions identified below in *Table 10* will drive the design and operation of the IM Process in support of the State of Michigan's performance objectives. Definitions provided provide context for the State of Michigan relative to the TMNS IM/PM approach and support parameters.

5. Table 10. Lumen Incident and Problem Management Guiding Principles Summary

One Process	A single Enterprise IM process is utilized by all Lumen Project Team members and customers.
Single Points of Contact	Tier I is the single point of contact for customers regarding incidents (Repairs), service requests (RFIs, MACs, and Projects), and changes (Change Requests), as well as managing subsequent outbound communications. The Service Manager is the single point of contact for customers in regard to Problem (Outage) tickets.
Response & Resolution Targets:	Initial response and final resolution of Incidents are provided in accordance with relevant Service Level Requirements.

Logging & Tracking	Every reported Incident, Service Request, Change Request, and Problem ticket is logged, categorized, prioritized, tracked, and managed from initiation through closure, including those reported to Lumen in an informal way.
	Resolution Record Keeping: Every logged Incident ticket has a clearly recorded solution in the Remedy record, prior to closure.
Status Updates	Lumen customers are kept informed with regards to the status of their Remedy Requests.
Validation & Closure	An Incident is closed only upon validation that it has been resolved and service has been restored.

IM/PM Ticket Categorization includes Severity level assignments using the following classification types as cited in *Table 11* below.

**Table 11. Lumen Incident Management Severity Level Matrix**

Score	Probability	Impact	Detectability
4	Highly likely/probable (76%–100%)	<b>Critical:</b> Threatens the viability of the business or represents failure of the project.	Determined after impact has been realized.
3	Likely (51%–75%)	<b>Severe:</b> Threatens the achievement of business vision or severely reduces project benefits.	Realized upon trigger event.
2	Somewhat likely (26%–50%)	<b>Moderate:</b> May delay achievement of the vision or reduce project benefits.	Immediately prior to trigger event, can be mitigated prior to trigger if monitored.
1	Unlikely/improbable (0%–25%)	<b>Minimal/Minor:</b> No impact on business vision but may increase project costs and timescales.	Determined well in advance of occurrence or trigger event.

Examples of the Lumen TMNS Incident Management Process are provided Attachment State of Michigan Operation Workflow Examples.

#### 5. Data Alarm Monitoring Process.

#### Data/Alarm Monitoring Process

**Lumen TMNS Event Monitoring and Management** - Contracted devices are configured by the TMNS NOC to send failure notifications (traps) to our National Surveillance Center. These alarms are automatically correlated and indexed to be categorized into the appropriate severity group. The event is then forwarded to an analyst for proper event handling. When a service issue (event) occurs, the TMNS NOC will work with the State of Michigan, or a State of Michigan appointed agent to identify the cause of the events and will process Event as follows:

- Create a service ticket.
- Record the appropriate tracking information.
- Engage other Lumen teams when required.
- Contact vendors through contract agreements or Letter of Agency (LOA).
- Dispatch field support personnel when required and act as event owner/manager until final resolution.

A State of Michigan notification for each event is held or delivered in accordance with the Customer Interface Document.

**Event Identification & Triage** - The TMNS NOC opens a trouble ticket and begins the process of identifying and troubleshooting the alarm. Per the State of Michigan requirements, tickets will be sent to the State of Michigan's system at this time TBD. During the troubleshooting process, the receiving engineer may be required to escalate the trouble ticket to an engineering product specialist based upon the type of event received or any special skills required. The NOC engineer will, if required, direct certain issues with contracted hardware to be escalated to the supporting vendor for additional evaluation and recommendations.

**Event Resolution & Reporting** - When event resolution is finalized, the TMNS NOC engineer will add final remarks and close the internal ticket, notify all outside agencies involved in the fix activity and request associated external

tickets to be noted and closed. TMNS NOC will notify the customer designated contact(s) of the closure event. The customer designated contact is defined in accordance with the Customer Interface Document.

## 6. *Data Chronic Process.*

### **Data Chronic Process**

**Chronic Outages and Issues.** The following information outlines the information the State of Michigan and/or the Lumen Service Manager needs to provide Lumen TMNS and the definition and process for a chronic situation.

Data needed includes.

- Circuit ID, Product, Instance ID (PIID), Service Identifier or FRO ID
- Customer Contact Name, Phone Number and Email
- Local Contact Name, Phone Number and Email
- Site access hours
- Detailed history of the problem (including past ticket numbers)

**Definition and Process –** The State of Michigan or the Lumen Service Manager can report a chronic problem by calling the Lumen repair center. Chronic reports should be focused on the history of a single circuit ID, /PIID or Service ID. A chronic is usually considered three tickets within 45 days. Chronic tickets are handled differently than trouble tickets and should be expected to be a more thorough and lengthy analysis process. Urgent service outages should be handled through the repair center with a chronic ticket opened to identify and resolve suspected recurrent issues.

## 7. *Scheduled Maintenance Process.*

### **Scheduled Maintenance Process**

**Network Maintenance and Notification –** Lumen's global change management procedures effectively manage the coordination and communication of change in the network production environment while minimizing the impact of change activities to the network. Following a standard method of change implementation, each proposed network change is vetted against a defined risk mitigation and authorization process to prevent problems and minimize the effects of network changes.

There are two maintenance classifications:

- 1) **Service Affecting (SA):** Directly impacts the service of Lumen customers. All external customers impacted by SA maintenance activity shall be notified in advance.
- 2) **Non-Service Affecting (NSA):** Is not intended to be service affecting to customers. No external customers are notified of NSA activity.

### **Scheduled Maintenance**

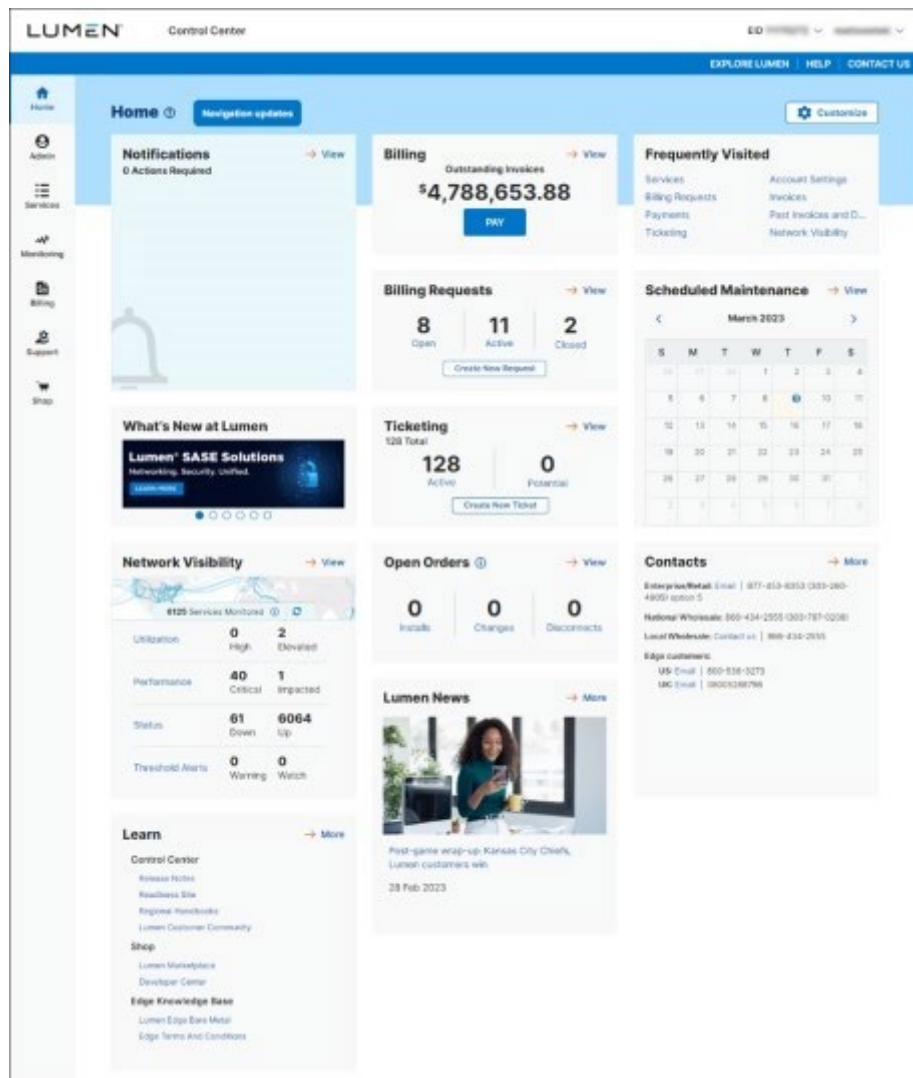
Scheduled network maintenance is normal maintenance scheduled to maintain and upgrade the Lumen network. This includes any foreseen, predictable need to make a change to the current state of the network, including upgrades and augments. Consistent with our internal objectives, we endeavor to notify State of Michigan seven (7) to 14 days in advance of the scheduled network maintenance that is planned and implemented by Lumen on our network assets. This aligns with the measured performance and internal standard that our operations group works to maintain as typical internal objectives. This notification is provided at no additional cost. The Scheduled maintenance function includes routine maintenance and repair functions which consist of:

- Remote monitoring of facilities and infrastructure 24/7. For fiber, this entails monitoring of the fiber sheath for continuity and proper grounding. Facility monitoring will include various environmental alarms.
- Patrol of the network route on a regularly scheduled basis. Regularly scheduled patrols will occur at least once a month.
- Maintenance of signposts along the system right-of-way that provide the number of the local "CallBefore-You-Dig" organization and the toll-free number for Lumen's "Call-Before-You-Dig" program.
- To facilitate rapid response to maintenance issues, Lumen assigns fiber maintenance technicians to locations along the network routes.



- Monthly preventative maintenance program to include AC and DC power level readings, backup power testing and general location inspections.

To ensure timely updates, State of Michigan can subscribe to email notifications on maintenance activities/trouble tickets, plan for scheduled maintenance events with the network maintenance calendar and update their technical/repair contact list(s) using the Control Center portal. Control Center shows maintenance events for the current month and 11 months into the future so you can plan ahead. You can view events either in a list or on a calendar and you can download the list of events to use elsewhere. The email alert and notice on Control Center will provide the date and time (with time zone drop down options) of the activity, description and duration of activity, scope of event, possible effect on network and a completion timeframe, if needed. The alert will also provide a Lumen trouble ticket number available for view via Control Center should additional information be needed. All scheduled maintenance is planned with a back-out contingency plan prior to scheduling, as needed. If the scheduled maintenance is canceled or delayed for any reason, Lumen will immediately notify those impacted. The scheduling and notification process will be repeated to reschedule any delayed activity.



6. Figure 12. Control Center Home Page

Planned maintenance is conducted each night between midnight and 6 a.m. local time. Because planned maintenance may impact multiple customers, we may be unable to accommodate individual customer time requests. We will make every effort to accommodate a customer request to reschedule; however, if the change impacts multiple customers, we may not be able to accommodate the request.

Questions or requests about any scheduled maintenance can be sent to Lumen change management through Control Center or call 855-CHG-MGMT (855-244-6468) with required support details and you will receive a reply with a ticket number to document the request.

### **Unscheduled Maintenance**

In certain circumstances, the need for unscheduled maintenance may occur:

- **Emergency Unscheduled Maintenance:** A response to an alarm identification by our NOC, notification by regional network operations and security centers or notification by any third-party of any failure, interruption, or impairment in the operation of fibers within the Lumen system, or any event imminently likely to cause the failure, interruption, or impairment in the operation of fibers within the network.
- **Non-Emergency Unscheduled Maintenance:** A response to any potential service-affecting situation to prevent any failure, interruption, or impairment in the operation of fibers within the network not covered by scheduled maintenance.

At sites requiring emergency unscheduled maintenance activity, maintenance personnel will arrive within four hours from the time we become aware of the event, unless delayed by Force Majeure. Technicians responsible for initial restoration of a cut cable carry on their vehicles the typical equipment that would enable a temporary splice. We also maintain and supply an inventory of spare cable in storage facilities at strategic locations to facilitate timely restoration. Our main objective will be to complete a permanent restoration. The following factors will be used to determine whether a restoration is permanent or temporary:

- **Time:** If performing a permanent restoration significantly exceeds the customer SLA, then a temporary restoration may be performed.
- **Location:** If the cut is located where a permanent restoration is difficult or impossible without significantly exceeding the SLA, temporary restoration may be required.
- **Materials:** If the materials needed for a permanent restoration are not readily available, a temporary restoration may be required.

The decision of whether to complete a permanent or temporary restoration is at the discretion of the local on-site outside plant management team. Safety hazards, natural disasters, weather, and federal, state, and local laws are additional factors that may influence the decision to perform a temporary restoration.

Emergency maintenances (which include Lumen's efforts to correct any network conditions that may degrade the quality service) and third-party maintenances where we are the recipient of a notification of planned maintenances mandated or performed by any entity outside of Lumen will be excluded. Some examples of exclusions would include, but would not be limited to, the following:

- DOT mandated work (railroad, roadway construction, etc.)
- PUC (water, electric, etc.)
- Off-network (third-party initiated work by another carrier) including optimizations or grooms
- Work mandated or restricted due to safety (tunnel access, electric grid work, bridge construction, etc.)
- Fiber or equipment maintenance
- Relocation
- Replacements
- Metro ring node inserts
- Decommissions
- Areas of restricted access in private buildings or leased facilities

## **8. Change Management Process.**

### **Change Management Process**

**TMNS Change Management and Service Request Management** – The primary goal of the Lumen Change Management is to ensure that all State of Michigan service requests are managed in a consistent and repeatable manner. A service request/RFI can be as simple as a customer requesting a project cost estimate (either a quote or a SOW) or seeking information. MACDs and project MACDs are completed in accordance with set Service Level Requirements (SLRs). Lumen's pricing includes State of Michigan NOC to Lumen TMNS requests. Lumen can, with additional information from the State of Michigan include an end-user request option.



Lumen TMNS Service Request or Request Fulfillment (RF) process objectives include providing the State of Michigan with a Provide standardized process for State of Michigan Authorized Users to request and receive standard services for which a pre-defined approval and qualification process exists. These include following request types:

- Move, Add, Change, Delete (MACD) Requests
- Project MACD (a MACD request of more than 20 tasks) Requests
- Requests for Information (RFI) Requests

In addition, Lumen will provide information to State of Michigan Authorized Users about the availability of services and the procedure for obtaining them as well as deliver the components of requested standard services.

**NOTE:** The Lumen RF process does not include Incident or Trouble Tickets. Incident Tickets related to network connectivity, functionality, and performance issues will follow the Incident Management Ticketing process as defined in Incident/Problem Management Section below. Incident Management is available to the State of Michigan 24/7/365, and all calls are answered directly by qualified network specialists. Both Incident Management and Request Fulfillment tickets opened by Lumen technicians can use e-Bonding forwarded to State of Michigan ticketing system if required.

Examples of the Lumen Change Management Process Flows are provided in Attachment - State of Michigan Operation Workflow Examples.

#### *9. Video Scheduling Process.*

Lumen will hold web video conferences with the appropriate parties from the State of Michigan and Lumen using Microsoft Teams when needed or upon request.

#### *E. Capacity Planning, Configuration Management and Risk Management.*

##### **Capacity Planning, Configuration Management and Risk Management**

**TMNS Capacity Management** – Lumen’s TMNS Capacity Management services ensure the capacity of the network services matches the evolving demands of State of Michigan’s departments and end users in the most cost-effective and timely manner. This includes the monitoring of performance and throughput of contracted network services. In addition, fine tuning of the solution is done through analyzing current demands and forecasting for future requirements. Lumen will be responsible for the continually monitor State of Michigan device and network resource usage to enable proactive identification of capacity and performance issues. This includes the assessment of capacity impacts when adding, removing, or modifying applications, analyzing trends, and forecasting future capacity requirements based on the State of Michigan defined thresholds. Lumen will proactively assess incidents/problems related to throughput performance and recommend changes to capacity to improve performance while also assessing impact/risk and cost of capacity changes. This ensures adequate capacity exists within the State of Michigan network services considering daily, weekly, and seasonal variations in capacity demands.

Lumen’s Capacity Management service is based on extensive operational experience and lessons learned supporting our customers’ business critical requirements. Network Capacity management is further divided into the following metrics:

- **Bandwidth capacity:** Defined as the upper bound on the amount of information that can be reliably transmitted over a communications channel, this measure is mandatory when monitoring and reporting Capacity for WAN and LAN circuits.
- **Device capacity:** Real-time monitoring and management of device capacity/utilization including memory, CPU, buffers, etc. is a critical component of Capacity Management. Problems with devices can lead to application problems that are hard to diagnose.
- **Delay management:** Network delay, particularly over the WAN, is probably the most impacting factor to applications after packet loss. The acknowledgement process impacts users more and more as delay increases.

The objective of Lumen’s Capacity Management services is to ensure that its customers’ IT infrastructure provides the cost-justifiable resources needed to meet current and future business service requirements, while ensuring that

IT resources are provisioned, managed, utilized, and acquired in a cost-effective manner. As part of Lumen's 24/7 Capacity Management services, highly skilled, experienced, and certified engineers will provide the following *Table 12*:

7. Table 12. Lumen TMNS Approach to Capacity Management

Capacity Management Area	Benefit to the State of Michigan
<b>Demand.</b>	Demand monitoring is critical because it allows Lumen to collect relevant data for specific components of services that the State of Michigan is able leverage to facilitate efficient and effective network related decisions. Demand data must be assessed to see patterns based on date, time, and context.
<b>Analyze</b>	<p>The data collected from demand monitoring activities identifies trends, from which the State of Michigan can establish the normal utilization and service level, or baseline.</p> <ul style="list-style-type: none"> <li>• Processor usage by workload and application</li> <li>• Relative resource consumption</li> <li>• Minimum/maximum transactions per second</li> <li>• Online response times and trends</li> <li>• Batch throughput</li> <li>• Resource utilization statistics</li> <li>• Processor and I/O usage trends</li> <li>• Network usage trends</li> <li>• Workload trends and forecasts</li> <li>• Growth forecasts</li> </ul>
<b>Performance</b>	A major intersection of Monitor Performance is Service Level Management. SLAs often reference expected response times, including end user response time, components of response time, expected response times for service restoration, escalation, and resolution. The monitoring of response times is a complex process, and technology can greatly improve the precision and clarity of outputs.
Capacity Management Area	Benefit to the State of Michigan
<b>Forecast</b>	Forecasting activities allow the State of Michigan to intelligently predict future growth and plan accordingly for capacity. This can be done in a variety of ways depending on the technology in question. Monitoring and analyzing expected Service Levels enables the State of Michigan to forecast adequate levels of service and budgets.

**TMNS Configuration Management.** The goal of Lumen TMNS configuration management is to ensure that only authorized State of Michigan components, referred to as Configuration Items (CIs), are used in the IT environment and that all changes to CIs are recorded and tracked throughout the component's life cycle. To achieve this goal, Lumen's configuration management process will include the following objectives:

- Establish a Configuration Management Data Base (CMDB) that will house an inventory of all network components including CIs and their associated relationship that accurately reflect the production environment.
- Update and change CIs following changes to IT components during the release management process.
- Establish a review process that ensures that the CMDB accurately reflects the production IT environment.
- Configuration Management will further consist of provisioning Moves, Adds, Changes and Deletes (MACD). MACDs are logical changes to one or more components of the managed environment and will be executed by certified engineers from within our TAC. The Lumen TMNS NOC will provide Soft and Hard Move, Add, Change or Delete (MACD) as outlined below.

**Soft MACD –** Any State of Michigan requested software change to a Lumen TMNS managed device that requires no onsite visit, physical modification, or network downtime. Examples include modifying end user configurations, adding or removing user features, minor call-flow changes.

**Hard MACD** – Any State of Michigan service request that requires a physical change performed by a single technician during an onsite visit for an existing managed device that is Lumen provided CPE. Hard MACDs require the dispatch of a Lumen technician or other contracted agent. If customer owned equipment additional charges for dispatch may apply. Hard MACDs do not require procurement of any new hardware, engineering, test, and turn-up.

**Projects** – The Lumen TMNS Service defines a Project as a large implementation or task requested by the State of Michigan. Projects will be evaluated to determine if a Project Manager needs to be assigned due to the complexity of the project. Projects are not included in the seat cost and are billed on a project-by-project basis. Lumen will provide the State of Michigan with a detailed project plan and proposal for Project requests. Proposals will identify the additional charges and expenses associated with such Project and Lumen will not invoice the State of Michigan for any such additional charges or expenses without the prior written consent of the State of Michigan and Lumen will have no obligation to commence work on such Projects until such consent is received. Projects can include, but are not limited to, the following types of activities:

- Multiple moves from one managed site to another or moves between locations
- Upgrades to or redesign of an existing infrastructure
- Changes/upgrades to voice circuits requiring engineering analysis
- Changes requiring network/application downtime
- Analysis and proposals for work outside the standard software and hardware MACD definitions
- Changes to performance measurements and/or reporting requirements

A request is automatically a project whenever any one of the following functions is required:

- Proposal development for new services or equipment
- Project management for new services or equipment
- Coordination of equipment procurement for customer-owned CPE

**Lumen Risk Management Plan** - Lumen will identify, analyze, and respond to all possible risks to ensure service is not interrupted. During the planning phase of the project, the Lumen Project Manager (PM) will review each step of the project to establish if it presents an “at risk” situation that may delay the project or create unreasonable downtime. As risks are identified throughout the life cycle of the project, the PM will develop a mitigation or contingency plan to ensure a successful transition of all contracted services.

This risk analysis process will involve the following:

- Risk Identification – determining which risk events are likely to affect the project.
- Risk Quantification – defining enhancement steps for opportunities and threats.
- Risk Mitigation Development – taking steps to lessen risk by lowering the probability of a risk event’s occurrence or reducing its effect should it occur.
- Risk Response Control – “Plan B” establishes an alternate plan if the risk event occurs, and the mitigation strategies are unsuccessful.

8. Table 13. Risk Assessment and Avoidance

Conversion Risk Assessment and Avoidance				
Area of Risk	Chance of Risk at time of Cutover	Area of Responsibility	Impact	Avoidance Measures
Change of Scope	Major Risk	Lumen-& State	Targeted completion date is not met.	Team needs to define and agree on scope early in the planning phase.
Order submission delays	Avoidable	Lumen & State	Installation interval not met	Prioritize sites and stagger order submission in relation to target install dates.
Changes in orders, dates, key contacts	Avoidable	Lumen & State	Circuit installation will be delayed. Rescheduling cutovers will depend on resource availability.	Inform key contacts of the project and timelines. Gather order info from the site contacts early in the order process.
Communication breakdown	Avoidable	Lumen & State	Confusion is created in the order process and during implementation.	Set up project communication mechanisms and guidelines.

Lack of resources	Major Risk	Lumen & State	Implementation schedule is not met. Resources will be overworked.	All parties need to be involved in the planning stage.
-------------------	------------	---------------	--	--

F. *Security Management.*

1. *Security Policy.*
2. *Security Breach Process.*
3. *Authorized Requestor's Process.*

**Security Management**

**Lumen** Information Security Policy Overview. Lumen has adopted and implemented a corporate information security program that includes an AICPA sanctioned Type II audit report (SSAE18/ISAE3402 SOC 1 or SOC 2) for certain facilities/services. Lumen has implemented its information security program that includes reasonable measures designed to:

- Secure the confidentiality and integrity of Customer Data.
- To the extent related to the Services and Lumen infrastructure, protect against foreseeable threats to the security or integrity of Customer Data.
- Protect against unauthorized access to, disclosure of or unauthorized use of Customer Data.
- Provide that Lumen employees are aware of the need to maintain the confidentiality, integrity and security of Customer Data and limit access to Customer Data to only those employees, agents, contractors, or service providers of Lumen who need the information to carry out the purposes for which Customer Data was disclosed to Lumen.

The Lumen Program is modelled on the ISO27001:2013-based Information Security Management System (ISMS), which establishes the guidelines and general principles used for establishing, implementing, operating, monitoring, reviewing, maintaining, and improving protections for Lumen information and Customer Data. The Lumen Program, in alignment with the ISMS, is designed to select adequate and proportionate security controls to protect information and provides general guidance on the commonly accepted goals of information security management and standard practices for controls in the following areas of information security management:

- Security policy
- Organization of information security
- Asset management
- Human resources security
- Physical and environmental security
- Communications and operations management
- Communications security
- Access control
- Information systems acquisition, development, and maintenance
- Information security incident management
- Business continuity management
- Compliance
- Cryptography
- Supplier relationships

Lumen has also implemented a formal information security policy and supporting methods and procedures, technical standards, and processes to reinforce the importance of information security throughout the organization. This Information Security Policy is in alignment with ISO 27002:2013 and is approved by the Chief Information Security Officer. The Information Security Policy outlines the requirements to maintain reasonable security for Lumen's services. Employees and contractors with access to corporate information and Customer Data are required to complete annual security training based on the Information Security Policy. The Information Security Policy includes:

- Physical Security Policy for data centers and office locations
- Electronic Use Policy including:
  - Email Usage
  - Wireless Networks

- Internet Access
- Anti-Virus control
- Password Management
- Remote and Home Working
- Computer Security Incident Response Plan
- Information Protection
- Third Party Connections Agreements
- Third Party Access
- Wireless Scanning
- Risk Management
- Vendor Management

Lumen's security controls include:

- Logical access controls to manage access to Customer Data on a least privilege and need-to-know basis, including through the use of defined authority levels and job functions, unique IDs and passwords, strong (i.e. two-factor) authentication for remote access systems (and elsewhere as appropriate), and promptly revoking or changing access in response to terminations or changes in job functions.
- Password controls to manage and control password complexity and expiration. Any password controlling access to the Lumen infrastructure must be of a minimum length and complexity.
- Operational procedures and controls to provide that technology and information systems are configured and maintained according to prescribed internal standards.
- Network security controls, including the use of firewalls, layered DMZs, and updated intrusion detection/prevention systems to help protect systems from intrusion and/or limit the scope or success of any attack or attempt at unauthorized access.
- Vulnerability management procedures and technologies to identify, assess, mitigate, and protect against new and existing security vulnerabilities and threats, including viruses, bots, and other malicious code.
- Approved anti-malware software is installed on Lumen equipment capable of running it where the risk of infection is high. It is configured to prevent users disabling the software where possible or altering its configuration without authorization. Periodic evaluations are performed to confirm whether systems continue to require (or not) antivirus software.
- Change management procedures outlining that modifications to Lumen technology and information assets are tested, approved, recorded, and monitored.
- Organizational management is designed to ensure the proper development and maintenance of information security and technology policies, procedures, and standards.
- Dedicated organizations with global responsibility for all physical security operations, security systems, access administration, and security controls within all Lumen-owned facilities and data centers. Third-party data centers are utilized for certain services and, in such cases, certain physical security and other controls are reviewed by Lumen.
- Security policies which reinforce the importance of physical security of all company facilities including procedures specific to data center physical security. Data center security personnel are responsible for controlling data center access, monitoring local security alarms, and managing all reported physical security-related events.
- CCTV (Closed Circuit Television) is commonly deployed as a physical security control in high value facilities to deter, detect and identify intruders. The Corporate Security Operations Center (CSOC) provides global, 24/7 support with remote monitoring, management, administration, and maintenance of the CCTV video surveillance systems used throughout Lumen.
- The Central Access Control Center (CACC) supports the distribution of all Lumen access badges and administration of access permissions within the access control system.
- Disposal procedures for different types and classifications of information which are documented and communicated to personnel. Employees have access to secure shredders for hardcopy. Electronic media are disposed of through certified disposal vendors.
- Pre-employment screening and background checks are conducted on incoming personnel in accordance with Lumen human resource on-boarding practices and applicable local law. The checks are dependent on,

amongst other things: the role, location, any custom requirements, and can include identity, drug, criminal, academic and credit checks.

- Annual security awareness training for Lumen employees and contractors working on Lumen premises. The training reflects current threats and encourages basic security good practice, access to and knowledge of Information Security Policy and procedures such as how to report an incident. Employees in particular positions receive supplementary security training and if a training or testing issue arises (e.g., internal phishing exercises), further guidance is provided. Lumen conducts a continuous program of phishing tests on staff to reinforce the requirement for awareness and good email and browsing habits and to assess the effectiveness of security awareness training. The company intranet and email system are used to disseminate flash announcements on security matters as appropriate.

**Authorized Requesters Process** – Lumen TMNS will follow all State of Michigan and Lumen approval mechanisms inclusive of all changes validated against an Authorized User database ensuring requests as defined by this process eliminate implementation of unapproved or unplanned changes.

G. *Billing.*

1. *Invoice Billing Process.*

**Billing – Invoice Billing Process**

Lumen invoice statements are created and delivered monthly. Cycles run weekly throughout the month. For the main cycle, our billing team runs invoices on the first business day of the month. Invoices posted to Control Center, the customer portal, will generally be available on the fifth day of the month. We can provide a paper bill upon request, which will be mailed by the third day of the month.

Lumen invoice statements describe the total amount due, along with the total cost for recurring and nonrecurring fees and total usage (if applicable). Billing for partial months is pro-rated based on a calendar month. All undisputed invoices are due in accordance with the payment terms in this Agreement.

The invoice includes the following information:

- Customer's full name
- Customer's service addresses
- Service description
- Lumen's circuit ID number
- The Lumen account number assigned to a customer account
- Correct cost and applicable fees and taxes
- Applicable credits

Each invoice has a summary section at the top and a detail section for each service. On-net versus off-net service is specified in addition to the service location.

Control Center allows download of invoices that are available in both PDF and TXT file formats. A robust invoice management tool allows the users to view and analyze billing data in various formats. Data can also be exported in XML format so it can be easily manipulated.

**Billing Features and Options**

The steps in the Lumen billing process follow:

**Order Processing**

- New, change, and disconnect orders are created by the account manager
- Billing is processed monthly. There are six bill runs throughout the month, the main bill run occurs on the first day of the month. Invoices may be downloaded from Control Center after the third business day after the bill run. We can provide a paper bill upon request, which will be mailed by the third day of the month.

**Invoice Presentation**

- All applicable taxes and regulatory fees are displayed on the invoice
- Recurring charges are prorated within the month service begins
- Monthly Recurring Charges (MRCs): Billed in advance or in arrears, depending on the service



- Non-Recurring Charges (NRCs): May be billed in advance or in arrears, depending on the service
- Usage dependent charges are billed in arrears
- For voice services, charges are rounded to six digits in the billing system but only two digits are presented on the invoice.
- For voice services, call detail records (CDRs) are available daily or monthly on Control Center or via Secure File Transfer Protocol (SFTP).

#### **Customer Service**

- Customers may view their invoice through Control Center.
- Customers may submit all billing disputes and inquiries via Control Center by selecting the Invoices/Billing Requests menu option. Customers may also submit billing requests via email.

#### **Payment**

Payment may occur via check (sent by post or overnight), by electronic funds transfer (EFT), or via Control Center (Only North American accounts billing in USD can make online payments). Bank account or credit card payment may be set up through Control Center. Accepted credit cards are Visa, MasterCard and Discover.

#### **Additional Control Center Capabilities**

Customers may sign on to Control Center to review and print copies of previous or current invoices. Invoices can be saved locally for storage or analysis.

View current and historical billing information: Rather than rummage through a thick stack of invoices, you can view them online. Control Center lists your current invoice along with invoices from the previous 23 months (two years total).

Create standard and customized invoice reports: Customers can use Hosted Bill Analyst to create reports specific to their organizations' analysis need. View, download and analyze invoices in multiple formats for offline use. The billing portal employs a user-friendly graphic interface to facilitate the fluid exchange of information with you.

#### **H. Performance Standards.**

1. *Scope of Performance and Quality Management*
2. *Performance Standards.*
3. *Written Root Cause Analysis.*

#### **Performance Standards**

**Availability and Performance Management** – The TMNS NOC's monitoring tools measure performance of managed devices and associated network elements. These include but are not limited to system uptime, CPU processor and memory utilization, bandwidth utilization over a specific timeframe, dropped packets and similar data are captured and analyzed. NOC engineers use this information to determine the overall health of the monitored solution. The information is also used to assist with future capacity planning. The TMNS NOC notifies the State of Michigan when pre-determined device performance thresholds have been exceeded. Thresholds for the installed solution are initially evaluated and are re-evaluated following 90 days of recorded remote monitoring of the managed devices. Lumen will provide all Performance Management Services associated with tuning network services for optimal performance. The following identifies Lumen's performance management roles and responsibilities that Lumen will perform as part of the proposed NOC Solution:

- Manage network services component resources (e.g., devices and traffic) to meet State of Michigan defined availability and performance guidelines inclusive of on-going monitoring and reporting of component performance, utilization, and efficiency.
- Proactively evaluate, identify, and recommend configurations or changes to configurations that will enhance performance.
- Perform network services component tuning to maintain optimum performance in accordance with the State of Michigan's change management procedures.
- Subject to State of Michigan review and approval, develop and document performance management procedures that meet requirements and adhere to defined State of Michigan policies.

- Subject to State of Michigan review and approval, develop improvement plans as required to meet Lumen SLAs including improvement plans and coordinate with third parties as required.
- As necessary, the State of Michigan may develop and document Lumen approved and agreed upon performance management requirements, and Lumen will comply therewith.
- Lead efforts to investigate application performance problems including system administration, network, and application groups, as necessary.

As part of Lumen's TMNS infrastructure service offering, Performance Management provides the State of Michigan with a view of statistical data collected on State of Michigan network devices providing near realtime access to performance management information and reporting through a secure service delivery portal. With an interactive interface that allows State of Michigan Authorized Users to view device and resource related performance indicators, this information is based on the device type and the supported MIB variables within the device. Authorized State of Michigan Users are allowed to navigate from high-level metrics down to graphical representations of detailed data for those metrics. Lumen's approach to Performance Management not only ensures the State of Michigan Users their services meet their business needs but also allows for proactive optimization. The State of Michigan will know in advance of problems when server capacity, router memory, circuit bandwidth, etc., need upgrading. This information enables the State of Michigan to upgrade capacity proactively rather than in hurried response to user complaints.

**Release Management** - The goal of Release Management is to take a holistic view of a change to an IT service and ensure that all aspects of a release, both technical and non-technical, are considered together.

TMNS Release Management will:

- Adhere to any State Release Policies while establishing a focus on all aspects of Releases that provide required controls to meet service uptime. Lumen will collaborate with the State to address any impact to managed services to plan and ensure impacted stakeholders are involved and that the service is appropriately tested (from a customer's perspective) following implementation.
- Consider other planned Releases (originating inside and outside of the managed enterprise) to analyze impacts and, wherever possible, coordinate efforts.
- Ensure that there is proper distinction made between development, implementation, and testing roles and responsibilities to optimize the integrity of the Release function.
- Control changes to the managed service that could affect interoperability with other services, security controls and impact uptime and reliability.

## **Root Cause Analysis**

**Reason for Outage (RFO)** – At the close of every ticket, a brief conclusion summary is added to the trouble ticket which captures both the cause and actions taken to restore your service. Lumen can provide formal documentation on Lumen letterhead if needed, an RFO ticket can be submitted after the trouble ticket is closed. The RFO team will provide an executive summary of the root cause and repair actions. The formal RFO document will be supplied within three to five business days. To request an RFO, utilize the portal or contact the Lumen repair center and reference the State's trouble ticket.

### *i. Business Continuity Plan*



## Business Continuity Overview

March 15, 2022

LUMEN<sup>®</sup>



## Executive summary

Lumen is committed to business resiliency and survivability during an incident or business disruption. Our Corporate Business Continuity Management program ("program") supports an environment of prevention, collaboration, communication, response, and recovery, ultimately allowing us to serve customers, shareholders and employees in the face of disruptive events.

As one of four core members of the Communication Sector Coordinating Council partnering with the Department of Homeland Security National Coordinating Center (NCC), it is of paramount importance for Lumen to protect the operation of our company and our customers' business.

This document summarizes Lumen's BCM program and its resiliency and preparedness capabilities.

## Program goals

The program supports Lumen's vision, strategy, and corporate objectives with the following goals. Annually:

- Evaluate the purpose and operations of every business unit in the company, identifying threats, hazards, and potential impacts to critical business priorities
- Develop strategies for mitigation, continuity, and recovery
- Maintain uninterrupted service whenever possible, and when necessary, coordinate recovery from business disruptions safely and quickly
- Enable continuous improvement by periodically reviewing program strategy and performance.

## Program governance

**Standards:** Lumen has aligned its program to adhere to ISO 22301:2012, the International Standard for Business Continuity Management (BCM).

**Leadership:** Lumen's highest-level executives support the program by assigning program partners to represent their organization's interest in operational resiliency.

**Policy:** In adherence to our company policy, Lumen is committed to maintaining a Corporate BCM team, framework, program objectives, and assignment of resources to execute the program. The BCM program policy is reviewed and updated on an annual basis.

**Metrics:** The Corporate BCM team maintains a dashboard to monitor and evaluate the performance of program activities.

**Audit:** Lumen engages internal and external audit firms to perform multiple types of assessments designed to address our customers' diverse compliance requirements.

## Program framework

As supported by policy, the key to resiliency is the program's framework. In alignment with ISO 22301:2019.

Lumen's BCM program is based on a Plan-Do-Check-Act model comprised of the following key components:



## Establish program

- **Program management:** Dedicated resources establish accountability and reinforce Lumen's commitment to the business continuity standards required to provide customers reliable and resilient service.
- **Competence, training & awareness:** The program utilizes role-based training curriculum to help ensure participants are competent to the responsibilities for executing required tasks.

## Implement and operate

- **Business impact analysis (BIA):** Annual interviews are conducted to identify the company's key operational functions and the impact(s) a disruption would have on them. This analysis provides an understanding of time-critical priorities, key resources, and interdependencies so that recovery time objectives (RTO's) can be established, approved, and integrated into planning strategies.
- **Risk assessment (RA):** Annual interviews are conducted to evaluate threats, hazards, and potential causes of interruptions, the probability of their occurrence, and the severity of their impact when they occur.
- **Strategy evaluation and plan development:** The BIA and RA collectively provide data integral to evaluating, developing, and implementing strategies for reducing the likelihood and impacts of disruptive incidents.
- **Incident management and business continuity/disaster recovery plans:** The incident management process and BC/DR plans provide procedures for maintaining continuity of operations and are implemented to effectively respond to and recover from company-wide operational disruptions.
- **Exercising and testing:** To test viability and develop a state of readiness, Lumen requires critical plans to be updated and exercised annually.

## Monitor and review

- **Tracking performance metrics:** The progress of each organization's compliance with the program objectives and requirements is continually tracked and communicated to key program personnel on a quarterly basis.
- **Post incident reviews (PIR):** Provide impacted/activated groups an opportunity for recovery process feedback, reflection on lessons learned, and address any issue(s) which may require follow-up action.
- **Management reviews:** Conducted annually or when significant business changes occur, to review the state of the program and confirm alignment with company strategy and operational initiatives.

## Maintain and improve

- **Non-conformities, corrective actions, and improvement opportunities:** Are tracked and periodically reviewed to address findings or gaps are addressed and to enable continuous improvement of the program.



## Key plan elements

While business continuity plans are proprietary, Lumen uses a company-wide planning model that incorporates information as outlined in the plan's Table of contents below:

### Table of Contents

SECTION 1: BCP activation flow/triggers .....	4
1.1 Triggers and thresholds.....	4
1.2 EIMT triggers and thresholds .....	4
SECTION 2: Business continuity impact strategies .....	5
2.0 Continuity/recovery strategies by impact.....	5
Impact areas covered in this plan. ....	5
2.1.a What: Facility impact .....	5
2.1.b How: Continuity/recovery steps & owners for the facility strategy.....	6
2.2.a What: Employee impact .....	6
2.2.b How: Continuity/recovery steps & owners for the employee strategy.....	7
2.3.a What: Vendor impact.....	8
2.3.b How: Continuity/recovery steps & owners for the vendor strategy .....	8
2.4.a What: Loss of network.....	9
2.4.b How: Continuity/recovery steps & owners for the network strategy.....	9
2.5.a What: Application strategy.....	10
2.5.b How: Continuity/recovery steps & owners for the application strategy .....	10
2.6.a What: Loss of equipment.....	11
2.6.b How: Continuity/recovery steps & owners for the equipment strategy.....	11
SECTION 3: Mission critical/time sensitive functions or processes .....	12
3.0 Functions or processes .....	12
3.1a What: Function or process 1.....	12
3.1b How: Implement Function or process 1 .....	12
3.2a What: Function or process 2.....	13
3.2b How: Implement function or process 2:.....	13
SECTION 4: Communications plan .....	14
4.1 Stakeholder notification.....	14
4.2 Contact information / notifications .....	14
SECTION 5: Dependencies and support .....	15
5.1 Locations requirements.....	15
5.2 Software/application supporting processes/strategies.....	15
5.3 Vital records supporting processes .....	16
5.4 Equipment assigned to processes.....	16
APPENDIX 1: Critical internal resources .....	1
A1.1 Critical resources .....	1
APPENDIX 2: Document version control .....	2
A2.1 Version control .....	2
A2.2 Ownership and last published date.....	2
A2.3 Training/Distribution .....	2
APPENDIX 3: Plan purpose, Document Security .....	3
A3.1 Purpose and scope .....	3

## Program roles and responsibilities

Roles	Responsibilities
<b>Corporate business continuity management office</b>	<p>Lumen's program is managed by full-time business continuity professionals who govern and support the corporate BCM program. Responsibilities include:</p> <ul style="list-style-type: none"> <li>• Developing and maintaining the program methodology and framework for recovery of business operations, facilities, applications, and the incident response structure</li> <li>• Maintaining a BCM Guidebook containing the detailed procedures for how to execute the components of the program</li> <li>• Facilitating Incident Management activities, to include: <ul style="list-style-type: none"> <li>– developing and maintaining program structure and processes - team membership, role-based training, and exercises</li> <li>– facilitating and managing event communications with interested parties</li> <li>– conducting Post Incident Reviews and tracking action items to closure</li> </ul> </li> <li>• Tracking and reporting execution results to determine recoverability and maturity</li> <li>• Directing and supporting continuous program improvements</li> <li>• Conducting reviews with management on BCM capabilities</li> <li>• Maintaining, managing, and administering the BCM-related tools (i.e. planning repositories, incident communications, training modules, etc.)</li> </ul>
<b>Senior leadership</b>	<p>Lumen's highest level of leadership, representing all major organizations of the company. Responsibilities include:</p> <ul style="list-style-type: none"> <li>• Championing the program and instilling the values of the program within the organization</li> <li>• Appointing an Executive Sponsor(s) to implement and execute the program framework within their organization and subsequent functional group(s)</li> <li>• Identifying unacceptable levels of BCM risk</li> </ul>
<b>Executive sponsors</b>	<ul style="list-style-type: none"> <li>• Accountability for the management, prioritization, implementation, and continuous improvement of the program in their functional groups/organizations</li> <li>• Appointing Business Continuity Coordinators (BCCs) and granting them the authority to coordinate execution of the program and verify their responsibilities</li> <li>• Appointing Incident Management Team Commanders to provide efficient command and control over recovery activities and concise communications to stakeholders</li> </ul>
<b>Business continuity coordinators (BCCs)</b>	<ul style="list-style-type: none"> <li>• Establishing the structure within their functional group to coordinate execution of the program</li> <li>• Obtain ongoing training and education necessary to design, implement, and maintain the program's desired execution outcome</li> </ul>
<b>Plan owners / Incident commanders</b>	<ul style="list-style-type: none"> <li>• Responsible for the development, approval, and distribution of plans</li> <li>• Verifying plan recovery strategies are implemented, maintained, and exercised</li> <li>• Revising plans as business conditions require (i.e., changes in roles, environment, technology, or operations)</li> <li>• Assuming command over an appropriate response structure</li> <li>• Activating plans when pre-defined triggers have been met and recovering the critical activity within its desired timeframe</li> </ul>
<b>Plan builders</b>	<ul style="list-style-type: none"> <li>• Support Plan Owner in developing and maintaining plan(s) in the required planning repository</li> <li>• Assisting Plan Owner with any maintenance, exercise, and QA activities</li> </ul>





<b>Incident management teams (IMTs)</b>	<p>IMTs are comprised of team members representing key functional groups that may serve a critical role during life safety incidents or business disruptions</p> <ul style="list-style-type: none"> <li>• Primary team members are paged out for all activations and secondary teams are paged out if they are impacted or needed to support an incident</li> <li>• Each team is accountable for the overall command, control, and communication within their functional group during recovery</li> </ul>
<b>General employees</b>	<ul style="list-style-type: none"> <li>• Complete program awareness training on an annual basis and other additional training as needed by periodic objectives, projects, or initiatives</li> </ul>



## Managing and responding to an incident

### Defining an incident

Lumen defines an *incident* as a man-made or naturally occurring disruptive event where the impacts affecting its employees, assets, or critical business operations meet predefined activation triggers. Activation triggers would include, but are not limited to: life threatening situations (severe weather, natural disasters, pandemic epidemic, workplace violence), extended outages or security breaches for top critical systems or applications, or extended evacuations due to building infrastructure failures or environmental emergencies.

Weather/nature	Man-made	Equipment and infrastructure	Health and environment
 <ul style="list-style-type: none"> <li>• Floods</li> <li>• Tornadoes</li> <li>• Hurricanes</li> <li>• Earthquakes</li> <li>• Ice/snow</li> <li>• Wildfires</li> <li>• Volcanos</li> </ul>	 <ul style="list-style-type: none"> <li>• Workplace violence</li> <li>• Civil unrest</li> <li>• Work stoppage</li> <li>• Acts of terrorism</li> <li>• National security</li> <li>• Criminal behavior</li> </ul>	 <ul style="list-style-type: none"> <li>• Extended outages</li> <li>• Equipment failures</li> <li>• Technology disruptions</li> <li>• Unsafe facilities</li> <li>• Security breaches</li> </ul>	 <ul style="list-style-type: none"> <li>• Pandemic</li> <li>• Epidemic</li> <li>• Hazardous materials</li> </ul>

### Activating incident management teams (IMTs)

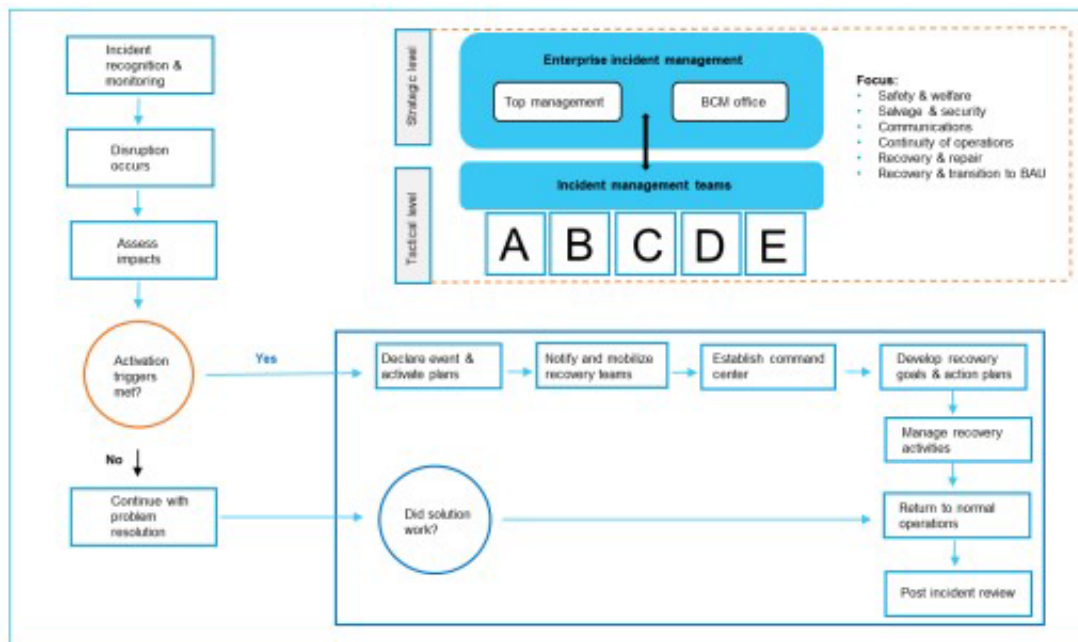
Lumen IMTs are operational 24/7 and convene virtually when any member becomes aware of an actual or impending situation within their support area. Incident Commanders are engaged to determine if the incident has met an activation trigger or threshold. If the situation warrants, the Incident Commanders coordinate the activation of the team and the necessary notifications. The IMT(s) reconvene at agreed upon time intervals to provide status updates on their team's tactical recovery and any resources or logistics requirements. Incident Status Reports are updated and distributed after each meeting and disseminated appropriately to top management, functional groups, and other interested parties. A post-incident review incorporating lessons learned and after-action items from all activated teams are created to track action items to closure.

## Communicating during an incident

Lumen implements redundant communications capabilities utilizing alternate carriers. Primary and back-up conference bridges are supplied by separate vendors using diverse networks and routes. The company owns and maintains an automated paging system, utilized for activating its Incident Management teams and notifying registered employees of disruptive events or critical situations. Additionally, in times of network congestion or domestic emergencies affecting normal telecommunications means, Lumen critical personnel are afforded priority access through the Government Emergency Telecommunications Service (GETS) for public switch telephone networks (PSTN) and the Wireless Protection Service (WPS) for cellular phones.

## Recognition, response, and recovery flow

The figure below illustrates how the incident management process unfolds and interested parties are kept informed.



## Resiliency and preparedness capabilities

As a leader in global communications and IT services, Lumen's preparedness capabilities and resiliency strategies include, but are not limited to:



**Network & IT infrastructure**



**Facilities**



**Personnel**

## Network & IT infrastructure

### Network footprint

Lumen serves customers in more than 60 countries across the globe, with network and fiber capabilities that connect more than 350 metropolitan areas with 100,000-plus on-net buildings. This globally diverse network, including approximately 450,000 route miles of fiber, enables a broad range of services and solutions to meet customers' evolving demands for capacity and reliable connectivity.

### Network reliability

Geographically dispersed network operations centers are staffed 24/7/365 to monitor, identify, and isolate causes of potential network disruptions, and coordinate resolution of system outages. During a network outage or event, this may include opening event tickets, tracking and correlating events, running event bridges when required, and providing status to interested parties.

### Network security

To support the security of the company's information and networks, Lumen utilizes a team of subject matter experts with diverse technical expertise from Operating Systems, Web Applications, Networking, Computer Forensics and Cryptography. These investigation and response capabilities are maintained 24/7/365 to protect Lumen assets from cyber threats.



## IT operations

Lumen owns and manages geographically dispersed data centers, which are equipped with infrastructure, environment and connectivity to support the company's processing capabilities, and essential business functions. Access to data centers is restricted and backed up by battery and generators when commercial power is disrupted. Information Technology (IT) partners with BCM program personnel to provide management recovery plans for critical applications and hardware, as well as integrating communication activities during an incident.

## Facilities

All critical facilities have plans for recovering their critical infrastructure from loss of access, power, HVAC, etc. Periodic inspections and evacuation drills are conducted to protect the safety of our employees, customers, and vendors.

## Fire and life safety

Lumen is committed to the safety of its employees and guests, protecting company assets, providing continuity of company operations, and complying with applicable regulations and codes. Fire and Life Safety plans and subsequent procedures are customized according to each facility.

## Corporate security

The Corporate Security group establishes security policies, manages access control systems, and coordinates security improvements to Lumen properties. This group manages the 24/7 Security Command Center which responds to alarms, monitors video, monitors global events, supervises security officers, and serves as the central point of contact for all security related events.

## Alternate work arrangements

During a disaster or emergency related event, Lumen utilizes an alternate workspace process and team to address the needs of business units which occupy impacted facilities. Additionally, Lumen deploys remote access strategies providing the ability for employees to work remotely in support of minimizing the impact to customers during disruptive events.

## Personnel

With personnel located around the globe, Lumen has incorporated into its planning a methodology to address potential or significant disruptions in staffing levels, focusing on the following areas:

- Keeping mission-critical functions operational
- Personnel remote access and staff reduction contingency strategies
- Providing an appropriate level of awareness for our employees and customers
- Anticipating and responding to our customers' needs and possible disruptions to our supply chain

## **Health and safety**

Lumen is committed to protecting the health and safety of our employees, customers, and communities we serve by conducting our business in a safe and environmentally responsible manner. Health risks and/or pandemic preparedness are integrated into the planning process of the Business Continuity program, where health and safety policies and staff provide support and guidance during significant business disruptions or disasters.

## **Suppliers and vendors**

To minimize risk and provide supplier accountability, multiple Lumen groups collaborate for negotiating and executing the contractual agreement terms of sourced products and/or services. This provides Lumen the ability to assess the control measures of our suppliers, vendors, business partners and resiliency strategies are adequately implemented to address service level commitments and continuity of operations.

## J. Appendices.

### Appendices – Additional Information

Lumen's Escalation process is detailed in the attached "*Lumen Escalation Reference*".

Lumen's Sample Reports are detailed in the attached "*State of Michigan Reporting Section 5.3*".

Lumen's Operation Plan Example Workflows are attached in "*State of Michigan Operation Workflow Examples*".

#### K. Escalation Process.

- The Contractor will provide the State a Work Breakdown Structure (WBS) to include all project tasks, expected duration, expected resources to the State prior to the /start of each project.
- All WBS and technical work plans will meet the approval of the State.
- The technical work plan will include a Gantt-type display showing each event, task and decision point.
- The technical work plan will provide for minimal disruption of the existing service.
- The Contractor will attend regular and periodic technological service reviews as requested by the SOM.
- The Contractor will begin work on a problem within the time limits specified in the Operations Plan. In the event of a network incident or any detectable occurrence that has significance for the management of IT Infrastructure or delivery of IT services and evaluation of the impact a deviation might cause to the services. Events are typically notifications created by an IT service or monitoring tool.
- The Contractor will make recommendations to the State on methods to improve network throughput and performance during an engineering meeting on a recurring basis to be defined in the Operations Plan as needed (minimally once a year)
- The Contractor will escalate issues based on the guidelines within the Operations Plan.
- The Contractor and the State will jointly initiate and coordinate all technical meetings, conference calls, and escalation processes as defined in the Operations Plan.

### Escalation Process

Lumen's TMNS includes a multi-tier support and escalation model which has been implemented to guarantee that each service request is given the proper attention. The TMNS Management team has established escalation policies which require that a periodic review for each reported issue to guarantee service is restored within the shortest timeframe possible.

The Escalation TMNS by Event Severity table shown below provides Lumen's escalation timeline for Management responses objectives. Once an escalation request is received, Lumen Management is notified and are engaged as needed to assist the TMNS support team, along with manufacturer, and the State of Michigan and its Customer to ensure each escalation receives the proper focus until resolution and customer acceptance can be reached.

Additional escalation details can be found in the attached "*Lumen Escalation Reference.pdf*".

Escalation TMNS by Event Severity / Priority			
Escalation Tier	Critical / P1	Major / P2	Minor / P3-P4
Help Desk Supervisor/Service Manager	Immediate	Immediate	4 Hour
TMNS Manager	30 min.	1 Hour	8 Hours
Manager / Technology Management	1 Hour	2 Hours	12 Hours
Director	1.5 Hours	3 Hours	16 Hours
VP of Operations	2 Hours	4 Hours	24 Hours

The TMNS escalation process includes 6 tiers beginning with our Help Desk through VP of Operations as shown above. The escalation clock begins with the first call to our Help Desk or when a repair request ticket is generated. Our TMNS NOC Help Desk can assist with starting the escalation process on request. In addition, Link to Repair by Lumen Service is provided in Appendices J above.

# SCHEDULE A – TABLE 1 – BUSINESS SPECIFICATION WORKSHEET

---

The Business Specifications Worksheet contains columns and is defined as follows:

**Column A:** Business Specification number.

**Column B:** Business Specification description.

**Column C:** Contractor indicates how it will comply with the business Specification.:

**Current Capability** – This capability is available in the proposed solution with no additional configuration or cost

**Requires Configuration** – This capability can be met through Contractor-supported changes to existing settings and application options as part of the initial implementation at no additional cost (e.g., setting naming conventions, creating user-defined fields).

**Customizations to Software Required** – The requirement can be met through Contractor modifying the underlying source code, which can be completed as part of the initial implementation.

**Future Enhancement** – This capability is a planned enhancement to the base software and will be available within the next 12 months of contract execution at no additional cost.

**Not Available** – This capability is not currently available, and a future enhancement is not planned.

**NOTE:** Configuration is referred to as a change to the solution that must be completed by the awarded Contractor prior to Go-Live but allows an IT or non-IT end user to maintain or modify thereafter (i.e. no source code or structural data model changes occurring).

Customization is referred to a modification to the solution's underlying source code, which can be completed as part of the initial implementation. All configuration changes or customization modifications made during the term of the awarded contract must be forward-compatible with future releases and be fully supported by the awarded Contractor without additional costs.

Contractor shall understand that customizations (i.e. changes made to the underlying source code of the solution) may not be considered and may impact the evaluation of the Contractor's proposal.



A	B	C					D
Business Specification Number	Business Specification	Current Capability	Requires Configuration	Requires Customization	Future Enhancement	Available	Contractor's explanation on how they will deliver the business specification.
A. Procurement of Services							
1.0	Systems Integrator will be able to manage all vendor contracts necessary to fulfill the WAN requirement of the State of Michigan.	X					<p>Lumen understands the importance of seamless integration, and we will act as a single point of contact for coordinating all products and services for implementation and maintenance throughout the life of the contract term. Our comprehensive migration plan and history of handling complex, data-rich, and labor-intensive migrations ensures the project is delivered ontime and within budget, while minimizing any disruption to State of Michigan's operations.</p> <p>Lumen is proposing a customized, fully managed solution that will support the State of Michigan transition in and out including hardware and software installation and maintenance, proactive management, and 24/7/365 monitoring for in-scope devices and network.</p>
1.1	Provide the ability for the State to track service orders through an online portal.	X					<p>State of Michigan can use the Lumen Control Center portal to manage your Lumen services, including view and pay invoices, submit repair tickets, manage orders, check order status, generate reports, and other critical tasks more efficiently and effectively. More detailed information relative to Portal navigation is provided in the Lumen Portal and Reporting Overview (Attachment: "State of Michigan Reporting Section 5.3").</p>
B. Shipping							
2.0	<p>On each package sent to the State containing IT assets, the Contractor must provide the following information on the vertical face of packages (on a label) in a standard bar code format:</p> <ul style="list-style-type: none"> <li>State of Michigan Purchase Order Number</li> <li>Model Number(s)</li> </ul>			X			<p>Lumen will have a label on the vertical face of the package that includes the following information in a standard bar code format:</p> <ul style="list-style-type: none"> <li>State of Michigan Purchase Order Number</li> <li>Model Number(s)</li> <li>Serial Number(s)</li> </ul> <p>The data for each field will be in standard print beside/above/below each bar code.</p>
3.0	On each packing slip, the contractor must display:			X			Lumen will be shipping the Cisco Viptela hardware with a packing slip as we are currently including the required information with the exception of the

	<ul style="list-style-type: none"> <li>State of Michigan, Purchase Order Number or MIDEAL P.O. as appropriate</li> <li>Purchaser's Name (Contact Name)</li> <li>Ship to address</li> <li>Special Shipping information (time frames, delivery information etc).</li> <li>Order Date</li> <li>Shipped from (Vendor) information</li> <li>Shipping Carriers Name</li> <li>Carriers Tracking Number</li> <li>Date Shipped</li> <li>Total Number of Packages</li> <li>Serial Number if applicable</li> <li>Item / Part Number</li> <li>Line-item description from the Purchase Order</li> <li>Quantity ordered</li> </ul> <p>Quantity included in shipment and whether Contractor considers the delivered item to be a partial or full satisfaction of the requirement</p>						order date. Please see the example packing slip, attached as <i>"Lumen Packing Slip Redacted"</i> .
<b>D. Contractor Services</b>							
4.0	Provide the State WAN to establish communication links from and between all State offices to the State of Michigan's Core	X					Lumen is proposing multiple network connection types such as Internet and IP VPN (MPLS) which will terminate on a Cisco SD-WAN device and will establish the communication links from and between all State offices to the State of Michigan's Core.

## SCHEDULE B - PRICING

	<i>Lumen</i>	
<b>Sub-Total SD-WAN (IPVPN)</b>	\$ 428,649.00	<b>Cisco SD-WAN Viptela delivered via IPVPN circuits.</b>
<b>Network Managed Services</b>	\$ 190,200.00	<b>Tailored Managed Network Services (TMNS) - Terminating Device which has SD-WAN capability or standard router function (same price).</b>
<b>Program Management Services</b>	\$ 8,244.00	<b>Program Management</b>
NRC		In instances where a site requires construction for a network build out for access from either Lumen or a third-party carrier for the provision of service, it may be necessary to add NRC cost to this contract. If such instances occur, Construction Costs will not exceed \$1.5M unless authorized by the State of Michigan.
Total all sites (no NRC)	\$ 627,093.00	<b>Total of above items except the NRC.</b>
Annual VPN/WAN	\$ 5,242,713.00	<b>Annual costs of the WAN solution (SD-WAN, IPVPN), Program Management.</b>
Annual <b>Network Managed Services</b>	\$ 2,381,324.40	<b>Terminating Device, TMNS, and Program Management</b>
Five Years VPN/WAN	\$ 26,213,563.00	<b>Five-year costs of the WAN solution (SD-WAN, IPVPN), Program Management and NRC.</b>
Five Years <b>Network Managed Services</b>	\$ 11,906,622.00	<b>Terminating Device, TMNS, and Program Management</b>
<b>Total Five-Year cost for WAN solution (Combined)</b>	\$ 37,625,563.20	<b>Five-year costs of the WAN solution (SD-WAN, IPVPN), TMNS, Program Management and NRC.</b>

Pricing is established as a not to exceed rate based upon the current configurations any changes may impact the pricing (including the NRC Charges). Please reference pricing details in Attachment 1 to Schedule B. Construction costs will not exceed \$1.5M unless authorized by the State of Michigan.

The above totals are from the State of Michigan summary dated December 13, 2023, for the existing list of sites with the suggested solution per site. These totals do not include the additional forty-six sites that the State of Michigan has added to the total number of locations as of December 13, 2023. It also does not include the sites which had ICB in the pricing. Additional funding will need to be approved for these locations.

Quick payment terms: 0% discount off invoice if paid within 45 days after receipt of invoice.

## **Rate Card for Professional Services.**

<b>Lumen M&amp;P Hourly Rates</b>	
<b>Rate Card for Cloud / DR Roles</b>	
<b>Cloud Roles</b>	<b>Hourly List Rates</b>
BCDR Architect	\$227.00
Migration Architect	\$227.00
Solution Architect	\$234.00
Cloud Engineer	\$189.00
Tools Engineer	\$120.00
Project Manager - ITS	\$184.00
Program Manager - ITS	\$211.00
<b>Rate Card for Onshore IT Services Roles</b>	
<b>Role</b>	<b>Hourly List Rates</b>
Solution Architect	\$234.00
BCDR Architect	\$227.00
Migration Architect	\$227.00
BCDR Architect	\$227.00
SR DATA ANALYTICS ENGINEER	\$162.00
LEAD DATA ANALYTICS ENGINEER	\$188.00
SR LEAD DATA ANALYTICS ENGINEER	\$293.00
LEAD DATA SCIENCE ENGINEER	\$202.00
SR LEAD DATA SCIENCE ENGINEER	\$265.00
DIRECTOR DATA SCIENCE	\$337.00
SR DATABASE ENGINEER	\$162.00
LEAD DATABASE ENGINEER	\$180.00
SR LEAD DATABASE ENGINEER	\$274.00
LEAD HNS ARCHITECT	\$209.00
SR LEAD HNS ARCHITECT	\$240.00
LEAD NETWORK ENGINEER	\$198.00
SR LEAD NETWORK ENGINEER	\$241.00
IMS PROJECT MANAGER	\$130.00
IMS PROGRAM MANAGER	\$189.00
Project Manager - ITS	\$184.00
Program Manager - ITS	\$211.00
SECURITY ENGINEER	\$106.00
SR SECURITY ENGINEER	\$146.00
LEAD SECURITY ENGINEER	\$188.00
SR LEAD SECURITY ENGINEER	\$268.00
PRINCIPAL SECURITY ENGINEER	\$296.00
LEAD SECURITY ARCHITECT	\$206.00
SR LEAD SECURITY ARCHITECT	\$260.00
SR SECURITY CONSULTANT	\$223.00
SR LEAD SECURITY CONSULTANT	\$233.00
SYSTEMS ENGINEER	\$118.00
LEAD SYSTEMS ENGINEER	\$198.00
SR LEAD SYSTEMS ENGINEER	\$229.00
SW Development Engineer	\$234.00
<b>Rate Card for Operations / Service Management Roles</b>	
<b>Operations Roles / Service Management</b>	<b>Hourly List Rates</b>
Program Manager - CSM	\$198.00
Program Manager - CSM - Canada	\$153.00
CTA (Client Technology Architect)	\$209.00
TSM	\$167.00
TSM - CLC	\$173.00
TSE - DBA	\$180.00
TSE - Win	\$147.00
TSE - Unix	\$157.00
TSE - End User Service Desk	\$86.00

Adaptive - Global	\$61.00
US Sovereign Adaptive	\$83.00
TSE - Application	\$180.00
TSE - App Integrations	\$194.00
TSE - Cloud	\$182.00
TSE - Virtual	\$169.00
TSE - Storage	\$159.00
TSE - Network	\$164.00
TSE - Network Advisory	\$202.00
TSE - Kubernetes	\$200.00
TSE - Site Reliability	\$200.00
SAM (Security Account Manager)	\$225.00
Disaster Recovery Engineer	\$200.00
<b>Rate Card for Onshore Custom Labor CPE Internal</b>	
<b>Role</b>	<b>Hourly List Rates</b>
Business Svc Tech - Regular Hrs	\$111.00
Business Svc Tech - Overtime	\$166.00
Business Svc Tech - Sun/Hol	\$221.00
System Designer - Regular Hrs	\$111.00
System Designer - Overtime	\$166.00
System Designer - Sun/Hol	\$221.00
Project Coordinator - Regular Hrs	\$111.00
Project Coordinator - Overtime	\$166.00
Project Coordinator - Sun/Hol	\$221.00
Network Engineer - Regular Hrs	\$111.00
Network Engineer - Overtime	\$166.00
Network Engineer - Sun/Hol	\$221.00
CTAC Engineering Support - Regular Hrs	\$212.00
CTAC Engineering Support - Overtime	\$318.00
CTAC Engineering Support - Sun/Hol	\$424.00
911 Tech - Regular Hrs	\$115.00
911 Tech - Overtime	\$172.00
<b>Rate Card for Managed Services</b>	
<b>Managed Services Role</b>	<b>Hourly List Rates</b>
Manager Technology Management	\$139.00
Manager	\$121.00
Supervisor - NOC	\$98.00
Supervisor - Field Technician	\$98.00
Billing Analyst	\$56.00
Operations Technician I	\$56.00
Operations Technician II	\$70.00
Operations Technician III	\$84.00
Operations Technician III	\$84.00
Sr Lead Engineer	\$147.00
Lead Engineer	\$129.00
Senior Engineer	\$109.00
Engineer II	\$77.00
Sr Network Analyst	\$100.00
Analyst II	\$87.00
Senior Project Manager - MSNA	\$87.00
Lead Project Manager - MSNA	\$109.00
Managed Services - Project Manager SME	\$131.00
Managed Services - Architect SME	\$131.00
Managed Services - Architect SME	\$131.00
Managed Services - Backup SME	\$131.00
Managed Services - Architect SME	\$131.00
Managed Services - Compute SME	\$131.00

Managed Services - DBA SME	\$131.00
Managed Services - Network SME	\$131.00
Managed Services - Storage SME	\$131.00
Managed Services - Major Incident Manager Service Management	\$169.00
Managed Services - Service Delivery Manager Service Management	\$169.00
Managed Services - Technical Operations Manager Service Management	\$169.00
Managed Services - Basis SAP Resources	\$152.00





## Attachment 1 to Schedule B

### Pricing Detail

IPVPN Monthly Recurring Charges														
Address	CITY	ZIP	COUNTY	Current bandwidth Down/Up	COS (Class of Service)	10M	20M	50M	100M	250M	500M	1G	10G	SD-WAN
Hosting Center LSHC	Dimondale	48821	Ingham	10G/10G	2	\$ 366.67	\$ 447.60	\$ 594.77	\$ 746.52	\$ 975.48	\$ 1,443.52	\$ 1,636.43	\$ 5,678.93	\$ 296.73
Hosting Center Mason	Lansing	48933	Ingham	10G/10G	2	\$ 339.36	\$ 417.64	\$ 486.07	\$ 563.58	\$ 762.05	\$ 1,026.16	\$ 1,219.07	\$ 4,433.90	\$ 296.73
248 STATE PARK RD.	HARRISVILLE	48740	ALCONA	20/3 GW-GW	4	\$ 711.08	\$ 948.95	\$ 1,215.17	\$ 1,470.31	\$ 2,313.04	\$ 2,775.99	\$ 2,968.90		\$ 296.73
205 STATE ST.	HARRISVILLE	48740	ALCONA	15/2 GW-GW	3	\$ 711.08	\$ 948.95	\$ 1,215.17	\$ 1,470.31	\$ 2,313.04	\$ 2,775.99	\$ 2,968.90		\$ 296.73
106 FIFTH ST.	HARRISVILLE	48740	ALCONA	20M/20M	3	\$ 429.51	\$ 491.87	\$ 676.96	\$ 791.59	\$ 1,133.22	\$ 1,439.76	\$ 1,632.67		\$ 296.73
410 E. MAIN ST.	HARRISVILLE	48740	ALCONA	100/7 GW-GW	3	\$ 711.08	\$ 948.95	\$ 1,215.17	\$ 1,470.31	\$ 2,313.04	\$ 2,775.99	\$ 2,968.90		\$ 296.73
418 MILL ST.	MUNISING	49862	ALGER	100/100 GW-GW	4	\$ 1,642.26	\$ 1,970.51	\$ 2,225.03	\$ 2,770.43	\$ 3,218.87	\$ 3,727.91	\$ 3,920.82		\$ 296.73
6141 N. INDUSTRIAL PARK DR. (N6141 Industrial Park Dr)	MUNISING (Munising Twp)	49862	ALGER	50M/50M	3	\$ 526.21	\$ 591.86	\$ 786.04	\$ 924.76	\$ 1,335.38	\$ 1,741.35	\$ 1,934.26		\$ 296.73
101 COURT ST.	MUNISING	49862	ALGER	20M/20M	3	\$ 424.20	\$ 486.57	\$ 661.05	\$ 765.08	\$ 1,138.53	\$ 1,423.85	\$ 1,616.76		\$ 296.73
413 MAPLE ST. SUITE 1	MUNISING	49862	ALGER	20M/20M	3	\$ 424.20	\$ 486.57	\$ 661.05	\$ 765.08	\$ 1,138.53	\$ 1,423.85	\$ 1,616.76		\$ 296.73
640 RIVER ST.	ALLEGAN	49010	ALLEGAN	25/25 GW-GW	3	\$ 578.51	\$ 683.83	\$ 843.99	\$ 1,099.14	\$ 1,837.40	\$ 2,227.71	\$ 2,420.62		\$ 296.73
430 WESTERN AVE.	ALLEGAN	49010	ALLEGAN	20M/20M	3	\$ 445.41	\$ 523.69	\$ 629.23	\$ 722.66	\$ 1,027.17	\$ 1,344.31	\$ 1,537.22		\$ 296.73
3283 122ND ST.	ALLEGAN	49010	ALLEGAN	50M/50M	3	\$ 578.51	\$ 683.83	\$ 843.99	\$ 1,099.14	\$ 1,837.40	\$ 2,227.71	\$ 2,420.62		\$ 296.73
5252 E. M-89	FENNVILLE	49408	ALLEGAN	25/10 GW-GW	3	\$ 355.27	\$ 433.55	\$ 1,215.17	\$ 1,469.25	\$ 1,837.40	\$ 2,227.71	\$ 2,420.62		\$ 296.73
11611 W. PINE LAKE RD.	PLAINWELL	49080	ALLEGAN	20M/20M	3	\$ 1,642.26	\$ 1,970.51	\$ 2,225.03	\$ 2,770.43	\$ 3,218.87	\$ 3,727.91	\$ 3,920.82		\$ 296.73
621 N. 10TH ST.	PLAINWELL	49080	ALLEGAN	20M/20M	3	\$ 521.77	\$ 607.47	\$ 719.38	\$ 823.41	\$ 1,133.22	\$ 1,660.34	\$ 1,853.25		\$ 296.73
596 N. 11TH ST.	PLAINWELL	49080	ALLEGAN	20M/20M	3	\$ 521.77	\$ 607.47	\$ 719.38	\$ 823.41	\$ 1,133.22	\$ 1,660.34	\$ 1,853.25		\$ 296.73
3461 BLUE STAR HWY STE. 1	SAUGATUCK	49453	ALLEGAN	100/100 GW-GW	3	\$ 355.27	\$ 433.55	\$ 1,215.17	\$ 1,469.25	\$ 1,837.40	\$ 2,227.71	\$ 2,420.62		\$ 296.73
544 N. MAIN ST.	WAYLAND	49348	ALLEGAN	100/100 GW-GW	4	\$ 521.77	\$ 607.47	\$ 719.38	\$ 823.41	\$ 1,133.22	\$ 1,660.34	\$ 1,853.25		\$ 296.73
720 W. CHISHOLM ST.	ALPENA	49707	ALPENA	20M/20M	3	\$ 445.41	\$ 523.69	\$ 629.23	\$ 722.66	\$ 1,027.17	\$ 1,344.31	\$ 1,537.22		\$ 296.73
3283 W. WASHINGTON AVE.	ALPENA	49707	ALPENA	100/100 GW-GW	4	\$ 445.41	\$ 523.69	\$ 629.23	\$ 722.66	\$ 1,027.17	\$ 1,344.31	\$ 1,537.22		\$ 296.73
1540 AIRPORT RD.	ALPENA	49707	ALPENA	20M/20M	3	\$ 578.51	\$ 683.83	\$ 843.99	\$ 1,099.14	\$ 2,100.94	\$ 2,457.84	\$ 2,650.75		\$ 296.73
160 E. FLETCHER ST.	ALPENA	49707	ALPENA	50/50 GW-GW	4	\$ 578.51	\$ 683.83	\$ 843.99	\$ 1,099.14	\$ 2,100.94	\$ 2,457.84	\$ 2,650.75		\$ 296.73
2666 S. US-23	ALPENA	49707	ALPENA	20M/20M	3	\$ 424.20	\$ 486.57	\$ 629.23	\$ 722.66	\$ 1,027.17	\$ 1,344.31	\$ 1,537.22		\$ 296.73
4607 M-88 SOUTH	BELLAIRE	49615	ANTRIM	100/100 GW-GW	4	\$ 466.62	\$ 534.29	\$ 729.98	\$ 860.52	\$ 1,218.06	\$ 1,604.14	\$ 1,797.05		\$ 296.73
207 E CAYUGA	BELLAIRE	49615	ANTRIM	20M/20M	3	\$ 424.20	\$ 486.57	\$ 661.05	\$ 765.08	\$ 1,138.53	\$ 1,423.85	\$ 1,616.76		\$ 296.73
120 N. GROVE ST.	STANDISH	48658	ARENAC	20M/20M	3	\$ 516.47	\$ 589.44	\$ 719.38	\$ 823.41	\$ 1,133.22	\$ 1,660.34	\$ 1,853.25		\$ 296.73
120 N. GROVE ST.	STANDISH	48658	ARENAC	20M/20M	3	\$ 516.47	\$ 589.44	\$ 719.38	\$ 823.41	\$ 1,133.22	\$ 1,660.34	\$ 1,853.25		\$ 296.73
529 S. MAIN	STANDISH	48658	ARENAC	20M/20M	3	\$ 424.20	\$ 486.57	\$ 661.05	\$ 765.08	\$ 1,133.22	\$ 1,423.85	\$ 1,616.76		\$ 296.73
108 MAIN ST.	BARAGA	49908	BARAGA	20M/20M	3	\$ 1,642.26	\$ 1,970.51	\$ 2,225.03	\$ 2,770.43	\$ 3,218.87	\$ 3,727.91	\$ 3,920.82		\$ 296.73
427 N. US-41	BARAGA	49908	BARAGA	20M/20M	4	\$ 424.20	\$ 486.57	\$ 661.05	\$ 765.08	\$ 1,138.53	\$ 1,423.85	\$ 1,616.76		\$ 296.73
13924 WADAGA RD.	BARAGA	49908	BARAGA	50M/50M	3	\$ 1,899.90	\$ 2,993.59	\$ 3,057.24	\$ 3,697.36	\$ 3,960.52	\$ 5,639.34	\$ 5,832.25		\$ 296.73
115 FRONT ST.	L'ANSE	49946	BARAGA	25/5 GW-GW	4	\$ 429.51	\$ 491.87	\$ 676.96	\$ 791.59	\$ 1,133.22	\$ 1,439.76	\$ 1,632.67		\$ 296.73
301 WINTER ST.	L'ANSE	49946	BARAGA	20M/20M	3	\$ 1,642.26	\$ 1,970.51	\$ 2,225.03	\$ 2,770.43	\$ 3,218.87	\$ 3,727.91	\$ 3,920.82		\$ 296.73
12 N. THIRD ST.	L'ANSE	49946	BARAGA	20M/20M	3	\$ 424.20	\$ 486.57	\$ 661.05	\$ 765.08	\$ 1,138.53	\$ 1,423.85	\$ 1,616.76		\$ 296.73
1127 W. STATE ST.	HASTINGS	49058	BARRY	60/10 GW-GW	3	\$ 521.77	\$ 607.47	\$ 719.38	\$ 823.41	\$ 1,133.22	\$ 1,660.34	\$ 1,853.25		\$ 296.73
206 W. COURT ST.	HASTINGS	49058	BARRY	100/100 GW-GW	3	\$ 325.89	\$ 396.01	\$ 496.15	\$ 639.94	\$ 863.86	\$ 1,139.64	\$ 1,332.55		\$ 296.73
1212 W. STATE ST.	HASTINGS	49058	BARRY	20M/20M	3	\$ 521.77	\$ 607.47	\$ 719.38	\$ 823.41	\$ 1,133.22	\$ 1,660.34	\$ 1,853.25		\$ 296.73
430 BARFIELD DR.	HASTINGS	49058	BARRY	20M/20M	3	\$ 521.77	\$ 607.47	\$ 719.38	\$ 823.41	\$ 1,133.22	\$ 1,660.34	\$ 1,853.25		\$ 296.73
1300 E. QUIMBY RD.	HASTINGS	49058	BARRY	20M/20M	3	\$ 521.77	\$ 607.47	\$ 719.38	\$ 823.41	\$ 1,133.22	\$ 1,660.34	\$ 1,853.25		\$ 296.73
1611 S. HANOVER	HASTINGS	49508	BARRY	20M/20M	3	\$ 521.77	\$ 607.47	\$ 719.38	\$ 823.41	\$ 1,133.22	\$ 1,660.34	\$ 1,853.25		\$ 296.73
2104 S. BRIGGS RD.	MIDDLEVILLE	49333	BARRY	20/3 GW-GW	4	\$ 521.77	\$ 607.47	\$ 719.38	\$ 823.41	\$ 1,133.22	\$ 1,660.34	\$ 1,853.25		\$ 296.73
3580 N. STATE PARK DR.	BANGOR	48706	BAY	20M/20M	3	\$ 429.51	\$ 491.87	\$ 676.96	\$ 791.59	\$ 1,133.22	\$ 1,439.76	\$ 1,632.67		\$ 296.73
2590 E. WILDER RD.	BAY CITY	48706	BAY	100M/100M	3	\$ 516.47	\$ 589.44	\$ 719.38	\$ 823.41	\$ 1,133.22	\$ 1,660.34	\$ 1,853.25		\$ 296.73
3202 S. EUCLID	BAY CITY	48706	BAY	100/7 GW-GW	4	\$ 466.62	\$ 534.29	\$ 719.38	\$ 823.41	\$ 1,133.22	\$ 1,604.14	\$ 1,797.05		\$ 296.73
1700 MARQUETTE ST.	BAY CITY	48706	BAY	25/10 GW-GW	3	\$ 521.77	\$ 607.47	\$ 719.38	\$ 823.41	\$ 1,133.22	\$ 1,660.34	\$ 1,853.25		\$ 296.73

1007 N. EUCLID AVE.	BAY CITY	48706	BAY	20M/20M	3	\$ 413.60	\$ 438.85	\$ 491.37	\$ 579.49	\$ 843.71	\$ 1,126.91	\$ 1,319.82	\$ 296.73
1230 WASHINGTON AVE.	BAY CITY	48708	BAY	20M/20M	3	\$ 429.51	\$ 491.87	\$ 676.96	\$ 791.59	\$ 1,133.22	\$ 1,439.76	\$ 1,632.67	\$ 296.73
401 KETCHUM	BAY CITY	48706	BAY	50M/50M	3	\$ 516.47	\$ 589.44	\$ 719.38	\$ 823.41	\$ 1,133.22	\$ 1,660.34	\$ 1,853.25	\$ 296.73
1399 W. CENTER RD.	ESSEXVILLE	48732	BAY	50M/50M	3	\$ 424.20	\$ 486.57	\$ 661.05	\$ 765.08	\$ 1,133.22	\$ 1,423.85	\$ 1,616.76	\$ 296.73
15210 US-31	BEULAH	49617	BENZIE	20M/20M	3	\$ 665.59	\$ 726.19	\$ 904.96	\$ 1,175.64	\$ 1,581.66	\$ 2,643.17	\$ 2,836.08	\$ 296.73
448 COURT PLAZA	BEULAH	49617	BENZIE	20M/20M	3	\$ 429.51	\$ 491.87	\$ 676.96	\$ 791.59	\$ 1,133.22	\$ 1,439.76	\$ 1,632.67	\$ 296.73
3061 COLOMA RD.	BENTON HARBOR	49022	BERRIEN	100/100 GW-GW	4	\$ 392.39	\$ 491.87	\$ 655.75	\$ 823.41	\$ 1,133.22	\$ 1,513.99	\$ 1,706.90	\$ 296.73
1960 MALL PLACE	BENTON HARBOR	49022	BERRIEN	20M/20M	3	\$ 392.39	\$ 491.87	\$ 655.75	\$ 823.41	\$ 1,133.22	\$ 1,513.99	\$ 1,706.90	\$ 296.73
3880 RED ARROW HWY.	BENTON HARBOR	49022	BERRIEN	50M/50M	3	\$ 392.39	\$ 491.87	\$ 655.75	\$ 823.41	\$ 1,133.22	\$ 1,513.99	\$ 1,706.90	\$ 296.73

### IPVPN Monthly Recurring Charges

Address	CITY	ZIP	COUNTY	Current bandwidth Down/Up	COS (Class of Service)	10M	20M	50M	100M	250M	500M	1G	10G	SD-WAN
497 WAUKONDA	BENTON HARBOR	49022	BERRIEN	20M/20M	3	\$ 392.39	\$ 491.87	\$ 629.23	\$ 722.66	\$ 1,027.17	\$ 1,344.31	\$ 1,537.22		\$ 296.73
401 EIGHTH ST.	BENTON HARBOR	49022	BERRIEN	50M/50M	3	\$ 392.39	\$ 491.87	\$ 629.23	\$ 722.66	\$ 1,027.17	\$ 1,344.31	\$ 1,537.22		\$ 296.73
11630 WILSON RD.	NEW BUFFALO	49117	BERRIEN	20M/20M	3	\$ 392.39	\$ 491.87	\$ 655.75	\$ 823.41	\$ 1,133.22	\$ 1,513.99	\$ 1,706.90		\$ 296.73
1205 N. FRONT ST.	NILES	49120	BERRIEN	20M/20M	3	\$ 392.39	\$ 491.87	\$ 629.23	\$ 722.66	\$ 1,027.17	\$ 1,344.31	\$ 1,537.22		\$ 296.73
1600 SILVERBROOK	NILES	49120	BERRIEN	20M/20M	3	\$ 355.27	\$ 433.55	\$ 655.75	\$ 823.41	\$ 1,133.22	\$ 1,513.99	\$ 1,706.90		\$ 296.73
110 E. MAIN ST.	NILES	49120	BERRIEN	20M/20M	3	\$ 355.27	\$ 433.55	\$ 629.23	\$ 722.66	\$ 1,027.17	\$ 1,344.31	\$ 1,537.22		\$ 296.73
33971 E. US-12	NILES	49120	BERRIEN	20M/20M	3	\$ 392.39	\$ 491.87	\$ 655.75	\$ 823.41	\$ 1,133.22	\$ 1,513.99	\$ 1,706.90		\$ 296.73
12032 RED ARROW HWY.	SAWYER	49125	BERRIEN	10M/10M	3	\$ 392.39	\$ 491.87	\$ 629.23	\$ 722.66	\$ 1,027.17	\$ 1,344.31	\$ 1,537.22		\$ 296.73
5948 SAWYER RD.	SAWYER	49125	BERRIEN	20M/20M	3	\$ 392.39	\$ 491.87	\$ 655.75	\$ 860.52	\$ 1,159.74	\$ 1,513.99	\$ 1,706.90		\$ 296.73
811 PORT ST.	ST. JOSEPH	49085	BERRIEN	20M/20M	3	\$ 392.39	\$ 491.87	\$ 655.75	\$ 823.41	\$ 1,133.22	\$ 1,513.99	\$ 1,706.90		\$ 296.73
186 E. STATE ST.	COLDWATER	49036	BRANCH	20M/20M	3	\$ 578.51	\$ 683.83	\$ 843.99	\$ 1,099.14	\$ 1,837.40	\$ 2,227.71	\$ 2,420.62		\$ 296.73
141 FIRST ST.	COLDWATER	49036	BRANCH	50M/50M	3	\$ 424.20	\$ 486.57	\$ 661.05	\$ 765.08	\$ 1,138.53	\$ 1,423.85	\$ 1,616.76		\$ 296.73
388 KEITH WILHELM DR.	COLDWATER	49036	BRANCH	20M/20M	3	\$ 578.51	\$ 683.83	\$ 843.99	\$ 1,099.14	\$ 1,837.40	\$ 2,227.71	\$ 2,420.62		\$ 296.73
7 VAN AVE.	COLDWATER	49036	BRANCH	20M/20M	3	\$ 429.51	\$ 491.87	\$ 676.96	\$ 791.59	\$ 1,133.22	\$ 1,439.76	\$ 1,632.67		\$ 296.73
31 DIVISION ST.	COLDWATER	49036	BRANCH	20M/20M	3	\$ 429.51	\$ 491.87	\$ 676.96	\$ 791.59	\$ 1,133.22	\$ 1,439.76	\$ 1,632.67		\$ 296.73
34 N. MICHIGAN AVE.	COLDWATER	49036	BRANCH	20M/20M	3	\$ 445.41	\$ 523.69	\$ 629.23	\$ 722.66	\$ 1,027.17	\$ 1,344.31	\$ 1,537.22		\$ 296.73
308 S. SUPERIOR	ALBION	49224	CALHOUN	20M/20M	3	\$ 516.47	\$ 589.44	\$ 719.38	\$ 823.41	\$ 1,133.22	\$ 1,660.34	\$ 1,853.25		\$ 296.73
2501 26TH ST.	AUGUSTA	49012	CALHOUN	50/50 GW-GW	3	\$ 392.39	\$ 491.87	\$ 629.23	\$ 722.66	\$ 1,027.17	\$ 1,344.31	\$ 1,537.22		\$ 296.73
5500 ARMSTRONG RD.	BATTLE CREEK	49016	CALHOUN	20M/20M	3	\$ 516.47	\$ 589.44	\$ 719.38	\$ 823.41	\$ 1,133.22	\$ 1,660.34	\$ 1,853.25		\$ 296.73
161 E. MICHIGAN AVE.	BATTLE CREEK	49014	CALHOUN	20M/20M	3	\$ 355.27	\$ 433.55	\$ 491.37	\$ 579.49	\$ 843.71	\$ 1,126.91	\$ 1,319.82		\$ 296.73
190 E. MICHIGAN AVE.	BATTLE CREEK	49016	CALHOUN	20M/20M	3	\$ 355.27	\$ 433.55	\$ 491.37	\$ 579.49	\$ 843.71	\$ 1,126.91	\$ 1,319.82		\$ 296.73
5420 BECKLEY RD. SUITE L	BATTLE CREEK	49015	CALHOUN	20M/20M	3	\$ 516.47	\$ 589.44	\$ 719.38	\$ 823.41	\$ 1,133.22	\$ 1,660.34	\$ 1,853.25		\$ 296.73
424 RIVERSIDE DR.	BATTLE CREEK	49015	CALHOUN	20M/20M	3	\$ 516.47	\$ 589.44	\$ 719.38	\$ 823.41	\$ 1,133.22	\$ 1,660.34	\$ 1,853.25		\$ 296.73
714 N. BREWER	MARSHALL	49068	CALHOUN	150/150 GW-GW	3	\$ 521.77	\$ 607.47	\$ 719.38	\$ 823.41	\$ 1,133.22	\$ 1,660.34	\$ 1,853.25		\$ 296.73
1242 S. KALAMAZOO AVE.	MARSHALL	49068	CALHOUN	20M/20M	3	\$ 521.77	\$ 607.47	\$ 719.38	\$ 823.41	\$ 1,133.22	\$ 1,660.34	\$ 1,853.25		\$ 296.73
15300 W. MICHIGAN AVE.	MARSHALL	49068	CALHOUN	20M/20M	3	\$ 516.47	\$ 589.44	\$ 719.38	\$ 823.41	\$ 1,133.22	\$ 1,660.34	\$ 1,853.25		\$ 296.73
325 N. M-62	CASSOPOLIS	49031	CASS	20M/20M	3	\$ 392.39	\$ 491.87	\$ 629.23	\$ 722.66	\$ 1,027.17	\$ 1,344.31	\$ 1,537.22		\$ 296.73
110 N. BROADWAY	CASSOPOLIS	49031	CASS	20M/20M	3	\$ 392.39	\$ 491.87	\$ 629.23	\$ 722.66	\$ 1,027.17	\$ 1,344.31	\$ 1,537.22		\$ 296.73
601-C N. FRONT ST.	DOWAGIAC	49047	CASS	20M/20M	3	\$ 392.39	\$ 491.87	\$ 655.75	\$ 860.52	\$ 1,159.74	\$ 1,513.99	\$ 1,706.90		\$ 296.73
61535 M-40	JONES	49061	CASS	20M/20M	3	\$ 445.41	\$ 523.69	\$ 629.23	\$ 722.66	\$ 1,027.17	\$ 1,344.31	\$ 1,537.22		\$ 296.73
96 GRANT ST.	CHARLEVOIX	49720	CHARLEVOIX	60/5 GW-GW	4	\$ 429.51	\$ 491.87	\$ 676.96	\$ 791.59	\$ 1,133.22	\$ 1,439.76	\$ 1,632.67		\$ 296.73
301 STATE ST.	CHARLEVOIX	49720	CHARLEVOIX	20M/20M	3	\$ 429.51	\$ 491.87	\$ 629.23	\$ 722.66	\$ 1,027.17	\$ 1,344.31	\$ 1,537.22		\$ 296.73
120 A. ST.	CHEBOYGAN	49721	CHEBOYGAN	20/3 GW-GW	4	\$ 429.51	\$ 491.87	\$ 676.96	\$ 791.59	\$ 1,133.22	\$ 1,439.76	\$ 1,632.67		\$ 296.73
870 S. MAIN ST.	CHEBOYGAN	49721	CHEBOYGAN	20M/20M	3	\$ 424.20	\$ 486.57	\$ 629.23	\$ 722.66	\$ 1,027.17	\$ 1,344.31	\$ 1,537.22		\$ 296.73
827 S. HURON ST.	CHEBOYGAN	49721	CHEBOYGAN	20M/20M	3	\$ 445.41	\$ 523.69	\$ 629.23	\$ 722.66	\$ 1,027.17	\$ 1,344.31	\$ 1,537.22		\$ 296.73
300 S. MILL ST.	CHEBOYGAN	49721	CHEBOYGAN	20M/20M	3	\$ 424.20	\$ 486.57	\$ 629.23	\$ 722.66	\$ 1,027.17	\$ 1,344.31	\$ 1,537.22		\$ 296.73
6984 M-68	INDIAN RIVER	49749	CHEBOYGAN	60/5 GW-GW	3	\$ 521.77	\$ 607.47	\$ 719.38	\$ 823.41	\$ 1,133.22	\$ 1,660.34	\$ 1,853.25		\$ 296.73
207 SINCLAIR ST.	MACKINAW CITY	49701	CHEBOYGAN	20M/20M	3	\$ 906.73	\$ 1,091.06	\$ 1,223.11	\$ 1,374.87	\$ 2,018.74	\$ 2,749.48	\$ 2,942.39		\$ 296.73
4269 W. M-80 RD.	KINCHELOE	49788	CHIPPEWA	100M/100M	3	\$ 424.20	\$ 486.57	\$ 661.05	\$ 765.08	\$ 1,138.53	\$ 1,423.85	\$ 1,616.76		\$ 296.73
3900 I-75	SAULT STE. MARIE	49783	CHIPPEWA	100/100 GW-GW	3	\$ 906.73	\$ 1,091.06	\$ 1,223.11	\$ 1,374.87	\$ 2,018.74	\$ 2,749.48	\$ 2,942.39		\$ 296.73
934 BRIDGE PLAZA	SAULT STE. MARIE	49783	CHIPPEWA	20M/20M	3	\$ 906.73	\$ 1,091.06	\$ 1,223.11	\$ 1,374.87	\$ 2,018.74	\$ 2,749.48	\$ 2,942.39		\$ 296.73

325 COURT ST.	SAULT STE. MARIE	49783	CHIPPEWA	20M/20M	3	\$ 906.73	\$ 1,091.06	\$ 1,223.11	\$ 1,374.87	\$ 2,018.74	\$ 2,749.48	\$ 2,942.39	\$ 296.73
2700 DAVITT ST.	SAULT STE. MARIE	49783	CHIPPEWA	20M/20M	3	\$ 906.73	\$ 1,091.06	\$ 1,223.11	\$ 1,374.87	\$ 2,018.74	\$ 2,749.48	\$ 2,942.39	\$ 296.73
4131 S. M-129	SAULT STE. MARIE	49783	CHIPPEWA	20M/20M	4	\$ 906.73	\$ 1,091.06	\$ 1,223.11	\$ 1,374.87	\$ 2,018.74	\$ 2,749.48	\$ 2,942.39	\$ 296.73
463 E. THREE MILE RD.	SAULT STE. MARIE	49783	CHIPPEWA	20M/20M	3	\$ 906.73	\$ 1,091.06	\$ 1,223.11	\$ 1,374.87	\$ 2,018.74	\$ 2,749.48	\$ 2,942.39	\$ 296.73
8540 S. CLARE AVE.	CLARE	48617	CLARE	20M/20M	3	\$ 521.77	\$ 607.47	\$ 719.38	\$ 823.41	\$ 1,133.22	\$ 1,660.34	\$ 1,853.25	\$ 296.73
255 W. MAIN ST.	HARRISON	48625	CLARE	20M/20M	3	\$ 516.47	\$ 589.44	\$ 719.38	\$ 823.41	\$ 1,133.22	\$ 1,660.34	\$ 1,853.25	\$ 296.73
725 RICHARD ST.	HARRISON	48625	CLARE	20M/20M	3	\$ 521.77	\$ 607.47	\$ 719.38	\$ 823.41	\$ 1,133.22	\$ 1,660.34	\$ 1,853.25	\$ 296.73
1041 US-27	ST. JOHNS	48879	CLINTON	20M/20M	3	\$ 652.21	\$ 835.48	\$ 1,215.17	\$ 1,469.25	\$ 1,837.40	\$ 2,227.71	\$ 2,420.62	\$ 296.73
100 W. STATE ST.	ST. JOHNS	49735	CLINTON	20M/20M	3	\$ 652.21	\$ 835.48	\$ 1,215.17	\$ 1,469.25	\$ 1,837.40	\$ 2,227.71	\$ 2,420.62	\$ 296.73
105 TOLLES RD.	ST. JOHNS	48879	CLINTON	20M/20M	3	\$ 445.41	\$ 523.69	\$ 629.23	\$ 722.66	\$ 1,027.17	\$ 1,344.31	\$ 1,537.22	\$ 296.73
200 W. MICHIGAN AVE.	GRAYLING	49738	CRAWFORD	20M/20M	3	\$ 445.41	\$ 523.69	\$ 629.23	\$ 722.66	\$ 1,027.17	\$ 1,344.31	\$ 1,537.22	\$ 296.73
103 JAMES ST.	GRAYLING	49738	CRAWFORD	100/100GW-AVPV	3	\$ 445.41	\$ 523.69	\$ 629.23	\$ 722.66	\$ 1,027.17	\$ 1,344.31	\$ 1,537.22	\$ 296.73
4616 RANGER RD.	GRAYLING	49738	CRAWFORD	20M/20M	3	\$ 711.08	\$ 948.95	\$ 1,215.17	\$ 1,470.31	\$ 2,313.04	\$ 2,775.99	\$ 2,968.90	\$ 296.73
230 HURON	GRAYLING	49738	CRAWFORD	20M/20M	3	\$ 652.21	\$ 835.48	\$ 1,215.17	\$ 1,469.25	\$ 1,837.40	\$ 2,227.71	\$ 2,420.62	\$ 296.73
10 N. HOWES LAKE RD.	GRAYLING	49738	CRAWFORD	20M/20M	3	\$ 517.00	\$ 597.92	\$ 733.96	\$ 969.23	\$ 1,504.40	\$ 1,887.82	\$ 2,080.73	\$ 296.73

IPVPN Monthly Recurring Charges														
Address	CITY	ZIP	COUNTY	Current bandwidth Down/Up	COS (Class of Service)	10M	20M	50M	100M	250M	500M	1G	10G	SD-WAN
2384 I-75	GRAYLING	48738	CRAWFORD	20M/20M	3	\$ 652.21	\$ 835.48	\$ 1,215.17	\$ 1,469.25	\$ 1,837.40	\$ 2,227.71	\$ 2,420.62		\$ 296.73
1955 N. HARTWICK PINES	GRAYLING	49738	CRAWFORD	20M/20M	3	\$ 652.21	\$ 835.48	\$ 1,215.17	\$ 1,469.25	\$ 1,837.40	\$ 2,227.71	\$ 2,420.62		\$ 296.73
203 1ST ST.	GRAYLING	49738	CRAWFORD	50/50 GW-GW	3	\$ 1,642.26	\$ 1,970.51	\$ 2,225.03	\$ 2,770.43	\$ 3,218.87	\$ 3,727.91	\$ 3,920.82		\$ 296.73
305 LUDINGTON	ESCANABA	49829	DELTA	20M/20M	3	\$ 521.77	\$ 607.47	\$ 719.38	\$ 823.41	\$ 1,133.22	\$ 1,660.34	\$ 1,853.25		\$ 296.73
310 LUDINGTON	ESCANABA	49829	DELTA	20M/20M	3	\$ 424.20	\$ 486.57	\$ 661.05	\$ 765.08	\$ 1,133.22	\$ 1,423.85	\$ 1,616.76		\$ 296.73
2425 N. 30TH	ESCANABA	49829	DELTA	50M/50M	3	\$ 516.47	\$ 589.44	\$ 719.38	\$ 823.41	\$ 1,133.22	\$ 1,660.34	\$ 1,853.25		\$ 296.73
1818 N. THIRD AVE.	ESCANABA	49829	DELTA	50M/50M	3	\$ 445.41	\$ 523.69	\$ 629.23	\$ 722.66	\$ 1,027.17	\$ 1,344.31	\$ 1,537.22		\$ 296.73
13700 13.25 LN.	GARDEN	49835	DELTA	1M/1M	3	\$ 665.59	\$ 726.19	\$ 904.96	\$ 1,175.64	\$ 1,581.66	\$ 2,643.17	\$ 2,836.08		\$ 296.73
922 LAKESHORE DR.	GLADSTONE	49837	DELTA	100/100 GW-GW	4	\$ 521.77	\$ 607.47	\$ 719.38	\$ 823.41	\$ 1,133.22	\$ 1,660.34	\$ 1,853.25		\$ 296.73
6833 US-2	GLADSTONE	49837	DELTA	20M/20M	4	\$ 521.77	\$ 607.47	\$ 719.38	\$ 823.41	\$ 1,133.22	\$ 1,660.34	\$ 1,853.25		\$ 296.73
816 CLARK DR.	GLADSTONE	49837	DELTA	20M/20M	3	\$ 516.47	\$ 589.44	\$ 719.38	\$ 823.41	\$ 1,133.22	\$ 1,660.34	\$ 1,853.25		\$ 296.73
US-2 NORTH (1916 N Stephenson Ave)	IRON MOUNTAIN	49801	DICKINSON	100/100 GW-GW	4	\$ 536.49	\$ 612.40	\$ 745.09	\$ 852.31	\$ 1,170.34	\$ 1,718.57	\$ 1,911.48		\$ 296.73
300 E. D. ST.	IRON MOUNTAIN	49801	DICKINSON	20M/20M	3	\$ 445.41	\$ 523.69	\$ 629.23	\$ 722.66	\$ 1,027.17	\$ 1,344.31	\$ 1,537.22		\$ 296.73
1044 S. STEPHENSON AVE.	IRON MOUNTAIN	49801	DICKINSON	20M/20M	4	\$ 521.77	\$ 607.47	\$ 719.38	\$ 823.41	\$ 1,133.22	\$ 1,660.34	\$ 1,853.25		\$ 296.73
520 W. US-2 HWY.	NORWAY	49870	DICKINSON	20M/20M	3	\$ 521.77	\$ 607.47	\$ 719.38	\$ 823.41	\$ 1,133.22	\$ 1,660.34	\$ 1,853.25		\$ 296.73
1401 CARPENTER AVE.	IRON MOUNTAIN	49801	DICKINSON	20M/20M	3	\$ 517.00	\$ 590.50	\$ 719.38	\$ 823.41	\$ 1,133.22	\$ 1,660.34	\$ 1,853.25		\$ 296.73
1067 E911 BLVD. (1067 Independence Blvd)	CHARLOTTE	48813	EATON	20M/20M	3	\$ 394.51	\$ 458.73	\$ 594.77	\$ 746.52	\$ 975.48	\$ 1,364.46	\$ 1,557.37		\$ 296.73
1067 E911 BLVD. (1067 Independence Blvd)	CHARLOTTE	48813	EATON	20M/20M	3	\$ 394.51	\$ 458.73	\$ 594.77	\$ 746.52	\$ 975.48	\$ 1,364.46	\$ 1,557.37		\$ 296.73
1050 INDEPENDENCE BLVD.	CHARLOTTE	48813	EATON	20M/20M	3	\$ 516.47	\$ 589.44	\$ 719.38	\$ 823.41	\$ 1,133.22	\$ 1,660.34	\$ 1,853.25		\$ 296.73
905 PAINE DR.	CHARLOTTE	48813	EATON	20M/20M	3	\$ 521.77	\$ 607.47	\$ 719.38	\$ 823.41	\$ 1,133.22	\$ 1,660.34	\$ 1,853.25		\$ 296.73
8258 S. AYR RD.	ALANSON	49706	EMMET	20/3 GW-GW	4	\$ 445.41	\$ 523.69	\$ 629.23	\$ 722.66	\$ 1,027.17	\$ 1,344.31	\$ 1,537.22		\$ 296.73
1200 M-119	PETOSKEY	49770	EMMET	100/100 GW-GW	4	\$ 445.41	\$ 523.69	\$ 629.23	\$ 722.66	\$ 1,027.17	\$ 1,344.31	\$ 1,537.22		\$ 296.73
200 DIVISION ST.	PETOSKEY	49770	EMMET	600/35 GW-GW	3	\$ 516.47	\$ 589.44	\$ 719.38	\$ 823.41	\$ 1,133.22	\$ 1,660.34	\$ 1,853.25		\$ 296.73
1694 S. US-131	PETOSKEY	49770	EMMET	20M/20M	3	\$ 516.47	\$ 589.44	\$ 719.38	\$ 823.41	\$ 1,133.22	\$ 1,660.34	\$ 1,853.25		\$ 296.73
1185 N. US-31	PETOSKEY	49770	EMMET	20M/20M	3	\$ 429.51	\$ 491.87	\$ 676.96	\$ 791.59	\$ 1,133.22	\$ 1,439.76	\$ 1,632.67		\$ 296.73
2229 SUMMIT PARK DR.	PETOSKEY	49770	EMMET	20M/20M	3	\$ 445.41	\$ 523.69	\$ 629.23	\$ 722.66	\$ 1,027.17	\$ 1,344.31	\$ 1,537.22		\$ 296.73
125 E. UNION	FLINT	48502	GENESEE	50M/50M	3	\$ 516.47	\$ 589.44	\$ 719.38	\$ 823.41	\$ 1,133.22	\$ 1,660.34	\$ 1,853.25		\$ 296.73
1101 BEACH ST.	FLINT	48502	GENESEE	20M/20M	3	\$ 355.27	\$ 433.55	\$ 655.75	\$ 823.41	\$ 1,133.22	\$ 1,513.99	\$ 1,706.90		\$ 296.73
1301 W. COURT ST.	FLINT	48503	GENESEE	100/100 GW-GW	4	\$ 355.27	\$ 433.55	\$ 629.23	\$ 722.66	\$ 1,027.17	\$ 1,344.31	\$ 1,537.22		\$ 296.73
300 N. MAIN	DAVISON	48423	GENESEE	20M/20M	3	\$ 429.51	\$ 491.87	\$ 629.23	\$ 722.66	\$ 1,027.17	\$ 1,344.31	\$ 1,537.22		\$ 296.73
408 S. SAGINAW ST.	FLINT	48502	GENESEE	20M/20M	3	\$ 413.60	\$ 438.85	\$ 491.37	\$ 579.49	\$ 843.71	\$ 1,126.91	\$ 1,319.82		\$ 296.73

4256 W. VIENNA RD.	CLIO	48420	GENESEE	20M/20M	3	\$ 521.77	\$ 607.47	\$ 719.38	\$ 823.41	\$ 1,133.22	\$ 1,660.34	\$ 1,853.25	\$ 296.73
4809 CLIO RD.	FLINT	48504	GENESEE	20M/20M	3	\$ 521.77	\$ 607.47	\$ 719.38	\$ 823.41	\$ 1,133.22	\$ 1,660.34	\$ 1,853.25	\$ 296.73
711 N. SAGINAW ST.	FLINT	48503	GENESEE	20M/20M	3	\$ 516.47	\$ 589.44	\$ 719.38	\$ 823.41	\$ 1,133.22	\$ 1,660.34	\$ 1,853.25	\$ 296.73
816 BEACH ST.	FLINT	48502	GENESEE	20M/20M	3	\$ 521.77	\$ 607.47	\$ 719.38	\$ 823.41	\$ 1,133.22	\$ 1,660.34	\$ 1,853.25	\$ 296.73
9495 E. POTTER RD.	DAVISON	48423	GENESEE	100M/100M	3	\$ 445.41	\$ 523.69	\$ 629.23	\$ 722.66	\$ 1,027.17	\$ 1,344.31	\$ 1,537.22	\$ 296.73
G-4481 CORUNNA RD.	FLINT	48532	GENESEE	50M/50M	3	\$ 391.97	\$ 438.85	\$ 491.37	\$ 579.49	\$ 843.71	\$ 1,126.91	\$ 1,319.82	\$ 296.73
G-5512 FENTON RD.	FLINT	48507	GENESEE	20M/20M	3	\$ 355.27	\$ 433.55	\$ 655.75	\$ 823.41	\$ 1,133.22	\$ 1,513.99	\$ 1,706.90	\$ 296.73
401 W. CEDAR AVE.	GLADWIN	48624	GLADWIN	20M/20M	3	\$ 516.47	\$ 589.44	\$ 719.38	\$ 823.41	\$ 1,133.22	\$ 1,660.34	\$ 1,853.25	\$ 296.73
675 E. CEDAR AVE.	GLADWIN	48624	GLADWIN	20M/20M	3	\$ 466.62	\$ 534.29	\$ 719.38	\$ 823.41	\$ 1,133.22	\$ 1,604.14	\$ 1,797.05	\$ 296.73
801 N. SILVERLEAF	GLADWIN	48624	GLADWIN	26/3 GW-GW	3	\$ 516.47	\$ 589.44	\$ 719.38	\$ 823.41	\$ 1,133.22	\$ 1,660.34	\$ 1,853.25	\$ 296.73
100 SUNDAY LAKE ST.	WAKEFIELD	49968	GOGEBIC	100/100 GW-GW	4	\$ 445.41	\$ 523.69	\$ 629.23	\$ 722.66	\$ 1,027.17	\$ 1,344.31	\$ 1,537.22	\$ 296.73
200 N. MOORE ST.	BESSEMER	49911	GOGEBIC	20M/20M	3	\$ 424.20	\$ 486.57	\$ 661.05	\$ 765.08	\$ 1,138.53	\$ 1,423.85	\$ 1,616.76	\$ 296.73
206 E. MARY ST.	BESSEMER	49911	GOGEBIC	20M/20M	3	\$ 445.41	\$ 523.69	\$ 629.23	\$ 722.66	\$ 1,027.17	\$ 1,344.31	\$ 1,537.22	\$ 296.73
301 E. LEAD ST.	BESSEMER	49911	GOGEBIC	20M/20M	3	\$ 517.00	\$ 590.50	\$ 797.33	\$ 1,008.99	\$ 1,467.28	\$ 1,800.33	\$ 1,993.24	\$ 296.73
1209 S. GARFIELD	TRAVERSE CITY	49686	GRAND TRAVERSE	20M/20M	3	\$ 424.20	\$ 486.57	\$ 629.23	\$ 722.66	\$ 1,027.17	\$ 1,344.31	\$ 1,537.22	\$ 296.73
1759 BARLOW	TRAVERSE CITY	49686	GRAND TRAVERSE	20M/20M	3	\$ 429.51	\$ 491.87	\$ 676.96	\$ 791.59	\$ 1,133.22	\$ 1,439.76	\$ 1,632.67	\$ 296.73
2084 S. US-31	TRAVERSE CITY	49684	GRAND TRAVERSE	50M/50M	3	\$ 521.77	\$ 607.47	\$ 719.38	\$ 823.41	\$ 1,133.22	\$ 1,660.34	\$ 1,853.25	\$ 296.73
2122 EAST M-37	TRAVERSE CITY	49684	GRAND TRAVERSE	20M/20M	4	\$ 516.47	\$ 589.44	\$ 719.38	\$ 823.41	\$ 1,133.22	\$ 1,660.34	\$ 1,853.25	\$ 296.73
218 W. 14TH ST.	TRAVERSE CITY	49684	GRAND TRAVERSE	100/100 GW-GW	3	\$ 424.20	\$ 486.57	\$ 661.05	\$ 765.08	\$ 1,133.22	\$ 1,423.85	\$ 1,616.76	\$ 296.73
315 E. FRONT ST.	TRAVERSE CITY	49684	GRAND TRAVERSE	20M/20M	3	\$ 413.60	\$ 438.85	\$ 491.37	\$ 579.49	\$ 843.71	\$ 1,126.91	\$ 1,319.82	\$ 296.73
400 BOARDMAN	TRAVERSE CITY	49684	GRAND TRAVERSE	20M/20M	3	\$ 424.20	\$ 486.57	\$ 661.05	\$ 765.08	\$ 1,133.22	\$ 1,423.85	\$ 1,616.76	\$ 296.73
701 S. ELMWOOD	TRAVERSE CITY	49584	GRAND TRAVERSE	50M/50M	3	\$ 445.41	\$ 523.69	\$ 629.23	\$ 722.66	\$ 1,027.17	\$ 1,344.31	\$ 1,537.22	\$ 296.73

IPVPN Monthly Recurring Charges														
Address	CITY	ZIP	COUNTY	Current bandwidth Down/Up	COS (Class of Service)	10M	20M	50M	100M	250M	500M	1G	10G	SD-WAN
114 S. MAIN	ITHACA	48847	GRATIOT	600/35 GW-GW	3	\$ 429.51	\$ 491.87	\$ 676.96	\$ 791.59	\$ 1,133.22	\$ 1,439.76	\$ 1,632.67	\$ 296.73	
201 COMMERCE DR.	ITHACA	48847	GRATIOT	20M/20M	3	\$ 578.51	\$ 683.83	\$ 843.99	\$ 1,099.14	\$ 1,837.40	\$ 2,227.71	\$ 2,420.62	\$ 296.73	
214 E. CENTER	ITHACA	48847	GRATIOT	20M/20M	3	\$ 429.51	\$ 491.87	\$ 676.96	\$ 791.59	\$ 1,133.22	\$ 1,439.76	\$ 1,632.67	\$ 296.73	
3709 DEEP RIVER	STANDISH	48658	GRATIOT	20M/20M	3	\$ 521.77	\$ 607.47	\$ 719.38	\$ 823.41	\$ 1,133.22	\$ 1,660.34	\$ 1,853.25	\$ 296.73	
8585 N. CROSWELL RD.	ST. LOUIS	48880	GRATIOT	100M/100M	3	\$ 424.20	\$ 486.57	\$ 661.05	\$ 765.08	\$ 1,138.53	\$ 1,423.85	\$ 1,616.76	\$ 296.73	
40 CARE DR.	HILLSDALE	49242	HILLSDALE	20M/20M	3	\$ 445.41	\$ 523.69	\$ 629.23	\$ 722.66	\$ 1,027.17	\$ 1,344.31	\$ 1,537.22	\$ 296.73	
59 E. ST. JOSEPH AVE. (59 E. St. Joe St)	HILLSDALE	49242	HILLSDALE	20M/20M	3	\$ 541.50	\$ 630.22	\$ 745.09	\$ 852.31	\$ 1,170.34	\$ 1,718.57	\$ 1,911.48	\$ 296.73	
476 E. CHICAGO RD.	JONESVILLE	49250	HILLSDALE	50/10 GW-GW	3	\$ 516.47	\$ 589.44	\$ 719.38	\$ 823.41	\$ 1,133.22	\$ 1,660.34	\$ 1,853.25	\$ 296.73	
18350 E. M-103 HWY.	HANCOCK	49930	HOUGHTON	1.5M/1.5M	3	\$ 911.51	\$ 956.37	\$ 1,258.65	\$ 1,422.59	\$ 2,148.12	\$ 2,562.83	\$ 2,755.74	\$ 296.73	
401 E. HOUGHTON	HOUGHTON	49931	HOUGHTON	20M/20M	3	\$ 424.20	\$ 486.57	\$ 661.05	\$ 765.08	\$ 1,138.53	\$ 1,423.85	\$ 1,616.76	\$ 296.73	
47420 M-26 HWY.	HOUGHTON	49931	HOUGHTON	20M/20M	3	\$ 911.51	\$ 956.37	\$ 1,258.65	\$ 1,422.59	\$ 2,148.12	\$ 2,562.83	\$ 2,755.74	\$ 296.73	
51750 INDUSTRIAL DR.	CALUMET	49913	HOUGHTON	20M/20M	3	\$ 517.00	\$ 590.50	\$ 797.33	\$ 1,008.99	\$ 1,467.28	\$ 1,800.33	\$ 1,993.24	\$ 296.73	
55195 W. US-2 ST.	CALUMET	49913	HOUGHTON	100/100 GW-GW	4	\$ 911.51	\$ 956.37	\$ 1,258.65	\$ 1,422.59	\$ 2,148.12	\$ 2,562.83	\$ 2,755.74	\$ 296.73	
902 RAZORBACK	HOUGHTON	49931	HOUGHTON	20M/20M	4	\$ 424.20	\$ 486.57	\$ 661.05	\$ 765.08	\$ 1,138.53	\$ 1,423.85	\$ 1,616.76	\$ 296.73	
675 S. VAN DYKE	BAD AXE	48413	HURON	20MSE GW-GW	3	\$ 355.27	\$ 433.55	\$ 719.38	\$ 823.41	\$ 1,133.22	\$ 1,660.34	\$ 1,853.25	\$ 296.73	
1775 Port Austin Rd	PORT AUSTIN	48467	HURON	50/6 GW-GW	3	\$ 355.27	\$ 433.55	\$ 523.18	\$ 563.58	\$ 709.02	\$ 814.06	\$ 1,006.97	\$ 296.73	
1911 SAND BEACH RD.	BAD AXE	48413	HURON	20M/20M	3	\$ 521.77	\$ 607.47	\$ 719.38	\$ 823.41	\$ 1,133.22	\$ 1,660.34	\$ 1,853.25	\$ 296.73	
250 E. HURON	BAD AXE	48413	HURON	20M/20M	3	\$ 516.47	\$ 589.44	\$ 719.38	\$ 823.41	\$ 1,133.22	\$ 1,660.34	\$ 1,853.25	\$ 296.73	
33 PATRICK DR.	BAD AXE	48413	HURON	20M/20M	3	\$ 521.77	\$ 607.47	\$ 719.38	\$ 823.41	\$ 1,133.22	\$ 1,660.34	\$ 1,853.25	\$ 296.73	
6573 STATE PARK RD.	CASEVILLE	48725	HURON	20M/20M	3	\$ 355.27	\$ 433.55	\$ 1,193.42	\$ 1,389.71	\$ 2,313.04	\$ 2,775.99	\$ 2,968.90	\$ 296.73	
4125 BEAUMONT RD.	EAST LANSING	48910	INGHAM	50/50 GW-GW	4	\$ 521.77	\$ 607.47	\$ 719.38	\$ 823.41	\$ 1,133.22	\$ 1,660.34	\$ 1,853.25	\$ 296.73	
120 W. MICHIGAN AVE.	LANSING	48933	INGHAM	20M/20M	3	\$ 339.36	\$ 433.55	\$ 491.37	\$ 579.49	\$ 843.71	\$ 1,126.91	\$ 1,319.82	\$ 296.73	
221 N. WASHINGTON SQ.	LANSING	48933	INGHAM	DS1	3	\$ 274.67	\$ 359.31	\$ 454.25	\$ 579.49	\$ 843.71	\$ 1,126.91	\$ 1,319.82	\$ 296.73	
2824 CIRCLE DR.	LANSING	48906	INGHAM	150/25 GW-GW	3	\$ 355.27	\$ 433.55	\$ 719.38	\$ 823.41	\$ 1,133.22	\$ 1,660.34	\$ 1,853.25	\$ 296.73	
2900 COLLINS RD	LANSING	48910	INGHAM	100/100 GW-GW	3	\$ 521.77	\$ 607.47	\$ 719.38	\$ 823.41	\$ 1,133.22	\$ 1,660.34	\$ 1,853.25	\$ 296.73	
3315 E. MICHIGAN AVE.	LANSING	48912	INGHAM	20M/20M	3	\$ 339.36	\$ 433.55	\$ 549.70	\$ 669.63	\$ 1,080.20	\$ 1,317.80	\$ 1,510.71	\$ 296.73	

3737 E. GRAND RIVER ST.	WILLIAMSTON	48895	INGHAM	20M/20M	3	\$ 325.89	\$ 396.01	\$ 496.15	\$ 639.94	\$ 863.86	\$ 1,139.64	\$ 1,332.55	\$ 296.73
3798 CAPITOL CITY BLVD	LANSING	48906	INGHAM	75/15 GW-GW	4	\$ 355.27	\$ 433.55	\$ 719.38	\$ 823.41	\$ 1,133.22	\$ 1,660.34	\$ 1,853.25	\$ 296.73
601 JEWETT RD.	MASON	48854	INGHAM	20M/20M	3	\$ 521.77	\$ 607.47	\$ 719.38	\$ 823.41	\$ 1,133.22	\$ 1,660.34	\$ 1,853.25	\$ 296.73
608 W. ALLEGAN	LANSING	48933	INGHAM	20M/20M	3	\$ 339.36	\$ 433.55	\$ 549.70	\$ 669.63	\$ 1,080.20	\$ 1,317.80	\$ 1,510.71	\$ 296.73
731 N. CANAL RD.	LANSING	48917	INGHAM	20M/20M	3	\$ 355.27	\$ 433.55	\$ 794.67	\$ 1,003.69	\$ 1,440.77	\$ 1,747.30	\$ 1,940.21	\$ 296.73
806 HOGSBACK RD.	MASON	48854	INGHAM	20M/20M	3	\$ 445.41	\$ 523.69	\$ 629.23	\$ 722.66	\$ 1,027.17	\$ 1,344.31	\$ 1,537.22	\$ 296.73
8158 EXECUTIVE COURT	LANSING	48917	INGHAM	20M/20M	3	\$ 355.27	\$ 415.52	\$ 497.73	\$ 586.92	\$ 878.70	\$ 1,317.80	\$ 1,510.71	\$ 296.73
940 VENTURE LN.	WILLIAMSTON	48895	INGHAM	20M/20M	3	\$ 578.51	\$ 683.83	\$ 843.99	\$ 1,099.14	\$ 1,837.40	\$ 2,227.71	\$ 2,420.62	\$ 296.73
133 E. ADAMS	IONIA	48846	IONIA	20M/20M	3	\$ 445.41	\$ 523.69	\$ 629.23	\$ 722.66	\$ 1,027.17	\$ 1,344.31	\$ 1,537.22	\$ 296.73
1342 W. MAIN ST.	IONIA	48846	IONIA	50M/50M	3	\$ 445.41	\$ 523.69	\$ 629.23	\$ 722.66	\$ 1,027.17	\$ 1,344.31	\$ 1,537.22	\$ 296.73
1576 W. BLUEWATER HWY.	IONIA	48846	IONIA	50M/50M	3	\$ 445.41	\$ 523.69	\$ 629.23	\$ 722.66	\$ 1,027.17	\$ 1,344.31	\$ 1,537.22	\$ 296.73
1727 W. BLUEWATER HWY.	IONIA	48846	IONIA	50M/50M	3	\$ 445.41	\$ 523.69	\$ 629.23	\$ 722.66	\$ 1,027.17	\$ 1,344.31	\$ 1,537.22	\$ 296.73
1728 BLUEWATER HWY.	IONIA	48846	IONIA	50M/50M	3	\$ 445.41	\$ 523.69	\$ 629.23	\$ 722.66	\$ 1,027.17	\$ 1,344.31	\$ 1,537.22	\$ 296.73
1728 E I-96	PORTLAND	48875	IONIA	20M/20M	3	\$ 521.77	\$ 607.47	\$ 719.38	\$ 823.41	\$ 1,133.22	\$ 1,660.34	\$ 1,853.25	\$ 296.73
309 W. ADAMS	IONIA	48846	IONIA	20M/20M	3	\$ 445.41	\$ 523.69	\$ 629.23	\$ 722.66	\$ 1,027.17	\$ 1,344.31	\$ 1,537.22	\$ 296.73
603 W. ADAMS ST.	IONIA	48846	IONIA	20M/20M	3	\$ 424.20	\$ 486.57	\$ 661.05	\$ 765.08	\$ 1,133.22	\$ 1,423.85	\$ 1,616.76	\$ 296.73
920 E. LINCOLN	IONIA	48846	IONIA	20M/20M	3	\$ 521.77	\$ 607.47	\$ 719.38	\$ 823.41	\$ 1,133.22	\$ 1,660.34	\$ 1,853.25	\$ 296.73
686 TAWAS BEACH RD.	EAST TAWAS	48730	IOSCO	20/3 GW-GW	4	\$ 521.77	\$ 607.47	\$ 719.38	\$ 823.41	\$ 1,133.22	\$ 1,660.34	\$ 1,853.25	\$ 296.73
1712 N. HURON RD.	EAST TAWAS	48730	IOSCO	20M/20M	3	\$ 521.77	\$ 607.47	\$ 719.38	\$ 823.41	\$ 1,133.22	\$ 1,660.34	\$ 1,853.25	\$ 296.73
2145 E. HURON RD.	EAST TAWAS	48730	IOSCO	20M/20M	3	\$ 445.41	\$ 523.69	\$ 629.23	\$ 722.66	\$ 1,027.17	\$ 1,344.31	\$ 1,537.22	\$ 296.73
410 US-23	EAST TAWAS	48730	IOSCO	100/7 GW-GW	4	\$ 466.62	\$ 534.29	\$ 719.38	\$ 823.41	\$ 1,133.22	\$ 1,604.14	\$ 1,797.05	\$ 296.73
420 LAKE ST.	TAWAS CITY	48763	IOSCO	20M/20M	3	\$ 445.41	\$ 523.69	\$ 629.23	\$ 722.66	\$ 1,027.17	\$ 1,344.31	\$ 1,537.22	\$ 296.73
422 W. LAKE ST.	TAWAS CITY	48763	IOSCO	20M/20M	3	\$ 445.41	\$ 523.69	\$ 629.23	\$ 722.66	\$ 1,027.17	\$ 1,344.31	\$ 1,537.22	\$ 296.73
337 BRADY AVE.	CASPIAN	49915	IRON	20M/20M	3	\$ 1,642.26	\$ 1,970.51	\$ 2,225.03	\$ 2,770.43	\$ 3,218.87	\$ 3,727.91	\$ 3,920.82	\$ 296.73
120 TOBIN-ALPHA RD.	CRYSTAL FALLS	49920	IRON	20M/20M	3	\$ 521.77	\$ 607.47	\$ 719.38	\$ 823.41	\$ 1,133.22	\$ 1,660.34	\$ 1,853.25	\$ 296.73
1420 W. US-2	CRYSTAL FALLS	49920	IRON	20M/20M	3	\$ 521.77	\$ 607.47	\$ 719.38	\$ 823.41	\$ 1,133.22	\$ 1,660.34	\$ 1,853.25	\$ 296.73
2 S. SIXTH ST.	CRYSTAL FALLS	49920	IRON	20M/20M	3	\$ 521.77	\$ 607.47	\$ 719.38	\$ 823.41	\$ 1,133.22	\$ 1,660.34	\$ 1,853.25	\$ 296.73
992 LALLEY RD.	IRON RIVER	49935	IRON	20M/20M	3	\$ 445.41	\$ 523.69	\$ 629.23	\$ 722.66	\$ 1,027.17	\$ 1,344.31	\$ 1,537.22	\$ 296.73
1212 CORPORATE DR.	MT. PLEASANT	48858	ISABELLA	20M/20M	3	\$ 413.60	\$ 438.85	\$ 491.37	\$ 579.49	\$ 843.71	\$ 1,126.91	\$ 1,319.82	\$ 296.73

IPVPN Monthly Recurring Charges														
Address	CITY	ZIP	COUNTY	Current bandwidth Down/Up	COS (Class of Service)	10M	20M	50M	100M	250M	500M	1G	10G	SD-WAN
1245 N. MISSION RD.	MT. PLEASANT	48858	ISABELLA	20M/20M	3	\$ 429.51	\$ 491.87	\$ 629.23	\$ 722.66	\$ 1,027.17	\$ 1,344.31	\$ 1,537.22		\$ 296.73
1919 PARKLAND DR.	MT. PLEASANT	48858	ISABELLA	50M/50M	3	\$ 578.51	\$ 683.83	\$ 843.99	\$ 1,099.14	\$ 1,837.40	\$ 2,227.71	\$ 2,420.62		\$ 296.73
207 COURT ST.	MT. PLEASANT	48858	ISABELLA	20M/20M	3	\$ 578.51	\$ 683.83	\$ 843.99	\$ 1,099.14	\$ 1,837.40	\$ 2,227.71	\$ 2,420.62		\$ 296.73
300 N. MAIN ST.	MT. PLEASANT	48858	ISABELLA	20M/20M	3	\$ 445.41	\$ 523.69	\$ 629.23	\$ 722.66	\$ 1,027.17	\$ 1,344.31	\$ 1,537.22		\$ 296.73
3580 S. ISABELLA RD.	MT. PLEASANT	48858	ISABELLA	100/100 GW-GW	3	\$ 445.41	\$ 523.69	\$ 629.23	\$ 722.66	\$ 1,027.17	\$ 1,344.31	\$ 1,537.22		\$ 296.73
1184 JACKSON CROSSING	JACKSON	49202	JACKSON	20M/20M	3	\$ 355.27	\$ 433.55	\$ 719.38	\$ 823.41	\$ 1,133.22	\$ 1,660.34	\$ 1,853.25		\$ 296.73
1697 LANSING	JACKSON	49202	JACKSON	20M/20M	3	\$ 355.27	\$ 433.55	\$ 719.38	\$ 823.41	\$ 1,133.22	\$ 1,660.34	\$ 1,853.25		\$ 296.73
205 N. EAST AVE.	JACKSON	49201	JACKSON	6/6 GW-GW	3	\$ 355.27	\$ 433.55	\$ 655.75	\$ 823.41	\$ 1,133.22	\$ 1,513.99	\$ 1,706.90		\$ 296.73
209 E. WASHINGTON	JACKSON	49201	JACKSON	1GB/1GB GW-GW	3	\$ 355.27	\$ 415.52	\$ 497.73	\$ 586.92	\$ 878.70	\$ 1,331.59	\$ 1,524.50		\$ 296.73
212 W. WESLEY ST.	JACKSON	49201	JACKSON	20M/20M	3	\$ 355.27	\$ 433.55	\$ 491.37	\$ 579.49	\$ 843.71	\$ 1,126.91	\$ 1,319.82		\$ 296.73
301 LOUIS B. GLICK HWY.	JACKSON	49201	JACKSON	50M/50M	3	\$ 516.47	\$ 589.44	\$ 719.38	\$ 823.41	\$ 1,133.22	\$ 1,660.34	\$ 1,853.25		\$ 296.73
312 S. JACKSON	JACKSON	49201	JACKSON	20M/20M	3	\$ 413.60	\$ 438.85	\$ 491.37	\$ 579.49	\$ 843.71	\$ 1,126.91	\$ 1,319.82		\$ 296.73
3401 COOPER RD.	JACKSON	49201	JACKSON	100/100 GW-GW	3	\$ 355.27	\$ 433.55	\$ 719.38	\$ 823.41	\$ 1,133.22	\$ 1,660.34	\$ 1,853.25		\$ 296.73
4000 COOPER RD.	JACKSON	49201	JACKSON	250M/250M	3	\$ 521.77	\$ 607.47	\$ 719.38	\$ 823.41	\$ 1,133.22	\$ 1,660.34	\$ 1,853.25		\$ 296.73
4000 COOPER RD.	JACKSON	49021	JACKSON	50M/50M	3	\$ 521.77	\$ 607.47	\$ 719.38	\$ 823.41	\$ 1,133.22	\$ 1,660.34	\$ 1,853.25		\$ 296.73
4701 W. MICHIGAN AVE.	JACKSON	49201	JACKSON	50M/50M	3	\$ 521.77	\$ 607.47	\$ 719.38	\$ 823.41	\$ 1,133.22	\$ 1,660.34	\$ 1,853.25		\$ 296.73
800 CHANTER	JACKSON	49201	JACKSON	20M/20M	3	\$ 521.77	\$ 607.47	\$ 719.38	\$ 823.41	\$ 1,133.22	\$ 1,660.34	\$ 1,853.25		\$ 296.73
1312 OAKLAND DR.	KALAMAZOO	49008	KALAMAZOO	100M/100M	3	\$ 424.20	\$ 486.57	\$ 661.05	\$ 765.08	\$ 1,133.22	\$ 1,423.85	\$ 1,616.76		\$ 296.73
1421 HEALY ST.	KALAMAZOO	49007	KALAMAZOO	20M/20M	3	\$ 429.51	\$ 491.87	\$ 676.96	\$ 791.59	\$ 1,133.22	\$ 1,439.76	\$ 1,632.67		\$ 296.73
1501 E. KILGORE RD.	KALAMAZOO	49001	KALAMAZOO	50M/50M	3	\$ 521.77	\$ 607.47	\$ 719.38	\$ 823.41	\$ 1,133.22	\$ 1,660.34	\$ 1,853.25		\$ 296.73
151 S. ROSE ST.	KALAMAZOO	49007	KALAMAZOO	20M/20M	3	\$ 424.20	\$ 486.57	\$ 661.05	\$ 765.08	\$ 1,133.22	\$ 1,423.85	\$ 1,616.76		\$ 296.73
1541 OAKLAND DR.	KALAMAZOO	49008	KALAMAZOO	50M/50M	3	\$ 521.77	\$ 607.47	\$ 719.38	\$ 823.41	\$ 1,133.22	\$ 1,660.34	\$ 1,853.25		\$ 296.73
201 W. KALAMAZOO ST.	KALAMAZOO	49079	KALAMAZOO	20M/20M	3	\$ 413.60	\$ 438.85	\$ 491.37	\$ 579.49	\$ 843.71	\$ 1,126.91	\$ 1,319.82		\$ 296.73
3298 W. STADIUM DR.	KALAMAZOO	49009	KALAMAZOO	20M/20M	3	\$ 521.77	\$ 607.47	\$ 719.38	\$ 823.41	\$ 1,133.22	\$ 1,660.34	\$ 1,853.25		\$ 296.73
4210 S. WESTNEDGE	KALAMAZOO	49008	KALAMAZOO	20M/20M	3	\$ 516.47	\$ 589.44	\$ 719.38	\$ 823.41	\$ 1,133.22	\$ 1,660.34	\$ 1,853.25		\$ 296.73
427 E. ALCOTT	KALAMAZOO	49001	KALAMAZOO	50M/50M	3	\$ 429.51	\$ 491.87	\$ 676.96	\$ 791.59	\$ 1,133.22	\$ 1,439.76	\$ 1,632.67		\$ 296.73
5372 S. NINTH	KALAMAZOO	49009	KALAMAZOO	20M/20M	3	\$ 521.77	\$ 607.47	\$ 719.38	\$ 823.41	\$ 1,133.22	\$ 1,660.34	\$ 1,853.25		\$ 296.73
5673 W. MAIN ST.	OSHTIMO	49001	KALAMAZOO	20M/20M	3	\$ 445.41	\$ 523.69	\$ 629.23	\$ 722.66	\$ 1,027.17	\$ 1,344.31	\$ 1,537.22		\$ 296.73
603 ROMENCE RD.	PORTAGE	49002	KALAMAZOO	20M/20M	3	\$ 516.47	\$ 589.44	\$ 719.38	\$ 823.41	\$ 1,133.22	\$ 1,660.34	\$ 1,853.25		\$ 296.73
6345 AMERICAN AVE.	PORTAGE	49002	KALAMAZOO	20M/20M	3	\$ 413.60	\$ 438.85	\$ 491.37	\$ 579.49	\$ 843.71	\$ 1,126.91	\$ 1,319.82		\$ 296.73
7953 ADOBE	KALAMAZOO	49007	KALAMAZOO	50M/50M	3	\$ 521.77	\$ 607.47	\$ 719.38	\$ 823.41	\$ 1,133.22	\$ 1,660.34	\$ 1,853.25		\$ 296.73
940 N. 10TH ST.	OSHTIMO	49009	KALAMAZOO	20M/20M	3	\$ 413.60	\$ 438.85	\$ 491.37	\$ 579.49	\$ 843.71	\$ 1,126.91	\$ 1,319.82		\$ 296.73
2089 N. BIRCH	KALKASKA	49646	KALKASKA	100/7 GW-GW	4	\$ 521.77	\$ 607.47	\$ 719.38	\$ 823.41	\$ 1,133.22	\$ 1,660.34	\$ 1,853.25		\$ 296.73
2089 N. BIRCH ST.	KALKASKA	49646	KALKASKA	100/100 GW-GW	4	\$ 521.77	\$ 607.47	\$ 719.38	\$ 823.41	\$ 1,133.22	\$ 1,660.34	\$ 1,853.25		\$ 296.73
503 N. BIRCH ST.	KALKASKA	49646	KALKASKA	20M/20M	3	\$ 521.77	\$ 607.47	\$ 719.38	\$ 823.41	\$ 1,133.22	\$ 1,660.34	\$ 1,853.25		\$ 296.73
605 N. BIRCH ST.	KALKASKA	49646	KALKASKA	20M/20M	3	\$ 424.20	\$ 486.57	\$ 629.23	\$ 722.66	\$ 1,027.17	\$ 1,344.31	\$ 1,537.22		\$ 296.73
809 N. BIRCH ST.	KALKASKA	49646	KALKASKA	20M/20M	3	\$ 516.47	\$ 589.44	\$ 719.38	\$ 823.41	\$ 1,133.22	\$ 1,660.34	\$ 1,853.25		\$ 296.73
1056 ROGERS PLAZA SW 28TH ST SW	WYOMING	49509	KENT	20M/20M	3	\$ 413.60	\$ 438.85	\$ 491.37	\$ 579.49	\$ 843.71	\$ 1,126.91	\$ 1,319.82		\$ 296.73
1420 NW. FRONT AVE.	GRAND RAPIDS	49504	KENT	50M/50M	3	\$ 274.67	\$ 359.31	\$ 454.25	\$ 579.49	\$ 843.71	\$ 1,126.91	\$ 1,319.82		\$ 296.73
2290 4 MILE RD. NW	WALKER	49511	KENT	100/100 GW-GW	3	\$ 392.39	\$ 491.87	\$ 655.75	\$ 823.41	\$ 1,133.22	\$ 1,513.99	\$ 1,706.90		\$ 296.73
2660 LEONARD ST.	GRAND RAPIDS	49505	KENT	20M/20M	3	\$ 516.47	\$ 589.44	\$ 719.38	\$ 823.41	\$ 1,133.22	\$ 1,317.80	\$ 1,510.71		\$ 296.73
2942 FULLER	GRAND RAPIDS	49505	KENT	50M/50M	3	\$ 516.47	\$ 589.44	\$ 719.38	\$ 823.41	\$ 1,133.22	\$ 1,660.34	\$ 1,853.25		\$ 296.73
2950 NE. MONROE AVE.	GRAND RAPIDS	49505	KENT	100M/100M	3	\$ 521.77	\$ 607.47	\$ 719.38	\$ 823.41	\$ 1,133.22	\$ 1,660.34	\$ 1,853.25		\$ 296.73
3000 NE. MONROE AVE.	GRAND RAPIDS	49505	KENT	50M/50M	3	\$ 355.27	\$ 433.55	\$ 629.23	\$ 722.66	\$ 1,027.17	\$ 1,344.31	\$ 1,537.22		\$ 296.73
3391 NE. PLAINFIELD AVE.	GRAND RAPIDS	49505	KENT	50M/50M	3	\$ 355.27	\$ 433.55	\$ 719.38	\$ 823.41	\$ 1,133.22	\$ 1,660.34	\$ 1,853.25		\$ 296.73
3472 NE. PLAINFIELD AVE.	GRAND RAPIDS	49505	KENT	20M/20M	3	\$ 355.27	\$ 433.55	\$ 655.75	\$ 823.41	\$ 1,133.22	\$ 1,513.99	\$ 1,706.90		\$ 296.73
3665 28TH ST.	GRAND RAPIDS	49512	KENT	20M/20M	3	\$ 355.27	\$ 433.55	\$ 719.38	\$ 823.41	\$ 1,133.22	\$ 1,317.80	\$ 1,510.71		\$ 296.73
5321 SE. 28TH ST.	GRAND RAPIDS	49464	KENT	20M/20M	3	\$ 413.60	\$ 438.85	\$ 491.37	\$ 579.49	\$ 843.71	\$ 1,126.91	\$ 1,319.82		\$ 296.73
534 S. STATE ST.	SPARTA	49345	KENT	20M/20M	3	\$ 429.51	\$ 491.87	\$ 676.96	\$ 791.59	\$ 1,133.22	\$ 1,439.76	\$ 1,632.67		\$ 296.73
750 NW. FRONT AVE.	GRAND RAPIDS	49504	KENT	20M/20M	3	\$ 339.36	\$ 433.55	\$ 491.37	\$ 579.49	\$ 843.71	\$ 1,126.91	\$ 1,319.82		\$ 296.73
82 NW. IONIA	GRAND RAPIDS	49503	KENT	20M/20M	3	\$ 413.60	\$ 438.85	\$ 491.37	\$ 579.49	\$ 843.71	\$ 1,126.91	\$ 1,319.82		\$ 296.73

3631 US-41	MOHAWK	49950	KEWEENAW	20M/20M	3	\$ 911.51	\$ 956.37	\$ 1,258.65	\$ 1,422.59	\$ 2,148.12	\$ 2,562.83	\$ 2,755.74	\$ 296.73
800 10TH ST.	BALDWIN	49304	LAKE	20M/20M	3	\$ 521.77	\$ 607.47	\$ 719.38	\$ 823.41	\$ 1,133.22	\$ 1,660.34	\$ 1,853.25	\$ 296.73
5653 S. M-37	BALDWIN	49304	LAKE	20M/20M	3	\$ 521.77	\$ 607.47	\$ 719.38	\$ 823.41	\$ 1,133.22	\$ 1,660.34	\$ 1,853.25	\$ 296.73
2468 W. 24TH ST.	BALDWIN	49304	LAKE	20M/20M	3	\$ 521.77	\$ 607.47	\$ 719.38	\$ 823.41	\$ 1,133.22	\$ 1,660.34	\$ 1,853.25	\$ 296.73

IPVPN Monthly Recurring Charges														
Address	CITY	ZIP	COUNTY	ent bandwidth Down/Up	COS (Class of Service)	10M	20M	50M	100M	250M	500M	1G	10G	SD-WAN
2332 W. GENESEE	LAPEER	48446	LAPEER	250M/250M	3	\$ 516.47	\$ 589.44	\$ 719.38	\$ 823.41	\$ 1,133.22	\$ 1,660.34	\$ 1,853.25	\$ 296.73	
301 W. GENESEE ST.	LAPEER	48846	LAPEER	20M/20M	3	\$ 516.47	\$ 589.44	\$ 719.38	\$ 823.41	\$ 1,133.22	\$ 1,660.34	\$ 1,853.25	\$ 296.73	
975 S. MAIN	LAPEER	48846	LAPEER	100/100 GW-GW	3	\$ 521.77	\$ 607.47	\$ 719.38	\$ 823.41	\$ 1,133.22	\$ 1,660.34	\$ 1,853.25	\$ 296.73	
8525 E. GOVERNMENT CENTER DR.	SUTTONS BAY	49682	LEELANAU	20M/20M	3	\$ 516.47	\$ 589.44	\$ 794.67	\$ 1,003.69	\$ 1,440.77	\$ 1,747.30	\$ 1,940.21	\$ 296.73	
1040 S. WINTER ST.	ADRIAN	49221	LENAAWEE	20M/20M	3	\$ 578.51	\$ 683.83	\$ 843.99	\$ 1,099.14	\$ 1,837.40	\$ 2,227.71	\$ 2,420.62	\$ 296.73	
1040 S. WINTER ST.	ADRIAN	49221	LENAAWEE	20M/20M	3	\$ 578.51	\$ 683.83	\$ 843.99	\$ 1,099.14	\$ 1,837.40	\$ 2,227.71	\$ 2,420.62	\$ 296.73	
1220 WAMPLER'S LAKE RD.	ONSTED	49265	LENAAWEE	20M/20M	3	\$ 652.21	\$ 835.48	\$ 1,215.17	\$ 1,469.25	\$ 1,837.40	\$ 2,227.71	\$ 2,420.62	\$ 296.73	
126 E. CHURCH	ADRIAN	49221	LENAAWEE	20M/20M	3	\$ 355.27	\$ 433.55	\$ 629.23	\$ 722.66	\$ 1,027.17	\$ 1,344.31	\$ 1,537.22	\$ 296.73	
150 W. MAPLE	ADRIAN	49221	LENAAWEE	20M/20M	3	\$ 355.27	\$ 433.55	\$ 629.23	\$ 722.66	\$ 1,027.17	\$ 1,344.31	\$ 1,537.22	\$ 296.73	
2451 N. ADRIAN HWY.	ADRIAN	49221	LENAAWEE	20M/20M	3	\$ 355.27	\$ 433.55	\$ 843.99	\$ 1,099.14	\$ 1,837.40	\$ 2,227.71	\$ 2,420.62	\$ 296.73	
2727 E. BEECHER	ADRIAN	49221	LENAAWEE	100M/100M	3	\$ 578.51	\$ 683.83	\$ 843.99	\$ 1,099.14	\$ 1,837.40	\$ 2,227.71	\$ 2,420.62	\$ 296.73	
425 N. MAIN ST.	ADRIAN	49221	LENAAWEE	6/6 GW-GW	3	\$ 355.27	\$ 433.55	\$ 629.23	\$ 722.66	\$ 1,027.17	\$ 1,344.31	\$ 1,537.22	\$ 296.73	
12950 GRAND RIVER AVE.	BRIGHTON	48116	LIVINGSTON	20M/20M	3	\$ 413.60	\$ 438.85	\$ 491.37	\$ 579.49	\$ 843.71	\$ 1,126.91	\$ 1,319.82	\$ 296.73	
10102 E. GRAND RIVER AVE.	BRIGHTON	48116	LIVINGSTON	20M/20M	3	\$ 413.60	\$ 438.85	\$ 491.37	\$ 579.49	\$ 843.71	\$ 1,126.91	\$ 1,319.82	\$ 296.73	
10321 E. GRAND RIVER AVE.	BRIGHTON	48116	LIVINGSTON	20M/20M	3	\$ 413.60	\$ 438.85	\$ 491.37	\$ 579.49	\$ 843.71	\$ 1,126.91	\$ 1,319.82	\$ 296.73	
1448 LAWSON RD.	HOWELL	48843	LIVINGSTON	20M/20M	3	\$ 413.60	\$ 438.85	\$ 491.37	\$ 579.49	\$ 843.71	\$ 1,126.91	\$ 1,319.82	\$ 296.73	
150 S. HIGHLANDER WAY	HOWELL	48843	LIVINGSTON	20M/20M	3	\$ 355.27	\$ 433.55	\$ 719.38	\$ 823.41	\$ 1,133.22	\$ 1,660.34	\$ 1,853.25	\$ 296.73	
210 S. HIGHLANDER WAY	HOWELL	48843	LIVINGSTON	20M/20M	3	\$ 516.47	\$ 589.44	\$ 719.38	\$ 823.41	\$ 1,133.22	\$ 1,660.34	\$ 1,853.25	\$ 296.73	
2300 E. GRAND RIVER	HOWELL	48843	LIVINGSTON	20M/20M	3	\$ 413.60	\$ 438.85	\$ 491.37	\$ 579.49	\$ 843.71	\$ 1,126.91	\$ 1,319.82	\$ 296.73	
2530 E. GRAND RIVER	HOWELL	48843	LIVINGSTON	20M/20M	3	\$ 413.60	\$ 438.85	\$ 491.37	\$ 579.49	\$ 843.71	\$ 1,126.91	\$ 1,319.82	\$ 296.73	
4337 BUNO RD.	BRIGHTON	48116	LIVINGSTON	100/100 GW-GW	3	\$ 355.27	\$ 433.55	\$ 719.38	\$ 823.41	\$ 1,133.22	\$ 1,660.34	\$ 1,853.25	\$ 296.73	
6360 CHILSON RD.	BRIGHTON	48116	LIVINGSTON	60/5 GW-GW	3	\$ 521.77	\$ 607.47	\$ 719.38	\$ 823.41	\$ 1,133.22	\$ 1,660.34	\$ 1,853.25	\$ 296.73	
8555 SILVER HILL RD.	PINCKNEY	48130	LIVINGSTON	20M/20M	3	\$ 521.77	\$ 607.47	\$ 719.38	\$ 823.41	\$ 1,133.22	\$ 1,660.34	\$ 1,853.25	\$ 296.73	
8701 E. M-36	WHITMORE LAKE	48189	LIVINGSTON	100M/100M	3	\$ 521.77	\$ 607.47	\$ 719.38	\$ 823.41	\$ 1,133.22	\$ 1,660.34	\$ 1,853.25	\$ 296.73	
9036 E. M-36	WHITMORE LAKE	48189	LIVINGSTON	100M/100M	3	\$ 521.77	\$ 607.47	\$ 719.38	\$ 823.41	\$ 1,133.22	\$ 1,660.34	\$ 1,853.25	\$ 296.73	
14113 M-28	NEWBERRY	49868	LUCE	20M/20M	3	\$ 906.73	\$ 1,091.06	\$ 1,223.11	\$ 1,374.87	\$ 2,018.74	\$ 2,749.48	\$ 2,942.39	\$ 296.73	
3001 S. NEWBERRY AVE.	NEWBERRY	49868	LUCE	50M/50M	3	\$ 906.73	\$ 1,091.06	\$ 1,223.11	\$ 1,374.87	\$ 2,018.74	\$ 2,749.48	\$ 2,942.39	\$ 296.73	
407 W. HARRIE	NEWBERRY	49868	LUCE	20M/20M	3	\$ 424.20	\$ 486.57	\$ 661.05	\$ 765.08	\$ 1,138.53	\$ 1,423.85	\$ 1,616.76	\$ 296.73	
500 W. MCMILLAN ST.	NEWBERRY	49868	LUCE	20M/20M	3	\$ 906.73	\$ 1,091.06	\$ 1,223.11	\$ 1,374.87	\$ 2,018.74	\$ 2,749.48	\$ 2,942.39	\$ 296.73	
5100 M-123	NEWBERRY	49868	LUCE	20M/20M	3	\$ 1,642.26	\$ 1,970.51	\$ 2,225.03	\$ 2,770.43	\$ 3,218.87	\$ 3,727.91	\$ 3,920.82	\$ 296.73	
5666 M-123	NEWBERRY	49762	LUCE	20M/20M	3	\$ 906.73	\$ 1,091.06	\$ 1,223.11	\$ 1,374.87	\$ 2,018.74	\$ 2,749.48	\$ 2,942.39	\$ 296.73	
7942 STATE HWY.	NEWBERRY	49868	LUCE	100/100 GW-GW	3	\$ 521.77	\$ 607.47	\$ 719.38	\$ 823.41	\$ 1,133.22	\$ 1,660.34	\$ 1,853.25	\$ 296.73	
100 N. MARLEY	ST. IGNACE	49781	MACKINAC	20M/20M	3	\$ 906.73	\$ 1,091.06	\$ 1,223.11	\$ 1,374.87	\$ 2,018.74	\$ 2,749.48	\$ 2,942.39	\$ 296.73	
1120 W. US-2 HWY.	ST. IGNACE	48781	MACKINAC	20M/20M	3	\$ 906.73	\$ 1,091.06	\$ 1,223.11	\$ 1,374.87	\$ 2,018.74	\$ 2,749.48	\$ 2,942.39	\$ 296.73	
11569 W. US-2	NAUBINWAY	49726	MACKINAC	20/1.5 GW-GW	3	\$ 1,642.26	\$ 1,970.51	\$ 2,225.03	\$ 2,770.43	\$ 3,218.87	\$ 3,727.91	\$ 3,920.82	\$ 296.73	
199 FERRY LANE	ST. IGNACE	49781	MACKINAC	20M/20M	3	\$ 906.73	\$ 1,091.06	\$ 1,223.11	\$ 1,374.87	\$ 2,018.74	\$ 2,749.48	\$ 2,942.39	\$ 296.73	
393 N. STATE ST.	ST. IGNACE	49781	MACKINAC	100/100 GW-GW	4	\$ 906.73	\$ 1,091.06	\$ 1,223.11	\$ 1,374.87	\$ 2,018.74	\$ 2,749.48	\$ 2,942.39	\$ 296.73	



430 N. I-75 AVE.	ST. IGNACE	49781	MACKINAC	20M/20M	3	\$ 906.73	\$ 1,091.06	\$ 1,223.11	\$ 1,374.87	\$ 2,018.74	\$ 2,749.48	\$ 2,942.39	\$ 296.73
430 N. I-75 AVE.	ST. IGNACE	49781	MACKINAC	100/100 GW-GW		\$ 906.73	\$ 1,091.06	\$ 1,223.11	\$ 1,374.87	\$ 2,018.74	\$ 2,749.48	\$ 2,942.39	\$ 296.73
500 FERRY LANE	ST. IGNACE	49781	MACKINAC	20M/20M	3	\$ 906.73	\$ 1,091.06	\$ 1,223.11	\$ 1,374.87	\$ 2,018.74	\$ 2,749.48	\$ 2,942.39	\$ 296.73
7045 N. M-117 (N7045 STATE HIGHWAY 117)	ENGADINE	49827	MACKINAC	20M/20M	3	\$ 672.89	\$ 711.50	\$ 960.00	\$ 1,145.16	\$ 1,586.80	\$ 2,116.09	\$ 2,309.00	\$ 296.73
7106 HURON	MACKINAW ISLAND	49757	MACKINAC	25/25 GW-GW	3	\$ 906.73	\$ 1,091.06	\$ 1,223.11	\$ 1,374.87	\$ 2,018.74	\$ 2,749.48	\$ 2,942.39	\$ 296.73
720 CHURCH	ST. IGNACE	49781	MACKINAC	50/10 GW-GW	3	\$ 424.20	\$ 486.57	\$ 661.05	\$ 765.08	\$ 1,138.53	\$ 1,423.85	\$ 1,616.76	\$ 296.73
11533 E. 12 MILE RD.	WARREN	48092	MACOMB	20M/20M	3	\$ 355.27	\$ 433.55	\$ 629.23	\$ 722.66	\$ 1,027.17	\$ 1,344.31	\$ 1,537.22	\$ 296.73
117 S. GROESBECK	MT. CLEMENS	48043	MACOMB	20M/20M	3	\$ 355.27	\$ 433.55	\$ 596.36	\$ 697.21	\$ 991.12	\$ 1,344.31	\$ 1,537.22	\$ 296.73
13041 E.TEN MILE RD.	WARREN	48903	MACOMB	20M/20M	3	\$ 413.60	\$ 438.85	\$ 491.37	\$ 579.49	\$ 843.71	\$ 1,126.91	\$ 1,319.82	\$ 296.73
15950 12 MILE RD.	ROSEVILLE	48066	MACOMB	20M/20M	3	\$ 392.39	\$ 438.85	\$ 491.37	\$ 579.49	\$ 843.71	\$ 1,126.91	\$ 1,319.82	\$ 296.73
18809 NINE MILE RD.	EASTPOINTE	48021	MACOMB	20M/20M	3	\$ 355.27	\$ 433.55	\$ 629.23	\$ 722.66	\$ 1,027.17	\$ 1,344.31	\$ 1,537.22	\$ 296.73
26000 SOUTH ST.	HARRISON TWP.	48045	MACOMB	20M/20M	3	\$ 521.77	\$ 607.47	\$ 719.38	\$ 823.41	\$ 1,133.22	\$ 1,660.34	\$ 1,853.25	\$ 296.73
26170 21 MILE RD.	CHESTERFIELD TWP.	48051	MACOMB	20M/20M	3	\$ 521.77	\$ 607.47	\$ 719.38	\$ 823.41	\$ 1,133.22	\$ 1,660.34	\$ 1,853.25	\$ 296.73
27700 DONALD CT.	WARREN	48092	MACOMB	50M/50M	3	\$ 413.60	\$ 438.85	\$ 491.37	\$ 579.49	\$ 843.71	\$ 1,126.91	\$ 1,319.82	\$ 296.73
32 MARKET ST.	MT. CLEMENS	48043	MACOMB	20M/20M	3	\$ 413.60	\$ 438.85	\$ 491.37	\$ 579.49	\$ 843.71	\$ 1,126.91	\$ 1,319.82	\$ 296.73
34625 26 MILE RD.	NEW HAVEN	48048	MACOMB	50M/50M	3	\$ 521.77	\$ 607.47	\$ 719.38	\$ 823.41	\$ 1,133.22	\$ 1,660.34	\$ 1,853.25	\$ 296.73
34700 DEQUINDRE	STERLING HEIGHTS	48310	MACOMB	20M/20M	3	\$ 355.27	\$ 433.55	\$ 629.23	\$ 722.66	\$ 1,027.17	\$ 1,344.31	\$ 1,537.22	\$ 296.73
35414 MOUND RD.	STERLING HEIGHTS	48310	MACOMB	20M/20M	3	\$ 355.27	\$ 433.55	\$ 491.37	\$ 579.49	\$ 843.71	\$ 1,126.91	\$ 1,319.82	\$ 296.73

IPVPN Monthly Recurring Charges														
Address	CITY	ZIP	COUNTY	Current bandwidth Down/Up	COS (Class of Service)	10M	20M	50M	100M	250M	500M	1G	10G	SD-WAN
37015 GRATIOT AVE.	CLINTON TWP.	48036	MACOMB	20M/20M	3	\$ 355.27	\$ 433.55	\$ 719.38	\$ 823.41	\$ 1,133.22	\$ 1,660.34	\$ 1,853.25		\$ 296.73
41227 MOUND RD.	STERLING HEIGHTS	48313	MACOMB	20M/20M	3	\$ 355.27	\$ 433.55	\$ 491.37	\$ 579.49	\$ 843.71	\$ 1,126.91	\$ 1,319.82		\$ 296.73
41300 DEQUINDRE	STERLING HEIGHTS	48314	MACOMB	50M/50M	3	\$ 516.47	\$ 589.44	\$ 682.26	\$ 722.66	\$ 991.12	\$ 1,399.46	\$ 1,592.37		\$ 296.73
43015 Hayes R.	STERLING HEIGHTS	48314	MACOMB	20M/20M	3	\$ 355.27	\$ 433.55	\$ 629.23	\$ 722.66	\$ 1,027.17	\$ 1,344.31	\$ 1,537.22		\$ 296.73
43565 ELIZABETH RD.	MT. CLEMENS	48048	MACOMB	20M/20M	3	\$ 355.27	\$ 433.55	\$ 491.37	\$ 579.49	\$ 843.71	\$ 1,126.91	\$ 1,319.82		\$ 296.73
43630 HAYES RD.	CLINTON TWP.	48038	MACOMB	20M/20M	3	\$ 392.39	\$ 491.87	\$ 596.36	\$ 697.21	\$ 991.12	\$ 1,344.31	\$ 1,537.22		\$ 296.73
44777 GRATIOT	CLINTON TWP.	48036	MACOMB	100M/100M	3	\$ 325.89	\$ 396.01	\$ 491.37	\$ 579.49	\$ 843.71	\$ 1,126.91	\$ 1,319.82		\$ 296.73
48724 DONNER RD.	CHESTERFIELD	48051	MACOMB	100M/100M	3	\$ 521.77	\$ 607.47	\$ 719.38	\$ 823.41	\$ 1,133.22	\$ 1,660.34	\$ 1,853.25		\$ 296.73
50640 SCHOENHER RD.	SHELBY TWP.	48315	MACOMB	20M/20M	3	\$ 355.27	\$ 433.55	\$ 491.37	\$ 579.49	\$ 843.71	\$ 1,126.91	\$ 1,319.82		\$ 296.73
51305 GRATIOT AVE.	CHESTERFIELD TWP.	48051	MACOMB	20M/20M	3	\$ 355.27	\$ 433.55	\$ 491.37	\$ 579.49	\$ 843.71	\$ 1,126.91	\$ 1,319.82		\$ 296.73
71130 VAN DYKE	ROMEO	48065	MACOMB	20M/20M	3	\$ 355.27	\$ 433.55	\$ 719.38	\$ 823.41	\$ 1,133.22	\$ 1,660.34	\$ 1,853.25		\$ 296.73
7917 19 MILE RD.	STERLING HEIGHTS	48314	MACOMB	20M/20M	3	\$ 355.27	\$ 433.55	\$ 491.37	\$ 579.49	\$ 843.71	\$ 1,126.91	\$ 1,319.82		\$ 296.73
1500 CABERFAE	MANISTEE	49626	MANISTEE	50M/50M	3	\$ 521.77	\$ 607.47	\$ 719.38	\$ 823.41	\$ 1,133.22	\$ 1,660.34	\$ 1,853.25		\$ 296.73
1525 E. PARKDALE AVE.	MANISTEE	49660	MANISTEE	20M/20M	3	\$ 445.41	\$ 523.69	\$ 629.23	\$ 722.66	\$ 1,027.17	\$ 1,344.31	\$ 1,537.22		\$ 296.73
1586 S. US-31	MANISTEE	49660	MANISTEE	20M/20M	3	\$ 521.77	\$ 607.47	\$ 719.38	\$ 823.41	\$ 1,133.22	\$ 1,660.34	\$ 1,853.25		\$ 296.73
1672 S. US-31	MANISTEE	49660	MANISTEE	20M/20M	3	\$ 516.47	\$ 589.44	\$ 719.38	\$ 823.41	\$ 1,133.22	\$ 1,660.34	\$ 1,853.25		\$ 296.73
415 THIRD ST.	MANISTEE	49660	MANISTEE	20M/20M	3	\$ 429.51	\$ 491.87	\$ 629.23	\$ 722.66	\$ 1,027.17	\$ 1,344.31	\$ 1,537.22		\$ 296.73
100 WESTWOOD DR.	ISHPEMING	49849	MARQUETTE	20M/20M	3	\$ 906.73	\$ 956.37	\$ 1,223.11	\$ 1,374.87	\$ 2,018.74	\$ 2,562.83	\$ 2,755.74		\$ 296.73
110 FORD RD.	MARQUETTE	49855	MARQUETTE	60/5 GW-GW	4	\$ 906.73	\$ 1,091.06	\$ 1,223.11	\$ 1,374.87	\$ 2,018.74	\$ 2,749.48	\$ 2,942.39		\$ 296.73
1250 WILSON ST.	MARQUETTE	49855	MARQUETTE	20M/20M	3	\$ 906.73	\$ 1,091.06	\$ 1,223.11	\$ 1,374.87	\$ 2,018.74	\$ 2,749.48	\$ 2,942.39		\$ 296.73
1498 O'DOVERO DR.	MARQUETTE	49855	MARQUETTE	20M/20M	3	\$ 429.51	\$ 491.87	\$ 676.96	\$ 791.59	\$ 1,133.22	\$ 1,439.76	\$ 1,632.67		\$ 296.73
1504 W. WASHINGTON ST.	MARQUETTE	49841	MARQUETTE	50M/50M	3	\$ 906.73	\$ 1,091.06	\$ 1,223.11	\$ 1,374.87	\$ 2,018.74	\$ 2,749.48	\$ 2,942.39		\$ 296.73
180 E. US-41	NEGAUNEE	49866	MARQUETTE	20M/20M	3	\$ 517.00	\$ 590.50	\$ 797.33	\$ 1,008.99	\$ 1,467.28	\$ 1,800.33	\$ 1,993.24		\$ 296.73
180 E. US-41	NEGAUNEE	49866	MARQUETTE	20M/20M	3	\$ 517.00	\$ 590.50	\$ 797.33	\$ 1,008.99	\$ 1,467.28	\$ 1,800.33	\$ 1,993.24		\$ 296.73
1924 INDUSTRIAL PARKWAY	MARQUETTE	49085	MARQUETTE	100/100 GW-GW	3	\$ 906.73	\$ 1,091.06	\$ 1,223.11	\$ 1,374.87	\$ 2,018.74	\$ 2,749.48	\$ 2,942.39		\$ 296.73
1924 INDUSTRIAL PARKWAY	MARQUETTE	49085	MARQUETTE	60/5 GW-GW	3	\$ 906.73	\$ 1,091.06	\$ 1,223.11	\$ 1,374.87	\$ 2,018.74	\$ 2,749.48	\$ 2,942.39		\$ 296.73
1960 US-41	MARQUETTE	49855	MARQUETTE	50M/50M	3	\$ 906.73	\$ 1,091.06	\$ 1,223.11	\$ 1,374.87	\$ 2,018.74	\$ 2,749.48	\$ 2,942.39		\$ 296.73

1985 W. US-41	ISHPEMING	49424	MARQUETTE	20/3 GW-GW	4	\$ 906.73	\$ 956.37	\$ 1,223.11	\$ 1,374.87	\$ 2,018.74	\$ 2,562.83	\$ 2,755.74	\$ 296.73
1990 S. US-41	MARQUETTE	49855	MARQUETTE	20M/20M	3	\$ 906.73	\$ 1,091.06	\$ 1,223.11	\$ 1,374.87	\$ 2,018.74	\$ 2,749.48	\$ 2,942.39	\$ 296.73
234 W. BARAGA AVE.	MARQUETTE	49855	MARQUETTE	50M/50M	3	\$ 424.20	\$ 486.57	\$ 661.05	\$ 765.08	\$ 1,138.53	\$ 1,423.85	\$ 1,616.76	\$ 296.73
234 W. BARAGA AVE.	MARQUETTE	49855	MARQUETTE	20M/20M	3	\$ 424.20	\$ 486.57	\$ 661.05	\$ 765.08	\$ 1,138.53	\$ 1,423.85	\$ 1,616.76	\$ 296.73
410 W. M-35	GWINN	49841	MARQUETTE	20M/20M	4	\$ 906.73	\$ 956.37	\$ 1,223.11	\$ 1,374.87	\$ 2,018.74	\$ 2,562.83	\$ 2,755.74	\$ 296.73
425 FISHER ST.	MARQUETTE	49855	MARQUETTE	50M/50M	3	\$ 906.73	\$ 1,091.06	\$ 1,223.11	\$ 1,374.87	\$ 2,018.74	\$ 2,749.48	\$ 2,942.39	\$ 296.73
488 CHERRY CREEK RD.	MARQUETTE	49855	MARQUETTE	20/3 GW-GW	4	\$ 906.73	\$ 1,091.06	\$ 1,223.11	\$ 1,374.87	\$ 2,018.74	\$ 2,749.48	\$ 2,942.39	\$ 296.73
8800 W. M-116	LUDINGTON	49431	MASON	10M/10M	3	\$ 578.51	\$ 683.83	\$ 843.99	\$ 1,099.14	\$ 1,837.40	\$ 2,227.71	\$ 2,420.62	\$ 296.73
302 N. DELIA	LUDINGTON	49431	MASON	20M/20M	3	\$ 413.60	\$ 438.85	\$ 491.37	\$ 579.49	\$ 843.71	\$ 1,126.91	\$ 1,319.82	\$ 296.73
915 DIANA	LUDINGTON	49431	MASON	20M/20M	3	\$ 445.41	\$ 523.69	\$ 629.23	\$ 722.66	\$ 1,027.17	\$ 1,344.31	\$ 1,537.22	\$ 296.73
14372 NORTHLAND DR.	BIG RAPIDS	49307	MECOSTA	600/35 GW-GW	4	\$ 429.51	\$ 491.87	\$ 676.96	\$ 791.59	\$ 1,133.22	\$ 1,439.76	\$ 1,632.67	\$ 296.73
206-A N. MICHIGAN AVE.	BIG RAPIDS	49307	MECOSTA	20M/20M	3	\$ 429.51	\$ 491.87	\$ 629.23	\$ 722.66	\$ 1,027.17	\$ 1,344.31	\$ 1,537.22	\$ 296.73
400 ELM ST.	BIG RAPIDS	49307	MECOSTA	20M/20M	3	\$ 424.20	\$ 486.57	\$ 661.05	\$ 765.08	\$ 1,133.22	\$ 1,423.85	\$ 1,616.76	\$ 296.73
800 WATER TOWER RD.	BIG RAPIDS	49307	MECOSTA	50M/50M	3	\$ 445.41	\$ 523.69	\$ 629.23	\$ 722.66	\$ 1,027.17	\$ 1,344.31	\$ 1,537.22	\$ 296.73
US-2/M-41 (W399 US-2)	HARRIS	49845	MENOMINEE	20M/20M	3	\$ 439.05	\$ 503.28	\$ 683.85	\$ 791.06	\$ 1,170.34	\$ 1,470.25	\$ 1,663.16	\$ 296.73
900 10TH AVE.	MENOMINEE	49858	MENOMINEE	20M/20M	3	\$ 521.77	\$ 607.47	\$ 719.38	\$ 823.41	\$ 1,133.22	\$ 1,660.34	\$ 1,853.25	\$ 296.73
1305 EIGHTH AVE.	MENOMINEE	49858	MENOMINEE	20M/20M	3	\$ 466.62	\$ 534.29	\$ 719.38	\$ 823.41	\$ 1,133.22	\$ 1,604.14	\$ 1,797.05	\$ 296.73
2612 10TH AVE.	MENOMINEE	49858	MENOMINEE	20M/20M	3	\$ 516.47	\$ 589.44	\$ 719.38	\$ 823.41	\$ 1,133.22	\$ 1,660.34	\$ 1,853.25	\$ 296.73
5420 W. RIVER RD.	STEPHENSON	49887	MENOMINEE	20/2 GW-GW	3	\$ 1,642.26	\$ 1,970.51	\$ 2,225.03	\$ 2,770.43	\$ 3,218.87	\$ 3,727.91	\$ 3,920.82	\$ 296.73
1409 WASHINGTON	MIDLAND	48640	MIDLAND	20M/20M	3	\$ 413.60	\$ 438.85	\$ 491.37	\$ 579.49	\$ 843.71	\$ 1,126.91	\$ 1,319.82	\$ 296.73
1509 WASHINGTON	MIDLAND	48640	MIDLAND	20M/20M	3	\$ 413.60	\$ 438.85	\$ 491.37	\$ 579.49	\$ 843.71	\$ 1,126.91	\$ 1,319.82	\$ 296.73
1832 N. SAGINAW	MIDLAND	48640	MIDLAND	20M/20M	3	\$ 413.60	\$ 438.85	\$ 491.37	\$ 579.49	\$ 843.71	\$ 1,126.91	\$ 1,319.82	\$ 296.73
220 W. ELLSWORTH ST.	MIDLAND	48640	MIDLAND	20M/20M	3	\$ 413.60	\$ 438.85	\$ 491.37	\$ 579.49	\$ 843.71	\$ 1,126.91	\$ 1,319.82	\$ 296.73
2727 RODD ST.	MIDLAND	48640	MIDLAND	20M/20M	3	\$ 516.47	\$ 589.44	\$ 719.38	\$ 823.41	\$ 1,133.22	\$ 1,660.34	\$ 1,853.25	\$ 296.73
110 S. PINE	LAKE CITY	49651	MISSAUKEE	10M/10M	3	\$ 418.14	\$ 511.06	\$ 625.19	\$ 839.31	\$ 1,014.04	\$ 1,369.56	\$ 1,562.47	\$ 296.73
111 S. CANAL ST.	LAKE CITY	49651	MISSAUKEE	400/20 GW-GW	3	\$ 418.14	\$ 511.06	\$ 625.19	\$ 839.31	\$ 1,014.04	\$ 1,369.56	\$ 1,562.47	\$ 296.73
129 S. MAIN ST.	LAKE CITY	49651	MISSAUKEE	20M/20M	3	\$ 418.14	\$ 511.06	\$ 625.19	\$ 839.31	\$ 1,014.04	\$ 1,369.56	\$ 1,562.47	\$ 296.73
10399 TELEGRAPH RD.	CARLETON	48117	MONROE	25/25 GW-GW	3	\$ 612.06	\$ 672.66	\$ 851.43	\$ 1,126.15	\$ 1,471.57	\$ 2,326.03	\$ 2,518.94	\$ 296.73

IPVPN Monthly Recurring Charges														
Address	CITY	ZIP	COUNTY	Current bandwidth Down/Up	COS (Class of Service)	10M	20M	50M	100M	250M	500M	1G	10G	SD-WAN
1107 S. TELEGRAPH RD.	MONROE	48161	MONROE	20M/20M	3	\$ 355.27	\$ 433.55	\$ 629.23	\$ 722.66	\$ 1,027.17	\$ 1,344.31	\$ 1,537.22		\$ 296.73
12075 TELEGRAPH RD.	ERIE	48133	MONROE	25/25 GW-GW	3	\$ 711.08	\$ 948.95	\$ 1,215.17	\$ 1,470.31	\$ 2,313.04	\$ 2,775.99	\$ 2,968.90		\$ 296.73
125 E. SECOND ST.	MONROE	48161	MONROE	20M/20M	3	\$ 355.27	\$ 433.55	\$ 629.23	\$ 722.66	\$ 1,027.17	\$ 1,344.31	\$ 1,537.22		\$ 296.73
12900 I-75	MONROE	48162	MONROE	20M/20M	3	\$ 521.77	\$ 607.47	\$ 719.38	\$ 823.41	\$ 1,133.22	\$ 1,660.34	\$ 1,853.25		\$ 296.73
2800 STATE PARK RD.	MONROE	48162	MONROE	20M/20M	3	\$ 445.41	\$ 523.69	\$ 629.23	\$ 722.66	\$ 1,027.17	\$ 1,344.31	\$ 1,537.22		\$ 296.73
29 WASHINGTON ST.	MONROE	48161	MONROE	20M/20M	3	\$ 516.47	\$ 589.44	\$ 719.38	\$ 823.41	\$ 1,133.22	\$ 1,660.34	\$ 1,853.25		\$ 296.73
300 JONES AVE.	MONROE	48161	MONROE	100/100 GW-GW	4	\$ 355.27	\$ 433.55	\$ 719.38	\$ 823.41	\$ 1,133.22	\$ 1,660.34	\$ 1,853.25		\$ 296.73
4756 ANN ARBOR RD.	DUNDEE	48131	MONROE	25/25 GW-GW	3	\$ 445.41	\$ 523.69	\$ 629.23	\$ 722.66	\$ 1,027.17	\$ 1,344.31	\$ 1,537.22		\$ 296.73
7200 LEWIS AVE.	TEMPERANCE	48182	MONROE	20M/20M	3	\$ 578.51	\$ 683.83	\$ 843.99	\$ 1,099.14	\$ 2,100.94	\$ 2,457.84	\$ 2,650.75		\$ 296.73
903 S. TELEGRAPH	MONROE	48161	MONROE	20M/20M	3	\$ 445.41	\$ 523.69	\$ 629.23	\$ 722.66	\$ 1,027.17	\$ 1,344.31	\$ 1,537.22		\$ 296.73
10274 E. BOYER RD.	CARSON CITY	48811	MONTCALM	100M/100M	3	\$ 445.41	\$ 523.69	\$ 629.23	\$ 722.66	\$ 1,027.17	\$ 1,344.31	\$ 1,537.22		\$ 296.73
10300 HOWARD CITY EDMORE RD.	LAKEVIEW	48850	MONTCALM	500/75 GW-GW	3	\$ 652.21	\$ 835.48	\$ 1,215.17	\$ 1,469.25	\$ 1,837.40	\$ 2,227.71	\$ 2,420.62		\$ 296.73
609 N. STATE ST.	STANTON	48888	MONTCALM	20M/20M	3	\$ 578.51	\$ 683.83	\$ 843.99	\$ 1,099.14	\$ 2,100.94	\$ 2,457.84	\$ 2,650.75		\$ 296.73
617 N. STATE ST.	STANTON	48888	MONTCALM	6/6 GW-GW	3	\$ 578.51	\$ 683.83	\$ 843.99	\$ 1,099.14	\$ 2,100.94	\$ 2,457.84	\$ 2,650.75		\$ 296.73
657 N. STATE ST.	STANTON	48888	MONTCALM	20M/20M	3	\$ 578.51	\$ 683.83	\$ 843.99	\$ 1,099.14	\$ 2,100.94	\$ 2,457.84	\$ 2,650.75		\$ 296.73
701 S. GREENVILLE WEST DR.	GREENVILLE	48838	MONTCALM	20M/20M	3	\$ 424.20	\$ 486.57	\$ 661.05	\$ 765.08	\$ 1,133.22	\$ 1,423.85	\$ 1,616.76		\$ 296.73
12265 W. M-32	ATLANTA	49709	MONTMORENCY	20M/20M	3	\$ 445.41	\$ 523.69	\$ 629.23	\$ 722.66	\$ 1,027.17	\$ 1,344.31	\$ 1,537.22		\$ 296.73
12519 STATE ST. ELKLAND CENTER	ATLANTA	49709	MONTMORENCY	15/2 GW-GW	3	\$ 445.41	\$ 523.69	\$ 629.23	\$ 722.66	\$ 1,027.17	\$ 1,344.31	\$ 1,537.22		\$ 296.73
13210 M-33	ATLANTA	49709	MONTMORENCY	20M/20M	3	\$ 652.21	\$ 835.48	\$ 1,215.17	\$ 1,469.25	\$ 1,837.40	\$ 2,227.71	\$ 2,420.62		\$ 296.73
13490 M-32/M-33	ATLANTA	49709	MONTMORENCY	20M/20M	3	\$ 445.41	\$ 523.69	\$ 629.23	\$ 722.66	\$ 1,027.17	\$ 1,344.31	\$ 1,537.22		\$ 296.73
13501 M-33	ATLANTA	49709	MONTMORENCY	20M/20M	3	\$ 652.21	\$ 835.48	\$ 1,215.17	\$ 1,469.25	\$ 1,837.40	\$ 2,227.71	\$ 2,420.62		\$ 296.73

16860 W. M-32	ATLANTA	49709	MONTMORENCY	20M/20M	3	\$ 652.21	\$ 835.48	\$ 1,215.17	\$ 1,469.25	\$ 1,837.40	\$ 2,227.71	\$ 2,420.62	\$ 296.73
410 N. STATE	HILLMAN	49746	MONTMORENCY	20M/20M	3	\$ 445.41	\$ 523.69	\$ 629.23	\$ 722.66	\$ 1,027.17	\$ 1,344.31	\$ 1,537.22	\$ 296.73
1485 E. APPLE AVE.	MUSKEGON	49442	MUSKEGON	20M/20M	3	\$ 355.27	\$ 433.55	\$ 843.99	\$ 1,099.14	\$ 1,837.40	\$ 2,227.71	\$ 2,420.62	\$ 296.73
2225 OLTHOFF DR.	MUSKEGON	49444	MUSKEGON	20M/20M	3	\$ 578.51	\$ 683.83	\$ 843.99	\$ 1,099.14	\$ 1,837.40	\$ 2,227.71	\$ 2,420.62	\$ 296.73
2500 S. SHERIDAN RD.	MUSKEGON	49444	MUSKEGON	100M/100M	3	\$ 445.41	\$ 523.69	\$ 629.23	\$ 722.66	\$ 1,027.17	\$ 1,344.31	\$ 1,537.22	\$ 296.73
2700 BAKER ST.	MUSKEGON HTS.	49444	MUSKEGON	50M/50M	3	\$ 445.41	\$ 523.69	\$ 629.23	\$ 722.66	\$ 1,027.17	\$ 1,344.31	\$ 1,537.22	\$ 296.73
2715 BAKER ST.	MUSKEGON HTS.	49444	MUSKEGON	20/10 GW-GW	3	\$ 355.27	\$ 433.55	\$ 843.99	\$ 1,099.14	\$ 1,837.40	\$ 2,227.71	\$ 2,420.62	\$ 296.73
316 MORRIS AVE.	MUSKEGON	49440	MUSKEGON	100/15 GW-GW	3	\$ 392.39	\$ 491.87	\$ 629.23	\$ 722.66	\$ 1,027.17	\$ 1,344.31	\$ 1,537.22	\$ 296.73
3560 MEMORIAL DR.	NORTH MUSKEGON	49445	MUSKEGON	DS1X2 GW-GW	3	\$ 578.51	\$ 683.83	\$ 843.99	\$ 1,099.14	\$ 1,837.40	\$ 2,227.71	\$ 2,420.62	\$ 296.73
6585 LAKE HARBOR RD.	MUSKEGON	49441	MUSKEGON	20M/20M	3	\$ 578.51	\$ 683.83	\$ 843.99	\$ 1,099.14	\$ 1,837.40	\$ 2,227.71	\$ 2,420.62	\$ 296.73
985 E. BARNEY ST.	MUSKEGON	49444	MUSKEGON	600/35 GW-GW	3	\$ 355.27	\$ 433.55	\$ 843.99	\$ 1,099.14	\$ 1,837.40	\$ 2,227.71	\$ 2,420.62	\$ 296.73
990 TERRACE	MUSKEGON	49442	MUSKEGON	20M/20M	3	\$ 355.27	\$ 433.55	\$ 491.37	\$ 579.49	\$ 843.71	\$ 1,126.91	\$ 1,319.82	\$ 296.73
1018 NEWELL ST.	WHITE CLOUD	49349	NEWAYGO	20M/20M	3	\$ 521.77	\$ 607.47	\$ 719.38	\$ 823.41	\$ 1,133.22	\$ 1,660.34	\$ 1,853.25	\$ 296.73
1092 NEWELL ST.	WHITE CLOUD	49349	NEWAYGO	20M/20M	3	\$ 521.77	\$ 607.47	\$ 719.38	\$ 823.41	\$ 1,133.22	\$ 1,660.34	\$ 1,853.25	\$ 296.73
360 ADAMS ST.	NEWAYGO	49337	NEWAYGO	100/100 GW-GW	4	\$ 424.20	\$ 486.57	\$ 661.05	\$ 765.08	\$ 1,133.22	\$ 1,423.85	\$ 1,616.76	\$ 296.73
7159 W. 48TH ST.	FREMONT	49412	NEWAYGO	20M/20M	3	\$ 355.27	\$ 433.55	\$ 719.38	\$ 823.41	\$ 1,133.22	\$ 1,660.34	\$ 1,853.25	\$ 296.73
2925 LAPEER RD.	AUBURN HILLS	48326	OAKLAND	20M/20M	3	\$ 355.27	\$ 433.55	\$ 491.37	\$ 579.49	\$ 843.71	\$ 1,126.91	\$ 1,319.82	\$ 296.73
1111 E. LONG LAKE RD.	TROY	48083	OAKLAND	20M/20M	3	\$ 355.27	\$ 433.55	\$ 719.38	\$ 823.41	\$ 1,080.20	\$ 1,399.46	\$ 1,592.37	\$ 296.73
1200 N. TELEGRAPH RD.	PONTIAC	48053	OAKLAND	20M/20M	3	\$ 355.27	\$ 433.55	\$ 635.50	\$ 742.39	\$ 1,051.14	\$ 1,489.82	\$ 1,682.73	\$ 296.73
1270 PONTIAC RD.	PONTIAC	48340	OAKLAND	20M/20M	3	\$ 355.27	\$ 433.55	\$ 719.38	\$ 823.41	\$ 1,133.22	\$ 1,660.34	\$ 1,853.25	\$ 296.73
13401 W. TEN MILE RD.	OAK PARK	48237	OAKLAND	20M/20M	3	\$ 355.27	\$ 433.55	\$ 719.38	\$ 823.41	\$ 1,133.22	\$ 1,660.34	\$ 1,853.25	\$ 296.73
14350 TEN MILE RD.	OAK PARK	48237	OAKLAND	100/100 GW-GW	3	\$ 355.27	\$ 433.55	\$ 719.38	\$ 823.41	\$ 1,133.22	\$ 1,317.80	\$ 1,510.71	\$ 296.73
14645 DIXIE HWY.	HOLLY	48442	OAKLAND	50/10 GW-GW	4	\$ 355.27	\$ 433.55	\$ 719.38	\$ 823.41	\$ 1,133.22	\$ 1,660.34	\$ 1,853.25	\$ 296.73
18101 W. NINE MILE RD.	SOUTHFIELD	48075	OAKLAND	50M/50M	3	\$ 413.60	\$ 438.85	\$ 491.37	\$ 579.49	\$ 843.71	\$ 1,126.91	\$ 1,319.82	\$ 296.73
18471 HAGGERTY	NORTHVILLE	48167	OAKLAND	100M/100M	3	\$ 516.47	\$ 589.44	\$ 719.38	\$ 823.41	\$ 1,133.22	\$ 1,660.34	\$ 1,853.25	\$ 296.73
20809 DEQUINDRE RD.	HAZEL PARK	48030	OAKLAND	20M/20M	3	\$ 516.47	\$ 589.44	\$ 719.38	\$ 823.41	\$ 1,133.22	\$ 1,660.34	\$ 1,853.25	\$ 296.73
2250 CROOKS RD.	ROCHESTER HILLS	48309	OAKLAND	20M/20M	3	\$ 355.27	\$ 433.55	\$ 491.37	\$ 579.49	\$ 843.71	\$ 1,126.91	\$ 1,319.82	\$ 296.73
235 N. SAGINAW ST.	PONTIAC	48058	OAKLAND	20M/20M	3	\$ 516.47	\$ 589.44	\$ 719.38	\$ 823.41	\$ 1,133.22	\$ 1,660.34	\$ 1,853.25	\$ 296.73
23629 INDUSTRIAL PARK DR.	FARMINGTON HILLS	48335	OAKLAND	150/150 GW-GW	3	\$ 391.97	\$ 465.57	\$ 639.84	\$ 727.96	\$ 1,007.03	\$ 1,423.85	\$ 1,616.76	\$ 296.73
25263 TELEGRAPH RD.	SOUTHFIELD	48034	OAKLAND	50/10 GW-GW	3	\$ 355.27	\$ 433.55	\$ 491.37	\$ 579.49	\$ 843.71	\$ 1,126.91	\$ 1,319.82	\$ 296.73
25680 W. EIGHT MILE	SOUTHFIELD	48033	OAKLAND	100M/100M	3	\$ 516.47	\$ 589.44	\$ 719.38	\$ 823.41	\$ 1,133.22	\$ 1,660.34	\$ 1,853.25	\$ 296.73
25900 GREENFIELD	OAK PARK	48237	OAKLAND	20M/20M	3	\$ 274.67	\$ 359.31	\$ 454.25	\$ 579.49	\$ 843.71	\$ 1,126.91	\$ 1,319.82	\$ 296.73
301 S. CENTER ST.	NORTHVILLE	48167	OAKLAND	20M/20M	3	\$ 355.27	\$ 433.55	\$ 655.75	\$ 765.08	\$ 1,133.22	\$ 1,423.85	\$ 1,616.76	\$ 296.73
30755 MONTPELIER	MADISON HEIGHTS	48071	OAKLAND	20M/20M	3	\$ 521.77	\$ 607.47	\$ 682.26	\$ 722.66	\$ 991.12	\$ 1,399.46	\$ 1,592.37	\$ 296.73
31172 BECK RD.	NOVI	48337	OAKLAND	20M/20M	3	\$ 355.27	\$ 433.55	\$ 491.37	\$ 579.49	\$ 843.71	\$ 1,126.91	\$ 1,319.82	\$ 296.73

IPVPN Monthly Recurring Charges														
Address	CITY	ZIP	COUNTY	Current bandwidth Down/Up	COS (Class of Service)	10M	20M	50M	100M	250M	500M	1G	10G	SD-WAN
3500 WIXOM RD.	COMMERCE	48382	OAKLAND	100/100 GW-GW	3	\$ 355.27	\$ 433.55	\$ 684.92	\$ 727.96	\$ 1,007.03	\$ 1,452.49	\$ 1,645.40		\$ 296.73
42145 W. SEVEN MILE RD.	NORTHVILLE	48167	OAKLAND	100/100 GW- GW	3	\$ 273.94	\$ 372.67	\$ 474.94	\$ 590.10	\$ 844.77	\$ 1,107.82	\$ 1,300.73		\$ 296.73
4297 ORCHARD LAKE RD.	WEST BLOOMFIELD	48323	OAKLAND	50/10 GW-GW	3	\$ 516.47	\$ 589.44	\$ 719.38	\$ 823.41	\$ 1,133.22	\$ 1,660.34	\$ 1,853.25		\$ 296.73
49601 EIGHT MILE RD	NORTHVILLE	48167	OAKLAND	35/5 GW-GW	4	\$ 521.77	\$ 607.47	\$ 719.38	\$ 823.41	\$ 1,133.22	\$ 1,660.34	\$ 1,853.25		\$ 296.73
51111 WOODWARD AVE.	PONTIAC	48342	OAKLAND	100M/100M	3	\$ 516.47	\$ 589.44	\$ 719.38	\$ 823.41	\$ 1,133.22	\$ 1,660.34	\$ 1,853.25		\$ 296.73
672 N. MILFORD RD.	HIGHLAND	48357	OAKLAND	5M/5M	3	\$ 355.27	\$ 433.55	\$ 599.01	\$ 702.51	\$ 1,007.03	\$ 1,452.49	\$ 1,645.40		\$ 296.73
7090 SASHABAW RD.	CLARKSTON	48348	OAKLAND	20M/20M	3	\$ 355.27	\$ 433.55	\$ 491.37	\$ 579.49	\$ 843.71	\$ 1,126.91	\$ 1,319.82		\$ 296.73
800 VANGUARD	PONTIAC	49684	OAKLAND	20M/20M	3	\$ 355.27	\$ 433.55	\$ 655.75	\$ 823.41	\$ 1,133.22	\$ 1,513.99	\$ 1,706.90		\$ 296.73
8100 GRANGE HALL RD.	HOLLY	48442	OAKLAND	20M/20M	3	\$ 516.47	\$ 589.44	\$ 719.38	\$ 823.41	\$ 1,133.22	\$ 1,660.34	\$ 1,853.25		\$ 296.73
216 E. LINCOLN	HART	49420	OCEANA	20M/20M	3	\$ 445.41	\$ 523.69	\$ 629.23	\$ 722.66	\$ 1,027.17	\$ 1,344.31	\$ 1,537.22		\$ 296.73
3740 W. POLK RD.	HART	49420	OCEANA	20M/20M	3	\$ 445.41	\$ 523.69	\$ 629.23	\$ 722.66	\$ 1,027.17	\$ 1,344.31	\$ 1,537.22		\$ 296.73
3793 W. POLK RD.	HART	49420	OCEANA	100/100 GW-GW	3	\$ 445.41	\$ 523.69	\$ 629.23	\$ 722.66	\$ 1,027.17	\$ 1,344.31	\$ 1,537.22		\$ 296.73
4081 W. POLK RD.	HART	49420	OCEANA	20M/20M	3	\$ 445.41	\$ 523.69	\$ 629.23	\$ 722.66	\$ 1,027.17	\$ 1,344.31	\$ 1,537.22		\$ 296.73
844 S. GRISWOLD ST.	HART	49420	OCEANA	25/25 GW-GW	3	\$ 652.21	\$ 835.48	\$ 1,215.17	\$ 1,469.25	\$ 1,837.40	\$ 2,227.71	\$ 2,420.62		\$ 296.73
9679 W. STATE PARK RD.	MEARS	49436	OCEANA	20M/20M	3	\$ 652.21	\$ 835.48	\$ 1,215.17	\$ 1,469.25	\$ 1,837.40	\$ 2,227.71	\$ 2,420.62		\$ 296.73
2021 FOXRUN	WEST BRANCH	48661	OGEAW	50/50 GW-GW	4	\$ 424.20	\$ 486.57	\$ 661.05	\$ 765.08	\$ 1,133.22	\$ 1,423.85	\$ 1,616.76		\$ 296.73
2394 W. M-55	WEST BRANCH	48661	OGEAW	20M/20M	3	\$ 516.47	\$ 589.44	\$ 719.38	\$ 823.41	\$ 1,133.22	\$ 1,660.34	\$ 1,853.25		\$ 296.73
2550 E. ROSE CITY RD.	LUPTON	48653	OGEAW	20M/20M	3	\$ 445.41	\$ 523.69	\$ 629.23	\$ 722.66	\$ 1,027.17	\$ 1,344.31	\$ 1,537.22		\$ 296.73
444 E. HOUGHTON	WEST BRANCH	48661	OGEAW	20M/20M	3	\$ 516.47	\$ 589.44	\$ 719.38	\$ 823.41	\$ 1,133.22	\$ 1,660.34	\$ 1,853.25		\$ 296.73
806 W. HOUGHTON	WEST BRANCH	48661	OGEAW	20M/20M	3	\$ 424.20	\$ 486.57	\$ 629.23	\$ 722.66	\$ 1,027.17	\$ 1,344.31	\$ 1,537.22		\$ 296.73
408 S. COPPER ST	ONTONAGON	49953	ONTONAGON	20M/20M	3	\$ 424.20	\$ 486.57	\$ 661.05	\$ 765.08	\$ 1,138.53	\$ 1,423.85	\$ 1,616.76		\$ 296.73
725 GREENLAND	ONTONAGON	49953	ONTONAGON	1.5M1.5M	3	\$ 424.20	\$ 486.57	\$ 661.05	\$ 765.08	\$ 1,138.53	\$ 1,423.85	\$ 1,616.76		\$ 296.73
728 S. 7TH ST.	ONTONAGON	49953	ONTONAGON	15/2 GW-GW	3	\$ 1,642.26	\$ 1,970.51	\$ 2,225.03	\$ 2,770.43	\$ 3,218.87	\$ 3,727.91	\$ 3,920.82		\$ 296.73
2897 SIXTEEN MILE RD.	MARION	49665	OSCEOLA	20M/20M	3	\$ 521.77	\$ 607.47	\$ 719.38	\$ 823.41	\$ 1,133.22	\$ 1,660.34	\$ 1,853.25		\$ 296.73
19424 W. US-10	REED CITY	49677	OSCEOLA	20M/20M	3	\$ 445.41	\$ 523.69	\$ 629.23	\$ 722.66	\$ 1,027.17	\$ 1,344.31	\$ 1,537.22		\$ 296.73
21719 HOWARD ST.	REED CITY	49677	OSCEOLA	20M/20M	3	\$ 429.51	\$ 491.87	\$ 676.96	\$ 791.59	\$ 1,133.22	\$ 1,439.76	\$ 1,632.67		\$ 296.73
301 W. UPTON AVE.	REED CITY	49677	OSCEOLA	20M/20M	3	\$ 516.47	\$ 589.44	\$ 719.38	\$ 823.41	\$ 1,133.22	\$ 1,660.34	\$ 1,853.25		\$ 296.73
105 S. COURT ST.	MIO	48647	OSCODA	20M/20M	3	\$ 652.21	\$ 835.48	\$ 1,215.17	\$ 1,469.25	\$ 1,837.40	\$ 2,227.71	\$ 2,420.62		\$ 296.73
1161 W. M-72	MIO	48647	OSCODA	20M/20M	3	\$ 652.21	\$ 835.48	\$ 1,215.17	\$ 1,469.25	\$ 1,837.40	\$ 2,227.71	\$ 2,420.62		\$ 296.73
200 W. FIFTH ST.	MIO	48647	OSCODA	20M/20M	3	\$ 652.21	\$ 835.48	\$ 1,215.17	\$ 1,469.25	\$ 1,837.40	\$ 2,227.71	\$ 2,420.62		\$ 296.73
302 N. MORENCI AVE.	MIO	48647	OSCODA	15/2 GW-GW	3	\$ 652.21	\$ 835.48	\$ 1,215.17	\$ 1,469.25	\$ 1,837.40	\$ 2,227.71	\$ 2,420.62		\$ 296.73
311 MORENCI AVE.	MIO	48647	OSCODA	20/20 GW-GW	3	\$ 652.21	\$ 835.48	\$ 1,215.17	\$ 1,469.25	\$ 1,837.40	\$ 2,227.71	\$ 2,420.62		\$ 296.73
1088 E. M-32 ST.	GAYLORD	49735	OTSEGO	50M/50M	3	\$ 445.41	\$ 523.69	\$ 629.23	\$ 722.66	\$ 1,027.17	\$ 1,344.31	\$ 1,537.22		\$ 296.73
1732 W. M-32 HWY.	GAYLORD	49735	OTSEGO	20M/20M	3	\$ 424.20	\$ 486.57	\$ 629.23	\$ 722.66	\$ 1,027.17	\$ 1,344.31	\$ 1,537.22		\$ 296.73
2100 W. M-32	GAYLORD	49735	OTSEGO	50M/50M	3	\$ 445.41	\$ 523.69	\$ 629.23	\$ 722.66	\$ 1,027.17	\$ 1,344.31	\$ 1,537.22		\$ 296.73
225 W. MAIN ST.	GAYLORD	49735	OTSEGO	20M/20M	3	\$ 445.41	\$ 523.69	\$ 629.23	\$ 722.66	\$ 1,027.17	\$ 1,344.31	\$ 1,537.22		\$ 296.73
563 OTSEGO	GAYLORD	49735	OTSEGO	100/100 GW-GW	3	\$ 445.41	\$ 523.69	\$ 629.23	\$ 722.66	\$ 1,027.17	\$ 1,344.31	\$ 1,537.22		\$ 296.73
7136 S. US-27	GAYLORD	49734	OTSEGO	5/512 GW-GW	4	\$ 521.77	\$ 607.47	\$ 719.38	\$ 823.41	\$ 1,133.22	\$ 1,660.34	\$ 1,853.25		\$ 296.73
800 LIVINGSTON BLVD.	GAYLORD	49058	OTSEGO	6/6 GW-GW	3	\$ 424.20	\$ 486.57	\$ 661.05	\$ 765.08	\$ 1,138.53	\$ 1,423.85	\$ 1,616.76		\$ 296.73
931 OTSEGO AVE.	GAYLORD	49735	OTSEGO	20M/20M	3	\$ 424.20	\$ 486.57	\$ 661.05	\$ 765.08	\$ 1,138.53	\$ 1,423.85	\$ 1,616.76		\$ 296.73
931 OTSEGO AVE.	GAYLORD	49735	OTSEGO	50M/50M	3	\$ 424.20	\$ 486.57	\$ 661.05	\$ 765.08	\$ 1,138.53	\$ 1,423.85	\$ 1,616.76		\$ 296.73
9966 TWIN LAKES RD.	VANDERBILT	49795	OTSEGO	1G/1G	3	\$ 652.21	\$ 835.48	\$ 1,215.17	\$ 1,469.25	\$ 1,837.40	\$ 2,227.71	\$ 2,420.62		\$ 296.73
414 WASHINGTON ST.	GRAND HAVEN	48417	OTTAWA	600/35 GW-GW	3	\$ 445.41	\$ 523.69	\$ 629.23	\$ 722.66	\$ 1,027.17	\$ 1,344.31	\$ 1,537.22		\$ 296.73
1110 ROBBINS RD.	GRAND HAVEN	49417	OTTAWA	20M/20M	3	\$ 429.51	\$ 491.87	\$ 676.96	\$ 791.59	\$ 1,133.22	\$ 1,439.76	\$ 1,632.67		\$ 296.73
121 CLOVER AVE.	HOLLAND TWP.	49423	OTTAWA	20M/20M	3	\$ 516.47	\$ 589.44	\$ 719.38	\$ 823.41	\$ 1,133.22	\$ 1,660.34	\$ 1,853.25		\$ 296.73
12185 JAMES ST.	HOLLAND	49424	OTTAWA	20M/20M	3	\$ 516.47	\$ 589.44	\$ 719.38	\$ 823.41	\$ 1,133.22	\$ 1,660.34	\$ 1,853.25		\$ 296.73
12220 FILLMORE RD.	WEST OLIVE	49460	OTTAWA	20M/20M	3	\$ 424.20	\$ 486.57	\$ 661.05	\$ 765.08	\$ 1,133.22	\$ 1,423.85	\$ 1,616.76		\$ 296.73
1622 S. BEACON BLVD.	GRAND HAVEN	49417	OTTAWA	100/100 GW-GW	3	\$ 516.47	\$ 589.44	\$ 719.38	\$ 823.41	\$ 1,133.22	\$ 1,660.34	\$ 1,853.25		\$ 296.73
2215 OTTAWA BEACH RD.	HOLLAND	49424	OTTAWA	100/100 GW-GW	4	\$ 521.77	\$ 607.47	\$ 719.38	\$ 823.41	\$ 1,133.22	\$ 1,660.34	\$ 1,853.25		\$ 296.73
2215 OTTAWA BEACH RD.	HOLLAND	49424	OTTAWA	20/3 GW-GW	3	\$ 521.77	\$ 607.47	\$ 719.38	\$ 823.41	\$ 1,133.22	\$ 1,660.34	\$ 1,853.25		\$ 296.73

5211 CHERRY	HUDSONVILLE	49426	OTTAWA	20M/20M	3	\$ 413.60	\$ 438.85	\$ 491.37	\$ 579.49	\$ 843.71	\$ 1,126.91	\$ 1,319.82	\$ 296.73
587-80 E. 8TH ST.	HOLLAND	49423	OTTAWA	20M/20M	3	\$ 424.20	\$ 486.57	\$ 661.05	\$ 765.08	\$ 1,133.22	\$ 1,423.85	\$ 1,616.76	\$ 296.73
151 E. HURON AVE.	ROGERS CITY	49779	PRESQUE ISLE	20M/20M	3	\$ 445.41	\$ 523.69	\$ 629.23	\$ 722.66	\$ 1,027.17	\$ 1,344.31	\$ 1,537.22	\$ 296.73
164 N. 4th St.	ROGERS CITY	49779	PRESQUE ISLE	20M/20M	3	\$ 445.41	\$ 523.69	\$ 629.23	\$ 722.66	\$ 1,027.17	\$ 1,344.31	\$ 1,537.22	\$ 296.73
246 N. BRADLEY HWY.	ROGERS CITY	49779	PRESQUE ISLE	100/7 GW-GW	3	\$ 429.51	\$ 491.87	\$ 676.96	\$ 791.59	\$ 1,133.22	\$ 1,439.76	\$ 1,632.67	\$ 296.73
5001 N. US-23	ROGERS CITY	49779	PRESQUE ISLE	DS1 GW-GW	3	\$ 711.08	\$ 948.95	\$ 1,215.17	\$ 1,470.31	\$ 2,313.04	\$ 2,775.99	\$ 2,968.90	\$ 296.73

IPVPN Monthly Recurring Charges														
Address	CITY	ZIP	COUNTY	Current bandwidth Down/Up	COS (Class of Service)	10M	20M	50M	100M	250M	500M	1G	10G	SD-WAN
180 S. HARRISON RD.	HOUGHTON LAKE	49629	ROSCOMMON	20/3 GW-GW	4	\$ 711.08	\$ 948.95	\$ 1,215.17	\$ 1,470.31	\$ 2,313.04	\$ 2,775.99	\$ 2,968.90		\$ 296.73
104 CONSERVATION DR.	ROSCOMMON	48653	ROSCOMMON	80/7 GW-GW	3	\$ 652.21	\$ 835.48	\$ 1,215.17	\$ 1,469.25	\$ 1,837.40	\$ 2,227.71	\$ 2,420.62		\$ 296.73
106 STATE PARK DR.	ROSCOMMON	48653	ROSCOMMON	60/5 GW-GW	4	\$ 652.21	\$ 835.48	\$ 1,215.17	\$ 1,469.25	\$ 1,837.40	\$ 2,227.71	\$ 2,420.62		\$ 296.73
2565 S. GLADWIN RD.	PRUDENVILLE	48651	ROSCOMMON	100/7 GW-GW	3	\$ 466.62	\$ 534.29	\$ 729.98	\$ 860.52	\$ 1,218.06	\$ 1,604.14	\$ 1,797.05		\$ 296.73
500 LAKE ST.	ROSCOMMON	48653	ROSCOMMON	20M/20M	3	\$ 424.20	\$ 486.57	\$ 661.05	\$ 765.08	\$ 1,138.53	\$ 1,423.85	\$ 1,616.76		\$ 296.73
715 LOXLEY ST.	HOUGHTON LAKE	49629	ROSCOMMON	20M/20M	3	\$ 711.08	\$ 948.95	\$ 1,215.17	\$ 1,470.31	\$ 2,313.04	\$ 2,775.99	\$ 2,968.90		\$ 296.73
8717 N. ROSCOMMON RD.	ROSCOMMON	48653	ROSCOMMON	20M/20M	3	\$ 445.41	\$ 523.69	\$ 629.23	\$ 722.66	\$ 1,027.17	\$ 1,344.31	\$ 1,537.22		\$ 296.73
9011 W. LAKE CITY RD.	HOUGHTON LAKE	49629	ROSCOMMON	100/100 GW-GW	3	\$ 445.41	\$ 523.69	\$ 629.23	\$ 722.66	\$ 1,027.17	\$ 1,344.31	\$ 1,537.22		\$ 296.73
115 S. SAGINAW	ST. CHARLES	48655	SAGINAW	100/7 GW-GW	4	\$ 516.47	\$ 589.44	\$ 719.38	\$ 823.41	\$ 1,133.22	\$ 1,660.34	\$ 1,853.25		\$ 296.73
1459 S. GRAHAM RD.	SAGINAW	48609	SAGINAW	20M/20M	3	\$ 429.51	\$ 491.87	\$ 676.96	\$ 791.59	\$ 1,133.22	\$ 1,439.76	\$ 1,632.67		\$ 296.73
1835 TREANOR	SAGINAW	48601	SAGINAW	20M/20M	3	\$ 521.77	\$ 607.47	\$ 719.38	\$ 823.41	\$ 1,133.22	\$ 1,660.34	\$ 1,853.25		\$ 296.73
1931 BAGLEY	SAGINAW	48601	SAGINAW	20M/20M	3	\$ 516.47	\$ 589.44	\$ 719.38	\$ 823.41	\$ 1,133.22	\$ 1,660.34	\$ 1,853.25		\$ 296.73
2402 SALZBURG	FREELAND	48623	SAGINAW	100/100 GW-GW	3	\$ 521.77	\$ 607.47	\$ 719.38	\$ 823.41	\$ 1,133.22	\$ 1,660.34	\$ 1,853.25		\$ 296.73
3510 E. WASHINGTON	SAGINAW	48601	SAGINAW	20M/20M	3	\$ 521.77	\$ 607.47	\$ 719.38	\$ 823.41	\$ 1,133.22	\$ 1,660.34	\$ 1,853.25		\$ 296.73
411 E. GENESEE ST.	SAGINAW	48605	SAGINAW	50M/50M	3	\$ 424.20	\$ 486.57	\$ 629.23	\$ 722.66	\$ 1,027.17	\$ 1,344.31	\$ 1,537.22		\$ 296.73
4212 DIXIE HWY.	SAGINAW	48601	SAGINAW	20M/20M	3	\$ 516.47	\$ 589.44	\$ 719.38	\$ 823.41	\$ 1,133.22	\$ 1,660.34	\$ 1,853.25		\$ 296.73
4404 BAY RD.	SAGINAW	48603	SAGINAW	100/7 GW-GW	3	\$ 516.47	\$ 589.44	\$ 719.38	\$ 823.41	\$ 1,133.22	\$ 1,660.34	\$ 1,853.25		\$ 296.73
515 N. WASHINGTON	SAGINAW	48605	SAGINAW	50M/50M	3	\$ 274.67	\$ 359.31	\$ 454.25	\$ 579.49	\$ 843.71	\$ 1,126.91	\$ 1,319.82		\$ 296.73
5777 N. ADAMS	SAGINAW	48604	SAGINAW	20M/20M	3	\$ 521.77	\$ 607.47	\$ 719.38	\$ 823.41	\$ 1,133.22	\$ 1,660.34	\$ 1,853.25		\$ 296.73
5859 SHERMAN RD.	SAGINAW	48604	SAGINAW	50M/50M	3	\$ 521.77	\$ 607.47	\$ 719.38	\$ 823.41	\$ 1,133.22	\$ 1,660.34	\$ 1,853.25		\$ 296.73
618 CASS ST.	SAGINAW	48602	SAGINAW	20M/20M	3	\$ 516.47	\$ 589.44	\$ 719.38	\$ 823.41	\$ 1,133.22	\$ 1,660.34	\$ 1,853.25		\$ 296.73
6296 DIXIE HWY.	BRIDGEPORT	48722	SAGINAW	100/100 GW-GW	3	\$ 521.77	\$ 607.47	\$ 719.38	\$ 823.41	\$ 1,133.22	\$ 1,660.34	\$ 1,853.25		\$ 296.73
9625 PIERCE	FREELAND	48623	SAGINAW	50M/50M	3	\$ 445.41	\$ 523.69	\$ 629.23	\$ 722.66	\$ 1,027.17	\$ 1,344.31	\$ 1,537.22		\$ 296.73
277 E. SANILAC RD.	SANDUSKY	48471	SANILAC	20M/20M	3	\$ 521.77	\$ 607.47	\$ 719.38	\$ 823.41	\$ 1,133.22	\$ 1,660.34	\$ 1,853.25		\$ 296.73
515 S. SANDUSKY RD.	SANDUSKY	48471	SANILAC	20M/20M	3	\$ 521.77	\$ 607.47	\$ 719.38	\$ 823.41	\$ 1,133.22	\$ 1,660.34	\$ 1,853.25		\$ 296.73
60 W. SANILAC RD.	SANDUSKY	48471	SANILAC	20M/20M	3	\$ 521.77	\$ 607.47	\$ 719.38	\$ 823.41	\$ 1,133.22	\$ 1,660.34	\$ 1,853.25		\$ 296.73
480 N INTAKE PARK RD.	MANISTIQUE	49854	SCHOOLCRAFT	60/5 GW-GW	4	\$ 418.14	\$ 511.06	\$ 625.19	\$ 839.31	\$ 1,014.04	\$ 1,369.56	\$ 1,562.47		\$ 296.73
300 WALNUT ST.	MANISTIQUE	49854	SCHOOLCRAFT	20M/20M	3	\$ 418.14	\$ 486.57	\$ 625.19	\$ 722.66	\$ 1,014.04	\$ 1,344.31	\$ 1,537.22		\$ 296.73
401 E. LAKESHORE DR.	MANISTIQUE	49854	SCHOOLCRAFT	100/100 GW-GW	4	\$ 418.14	\$ 511.06	\$ 625.19	\$ 839.31	\$ 1,014.04	\$ 1,369.56	\$ 1,562.47		\$ 296.73
944 S. M-149 HWY. (944 M-149)	MANISTIQUE	49854	SCHOOLCRAFT	20M/20M	3	\$ 432.69	\$ 528.99	\$ 646.20	\$ 869.01	\$ 1,045.20	\$ 1,413.25	\$ 1,606.16		\$ 296.73
1025 N SHIAWASSEE	CORUNNA	48817	SHIAWASSEE	20M/20M	3	\$ 652.21	\$ 835.48	\$ 1,215.17	\$ 1,469.25	\$ 1,837.40	\$ 2,227.71	\$ 2,420.62		\$ 296.73
1720 E. MAIN ST.	OWOSSO	48867	SHIAWASSEE	20M/20M	3	\$ 652.21	\$ 835.48	\$ 1,215.17	\$ 1,469.25	\$ 1,837.40	\$ 2,227.71	\$ 2,420.62		\$ 296.73
7835 PRICE RD.	LAINGSBURG	48848	SHIAWASSEE	20M/20M	3	\$ 578.51	\$ 683.83	\$ 843.99	\$ 1,099.14	\$ 1,837.40	\$ 2,227.71	\$ 2,420.62		\$ 296.73
100 MCMORRAN BLVD.	PORT HURON	48060	ST. CLAIR	20M/20M	3	\$ 392.39	\$ 491.87	\$ 655.75	\$ 823.41	\$ 1,133.22	\$ 1,513.99	\$ 1,706.90		\$ 296.73
1410 ELMWOOD	PORT HURON	48060	ST. CLAIR	20M/20M	3	\$ 355.27	\$ 433.55	\$ 719.38	\$ 823.41	\$ 1,133.22	\$ 1,660.34	\$ 1,853.25		\$ 296.73
200 GRAND RIVER AVE.	PORT HURON	48060	ST. CLAIR	20M/20M	3	\$ 516.47	\$ 589.44	\$ 719.38	\$ 823.41	\$ 1,133.22	\$ 1,660.34	\$ 1,853.25		\$ 296.73
201 MCMORRAN BLVD.	PORT HURON	48060	ST. CLAIR	20M/20M	3	\$ 516.47	\$ 589.44	\$ 719.38	\$ 823.41	\$ 1,133.22	\$ 1,660.34	\$ 1,853.25		\$ 296.73
220 FORT ST.	PORT HURON	48060	ST. CLAIR	20M/20M	3	\$ 516.47	\$ 589.44	\$ 719.38	\$ 823.41	\$ 1,133.22	\$ 1,660.34	\$ 1,853.25		\$ 296.73
2887 KRAFFT RD.	PORT HURON	48060	ST. CLAIR	20M/20M	3	\$ 413.60	\$ 438.85	\$ 491.37	\$ 579.49	\$ 843.71	\$ 1,126.91	\$ 1,319.82		\$ 296.73
2900 LEWIS DR.	PORT HURON	48060	ST. CLAIR	20M/20M	3	\$ 521.77	\$ 607.47	\$ 719.38	\$ 823.41	\$ 1,133.22	\$ 1,660.34	\$ 1,853.25		\$ 296.73
8372 RIVER RD.	MARINE CITY	48039	ST. CLAIR	20M/20M	3	\$ 521.77	\$ 607.47	\$ 719.38	\$ 823.41	\$ 1,133.22	\$ 1,660.34	\$ 1,853.25		\$ 296.73
101 N. US-131	WHITE PIGEON	49099	ST. JOSEPH	50/10 GW-GW	3	\$ 355.27	\$ 433.55	\$ 629.23	\$ 722.66	\$ 1,027.17	\$ 1,344.31	\$ 1,537.22		\$ 296.73

115 DEAN ST.	CENTREVILLE	49032	ST. JOSEPH	6/6 GW-GW	3	\$ 652.21	\$ 835.48	\$ 1,215.17	\$ 1,469.25	\$ 1,837.40	\$ 2,227.71	\$ 2,420.62	\$ 296.73
265 N. US-131 ST.	THREE RIVERS	49093	ST. JOSEPH	600/35 GW-GW	3	\$ 578.51	\$ 683.83	\$ 843.99	\$ 1,099.14	\$ 1,837.40	\$ 2,227.71	\$ 2,420.62	\$ 296.73
620 E. MAIN ST.	CENTREVILLE	49032	ST. JOSEPH	20M/20M	3	\$ 355.27	\$ 433.55	\$ 1,215.17	\$ 1,469.25	\$ 1,837.40	\$ 2,227.71	\$ 2,420.62	\$ 296.73
692 E. MAIN ST.	CENTREVILLE	49032	ST. JOSEPH	20M/20M	3	\$ 445.41	\$ 523.69	\$ 629.23	\$ 722.66	\$ 1,027.17	\$ 1,344.31	\$ 1,537.22	\$ 296.73
931 S. CENTERVILLE RD.	STURGIS	49091	ST. JOSEPH	20M/20M	3	\$ 429.51	\$ 491.87	\$ 629.23	\$ 722.66	\$ 1,027.17	\$ 1,344.31	\$ 1,537.22	\$ 296.73
1184 CLEAVER	CARO	48723	TUSCOLA	200/10 GW-GW	3	\$ 418.14	\$ 486.57	\$ 625.19	\$ 765.08	\$ 1,014.04	\$ 1,369.56	\$ 1,562.47	\$ 296.73
1365 CLEAVER RD.	CARO	48723	TUSCOLA	20M/20M	3	\$ 418.14	\$ 511.06	\$ 625.19	\$ 839.31	\$ 1,014.04	\$ 1,369.56	\$ 1,562.47	\$ 296.73
1485 CLEAVER RD.	CARO	48723	TUSCOLA	100/100 GW-GW	3	\$ 418.14	\$ 511.06	\$ 625.19	\$ 839.31	\$ 1,014.04	\$ 1,369.56	\$ 1,562.47	\$ 296.73
150 MILLWOOD	CARO	48723	TUSCOLA	10M/10M	3	\$ 418.14	\$ 511.06	\$ 625.19	\$ 839.31	\$ 1,014.04	\$ 1,369.56	\$ 1,562.47	\$ 296.73
2000 CHAMBERS RD.	CARO	48723	TUSCOLA	100M/100M	3	\$ 418.14	\$ 491.87	\$ 625.19	\$ 791.59	\$ 1,014.04	\$ 1,369.56	\$ 1,562.47	\$ 296.73
207 E. GRANT	CARO	48723	TUSCOLA	20M/20M	3	\$ 418.14	\$ 491.87	\$ 625.19	\$ 791.59	\$ 1,014.04	\$ 1,369.56	\$ 1,562.47	\$ 296.73
449 GREEN ST.	CARO	48723	TUSCOLA	20M/20M	3	\$ 418.14	\$ 486.57	\$ 625.19	\$ 765.08	\$ 1,014.04	\$ 1,369.56	\$ 1,562.47	\$ 296.73
1003 E. MICHIGAN AVE.	PAW PAW	49079	VAN BUREN	20M/20M	3	\$ 445.41	\$ 523.69	\$ 629.23	\$ 722.66	\$ 1,027.17	\$ 1,344.31	\$ 1,537.22	\$ 296.73

IPVPN Monthly Recurring Charges														
Address	CITY	ZIP	COUNTY	Current bandwidth Down/Up	COS (Class of Service)	10M	20M	50M	100M	250M	500M	1G	10G	SD-WAN
108 W. MICHIGAN AVE.	PAW PAW	49079	VAN BUREN	100/100 GW-GW	3	\$ 355.27	\$ 433.55	\$ 629.23	\$ 722.66	\$ 1,027.17	\$ 1,344.31	\$ 1,537.22		\$ 296.73
205 S. KALAMAZOO	PAW PAW	49079	VAN BUREN	20M/20M	3	\$ 355.27	\$ 433.55	\$ 629.23	\$ 722.66	\$ 1,027.17	\$ 1,344.31	\$ 1,537.22		\$ 296.73
212 PAW PAW ST.	PAW PAW	49079	VAN BUREN	6/6 GW-GW	3	\$ 355.27	\$ 433.55	\$ 629.23	\$ 722.66	\$ 1,027.17	\$ 1,344.31	\$ 1,537.22		\$ 296.73
23960 RUGGLES RD.	SOUTH HAVEN	49090	VAN BUREN	20M/20M	3	\$ 578.51	\$ 683.83	\$ 843.99	\$ 1,099.14	\$ 1,837.40	\$ 2,227.71	\$ 2,420.62		\$ 296.73
32849 RED ARROW	PAW PAW	49079	VAN BUREN	20M/20M	3	\$ 355.27	\$ 433.55	\$ 629.23	\$ 722.66	\$ 1,027.17	\$ 1,344.31	\$ 1,537.22		\$ 296.73
34270 C.R. 652	MATTAWAN	49071	VAN BUREN	5M/5M	3	\$ 652.21	\$ 835.48	\$ 1,215.17	\$ 1,469.25	\$ 1,837.40	\$ 2,227.71	\$ 2,420.62		\$ 296.73
43255 60TH ST.	PAW PAW	49079	VAN BUREN	20M/20M	3	\$ 445.41	\$ 523.69	\$ 629.23	\$ 722.66	\$ 1,027.17	\$ 1,344.31	\$ 1,537.22		\$ 296.73
57150 C.R. 681	HARTFORD	49057	VAN BUREN	20M/20M	3	\$ 652.21	\$ 835.48	\$ 1,215.17	\$ 1,469.25	\$ 1,837.40	\$ 2,227.71	\$ 2,420.62		\$ 296.73
9235 BLUE STAR MEMORIAL HWY.	SOUTH HAVEN	49090	VAN BUREN	20M/20M	3	\$ 445.41	\$ 523.69	\$ 629.23	\$ 722.66	\$ 1,027.17	\$ 1,344.31	\$ 1,537.22		\$ 296.73
1113 S. MAIN	CHELSEA	48118	WASHTENAW	20M/20M	3	\$ 355.27	\$ 433.55	\$ 629.23	\$ 722.66	\$ 1,027.17	\$ 1,344.31	\$ 1,537.22		\$ 296.73
16345 MCCLURE RD.	CHELSEA	48118	WASHTENAW	20M/20M	3	\$ 521.77	\$ 607.47	\$ 719.38	\$ 823.41	\$ 1,133.22	\$ 1,660.34	\$ 1,853.25		\$ 296.73
22 CENTER ST.	YPSILANTI	48197	WASHTENAW	50M/50M	3	\$ 413.60	\$ 438.85	\$ 491.37	\$ 579.49	\$ 843.71	\$ 1,126.91	\$ 1,319.82		\$ 296.73
220 N. MAIN	ANN ARBOR	48107	WASHTENAW	20M/20M	3	\$ 355.27	\$ 433.55	\$ 655.75	\$ 823.41	\$ 1,133.22	\$ 1,513.99	\$ 1,706.90		\$ 296.73
295 N. MAPLE RD.	ANN ARBOR	48103	WASHTENAW	20M/20M	3	\$ 355.27	\$ 433.55	\$ 491.37	\$ 579.49	\$ 843.71	\$ 1,126.91	\$ 1,319.82		\$ 296.73
3201 BEMIS RD.	YPSILANTI	48197	WASHTENAW	250M/250M	3	\$ 355.27	\$ 433.55	\$ 629.23	\$ 722.66	\$ 1,027.17	\$ 1,344.31	\$ 1,537.22		\$ 296.73
3201 BEMIS RD.	YPSILANTI	48197	WASHTENAW	250M/250M	3	\$ 355.27	\$ 433.55	\$ 629.23	\$ 722.66	\$ 1,027.17	\$ 1,344.31	\$ 1,537.22		\$ 296.73
3810 PACKARD RD.	ANN ARBOR	48108	WASHTENAW	20M/20M	3	\$ 274.67	\$ 359.31	\$ 454.25	\$ 579.49	\$ 843.71	\$ 1,126.91	\$ 1,319.82		\$ 296.73
400 N. INGALLS AVE.	ANN ARBOR	48107	WASHTENAW	50/50 GW-GW	4	\$ 521.77	\$ 607.47	\$ 719.38	\$ 823.41	\$ 1,133.22	\$ 1,660.34	\$ 1,853.25		\$ 296.73
4675 WASHTENAW	ANN ARBOR	48108	WASHTENAW	20M/20M	3	\$ 355.27	\$ 433.55	\$ 719.38	\$ 823.41	\$ 1,133.22	\$ 1,660.34	\$ 1,853.25		\$ 296.73
610 E UNIVERSITY	ANN ARBOR	48109	WASHTENAW	20M/20M	3	\$ 392.39	\$ 491.87	\$ 655.75	\$ 823.41	\$ 1,133.22	\$ 1,513.99	\$ 1,706.90		\$ 296.73
1060 W. FORT ST.	DETROIT	48209	WAYNE	20M/20M	3	\$ 355.27	\$ 433.55	\$ 635.50	\$ 742.39	\$ 1,051.14	\$ 1,489.82	\$ 1,682.73		\$ 296.73
1060 W. FORT ST.	DETROIT	48209	WAYNE	100M/100M	3	\$ 355.27	\$ 433.55	\$ 635.50	\$ 742.39	\$ 1,051.14	\$ 1,489.82	\$ 1,682.73		\$ 296.73
12111 TELEGRAPH	TAYLOR	48180	WAYNE	1000/35 GW-GW	3	\$ 413.60	\$ 438.85	\$ 491.37	\$ 579.49	\$ 843.71	\$ 1,126.91	\$ 1,319.82		\$ 296.73
12140 JOSEPH CAMPAU	HAMTRAMCK	48212	WAYNE	20M/20M	3	\$ 355.27	\$ 433.55	\$ 719.38	\$ 823.41	\$ 1,133.22	\$ 1,660.34	\$ 1,853.25		\$ 296.73
13331 LYNDON ST.	DETROIT	48227	WAYNE	20M/20M	3	\$ 355.27	\$ 433.55	\$ 655.75	\$ 823.41	\$ 1,133.22	\$ 1,513.99	\$ 1,706.90		\$ 296.73
14061 LAPPIN	DETROIT	48205	WAYNE	50M/50M	3	\$ 355.27	\$ 433.55	\$ 719.38	\$ 823.41	\$ 1,133.22	\$ 1,660.34	\$ 1,853.25		\$ 296.73
14634 MACK AVE.	DETROIT	48236	WAYNE	20M/20M	3	\$ 355.27	\$ 433.55	\$ 719.38	\$ 823.41	\$ 1,133.22	\$ 1,660.34	\$ 1,853.25		\$ 296.73
1500 E. FERRY	DETROIT	48211	WAYNE	20M/20M	3	\$ 521.77	\$ 607.47	\$ 719.38	\$ 823.41	\$ 1,133.22	\$ 1,660.34	\$ 1,853.25		\$ 296.73
1600 ALGONQUIN	DETROIT	48215	WAYNE	20M/20M	3	\$ 521.77	\$ 607.47	\$ 719.38	\$ 823.41	\$ 1,133.22	\$ 1,660.34	\$ 1,853.25		\$ 296.73
164 E. COLUMBIA	BELLEVILLE	48111	WAYNE	20M/20M	3	\$ 355.27	\$ 433.55	\$ 719.38	\$ 823.41	\$ 1,133.22	\$ 1,660.34	\$ 1,853.25		\$ 296.73
16820 JAMES COUZENS HWY.	DETROIT	48235	WAYNE	20M/20M	3	\$ 516.47	\$ 589.44	\$ 719.38	\$ 823.41	\$ 1,133.22	\$ 1,660.34	\$ 1,853.25		\$ 296.73
17176 FARMINGTON RD.	LIVONIA	48153	WAYNE	20M/20M	3	\$ 429.51	\$ 491.87	\$ 596.36	\$ 697.21	\$ 991.12	\$ 1,399.46	\$ 1,592.37		\$ 296.73
17455 GRAND RIVER AVE.	DETROIT	48227	WAYNE	20M/20M	3	\$ 355.27	\$ 433.55	\$ 719.38	\$ 823.41	\$ 1,133.22	\$ 1,660.34	\$ 1,853.25		\$ 296.73
17500 LAHSER RD.	DETROIT	48219	WAYNE	20M/20M	3	\$ 516.47	\$ 589.44	\$ 682.26	\$ 722.66	\$ 991.12	\$ 1,399.46	\$ 1,592.37		\$ 296.73
17500 LIVERNOIS	DETROIT	48221	WAYNE	20M/20M	3	\$ 355.27	\$ 433.55	\$ 719.38	\$ 823.41	\$ 1,133.22	\$ 1,660.34	\$ 1,853.25		\$ 296.73
1757 SOUTHFIELD RD.	LINCOLN PARK	48146	WAYNE	20M/20M	3	\$ 413.60	\$ 438.85	\$ 491.37	\$ 579.49	\$ 843.71	\$ 1,126.91	\$ 1,319.82		\$ 296.73
17601 MOUND	DETROIT	48226	WAYNE	50M/50M	3	\$ 521.77	\$ 607.47	\$ 719.38	\$ 823.41	\$ 1,133.22	\$ 1,660.34	\$ 1,853.25		\$ 296.73

1777 THIRD ST.	DETROIT	48226	WAYNE	100M/100M	3	\$ 413.60	\$ 438.85	\$ 491.37	\$ 579.49	\$ 843.71	\$ 1,126.91	\$ 1,319.82	\$ 296.73
1801 ATWATER ST.	DETROIT	48207	WAYNE	20M/20M	3	\$ 355.27	\$ 433.55	\$ 719.38	\$ 823.41	\$ 1,133.22	\$ 1,660.34	\$ 1,853.25	\$ 296.73
1801 E. CANFIELD	DETROIT	48207	WAYNE	50M/50M	3	\$ 445.41	\$ 523.69	\$ 629.23	\$ 722.66	\$ 1,027.17	\$ 1,344.31	\$ 1,537.22	\$ 296.73
18050 DEERING ST.	LIVONIA	48150	WAYNE	20M/20M	3	\$ 516.47	\$ 589.44	\$ 719.38	\$ 823.41	\$ 1,133.22	\$ 1,660.34	\$ 1,853.25	\$ 296.73
18412 TELEGRAPH RD.	BROWNSTOWN TWP.	48174	WAYNE	20M/20M	3	\$ 355.27	\$ 433.55	\$ 655.75	\$ 823.41	\$ 1,133.22	\$ 1,513.99	\$ 1,706.90	\$ 296.73
19251 MACK AVE.	GROSS POINT	48236	WAYNE	20M/20M	3	\$ 325.89	\$ 396.01	\$ 496.15	\$ 639.94	\$ 863.86	\$ 1,139.64	\$ 1,332.55	\$ 296.73
19340 GREENVIEW AVE.	DETROIT	48203	WAYNE	50M/50M	3	\$ 521.77	\$ 607.47	\$ 719.38	\$ 823.41	\$ 1,133.22	\$ 1,660.34	\$ 1,853.25	\$ 296.73
20220 W. SEVEN MILE RD.	DETROIT	48203	WAYNE	20M/20M	3	\$ 521.77	\$ 607.47	\$ 719.38	\$ 823.41	\$ 1,133.22	\$ 1,660.34	\$ 1,853.25	\$ 296.73
20500 EUREKA	TAYLOR	48180	WAYNE	20M/20M	3	\$ 355.27	\$ 433.55	\$ 655.75	\$ 823.41	\$ 1,133.22	\$ 1,513.99	\$ 1,706.90	\$ 296.73
21572 ECORSE RD.	TAYLOR	48180	WAYNE	20M/20M	3	\$ 355.27	\$ 433.55	\$ 596.36	\$ 697.21	\$ 991.12	\$ 1,399.46	\$ 1,592.37	\$ 296.73
2524 CLARK ST.	DETROIT	48209	WAYNE	20M/20M	3	\$ 355.27	\$ 433.55	\$ 719.38	\$ 823.41	\$ 1,133.22	\$ 1,660.34	\$ 1,853.25	\$ 296.73
25637 ECORSE RD.	TAYLOR	48180	WAYNE	20M/20M	3	\$ 413.60	\$ 438.85	\$ 491.37	\$ 579.49	\$ 843.71	\$ 1,126.91	\$ 1,319.82	\$ 296.73
25700 JOY RD.	REDFORD	48239	WAYNE	20M/20M	3	\$ 521.77	\$ 607.47	\$ 719.38	\$ 823.41	\$ 1,133.22	\$ 1,660.34	\$ 1,853.25	\$ 296.73
26355 MICHIGAN AVE.	INKSTER	48141	WAYNE	50M/50M	3	\$ 274.67	\$ 359.31	\$ 454.25	\$ 579.49	\$ 843.71	\$ 1,126.91	\$ 1,319.82	\$ 296.73
27260 PLYMOUTH RD.	REDFORD	48239	WAYNE	20M/20M	3	\$ 413.60	\$ 438.85	\$ 491.37	\$ 579.49	\$ 843.71	\$ 1,126.91	\$ 1,319.82	\$ 296.73
27540 MICHIGAN AVE.	INKSTER	48141	WAYNE	20M/20M	3	\$ 516.47	\$ 589.44	\$ 719.38	\$ 823.41	\$ 1,133.22	\$ 1,660.34	\$ 1,853.25	\$ 296.73
28 W. ADAMS ST.	DETROIT	48226	WAYNE	150/20 GW-GW	3	\$ 392.39	\$ 438.85	\$ 491.37	\$ 579.49	\$ 843.71	\$ 1,126.91	\$ 1,319.82	\$ 296.73
2835 BAGLEY AVE.	DETROIT	48216	WAYNE	20M/20M	3	\$ 355.27	\$ 433.55	\$ 655.75	\$ 823.41	\$ 1,133.22	\$ 1,513.99	\$ 1,706.90	\$ 296.73
2835 BAGLEY AVE.	DETROIT	48216	WAYNE	20M/20M	3	\$ 355.27	\$ 433.55	\$ 655.75	\$ 823.41	\$ 1,133.22	\$ 1,513.99	\$ 1,706.90	\$ 296.73

#### IPVPN Monthly Recurring Charges

Address	CITY	ZIP	COUNTY	Current bandwidth Down/Up	COS (Class of Service)	10M	20M	50M	100M	250M	500M	1G	10G	SD-WAN
2901 GRAND RIVER	DETROIT	48226	WAYNE	100M/100M	3	\$ 392.39	\$ 438.85	\$ 491.37	\$ 579.49	\$ 843.71	\$ 1,126.91	\$ 1,319.82	\$ 296.73	
30246 PLYMOUTH RD.	LIVONIA	48150	WAYNE	20M/20M	3	\$ 413.60	\$ 438.85	\$ 491.37	\$ 579.49	\$ 843.71	\$ 1,126.91	\$ 1,319.82	\$ 296.73	
3040 VAN HORN	TRENTON	48183	WAYNE	20M/20M	3	\$ 355.27	\$ 433.55	\$ 719.38	\$ 823.41	\$ 1,133.22	\$ 1,660.34	\$ 1,853.25	\$ 296.73	
3044 W. GRAND BLVD.	DETROIT	48202	WAYNE	20M/20M	3	\$ 298.71	\$ 323.96	\$ 376.48	\$ 416.88	\$ 654.23	\$ 759.27	\$ 952.18	\$ 296.73	
30901 PALMER RD.	WESTLAND	48186	WAYNE	100M/100M	3	\$ 521.77	\$ 607.47	\$ 703.47	\$ 743.87	\$ 991.12	\$ 1,399.46	\$ 1,592.37	\$ 296.73	
33231 PLYMOUTH RD.	LIVONIA	48150	WAYNE	20M/20M	3	\$ 355.27	\$ 433.55	\$ 596.36	\$ 697.21	\$ 991.12	\$ 1,399.46	\$ 1,592.37	\$ 296.73	
35731 MICHIGAN AVE.	WAYNE	48184	WAYNE	20M/20M	3	\$ 413.60	\$ 438.85	\$ 491.37	\$ 579.49	\$ 843.71	\$ 1,126.91	\$ 1,319.82	\$ 296.73	
426 CLINTON	DETROIT	48226	WAYNE	20M/20M	3	\$ 413.60	\$ 438.85	\$ 491.37	\$ 579.49	\$ 843.71	\$ 1,126.91	\$ 1,319.82	\$ 296.73	
44675 HELM CT.	PLYMOUTH	48170	WAYNE	20M/20M	3	\$ 273.94	\$ 359.31	\$ 454.25	\$ 579.49	\$ 843.71	\$ 1,107.82	\$ 1,300.73	\$ 296.73	
4729 CONNER	DETROIT	48211	WAYNE	20M/20M	3	\$ 521.77	\$ 607.47	\$ 719.38	\$ 823.41	\$ 1,133.22	\$ 1,660.34	\$ 1,853.25	\$ 296.73	
5090 SCHAEFER RD.	DEARBORN	48126	WAYNE	20M/20M	3	\$ 355.27	\$ 433.55	\$ 491.37	\$ 579.49	\$ 843.71	\$ 1,126.91	\$ 1,319.82	\$ 296.73	
5300 LAWTON	DETROIT	49208	WAYNE	20M/20M	3	\$ 521.77	\$ 607.47	\$ 719.38	\$ 823.41	\$ 1,133.22	\$ 1,660.34	\$ 1,853.25	\$ 296.73	
555 E. LAFAYETTE	DETROIT	48225	WAYNE	100M/100M	3	\$ 355.27	\$ 433.55	\$ 629.23	\$ 722.66	\$ 1,027.17	\$ 1,344.31	\$ 1,537.22	\$ 296.73	
580 E. WARREN AVE.	DETROIT	48201	WAYNE	20M/20M	3	\$ 521.77	\$ 607.47	\$ 719.38	\$ 823.41	\$ 1,133.22	\$ 1,660.34	\$ 1,853.25	\$ 296.73	
6090 N. WAYNE RD.	WESTLAND	48185	WAYNE	20M/20M	3	\$ 521.77	\$ 607.47	\$ 719.38	\$ 823.41	\$ 1,133.22	\$ 1,660.34	\$ 1,853.25	\$ 296.73	
645 GRISWOLD	DETROIT	48207	WAYNE	20M/20M	3	\$ 274.67	\$ 359.31	\$ 454.25	\$ 579.49	\$ 843.71	\$ 1,126.91	\$ 1,319.82	\$ 296.73	
6510 TELEGRAPH RD.	TAYLOR	48180	WAYNE	20M/20M	3	\$ 521.77	\$ 607.47	\$ 719.38	\$ 823.41	\$ 1,133.22	\$ 1,660.34	\$ 1,853.25	\$ 296.73	
8565 N. LILLEY RD.	CANTON	48187	WAYNE	20M/20M	3	\$ 355.27	\$ 433.55	\$ 719.38	\$ 823.41	\$ 1,096.11	\$ 1,452.49	\$ 1,645.40	\$ 296.73	
8655 GREENFIELD	DETROIT	48228	WAYNE	20M/20M	3	\$ 355.27	\$ 433.55	\$ 719.38	\$ 823.41	\$ 1,133.22	\$ 1,660.34	\$ 1,853.25	\$ 296.73	
9001 JOSEPH CAMPAU	HAMTRAMCK	48212	WAYNE	20M/20M	3	\$ 355.27	\$ 433.55	\$ 719.38	\$ 823.41	\$ 1,133.22	\$ 1,660.34	\$ 1,853.25	\$ 296.73	
9023 JOSEPH CAMPAU ST.	HAMTRAMCK	48212	WAYNE	50M/50M	3	\$ 516.47	\$ 589.44	\$ 719.38	\$ 823.41	\$ 1,133.22	\$ 1,660.34	\$ 1,853.25	\$ 296.73	
920 FORT ST.	LINCOLN PARK	48146	WAYNE	20M/20M	3	\$ 516.47	\$ 589.44	\$ 719.38	\$ 823.41	\$ 1,133.22	\$ 1,660.34	\$ 1,853.25	\$ 296.73	
99 PLEASURE DRIVE	DETROIT	48207	WAYNE	20M/20M	3	\$ 521.77	\$ 607.47	\$ 719.38	\$ 823.41	\$ 1,133.22	\$ 1,660.34	\$ 1,853.25	\$ 296.73	
100 MAY ST.	CADILLAC	49601	WEXFORD	20M/20M	3	\$ 445.41	\$ 523.69	\$ 629.23	\$ 722.66	\$ 1,027.17	\$ 1,344.31	\$ 1,537.22	\$ 296.73	
10641 W. WATERGATE	CADILLAC	49601	WEXFORD	20M/20M	3	\$ 445.41	\$ 523.69	\$ 629.23	\$ 722.66	\$ 1,027.17	\$ 1,344.31	\$ 1,537.22	\$ 296.73	
120 W. CHAPIN ST.	CADILLAC	49601	WEXFORD	50M/50M	3	\$ 445.41	\$ 523.69	\$ 629.23	\$ 722.66	\$ 1,027.17	\$ 1,344.31	\$ 1,537.22	\$ 296.73	
1911 N. MITCHELL	CADILLAC	49601	WEXFORD	20M/20M	3	\$ 429.51	\$ 491.87	\$ 629.23	\$ 722.66	\$ 1,027.17	\$ 1,344.31	\$ 1,537.22	\$ 296.73	
401 N. LAKE ST.	CADILLAC	49601	WEXFORD	20M/20M	3	\$ 445.41	\$ 523.69	\$ 629.23	\$ 722.66	\$ 1,027.17	\$ 1,344.31	\$ 1,537.22	\$ 296.73	
521 N. MICHIGAN	MANTON	49663	WEXFORD	60/5 GW-GW	4	\$ 521.77	\$ 607.47	\$ 719.38	\$ 823.41	\$ 1,133.22	\$ 1,660.34	\$ 1,853.25	\$ 296.73	
6093 M-115	CADILLAC	49601	WEXFORD	20/3 GW-GW	4	\$ 429.51	\$ 491.87	\$ 676.96	\$ 791.59	\$ 1,133.22	\$ 1,439.76	\$ 1,632.67	\$ 296.73	
7711 S. US-131 HWY.	CADILLAC	49601	WEXFORD	100/100 GW-GW	4	\$ 516.47	\$ 589.44	\$ 719.38	\$ 823.41	\$ 1,133.22	\$ 1,660.34	\$ 1,853.25	\$ 296.73	

7915 S. US-131 HWY.	CADILLAC	49601	WEXFORD	20M/20M	3	\$ 521.77	\$ 607.47	\$ 719.38	\$ 823.41	\$ 1,133.22	\$ 1,660.34	\$ 1,853.25	\$ 296.73
8015 MACKINAW TRAIL	CADILLAC	49601	WEXFORD	20M/20M	3	\$ 445.41	\$ 523.69	\$ 629.23	\$ 722.66	\$ 1,027.17	\$ 1,344.31	\$ 1,537.22	\$ 296.73
6801 THIRTY MILE RD.	HARRIETTA	49638	WEXFORD	20M/20M	3	\$ 521.77	\$ 607.47	\$ 719.38	\$ 823.41	\$ 1,133.22	\$ 1,660.34	\$ 1,853.25	\$ 296.73
6801 THIRTY MILE RD.	HARRIETTA	49638	WEXFORD	20M/20M	3	\$ 521.77	\$ 607.47	\$ 719.38	\$ 823.41	\$ 1,133.22	\$ 1,660.34	\$ 1,853.25	\$ 296.73
521 N. MICHIGAN	MANTON	49663	WEXFORD	60/5 GW-GW	4	\$ 652.21	\$ 835.48	\$ 1,215.17	\$ 1,469.25	\$ 1,837.40	\$ 2,227.71	\$ 2,420.62	\$ 296.73
100B CEDAR ST.	SUTTONS BAY	49682	LEELANAU	GW-AVPN18.75M	3	\$ 692.51	\$ 754.88	\$ 939.96	\$ 1,222.16	\$ 1,641.20	\$ 2,750.54	\$ 2,943.45	\$ 296.73
10557 MAIN ST.	HONOR	49617	BENZIE	GW-AVPN18.75M	3	\$ 692.51	\$ 754.88	\$ 939.96	\$ 1,222.16	\$ 1,641.20	\$ 2,750.54	\$ 2,943.45	\$ 296.73
114 NORTHLAND PLAZA	KALKASKA	49646	KALKASKA	GW-AVPN18.75M	3	\$ 541.50	\$ 630.22	\$ 745.09	\$ 852.31	\$ 1,170.34	\$ 1,718.57	\$ 1,911.48	\$ 296.73
1206 S. MAIN ST.	CHEBOYGAN	49721	CHEBOYGAN	GW-AVPN300MB	3	\$ 394.51	\$ 458.73	\$ 594.77	\$ 746.52	\$ 975.48	\$ 1,498.09	\$ 1,691.00	\$ 296.73
121 SCHOOLCREST	CLARE	48617	CLARE	GW-AVPN18.75M	3	\$ 394.51	\$ 458.73	\$ 594.77	\$ 746.52	\$ 975.48	\$ 1,386.73	\$ 1,579.64	\$ 296.73
12340 E. M-28	SHINGLETON	49884	ALGER	GW-AVPN50/6	3	\$ 1,416.83	\$ 1,731.60	\$ 2,135.14	\$ 1,595.45	\$ 4,341.24	\$ 4,446.28	\$ 4,639.19	\$ 296.73
1300 JOHN C. LODGE	DETROIT	48226	WAYNE	GW-AVPN	3	\$ 366.67	\$ 447.60	\$ 505.69	\$ 596.20	\$ 866.35	\$ 1,158.46	\$ 1,351.37	\$ 296.73
1586 WRIGHT AVE.	ALMA	48801	GRATIOT	GW-AVPN18.75M	3	\$ 433.48	\$ 514.41	\$ 650.44	\$ 746.52	\$ 1,058.99	\$ 1,331.06	\$ 1,523.97	\$ 296.73
176 E. US-41	NEGAUNEE	49866	MARQUETTE	20M AVPN20M	3	\$ 672.89	\$ 711.50	\$ 960.00	\$ 1,145.16	\$ 1,586.80	\$ 2,116.09	\$ 2,309.00	\$ 296.73
176 E. US-41	NEGAUNEE	49866	MARQUETTE	GW-AVPN20M	3	\$ 672.89	\$ 711.50	\$ 960.00	\$ 1,145.16	\$ 1,586.80	\$ 2,116.09	\$ 2,309.00	\$ 296.73
185 M-66	CHARLEVOIX	49720	CHARLEVOIX	GW-AVPN18.75M	3	\$ 394.51	\$ 458.73	\$ 594.77	\$ 746.52	\$ 975.48	\$ 1,498.09	\$ 1,691.00	\$ 296.73
1990 APPLE AVE.	MUSKEGON	49442	MUSKEGON	20M AVPN20M	3	\$ 366.67	\$ 447.60	\$ 602.56	\$ 746.52	\$ 1,085.71	\$ 1,331.06	\$ 1,523.97	\$ 296.73
200 SIDES RD.	GAYLORD	49735	OTSEGO	GW-AVPN	3	\$ 461.32	\$ 542.25	\$ 678.28	\$ 802.20	\$ 1,170.34	\$ 1,442.41	\$ 1,635.32	\$ 296.73
2040 CHAMBERS RD.	CARO	48723	TUSCOLA	100M AVPN100MB	3	\$ 432.69	\$ 528.99	\$ 646.20	\$ 869.01	\$ 1,045.20	\$ 1,413.25	\$ 1,606.16	\$ 296.73
2450 S. I-75 BL	GRAYLING	49738	CRAWFORD	AWB	3	\$ 517.00	\$ 597.92	\$ 733.96	\$ 969.23	\$ 1,504.40	\$ 1,887.82	\$ 2,080.73	\$ 296.73
26211 CENTRAL PARK BLVD	SOUTHFIELD		OAKLAND	GW-AVPN300M	3	\$ 282.04	\$ 369.65	\$ 466.71	\$ 596.20	\$ 847.42	\$ 1,158.46	\$ 1,351.37	\$ 296.73
2940 KNEELAND	LEWISTON	49756	MONTMORENCY	GW-AVPN11.25M	3	\$ 572.67	\$ 876.31	\$ 1,040.18	\$ 1,303.28	\$ 2,061.16	\$ 2,500.26	\$ 2,693.17	\$ 296.73
310 E. THIRD ST.	FLINT	48502	GENESEE	20M AVPN300M	3	\$ 366.67	\$ 447.60	\$ 505.69	\$ 596.20	\$ 866.35	\$ 1,158.46	\$ 1,351.37	\$ 296.73
33135 S. RIVER RD.	HARRISON TWP.	48045	MACOMB	GW-AVPN100M	3	\$ 366.67	\$ 447.60	\$ 602.56	\$ 772.13	\$ 1,085.71	\$ 1,443.52	\$ 1,636.43	\$ 296.73
4037 N. EUCLID RD.	BAY CITY	48706	BAY	50M AVPN	3	\$ 541.50	\$ 630.22	\$ 745.09	\$ 852.31	\$ 1,170.34	\$ 1,718.57	\$ 1,911.48	\$ 296.73



IPVPN Monthly Recurring Charges														
Address	CITY	ZIP	COUNTY	Current bandwidth Down/Up	COS (Class of Service)	10M	20M	50M	100M	250M	500M	1G	10G	SD-WAN
415 E. MAIN ST.	HALE	48739	IOSCO	GW-AVPN300M	3	\$ 692.51	\$ 754.88	\$ 939.96	\$ 1,222.16	\$ 1,641.20	\$ 2,750.54	\$ 2,943.45		\$ 296.73
4355 24TH AVE. SUITE #6	FORT GRATIOT	48059	ST. CLAIR	GW-AVPN2MB	3	\$ 366.67	\$ 447.60	\$ 505.69	\$ 596.20	\$ 866.35	\$ 1,158.46	\$ 1,351.37		\$ 296.73
477 W. MICHIGAN AVE.	DETROIT	48226	WAYNE	20M AVPN20M	3	\$ 339.36	\$ 417.64	\$ 486.07	\$ 563.58	\$ 762.05	\$ 1,026.16	\$ 1,219.07		\$ 296.73
49 N. MOREY LAKE RD.	LAKE CITY	49651	MISSAUKEE	GW-AVPN18.75M	3	\$ 432.69	\$ 508.84	\$ 646.20	\$ 818.90	\$ 1,045.20	\$ 1,413.25	\$ 1,606.16		\$ 296.73
5046 MACKINAW TRAIL	CADILLAC	49601	WEXFORD	20M AVPN20M	3	\$ 944.91	\$ 990.31	\$ 1,338.71	\$ 1,595.45	\$ 2,457.79	\$ 2,562.83	\$ 2,755.74		\$ 296.73
540 W. KAYE AVE.	MARQUETTE	49855	MARQUETTE	GW-AVPN18.75M	3	\$ 672.89	\$ 711.50	\$ 960.00	\$ 1,145.16	\$ 1,586.80	\$ 2,116.09	\$ 2,309.00		\$ 296.73
545 Apple Tree Dr	IONIA	48846	IONIA	GW-AVPN300M	3	\$ 394.51	\$ 458.73	\$ 594.77	\$ 746.52	\$ 975.48	\$ 1,498.09	\$ 1,691.00		\$ 296.73
555 N. BRADLEY	ROGERS CITY	49799	PRESQUE ISLE	GW-AVPN100M	3	\$ 740.27	\$ 988.77	\$ 1,265.67	\$ 1,531.56	\$ 2,409.14	\$ 2,889.99	\$ 3,082.90		\$ 296.73
5902 W. LUDINGTON AVE.	LUDINGTON	49431	MASON	GW-AVPN18.75M	3	\$ 365.88	\$ 444.15	\$ 576.21	\$ 669.63	\$ 868.10	\$ 1,211.75	\$ 1,404.66		\$ 296.73
600 WALNUT ST.	ALPENA	49707	ALPENA	20M AVPN20M	3	\$ 601.08	\$ 710.39	\$ 875.94	\$ 1,141.82	\$ 2,186.44	\$ 2,555.94	\$ 2,748.85		\$ 296.73
703 W. CHISHOLM AVE.	ALPENA	49707	ALPENA	GW-AVPN2MB	3	\$ 601.08	\$ 710.39	\$ 875.94	\$ 1,141.82	\$ 2,186.44	\$ 2,555.94	\$ 2,748.85		\$ 296.73
706 W. CORUNNA RD.	CORUNNA	48817	SHIAWASSEE	GW-AVPN300M	3	\$ 433.48	\$ 514.41	\$ 650.44	\$ 746.52	\$ 1,170.34	\$ 1,331.06	\$ 1,523.97		\$ 296.73
7150 HARRIS	DIMONDALE	48821	EATON	200MSE10M	3	\$ 366.67	\$ 447.60	\$ 594.77	\$ 746.52	\$ 975.48	\$ 1,386.73	\$ 1,579.64		\$ 296.73
7150 HARRIS	DIMONDALE	48821	EATON	20M AVPN20M	3	\$ 366.67	\$ 447.60	\$ 594.77	\$ 746.52	\$ 975.48	\$ 1,386.73	\$ 1,579.64		\$ 296.73
7600 E. MESSINGER RD.	TWIN LAKE	49457	MUSKEGON	GW-AVPN3M	3	\$ 366.67	\$ 447.60	\$ 602.56	\$ 772.13	\$ 1,085.71	\$ 1,443.52	\$ 1,636.43		\$ 296.73
7605 LAKESHORE RD.	LAKEPORT	48059	ST. CLAIR	GW-AVPN18.75M	3	\$ 366.67	\$ 447.60	\$ 602.56	\$ 772.13	\$ 1,085.71	\$ 1,443.52	\$ 1,636.43		\$ 296.73
7800 GALE RD.	WATERFORD	48327	OAKLAND	GW-AVPN18.75M	3	\$ 366.67	\$ 447.60	\$ 602.56	\$ 772.13	\$ 1,085.71	\$ 1,443.52	\$ 1,636.43		\$ 296.73
7806 GALE RD.	WATERFORD	48327	OAKLAND	GW-AVPN18.75M	3	\$ 366.67	\$ 447.60	\$ 602.56	\$ 772.13	\$ 1,085.71	\$ 1,443.52	\$ 1,636.43		\$ 296.73
825 S. CHESTNUT ST.	REED CITY	49677	OSCEOLA	GW-AVPN300M	3	\$ 394.51	\$ 458.73	\$ 594.77	\$ 746.52	\$ 975.48	\$ 1,498.09	\$ 1,691.00		\$ 296.73
8585 N. CROSWELL RD.	ST. LOUIS	48880	GRATIOT	10M AVPN10M	3	\$ 377.81	\$ 458.73	\$ 594.77	\$ 690.84	\$ 1,175.91	\$ 1,470.25	\$ 1,663.16		\$ 296.73
8650 ALGOMA NE AVE.	ROCKFORD	49341	KENT	GW-AVPN18.75M	3	\$ 366.67	\$ 447.60	\$ 602.56	\$ 772.13	\$ 1,085.71	\$ 1,443.52	\$ 1,636.43		\$ 296.73
90 W. SANILAC RD.	SANDUSKY	48471	SANILAC	20M AVPN20M	3	\$ 394.51	\$ 458.73	\$ 594.77	\$ 746.52	\$ 975.48	\$ 1,498.09	\$ 1,691.00		\$ 296.73
G-4481 CORUNNA RD.	FLINT	48532	GENESEE	50M AVPN50M	3	\$ 366.67	\$ 447.60	\$ 505.69	\$ 596.20	\$ 866.35	\$ 1,158.46	\$ 1,351.37		\$ 296.73
G-5512 FENTON RD.	FLINT	48507	GENESEE	20M AVPN20M	3	\$ 366.67	\$ 447.60	\$ 505.69	\$ 596.20	\$ 866.35	\$ 1,158.46	\$ 1,351.37		\$ 296.73
US-2 NORTH (1916 N Stephenson Ave)	IRON MOUNTAIN	49801	DICKINSON	GW-AVPN300M	3	\$ 536.49	\$ 612.40	\$ 745.09	\$ 852.31	\$ 1,170.34	\$ 1,718.57	\$ 1,911.48		\$ 296.73
US-2/M-41 (W399 US-2)	HARRIS	49845	MENOMINEE	20M AVPN20M	3	\$ 439.05	\$ 503.28	\$ 683.85	\$ 791.06	\$ 1,170.34	\$ 1,470.25	\$ 1,663.16		\$ 296.73
Lumen Tailored Managed Services Total														\$ 204,446.97
Lumen Program Management Services for the State of Michigan WAN Contract Monthly Recurring Charge														\$ 8,243.70

Circuit Type: Copper 10/20 Mbps / Fiber 50 Mbps+

Additional Service Description: Lumen IPVPN (MPLS) Service

All prices are exclusive of any applicable taxes, fees, and surcharges.

SD-WAN Pricing Note: The pricing listed is a monthly recurring charge for Lumen Tailored Managed Service which includes the Cisco SD-WAN device, associated support, configuration, on-site installation, full management, reporting and on-going service management.

The price listed above is an average on a per device basis per location. Lumen utilized the current bandwidth rounded up to the pricing bandwidth increments for the hardware selection. Upon selection, Lumen will work with the State of Michigan to determine the required bandwidth per location to determine the actual hardware needed which may affect the pricing. Lumen is available to discuss the pricing for this SD-WAN device which will be the managed site edge device for the State of Michigan network circuits.

\*Individual Case Basis - Additional information/clarification needed to provide pricing.

Lumen has additional bandwidth sizes available upon request. Pricing varies.

Lumen can provide TDM access where available as some carriers are ending support for TDM services.

Pricing varies.

### DIA Monthly Recurring Charges

Address	CITY	ZIP	COUNTY	Current bandwidth Down/Up	COS (Class of Service)	10M	20M	50M	100M	250M	500M	1G	10G	SD-WAN
Hosting Center LSHC	Dimondale	48821	Ingham	10G/10G	2	\$ 357.13	\$ 435.33	\$ 576.75	\$ 753.34	\$ 958.26	\$ 1,386.86	\$ 1,545.59	\$ 5,390.43	\$ 296.73
Hosting Center Mason	Lansing	48933	Ingham	10G/10G	2	\$ 329.82	\$ 405.37	\$ 468.05	\$ 570.40	\$ 744.83	\$ 969.50	\$ 1,128.23	\$ 4,145.40	\$ 296.73
248 STATE PARK RD.	HARRISVILLE	48740	ALCONA	20/3 GW-GW	4	\$ 701.54	\$ 936.68	\$ 1,197.15	\$ 1,477.13	\$ 2,295.82	\$ 2,719.33	\$ 2,878.06		\$ 296.73
205 STATE ST.	HARRISVILLE	48740	ALCONA	15/2 GW-GW	3	\$ 701.54	\$ 936.68	\$ 1,197.15	\$ 1,477.13	\$ 2,295.82	\$ 2,719.33	\$ 2,878.06		\$ 296.73
106 FIFTH ST.	HARRISVILLE	48740	ALCONA	20M/20M	3	\$ 419.97	\$ 479.60	\$ 658.94	\$ 798.41	\$ 1,116.00	\$ 1,383.10	\$ 1,541.83		\$ 296.73
410 E. MAIN ST.	HARRISVILLE	48740	ALCONA	100/7 GW-GW	3	\$ 701.54	\$ 936.68	\$ 1,197.15	\$ 1,477.13	\$ 2,295.82	\$ 2,719.33	\$ 2,878.06		\$ 296.73
418 MILL ST.	MUNISING	49862	ALGER	100/100 GW-GW	4	\$ 1,632.72	\$ 1,958.24	\$ 2,207.01	\$ 2,777.25	\$ 3,201.65	\$ 3,671.25	\$ 3,829.98		\$ 296.73
6141 N. INDUSTRIAL PARK DR.	MUNISING	49862	ALGER	50M/50M	3	\$ 435.08	\$ 496.57	\$ 682.53	\$ 825.72	\$ 1,153.12	\$ 1,430.29	\$ 1,589.02		\$ 296.73
101 COURT ST.	MUNISING	49862	ALGER	20M/20M	3	\$ 414.66	\$ 474.30	\$ 643.03	\$ 771.90	\$ 1,121.31	\$ 1,367.19	\$ 1,525.92		\$ 296.73
413 MAPLE ST. SUITE 1	MUNISING	49862	ALGER	20M/20M	3	\$ 414.66	\$ 474.30	\$ 643.03	\$ 771.90	\$ 1,121.31	\$ 1,367.19	\$ 1,525.92		\$ 296.73
640 RIVER ST.	ALLEGAN	49010	ALLEGAN	25/25 GW-GW	3	\$ 568.97	\$ 671.56	\$ 825.97	\$ 1,105.96	\$ 1,820.18	\$ 2,171.05	\$ 2,329.78		\$ 296.73
430 WESTERN AVE.	ALLEGAN	49010	ALLEGAN	20M/20M	3	\$ 435.87	\$ 511.42	\$ 611.21	\$ 729.48	\$ 1,009.95	\$ 1,287.65	\$ 1,446.38		\$ 296.73
3283 122ND ST.	ALLEGAN	49010	ALLEGAN	50M/50M	3	\$ 568.97	\$ 671.56	\$ 825.97	\$ 1,105.96	\$ 1,820.18	\$ 2,171.05	\$ 2,329.78		\$ 296.73
5252 E. M-89	FENNVILLE	49408	ALLEGAN	25/10 GW-GW	3	\$ 345.73	\$ 421.28	\$ 1,197.15	\$ 1,476.07	\$ 1,820.18	\$ 2,171.05	\$ 2,329.78		\$ 296.73
11611 W. PINE LAKE RD.	PLAINWELL	49080	ALLEGAN	20M/20M	3	\$ 1,632.72	\$ 1,958.24	\$ 2,207.01	\$ 2,777.25	\$ 3,201.65	\$ 3,671.25	\$ 3,829.98		\$ 296.73
621 N. 10TH ST.	PLAINWELL	49080	ALLEGAN	20M/20M	3	\$ 512.23	\$ 595.20	\$ 701.36	\$ 830.23	\$ 1,116.00	\$ 1,603.68	\$ 1,762.41		\$ 296.73
596 N. 11TH ST.	PLAINWELL	49080	ALLEGAN	20M/20M	3	\$ 512.23	\$ 595.20	\$ 701.36	\$ 830.23	\$ 1,116.00	\$ 1,603.68	\$ 1,762.41		\$ 296.73
3461 BLUE STAR HWY STE. 1	SAUGATUCK	49453	ALLEGAN	100/100 GW-GW	3	\$ 345.73	\$ 421.28	\$ 1,197.15	\$ 1,476.07	\$ 1,820.18	\$ 2,171.05	\$ 2,329.78		\$ 296.73
544 N. MAIN ST.	WAYLAND	49348	ALLEGAN	100/100 GW-GW	4	\$ 512.23	\$ 595.20	\$ 701.36	\$ 830.23	\$ 1,116.00	\$ 1,603.68	\$ 1,762.41		\$ 296.73
720 W. CHISHOLM ST.	ALPENA	49707	ALPENA	20M/20M	3	\$ 435.87	\$ 511.42	\$ 611.21	\$ 729.48	\$ 1,009.95	\$ 1,287.65	\$ 1,446.38		\$ 296.73
3283 W. WASHINGTON AVE.	ALPENA	49707	ALPENA	100/100 GW-GW	4	\$ 435.87	\$ 511.42	\$ 611.21	\$ 729.48	\$ 1,009.95	\$ 1,287.65	\$ 1,446.38		\$ 296.73
1540 AIRPORT RD.	ALPENA	49707	ALPENA	20M/20M	3	\$ 568.97	\$ 671.56	\$ 825.97	\$ 1,105.96	\$ 2,083.72	\$ 2,401.18	\$ 2,559.91		\$ 296.73
160 E. FLETCHER ST.	ALPENA	49707	ALPENA	50/50 GW-GW	4	\$ 568.97	\$ 671.56	\$ 825.97	\$ 1,105.96	\$ 2,083.72	\$ 2,401.18	\$ 2,559.91		\$ 296.73
2666 S. US-23	ALPENA	49707	ALPENA	20M/20M	3	\$ 414.66	\$ 474.30	\$ 611.21	\$ 729.48	\$ 1,009.95	\$ 1,287.65	\$ 1,446.38		\$ 296.73
4607 M-88 SOUTH	BELLAIRE	49615	ANTRIM	100/100 GW-GW	4	\$ 457.08	\$ 522.02	\$ 711.96	\$ 867.34	\$ 1,200.84	\$ 1,547.48	\$ 1,706.21		\$ 296.73
207 E CAYUGA	BELLAIRE	49615	ANTRIM	20M/20M	3	\$ 414.66	\$ 474.30	\$ 643.03	\$ 771.90	\$ 1,121.31	\$ 1,367.19	\$ 1,525.92		\$ 296.73
120 N. GROVE ST.	STANDISH	48658	ARENAC	20M/20M	3	\$ 506.93	\$ 577.17	\$ 701.36	\$ 830.23	\$ 1,116.00	\$ 1,603.68	\$ 1,762.41		\$ 296.73
120 N. GROVE ST.	STANDISH	48658	ARENAC	20M/20M	3	\$ 506.93	\$ 577.17	\$ 701.36	\$ 830.23	\$ 1,116.00	\$ 1,603.68	\$ 1,762.41		\$ 296.73
529 S. MAIN	STANDISH	48658	ARENAC	20M/20M	3	\$ 414.66	\$ 474.30	\$ 643.03	\$ 771.90	\$ 1,116.00	\$ 1,367.19	\$ 1,525.92		\$ 296.73
108 MAIN ST.	BARAGA	49908	BARAGA	20M/20M	3	\$ 1,632.72	\$ 1,958.24	\$ 2,207.01	\$ 2,777.25	\$ 3,201.65	\$ 3,671.25	\$ 3,829.98		\$ 296.73
427 N. US-41	BARAGA	49908	BARAGA	20M/20M	4	\$ 414.66	\$ 474.30	\$ 643.03	\$ 771.90	\$ 1,121.31	\$ 1,367.19	\$ 1,525.92		\$ 296.73
13924 WADAGA RD.	BARAGA	49908	BARAGA	50M/50M	3	\$ 1,890.36	\$ 2,981.32	\$ 3,039.22	\$ 3,704.18	\$ 3,943.30	\$ 5,582.68	\$ 5,741.41		\$ 296.73
115 FRONT ST.	L'ANSE	49946	BARAGA	25/5 GW-GW	4	\$ 419.97	\$ 479.60	\$ 658.94	\$ 798.41	\$ 1,116.00	\$ 1,383.10	\$ 1,541.83		\$ 296.73
301 WINTER ST.	L'ANSE	49946	BARAGA	20M/20M	3	\$ 1,632.72	\$ 1,958.24	\$ 2,207.01	\$ 2,777.25	\$ 3,201.65	\$ 3,671.25	\$ 3,829.98		\$ 296.73
12 N. THIRD ST.	L'ANSE	49946	BARAGA	20M/20M	3	\$ 414.66	\$ 474.30	\$ 643.03	\$ 771.90	\$ 1,121.31	\$ 1,367.19	\$ 1,525.92		\$ 296.73
1127 W. STATE ST.	HASTINGS	49058	BARRY	60/10 GW-GW	3	\$ 512.23	\$ 595.20	\$ 701.36	\$ 830.23	\$ 1,116.00	\$ 1,603.68	\$ 1,762.41		\$ 296.73
206 W. COURT ST.	HASTINGS	49058	BARRY	100/100 GW-GW	3	\$ 316.35	\$ 383.74	\$ 478.13	\$ 646.76	\$ 846.64	\$ 1,082.98	\$ 1,241.71		\$ 296.73
1212 W. STATE ST.	HASTINGS	49058	BARRY	20M/20M	3	\$ 512.23	\$ 595.20	\$ 701.36	\$ 830.23	\$ 1,116.00	\$ 1,603.68	\$ 1,762.41		\$ 296.73
430 BARFIELD DR.	HASTINGS	49058	BARRY	20M/20M	3	\$ 512.23	\$ 595.20	\$ 701.36	\$ 830.23	\$ 1,116.00	\$ 1,603.68	\$ 1,762.41		\$ 296.73
1300 E. QUIMBY RD.	HASTINGS	49058	BARRY	20M/20M	3	\$ 512.23	\$ 595.20	\$ 701.36	\$ 830.23	\$ 1,116.00	\$ 1,603.68	\$ 1,762.41		\$ 296.73
1611 S. HANOVER	HASTINGS	49058	BARRY	20M/20M	3	\$ 512.23	\$ 595.20	\$ 701.36	\$ 830.23	\$ 1,116.00	\$ 1,603.68	\$ 1,762.41		\$ 296.73
2104 S. BRIGGS RD.	MIDDLEVILLE	49333	BARRY	20/3 GW-GW	4	\$ 512.23	\$ 595.20	\$ 701.36	\$ 830.23	\$ 1,116.00	\$ 1,603.68	\$ 1,762.41		\$ 296.73
3580 N. STATE PARK DR.	BANGOR	48706	BAY	20M/20M	3	\$ 419.97	\$ 479.60	\$ 658.94	\$ 798.41	\$ 1,116.00	\$ 1,383.10	\$ 1,541.83		\$ 296.73
2590 E. WILDER RD.	BAY CITY	48706	BAY	100M/100M	3	\$ 506.93	\$ 577.17	\$ 701.36	\$ 830.23	\$ 1,116.00	\$ 1,603.68	\$ 1,762.41		\$ 296.73
3202 S. EUCLID	BAY CITY	48706	BAY	100/7 GW-GW	4	\$ 457.08	\$ 522.02	\$ 701.36	\$ 830.23	\$ 1,116.00	\$ 1,547.48	\$ 1,706.21		\$ 296.73
1700 MARQUETTE ST.	BAY CITY	48706	BAY	25/10 GW-GW	3	\$ 512.23	\$ 595.20	\$ 701.36	\$ 830.23	\$ 1,116.00	\$ 1,603.68	\$ 1,762.41		\$ 296.73
1007 N. EUCLID AVE.	BAY CITY	48706	BAY	20M/20M	3	\$ 404.06	\$ 426.58	\$ 473.35	\$ 586.31	\$ 826.49	\$ 1,070.25	\$ 1,228.98		\$ 296.73
1230 WASHINGTON AVE.	BAY CITY	48708	BAY	20M/20M	3	\$ 419.97	\$ 479.60	\$ 658.94	\$ 798.41	\$ 1,116.00	\$ 1,383.10	\$ 1,541.83		\$ 296.73
401 KETCHUM	BAY CITY	48706	BAY	50M/50M	3	\$ 506.93	\$ 577.17	\$ 701.36	\$ 830.23	\$ 1,116.00	\$ 1,603.68	\$ 1,762.41		\$ 296.73
1399 W. CENTER RD.	ESSEXVILLE	48732	BAY	50M/50M	3	\$ 414.66	\$ 474.30	\$ 643.03	\$ 771.90	\$ 1,116.00	\$ 1,367.19	\$ 1,525.92		\$ 296.73
15210 US-31	BEULAH	49617	BENZIE	20M/20M	3	\$ 656.05	\$ 713.92	\$ 886.94	\$ 1,182.46	\$ 1,564.44	\$ 2,586.51	\$ 2,745.24		\$ 296.73
448 COURT PLAZA	BEULAH	49617	BENZIE	20M/20M	3	\$ 419.97	\$ 479.60	\$ 658.94	\$ 798.41	\$ 1,116.00	\$ 1,383.10	\$ 1,541.83		\$ 296.73

3061 COLOMA RD.	BENTON HARBOR	49022	BERRIEN	100/100 GW-GW	4	\$ 382.85	\$ 479.60	\$ 637.73	\$ 830.23	\$ 1,116.00	\$ 1,457.33	\$ 1,616.06	\$ 296.73
1960 MALL PLACE	BENTON HARBOR	49022	BERRIEN	20M/20M	3	\$ 382.85	\$ 479.60	\$ 637.73	\$ 830.23	\$ 1,116.00	\$ 1,457.33	\$ 1,616.06	\$ 296.73
3880 RED ARROW HWY.	BENTON HARBOR	49022	BERRIEN	50M/50M	3	\$ 382.85	\$ 479.60	\$ 637.73	\$ 830.23	\$ 1,116.00	\$ 1,457.33	\$ 1,616.06	\$ 296.73
497 WAUKONDA	BENTON HARBOR	49022	BERRIEN	20M/20M	3	\$ 382.85	\$ 479.60	\$ 611.21	\$ 729.48	\$ 1,009.95	\$ 1,287.65	\$ 1,446.38	\$ 296.73
401 EIGHTH ST.	BENTON HARBOR	49022	BERRIEN	50M/50M	3	\$ 382.85	\$ 479.60	\$ 611.21	\$ 729.48	\$ 1,009.95	\$ 1,287.65	\$ 1,446.38	\$ 296.73

### DIA Monthly Recurring Charges

Address	CITY	ZIP	COUNTY	Current bandwidth Down/Up	COS (Class of Service)	10M	20M	50M	100M	250M	500M	1G	10G	SD-WAN
11630 WILSON RD.	NEW BUFFALO	49117	BERRIEN	20M/20M	3	\$ 382.85	\$ 479.60	\$ 637.73	\$ 830.23	\$ 1,116.00	\$ 1,457.33	\$ 1,616.06	\$ 296.73	
1205 N. FRONT ST.	NILES	49120	BERRIEN	20M/20M	3	\$ 382.85	\$ 479.60	\$ 611.21	\$ 729.48	\$ 1,009.95	\$ 1,287.65	\$ 1,446.38	\$ 296.73	
1600 SILVERBROOK	NILES	49120	BERRIEN	20M/20M	3	\$ 345.73	\$ 421.28	\$ 637.73	\$ 830.23	\$ 1,116.00	\$ 1,457.33	\$ 1,616.06	\$ 296.73	
110 E. MAIN ST.	NILES	49120	BERRIEN	20M/20M	3	\$ 345.73	\$ 421.28	\$ 611.21	\$ 729.48	\$ 1,009.95	\$ 1,287.65	\$ 1,446.38	\$ 296.73	
33971 E. US-12	NILES	49120	BERRIEN	20M/20M	3	\$ 382.85	\$ 479.60	\$ 637.73	\$ 830.23	\$ 1,116.00	\$ 1,457.33	\$ 1,616.06	\$ 296.73	
12032 RED ARROW HWY.	SAWYER	49125	BERRIEN	10M/10M	3	\$ 382.85	\$ 479.60	\$ 611.21	\$ 729.48	\$ 1,009.95	\$ 1,287.65	\$ 1,446.38	\$ 296.73	
5948 SAWYER RD.	SAWYER	49125	BERRIEN	20M/20M	3	\$ 382.85	\$ 479.60	\$ 637.73	\$ 867.34	\$ 1,142.52	\$ 1,457.33	\$ 1,616.06	\$ 296.73	
811 PORT ST.	ST. JOSEPH	49085	BERRIEN	20M/20M	3	\$ 382.85	\$ 479.60	\$ 637.73	\$ 830.23	\$ 1,116.00	\$ 1,457.33	\$ 1,616.06	\$ 296.73	
186 E. STATE ST.	COLDWATER	49036	BRANCH	20M/20M	3	\$ 568.97	\$ 671.56	\$ 825.97	\$ 1,105.96	\$ 1,820.18	\$ 2,171.05	\$ 2,329.78	\$ 296.73	
141 FIRST ST.	COLDWATER	49036	BRANCH	50M/50M	3	\$ 414.66	\$ 474.30	\$ 643.03	\$ 771.90	\$ 1,121.31	\$ 1,367.19	\$ 1,525.92	\$ 296.73	
388 KEITH WILHELM DR.	COLDWATER	49036	BRANCH	20M/20M	3	\$ 568.97	\$ 671.56	\$ 825.97	\$ 1,105.96	\$ 1,820.18	\$ 2,171.05	\$ 2,329.78	\$ 296.73	
7 VAN AVE.	COLDWATER	49036	BRANCH	20M/20M	3	\$ 419.97	\$ 479.60	\$ 658.94	\$ 798.41	\$ 1,116.00	\$ 1,383.10	\$ 1,541.83	\$ 296.73	
31 DIVISION ST.	COLDWATER	49036	BRANCH	20M/20M	3	\$ 419.97	\$ 479.60	\$ 658.94	\$ 798.41	\$ 1,116.00	\$ 1,383.10	\$ 1,541.83	\$ 296.73	
34 N. MICHIGAN AVE.	COLDWATER	49036	BRANCH	20M/20M	3	\$ 435.87	\$ 511.42	\$ 611.21	\$ 729.48	\$ 1,009.95	\$ 1,287.65	\$ 1,446.38	\$ 296.73	
308 S. SUPERIOR	ALBION	49224	CALHOUN	20M/20M	3	\$ 506.93	\$ 577.17	\$ 701.36	\$ 830.23	\$ 1,116.00	\$ 1,603.68	\$ 1,762.41	\$ 296.73	
2501 26TH ST.	AUGUSTA	49012	CALHOUN	50/50 GW-GW	3	\$ 382.85	\$ 479.60	\$ 611.21	\$ 729.48	\$ 1,009.95	\$ 1,287.65	\$ 1,446.38	\$ 296.73	
5500 ARMSTRONG RD.	BATTLE CREEK	49016	CALHOUN	20M/20M	3	\$ 506.93	\$ 577.17	\$ 701.36	\$ 830.23	\$ 1,116.00	\$ 1,603.68	\$ 1,762.41	\$ 296.73	
161 E. MICHIGAN AVE.	BATTLE CREEK	49014	CALHOUN	20M/20M	3	\$ 345.73	\$ 421.28	\$ 473.35	\$ 586.31	\$ 826.49	\$ 1,070.25	\$ 1,228.98	\$ 296.73	
190 E. MICHIGAN AVE.	BATTLE CREEK	49016	CALHOUN	20M/20M	3	\$ 345.73	\$ 421.28	\$ 473.35	\$ 586.31	\$ 826.49	\$ 1,070.25	\$ 1,228.98	\$ 296.73	
5420 BECKLEY RD. SUITE L	BATTLE CREEK	49015	CALHOUN	20M/20M	3	\$ 506.93	\$ 577.17	\$ 701.36	\$ 830.23	\$ 1,116.00	\$ 1,603.68	\$ 1,762.41	\$ 296.73	
424 RIVERSIDE DR.	BATTLE CREEK	49015	CALHOUN	20M/20M	3	\$ 506.93	\$ 577.17	\$ 701.36	\$ 830.23	\$ 1,116.00	\$ 1,603.68	\$ 1,762.41	\$ 296.73	
714 N. BREWER	MARSHALL	49068	CALHOUN	150/150 GW-GW	3	\$ 512.23	\$ 595.20	\$ 701.36	\$ 830.23	\$ 1,116.00	\$ 1,603.68	\$ 1,762.41	\$ 296.73	
1242 S. KALAMAZOO AVE.	MARSHALL	49068	CALHOUN	20M/20M	3	\$ 512.23	\$ 595.20	\$ 701.36	\$ 830.23	\$ 1,116.00	\$ 1,603.68	\$ 1,762.41	\$ 296.73	
15300 W. MICHIGAN AVE.	MARSHALL	49068	CALHOUN	20M/20M	3	\$ 506.93	\$ 577.17	\$ 701.36	\$ 830.23	\$ 1,116.00	\$ 1,603.68	\$ 1,762.41	\$ 296.73	
325 N. M-62	CASSOPOLIS	49031	CASS	20M/20M	3	\$ 382.85	\$ 479.60	\$ 611.21	\$ 729.48	\$ 1,009.95	\$ 1,287.65	\$ 1,446.38	\$ 296.73	
110 N. BROADWAY	CASSOPOLIS	49031	CASS	20M/20M	3	\$ 382.85	\$ 479.60	\$ 611.21	\$ 729.48	\$ 1,009.95	\$ 1,287.65	\$ 1,446.38	\$ 296.73	
601-C N. FRONT ST.	DOWAGIAC	49047	CASS	20M/20M	3	\$ 382.85	\$ 479.60	\$ 637.73	\$ 867.34	\$ 1,142.52	\$ 1,457.33	\$ 1,616.06	\$ 296.73	
61535 M-40	JONES	49061	CASS	20M/20M	3	\$ 435.87	\$ 511.42	\$ 611.21	\$ 729.48	\$ 1,009.95	\$ 1,287.65	\$ 1,446.38	\$ 296.73	
96 GRANT ST.	CHARLEVOIX	49720	CHARLEVOIX	60/5 GW-GW	4	\$ 419.97	\$ 479.60	\$ 658.94	\$ 798.41	\$ 1,116.00	\$ 1,383.10	\$ 1,541.83	\$ 296.73	
301 STATE ST.	CHARLEVOIX	49720	CHARLEVOIX	20M/20M	3	\$ 419.97	\$ 479.60	\$ 611.21	\$ 729.48	\$ 1,009.95	\$ 1,287.65	\$ 1,446.38	\$ 296.73	
120 A. ST.	CHEBOYGAN	49721	CHEBOYGAN	20/3 GW-GW	4	\$ 419.97	\$ 479.60	\$ 658.94	\$ 798.41	\$ 1,116.00	\$ 1,383.10	\$ 1,541.83	\$ 296.73	
870 S. MAIN ST.	CHEBOYGAN	49721	CHEBOYGAN	20M/20M	3	\$ 414.66	\$ 474.30	\$ 611.21	\$ 729.48	\$ 1,009.95	\$ 1,287.65	\$ 1,446.38	\$ 296.73	
827 S. HURON ST.	CHEBOYGAN	49721	CHEBOYGAN	20M/20M	3	\$ 435.87	\$ 511.42	\$ 611.21	\$ 729.48	\$ 1,009.95	\$ 1,287.65	\$ 1,446.38	\$ 296.73	
300 S. MILL ST.	CHEBOYGAN	49721	CHEBOYGAN	20M/20M	3	\$ 414.66	\$ 474.30	\$ 611.21	\$ 729.48	\$ 1,009.95	\$ 1,287.65	\$ 1,446.38	\$ 296.73	
6984 M-68	INDIAN RIVER	49749	CHEBOYGAN	60/5 GW-GW	3	\$ 512.23	\$ 595.20	\$ 701.36	\$ 830.23	\$ 1,116.00	\$ 1,603.68	\$ 1,762.41	\$ 296.73	
207 SINCLAIR ST.	MACKINAW CITY	49701	CHEBOYGAN	20M/20M	3	\$ 897.19	\$ 1,078.79	\$ 1,205.09	\$ 1,381.69	\$ 2,001.52	\$ 2,692.82	\$ 2,851.55	\$ 296.73	
4269 W. M-80 RD.	KINCHELOE	49788	CHIPPEWA	100M/100M	3	\$ 414.66	\$ 474.30	\$ 643.03	\$ 771.90	\$ 1,121.31	\$ 1,367.19	\$ 1,525.92	\$ 296.73	
3900 I-75	SAULT STE. MARIE	49783	CHIPPEWA	100/100 GW-GW	3	\$ 897.19	\$ 1,078.79	\$ 1,205.09	\$ 1,381.69	\$ 2,001.52	\$ 2,692.82	\$ 2,851.55	\$ 296.73	
934 BRIDGE PLAZA	SAULT STE. MARIE	49783	CHIPPEWA	20M/20M	3	\$ 897.19	\$ 1,078.79	\$ 1,205.09	\$ 1,381.69	\$ 2,001.52	\$ 2,692.82	\$ 2,851.55	\$ 296.73	
325 COURT ST.	SAULT STE. MARIE	49783	CHIPPEWA	20M/20M	3	\$ 897.19	\$ 1,078.79	\$ 1,205.09	\$ 1,381.69	\$ 2,001.52	\$ 2,692.82	\$ 2,851.55	\$ 296.73	
2700 DAVITT ST.	SAULT STE. MARIE	49783	CHIPPEWA	20M/20M	3	\$ 897.19	\$ 1,078.79	\$ 1,205.09	\$ 1,381.69	\$ 2,001.52	\$ 2,692.82	\$ 2,851.55	\$ 296.73	
4131 S. M-129	SAULT STE. MARIE	49783	CHIPPEWA	20M/20M	4	\$ 897.19	\$ 1,078.79	\$ 1,205.09	\$ 1,381.69	\$ 2,001.52	\$ 2,692.82	\$ 2,851.55	\$ 296.73	
463 E. THREE MILE RD.	SAULT STE. MARIE	49783	CHIPPEWA	20M/20M	3	\$ 897.19	\$ 1,078.79	\$ 1,205.09	\$ 1,381.69	\$ 2,001.52	\$ 2,692.82	\$ 2,851.55	\$ 296.73	
8540 S. CLARE AVE.	CLARE	48617	CLARE	20M/20M	3	\$ 512.23	\$ 595.20	\$ 701.36	\$ 830.23	\$ 1,116.00	\$ 1,603.68	\$ 1,762.41	\$ 296.73	
255 W. MAIN ST.	HARRISON	48625	CLARE	20M/20M	3	\$ 506.93	\$ 577.17	\$ 701.36	\$ 830.23	\$ 1,116.00	\$ 1,603.68	\$ 1,762.41	\$ 296.73	

725 RICHARD ST.	HARRISON	48625	CLARE	20M/20M	3	\$ 512.23	\$ 595.20	\$ 701.36	\$ 830.23	\$ 1,116.00	\$ 1,603.68	\$ 1,762.41	\$ 296.73
1041 US-27	ST. JOHNS	48879	CLINTON	20M/20M	3	\$ 642.67	\$ 823.21	\$ 1,197.15	\$ 1,476.07	\$ 1,820.18	\$ 2,171.05	\$ 2,329.78	\$ 296.73
100 W. STATE ST.	ST. JOHNS	49735	CLINTON	20M/20M	3	\$ 642.67	\$ 823.21	\$ 1,197.15	\$ 1,476.07	\$ 1,820.18	\$ 2,171.05	\$ 2,329.78	\$ 296.73
105 TOLLES RD.	ST. JOHNS	48879	CLINTON	20M/20M	3	\$ 435.87	\$ 511.42	\$ 611.21	\$ 729.48	\$ 1,009.95	\$ 1,287.65	\$ 1,446.38	\$ 296.73
200 W. MICHIGAN AVE.	GRAYLING	49738	CRAWFORD	20M/20M	3	\$ 435.87	\$ 511.42	\$ 611.21	\$ 729.48	\$ 1,009.95	\$ 1,287.65	\$ 1,446.38	\$ 296.73
103 JAMES ST.	GRAYLING	49738	CRAWFORD	100/100GW-AVPV	3	\$ 435.87	\$ 511.42	\$ 611.21	\$ 729.48	\$ 1,009.95	\$ 1,287.65	\$ 1,446.38	\$ 296.73
4616 RANGER RD.	GRAYLING	49738	CRAWFORD	20M/20M	3	\$ 701.54	\$ 936.68	\$ 1,197.15	\$ 1,477.13	\$ 2,295.82	\$ 2,719.33	\$ 2,878.06	\$ 296.73
230 HURON	GRAYLING	49738	CRAWFORD	20M/20M	3	\$ 642.67	\$ 823.21	\$ 1,197.15	\$ 1,476.07	\$ 1,820.18	\$ 2,171.05	\$ 2,329.78	\$ 296.73
10 N. HOWES LAKE RD.	GRAYLING	49738	CRAWFORD	20M/20M	3	\$ 507.46	\$ 585.65	\$ 715.94	\$ 976.05	\$ 1,487.18	\$ 1,831.16	\$ 1,989.89	\$ 296.73
2384 I-75	GRAYLING	48738	CRAWFORD	20M/20M	3	\$ 642.67	\$ 823.21	\$ 1,197.15	\$ 1,476.07	\$ 1,820.18	\$ 2,171.05	\$ 2,329.78	\$ 296.73
1955 N. HARTWICK PINES	GRAYLING	49738	CRAWFORD	20M/20M	3	\$ 642.67	\$ 823.21	\$ 1,197.15	\$ 1,476.07	\$ 1,820.18	\$ 2,171.05	\$ 2,329.78	\$ 296.73
203 1ST ST.	GRAYLING	49738	CRAWFORD	50/50 GW-GW	3	\$ 1,632.72	\$ 1,958.24	\$ 2,207.01	\$ 2,777.25	\$ 3,201.65	\$ 3,671.25	\$ 3,829.98	\$ 296.73

#### DIA Monthly Recurring Charges

Address	CITY	ZIP	COUNTY	Current bandwidth Down/Up	COS (Class of Service)	10M	20M	50M	100M	250M	500M	1G	10G	SD-WAN
305 LUDINGTON	ESCANABA	49829	DELTA	20M/20M	3	\$ 512.23	\$ 595.20	\$ 701.36	\$ 830.23	\$ 1,116.00	\$ 1,603.68	\$ 1,762.41		\$ 296.73
310 LUDINGTON	ESCANABA	49829	DELTA	20M/20M	3	\$ 414.66	\$ 474.30	\$ 643.03	\$ 771.90	\$ 1,116.00	\$ 1,367.19	\$ 1,525.92		\$ 296.73
2425 N. 30TH	ESCANABA	49829	DELTA	50M/50M	3	\$ 506.93	\$ 577.17	\$ 701.36	\$ 830.23	\$ 1,116.00	\$ 1,603.68	\$ 1,762.41		\$ 296.73
1818 N. THIRD AVE.	ESCANABA	49829	DELTA	50M/50M	3	\$ 435.87	\$ 511.42	\$ 611.21	\$ 729.48	\$ 1,009.95	\$ 1,287.65	\$ 1,446.38		\$ 296.73
13700 13.25 LN.	GARDEN	49835	DELTA	1M/1M	3	\$ 656.05	\$ 713.92	\$ 886.94	\$ 1,182.46	\$ 1,564.44	\$ 2,586.51	\$ 2,745.24		\$ 296.73
922 LAKESHORE DR.	GLADSTONE	49837	DELTA	100/100 GW-GW	4	\$ 512.23	\$ 595.20	\$ 701.36	\$ 830.23	\$ 1,116.00	\$ 1,603.68	\$ 1,762.41		\$ 296.73
6833 US-2	GLADSTONE	49837	DELTA	20M/20M	4	\$ 512.23	\$ 595.20	\$ 701.36	\$ 830.23	\$ 1,116.00	\$ 1,603.68	\$ 1,762.41		\$ 296.73
816 CLARK DR.	GLADSTONE	49837	DELTA	20M/20M	3	\$ 506.93	\$ 577.17	\$ 701.36	\$ 830.23	\$ 1,116.00	\$ 1,603.68	\$ 1,762.41		\$ 296.73
US-2 NORTH	IRON MOUNTAIN	49801	DICKINSON	100/100 GW-GW	4	\$ 526.95	\$ 600.13	\$ 727.07	\$ 859.13	\$ 1,153.12	\$ 1,661.91	*ICB		\$ 296.73
300 E. D. ST.	IRON MOUNTAIN	49801	DICKINSON	20M/20M	3	\$ 435.87	\$ 511.42	\$ 611.21	\$ 729.48	\$ 1,009.95	\$ 1,287.65	\$ 1,446.38		\$ 296.73
1044 S. STEPHENSON AVE.	IRON MOUNTAIN	49801	DICKINSON	20M/20M	4	\$ 512.23	\$ 595.20	\$ 701.36	\$ 830.23	\$ 1,116.00	\$ 1,603.68	\$ 1,762.41		\$ 296.73
520 W. US-2 HWY.	NORWAY	49870	DICKINSON	20M/20M	3	\$ 512.23	\$ 595.20	\$ 701.36	\$ 830.23	\$ 1,116.00	\$ 1,603.68	\$ 1,762.41		\$ 296.73
1401 CARPENTER AVE.	IRON MOUNTAIN	49801	DICKINSON	20M/20M	3	\$ 507.46	\$ 578.23	\$ 701.36	\$ 830.23	\$ 1,116.00	\$ 1,603.68	\$ 1,762.41		\$ 296.73
1067 E911 BLVD.	CHARLOTTE	48813	EATON	20M/20M	3	\$ 384.97	\$ 446.46	\$ 576.75	\$ 753.34	\$ 958.26	\$ 1,307.80	\$ 1,466.53		\$ 296.73
1067 E911 BLVD.	CHARLOTTE	48813	EATON	20M/20M	3	\$ 384.97	\$ 446.46	\$ 576.75	\$ 753.34	\$ 958.26	\$ 1,307.80	\$ 1,466.53		\$ 296.73
1050 INDEPENDENCE BLVD.	CHARLOTTE	48813	EATON	20M/20M	3	\$ 506.93	\$ 577.17	\$ 701.36	\$ 830.23	\$ 1,116.00	\$ 1,603.68	\$ 1,762.41		\$ 296.73
905 PAINE DR.	CHARLOTTE	48813	EATON	20M/20M	3	\$ 512.23	\$ 595.20	\$ 701.36	\$ 830.23	\$ 1,116.00	\$ 1,603.68	\$ 1,762.41		\$ 296.73
8258 S. AYR RD.	ALANSON	49706	EMMET	20/3 GW-GW	4	\$ 435.87	\$ 511.42	\$ 611.21	\$ 729.48	\$ 1,009.95	\$ 1,287.65	\$ 1,446.38		\$ 296.73
1200 M-119	PETOSKEY	49770	EMMET	100/100 GW-GW	4	\$ 435.87	\$ 511.42	\$ 611.21	\$ 729.48	\$ 1,009.95	\$ 1,287.65	\$ 1,446.38		\$ 296.73
200 DIVISION ST.	PETOSKEY	49770	EMMET	600/35 GW-GW	3	\$ 506.93	\$ 577.17	\$ 701.36	\$ 830.23	\$ 1,116.00	\$ 1,603.68	\$ 1,762.41		\$ 296.73
1694 S. US-131	PETOSKEY	49770	EMMET	20M/20M	3	\$ 506.93	\$ 577.17	\$ 701.36	\$ 830.23	\$ 1,116.00	\$ 1,603.68	\$ 1,762.41		\$ 296.73
1185 N. US-31	PETOSKEY	49770	EMMET	20M/20M	3	\$ 419.97	\$ 479.60	\$ 658.94	\$ 798.41	\$ 1,116.00	\$ 1,383.10	\$ 1,541.83		\$ 296.73
2229 SUMMIT PARK DR.	PETOSKEY	49770	EMMET	20M/20M	3	\$ 435.87	\$ 511.42	\$ 611.21	\$ 729.48	\$ 1,009.95	\$ 1,287.65	\$ 1,446.38		\$ 296.73
125 E. UNION	FLINT	48502	GENESEE	50M/50M	3	\$ 506.93	\$ 577.17	\$ 701.36	\$ 830.23	\$ 1,116.00	\$ 1,603.68	\$ 1,762.41		\$ 296.73
1101 BEACH ST.	FLINT	48502	GENESEE	20M/20M	3	\$ 345.73	\$ 421.28	\$ 637.73	\$ 830.23	\$ 1,116.00	\$ 1,457.33	\$ 1,616.06		\$ 296.73
1301 W. COURT ST.	FLINT	48503	GENESEE	100/100 GW-GW	4	\$ 345.73	\$ 421.28	\$ 611.21	\$ 729.48	\$ 1,009.95	\$ 1,287.65	\$ 1,446.38		\$ 296.73
300 N. MAIN	DAVISON	48423	GENESEE	20M/20M	3	\$ 419.97	\$ 479.60	\$ 611.21	\$ 729.48	\$ 1,009.95	\$ 1,287.65	\$ 1,446.38		\$ 296.73
408 S. SAGINAW ST.	FLINT	48502	GENESEE	20M/20M	3	\$ 404.06	\$ 426.58	\$ 473.35	\$ 586.31	\$ 826.49	\$ 1,070.25	\$ 1,228.98		\$ 296.73
4256 W. VIENNA RD.	CLIO	48420	GENESEE	20M/20M	3	\$ 512.23	\$ 595.20	\$ 701.36	\$ 830.23	\$ 1,116.00	\$ 1,603.68	\$ 1,762.41		\$ 296.73
4809 CLIO RD.	FLINT	48504	GENESEE	20M/20M	3	\$ 512.23	\$ 595.20	\$ 701.36	\$ 830.23	\$ 1,116.00	\$ 1,603.68	\$ 1,762.41		\$ 296.73
711 N. SAGINAW ST.	FLINT	48503	GENESEE	20M/20M	3	\$ 506.93	\$ 577.17	\$ 701.36	\$ 830.23	\$ 1,116.00	\$ 1,603.68	\$ 1,762.41		\$ 296.73
816 BEACH ST.	FLINT	48502	GENESEE	20M/20M	3	\$ 512.23	\$ 595.20	\$ 701.36	\$ 830.23	\$ 1,116.00	\$ 1,603.68	\$ 1,762.41		\$ 296.73
9495 E. POTTER RD.	DAVISON	48423	GENESEE	100M/100M	3	\$ 435.87	\$ 511.42	\$ 611.21	\$ 729.48	\$ 1,009.95	\$ 1,287.65	\$ 1,446.38		\$ 296.73
G-4481 CORUNNA RD.	FLINT	48532	GENESEE	50M/50M	3	\$ 382.43	\$ 426.58	\$ 473.35	\$ 586.31	\$ 826.49	\$ 1,070.25	\$ 1,228.98		\$ 296.73
G-5512 FENTON RD.	FLINT	48507	GENESEE	20M/20M	3	\$ 345.73	\$ 421.28	\$ 637.73	\$ 830.23	\$ 1,116.00	\$ 1,457.33	\$ 1,616.06		\$ 296.73
401 W. CEDAR AVE.	GLADWIN	48624	GLADWIN	20M/20M	3	\$ 435.87	\$ 511.42	\$ 611.21	\$ 729.48	\$ 1,009.95	\$ 1,287.65	\$ 1,446.38		\$ 296.73
675 E. CEDAR AVE.	GLADWIN	48624	GLADWIN	20M/20M	3	\$ 414.66	\$ 474.30	\$ 643.03	\$ 771.90	\$ 1,121.31	\$ 1,367.19	\$ 1,525.92		\$ 296.73
801 N. SILVERLEAF	GLADWIN	48624	GLADWIN	26/3 GW-GW	3	\$ 435.87	\$ 511.42	\$ 611.21	\$ 729.48	\$ 1,009.95	\$ 1,287.65	\$ 1,446.38		\$ 296.73
100 SUNDAY LAKE ST.	WAKEFIELD	49968	GOGEBIC	100/100 GW-GW	4	\$ 507.46	\$ 578.23	\$ 779.31	\$ 1,015.81	\$ 1,450.06	\$ 1,743.67	\$ 1,902.40		\$ 296.73
200 N. MOORE ST.	BESSEMER	49911	GOGEBIC	20M/20M	3	\$ 506.93	\$ 577.17	\$ 701.36	\$ 830.23	\$ 1,116.00	\$ 1,603.68	\$ 1,762.41		\$ 296.73
206 E. MARY ST.	BESSEMER	49911	GOGEBIC	20M/20M	3	\$ 457.08	\$ 522.02	\$ 701.36	\$ 830.23	\$ 1,116.00	\$ 1,547.48	\$ 1,706.21		\$ 296.73
301 E. LEAD ST.	BESSEMER	49911	GOGEBIC	20M/20M	3	\$ 506.93	\$ 577.17	\$ 701.36	\$ 830.23	\$ 1,116.00	\$ 1,603.68	\$ 1,762.41		\$ 296.73

1209 S. GARFIELD	TRAVERSE CITY	49686	GRAND TRAVERSE	20M/20M	3	\$ 414.66	\$ 474.30	\$ 611.21	\$ 729.48	\$ 1,009.95	\$ 1,287.65	\$ 1,446.38	\$ 296.73
1759 BARLOW	TRAVERSE CITY	49686	GRAND TRAVERSE	20M/20M	3	\$ 419.97	\$ 479.60	\$ 658.94	\$ 798.41	\$ 1,116.00	\$ 1,383.10	\$ 1,541.83	\$ 296.73
2084 S. US-31	TRAVERSE CITY	49684	GRAND TRAVERSE	50M/50M	3	\$ 512.23	\$ 595.20	\$ 701.36	\$ 830.23	\$ 1,116.00	\$ 1,603.68	\$ 1,762.41	\$ 296.73
2122 EAST M-37	TRAVERSE CITY	49684	GRAND TRAVERSE	20M/20M	4	\$ 506.93	\$ 577.17	\$ 701.36	\$ 830.23	\$ 1,116.00	\$ 1,603.68	\$ 1,762.41	\$ 296.73
218 W. 14TH ST.	TRAVERSE CITY	49684	GRAND TRAVERSE	100/100 GW-GW	3	\$ 414.66	\$ 474.30	\$ 643.03	\$ 771.90	\$ 1,116.00	\$ 1,367.19	\$ 1,525.92	\$ 296.73
315 E. FRONT ST.	TRAVERSE CITY	49684	GRAND TRAVERSE	20M/20M	3	\$ 404.06	\$ 426.58	\$ 473.35	\$ 586.31	\$ 826.49	\$ 1,070.25	\$ 1,228.98	\$ 296.73
400 BOARDMAN	TRAVERSE CITY	49684	GRAND TRAVERSE	20M/20M	3	\$ 414.66	\$ 474.30	\$ 643.03	\$ 771.90	\$ 1,116.00	\$ 1,367.19	\$ 1,525.92	\$ 296.73
701 S. ELMWOOD	TRAVERSE CITY	49584	GRAND TRAVERSE	50M/50M	3	\$ 435.87	\$ 511.42	\$ 611.21	\$ 729.48	\$ 1,009.95	\$ 1,287.65	\$ 1,446.38	\$ 296.73
114 S. MAIN	ITHACA	48847	GRATIOT	600/35 GW-GW	3	\$ 419.97	\$ 479.60	\$ 658.94	\$ 798.41	\$ 1,116.00	\$ 1,383.10	\$ 1,541.83	\$ 296.73
201 COMMERCE DR.	ITHACA	48847	GRATIOT	20M/20M	3	\$ 568.97	\$ 671.56	\$ 825.97	\$ 1,105.96	\$ 1,820.18	\$ 2,171.05	\$ 2,329.78	\$ 296.73
214 E. CENTER	ITHACA	48847	GRATIOT	20M/20M	3	\$ 419.97	\$ 479.60	\$ 658.94	\$ 798.41	\$ 1,116.00	\$ 1,383.10	\$ 1,541.83	\$ 296.73
3709 DEEP RIVER	STANDISH	48658	GRATIOT	20M/20M	3	\$ 512.23	\$ 595.20	\$ 701.36	\$ 830.23	\$ 1,116.00	\$ 1,603.68	\$ 1,762.41	\$ 296.73
8585 N. CROSWELL RD.	ST. LOUIS	48880	GRATIOT	100M/100M	3	\$ 414.66	\$ 474.30	\$ 643.03	\$ 771.90	\$ 1,121.31	\$ 1,367.19	\$ 1,525.92	\$ 296.73
40 CARE DR.	HILLSDALE	49242	HILLSDALE	20M/20M	3	\$ 435.87	\$ 511.42	\$ 611.21	\$ 729.48	\$ 1,009.95	\$ 1,287.65	\$ 1,446.38	\$ 296.73
59 E. ST. JOSEPH AVE. (59 E. St. Joe St)	HILLSDALE	49242	HILLSDALE	20M/20M	3	\$ 531.96	\$ 617.95	\$ 727.07	\$ 859.13	\$ 1,153.12	\$ 1,661.91	\$ 1,820.64	\$ 296.73

DIA Monthly Recurring Charges														
Address	CITY	ZIP	COUNTY	Current bandwidth Down/Up	COS (Class of Service)	10M	20M	50M	100M	250M	500M	1G	10G	SD-WAN
476 E. CHICAGO RD.	JONESVILLE	49250	HILLSDALE	50/10 GW-GW	3	\$ 506.93	\$ 577.17	\$ 701.36	\$ 830.23	\$ 1,116.00	\$ 1,603.68	\$ 1,762.41		\$ 296.73
18350 E. M-103 HWY.	HANCOCK	49930	HOUGHTON	1.5M/1.5M	3	\$ 901.97	\$ 944.10	\$ 1,240.63	\$ 1,429.41	\$ 2,130.90	\$ 2,506.17	\$ 2,664.90		\$ 296.73
401 E. HOUGHTON	HOUGHTON	49931	HOUGHTON	20M/20M	3	\$ 414.66	\$ 474.30	\$ 643.03	\$ 771.90	\$ 1,121.31	\$ 1,367.19	\$ 1,525.92		\$ 296.73
47420 M-26 HWY.	HOUGHTON	49931	HOUGHTON	20M/20M	3	\$ 901.97	\$ 944.10	\$ 1,240.63	\$ 1,429.41	\$ 2,130.90	\$ 2,506.17	\$ 2,664.90		\$ 296.73
51750 INDUSTRIAL DR.	CALUMET	49913	HOUGHTON	20M/20M	3	\$ 507.46	\$ 578.23	\$ 779.31	\$ 1,015.81	\$ 1,450.06	\$ 1,743.67	\$ 1,902.40		\$ 296.73
55195 W. US-2 ST.	CALUMET	49913	HOUGHTON	100/100 GW-GW	4	\$ 901.97	\$ 944.10	\$ 1,240.63	\$ 1,429.41	\$ 2,130.90	\$ 2,506.17	\$ 2,664.90		\$ 296.73
902 RAZORBACK	HOUGHTON	49931	HOUGHTON	20M/20M	4	\$ 414.66	\$ 474.30	\$ 643.03	\$ 771.90	\$ 1,121.31	\$ 1,367.19	\$ 1,525.92		\$ 296.73
675 S. VAN DYKE	BAD AXE	48413	HURON	20MSE GW-GW	3	\$ 345.73	\$ 421.28	\$ 701.36	\$ 830.23	\$ 1,116.00	\$ 1,603.68	\$ 1,762.41		\$ 296.73
1775 Port Austin Rd	PORT AUSTIN	48467	HURON	50/6 GW-GW	3	\$ 345.73	\$ 421.28	\$ 505.16	\$ 570.40	\$ 691.80	\$ 757.40	\$ 916.13		\$ 296.73
1911 SAND BEACH RD.	BAD AXE	48413	HURON	20M/20M	3	\$ 512.23	\$ 595.20	\$ 701.36	\$ 830.23	\$ 1,116.00	\$ 1,603.68	\$ 1,762.41		\$ 296.73
250 E. HURON	BAD AXE	48413	HURON	20M/20M	3	\$ 506.93	\$ 577.17	\$ 701.36	\$ 830.23	\$ 1,116.00	\$ 1,603.68	\$ 1,762.41		\$ 296.73
33 PATRICK DR.	BAD AXE	48413	HURON	20M/20M	3	\$ 512.23	\$ 595.20	\$ 701.36	\$ 830.23	\$ 1,116.00	\$ 1,603.68	\$ 1,762.41		\$ 296.73
6573 STATE PARK RD.	CASEVILLE	48725	HURON	20M/20M	3	\$ 345.73	\$ 421.28	\$ 1,175.40	\$ 1,396.53	\$ 2,295.82	\$ 2,719.33	\$ 2,878.06		\$ 296.73
4125 BEAUMONT RD.	EAST LANSING	48910	INGHAM	50/50 GW-GW	4	\$ 512.23	\$ 595.20	\$ 701.36	\$ 830.23	\$ 1,116.00	\$ 1,603.68	\$ 1,762.41		\$ 296.73
120 W. MICHIGAN AVE.	LANSING	48933	INGHAM	20M/20M	3	\$ 329.82	\$ 421.28	\$ 473.35	\$ 586.31	\$ 826.49	\$ 1,070.25	\$ 1,228.98		\$ 296.73
221 N. WASHINGTON SQ.	LANSING	48933	INGHAM	DS1	3	\$ 265.13	\$ 347.04	\$ 436.23	\$ 586.31	\$ 826.49	\$ 1,070.25	\$ 1,228.98		\$ 296.73
2824 CIRCLE DR.	LANSING	48906	INGHAM	150/25 GW-GW	3	\$ 345.73	\$ 421.28	\$ 701.36	\$ 830.23	\$ 1,116.00	\$ 1,603.68	\$ 1,762.41		\$ 296.73
2900 COLLINS RD	LANSING	48910	INGHAM	100/100 GW-GW	3	\$ 512.23	\$ 595.20	\$ 701.36	\$ 830.23	\$ 1,116.00	\$ 1,603.68	\$ 1,762.41		\$ 296.73
3315 E. MICHIGAN AVE.	LANSING	48912	INGHAM	20M/20M	3	\$ 329.82	\$ 421.28	\$ 531.68	\$ 676.45	\$ 1,062.98	\$ 1,261.14	\$ 1,419.87		\$ 296.73
3737 E. GRAND RIVER ST.	WILLIAMSTON	48895	INGHAM	20M/20M	3	\$ 316.35	\$ 383.74	\$ 478.13	\$ 646.76	\$ 846.64	\$ 1,082.98	\$ 1,241.71		\$ 296.73
3798 CAPITOL CITY BLVD	LANSING	48906	INGHAM	75/15 GW-GW	4	\$ 345.73	\$ 421.28	\$ 701.36	\$ 830.23	\$ 1,116.00	\$ 1,603.68	\$ 1,762.41		\$ 296.73
601 JEWETT RD.	MASON	48854	INGHAM	20M/20M	3	\$ 512.23	\$ 595.20	\$ 701.36	\$ 830.23	\$ 1,116.00	\$ 1,603.68	\$ 1,762.41		\$ 296.73
608 W. ALLEGAN	LANSING	48933	INGHAM	20M/20M	3	\$ 329.82	\$ 421.28	\$ 531.68	\$ 676.45	\$ 1,062.98	\$ 1,261.14	\$ 1,419.87		\$ 296.73
731 N. CANAL RD.	LANSING	48917	INGHAM	20M/20M	3	\$ 345.73	\$ 421.28	\$ 776.65	\$ 1,010.51	\$ 1,423.55	\$ 1,690.64	\$ 1,849.37		\$ 296.73
806 HOGSBACK RD.	MASON	48854	INGHAM	20M/20M	3	\$ 435.87	\$ 511.42	\$ 611.21	\$ 729.48	\$ 1,009.95	\$ 1,287.65	\$ 1,446.38		\$ 296.73
8158 EXECUTIVE COURT	LANSING	48917	INGHAM	20M/20M	3	\$ 345.73	\$ 403.25	\$ 479.71	\$ 593.74	\$ 861.48	\$ 1,261.14	\$ 1,419.87		\$ 296.73
940 VENTURE LN.	WILLIAMSTON	48895	INGHAM	20M/20M	3	\$ 568.97	\$ 671.56	\$ 825.97	\$ 1,105.96	\$ 1,820.18	\$ 2,171.05	\$ 2,329.78		\$ 296.73
133 E. ADAMS	IONIA	48846	IONIA	20M/20M	3	\$ 435.87	\$ 511.42	\$ 611.21	\$ 729.48	\$ 1,009.95	\$ 1,287.65	\$ 1,446.38		\$ 296.73
1342 W. MAIN ST.	IONIA	48846	IONIA	50M/50M	3	\$ 435.87	\$ 511.42	\$ 611.21	\$ 729.48	\$ 1,009.95	\$ 1,287.65	\$ 1,446.38		\$ 296.73
1576 W. BLUEWATER HWY.	IONIA	48846	IONIA	50M/50M	3	\$ 435.87	\$ 511.42	\$ 611.21	\$ 729.48	\$ 1,009.95	\$ 1,287.65	\$ 1,446.38		\$ 296.73
1727 W. BLUEWATER HWY.	IONIA	48846	IONIA	50M/50M	3	\$ 435.87	\$ 511.42	\$ 611.21	\$ 729.48	\$ 1,009.95	\$ 1,287.65	\$ 1,446.38		\$ 296.73
1728 BLUEWATER HWY.	IONIA	48846	IONIA	50M/50M	3	\$ 435.87	\$ 511.42	\$ 611.21	\$ 729.48	\$ 1,009.95	\$ 1,287.65	\$ 1,446.38		\$ 296.73
1728 E I-96	PORTLAND	48875	IONIA	20M/20M	3	\$ 512.23	\$ 595.20	\$ 701.36	\$ 830.23	\$ 1,116.00	\$ 1,603.68	\$ 1,762.41		\$ 296.73
309 W. ADAMS	IONIA	48846	IONIA	20M/20M	3	\$ 435.87	\$ 511.42	\$ 611.21	\$ 729.48	\$ 1,009.95	\$ 1,287.65	\$ 1,446.38		\$ 296.73
603 W. ADAMS ST.	IONIA	48846	IONIA	20M/20M	3	\$ 414.66	\$ 474.30	\$ 643.03	\$ 771.90	\$ 1,116.00	\$ 1,367.19	\$ 1,525.92		\$ 296.73
920 E. LINCOLN	IONIA	48846	IONIA	20M/20M	3	\$ 512.23	\$ 595.20	\$ 701.36	\$ 830.23	\$ 1,116.00	\$ 1,603.68	\$ 1,762.41		\$ 296.73
686 TAWAS BEACH RD.	EAST TAWAS	48730	IOSCO	20/3 GW-GW	4	\$ 512.23	\$ 595.20	\$ 701.36	\$ 830.23	\$ 1,116.00	\$ 1,603.68	\$ 1,762.41		\$ 296.73
1712 N. HURON RD.	EAST TAWAS	48730	IOSCO	20M/20M	3	\$ 512.23	\$ 595.20	\$ 701.36	\$ 830.23	\$ 1,116.00	\$ 1,603.68	\$ 1,762.41		\$ 296.73
2145 E. HURON RD.	EAST TAWAS	48730	IOSCO	20M/20M	3	\$ 435.87	\$ 511.42	\$ 611.21	\$ 729.48	\$ 1,009.95	\$ 1,287.65	\$ 1,446.38		\$ 296.73
410 US-23	EAST TAWAS	48730	IOSCO	100/7 GW-GW	4	\$ 457.08	\$ 522.02	\$ 701.36	\$ 830.23	\$ 1,116.00	\$ 1,547.48	\$ 1,706.21		\$ 296.73
420 LAKE ST.	TAWAS CITY	48763	IOSCO	20M/20M	3	\$ 435.87	\$ 511.42	\$ 611.21	\$ 729.48	\$ 1,009.95	\$ 1,287.65	\$ 1,446.38		\$ 296.73
422 W. LAKE ST.	TAWAS CITY	48763	IOSCO	20M/20M	3	\$ 435.87	\$ 511.42	\$ 611.21	\$ 729.48	\$ 1,009.95	\$ 1,287.65	\$ 1,446.38		\$ 296.73

337 BRADY AVE.	CASPIAN	49915	IRON	20M/20M	3	\$ 1,632.72	\$ 1,958.24	\$ 2,207.01	\$ 2,777.25	\$ 3,201.65	\$ 3,671.25	\$ 3,829.98	\$ 296.73
120 TOBIN-ALPHA RD.	CRYSTAL FALLS	49920	IRON	20M/20M	3	\$ 512.23	\$ 595.20	\$ 701.36	\$ 830.23	\$ 1,116.00	\$ 1,603.68	\$ 1,762.41	\$ 296.73
1420 W. US-2	CRYSTAL FALLS	49920	IRON	20M/20M	3	\$ 512.23	\$ 595.20	\$ 701.36	\$ 830.23	\$ 1,116.00	\$ 1,603.68	\$ 1,762.41	\$ 296.73
2 S. SIXTH ST.	CRYSTAL FALLS	49920	IRON	20M/20M	3	\$ 512.23	\$ 595.20	\$ 701.36	\$ 830.23	\$ 1,116.00	\$ 1,603.68	\$ 1,762.41	\$ 296.73
992 LALLEY RD.	IRON RIVER	49935	IRON	20M/20M	3	\$ 435.87	\$ 511.42	\$ 611.21	\$ 729.48	\$ 1,009.95	\$ 1,287.65	\$ 1,446.38	\$ 296.73
1212 CORPORATE DR.	MT. PLEASANT	48858	ISABELLA	20M/20M	3	\$ 404.06	\$ 426.58	\$ 473.35	\$ 586.31	\$ 826.49	\$ 1,070.25	\$ 1,228.98	\$ 296.73
1245 N. MISSION RD.	MT. PLEASANT	48858	ISABELLA	20M/20M	3	\$ 419.97	\$ 479.60	\$ 611.21	\$ 729.48	\$ 1,009.95	\$ 1,287.65	\$ 1,446.38	\$ 296.73
1919 PARKLAND DR.	MT. PLEASANT	48858	ISABELLA	50M/50M	3	\$ 568.97	\$ 671.56	\$ 825.97	\$ 1,105.96	\$ 1,820.18	\$ 2,171.05	\$ 2,329.78	\$ 296.73
207 COURT ST.	MT. PLEASANT	48858	ISABELLA	20M/20M	3	\$ 568.97	\$ 671.56	\$ 825.97	\$ 1,105.96	\$ 1,820.18	\$ 2,171.05	\$ 2,329.78	\$ 296.73
300 N. MAIN ST.	MT. PLEASANT	48858	ISABELLA	20M/20M	3	\$ 435.87	\$ 511.42	\$ 611.21	\$ 729.48	\$ 1,009.95	\$ 1,287.65	\$ 1,446.38	\$ 296.73
3580 S. ISABELLA RD.	MT. PLEASANT	48858	ISABELLA	100/100 GW-GW	3	\$ 435.87	\$ 511.42	\$ 611.21	\$ 729.48	\$ 1,009.95	\$ 1,287.65	\$ 1,446.38	\$ 296.73
1184 JACKSON CROSSING	JACKSON	49202	JACKSON	20M/20M	3	\$ 345.73	\$ 421.28	\$ 701.36	\$ 830.23	\$ 1,116.00	\$ 1,603.68	\$ 1,762.41	\$ 296.73
1697 LANSING	JACKSON	49202	JACKSON	20M/20M	3	\$ 345.73	\$ 421.28	\$ 701.36	\$ 830.23	\$ 1,116.00	\$ 1,603.68	\$ 1,762.41	\$ 296.73
205 N. EAST AVE.	JACKSON	49201	JACKSON	6/6 GW-GW	3	\$ 345.73	\$ 421.28	\$ 637.73	\$ 830.23	\$ 1,116.00	\$ 1,457.33	\$ 1,616.06	\$ 296.73
209 E. WASHINGTON	JACKSON	49201	JACKSON	1GB/1GB GW-GW	3	\$ 345.73	\$ 403.25	\$ 479.71	\$ 593.74	\$ 861.48	\$ 1,274.93	\$ 1,433.66	\$ 296.73

DIA Monthly Recurring Charges														
Address	CITY	ZIP	COUNTY	Current bandwidth Down/Up	COS (Class of Service)	10M	20M	50M	100M	250M	500M	1G	10G	SD-WAN
212 W. WESLEY ST.	JACKSON	49201	JACKSON	20M/20M	3	\$ 345.73	\$ 421.28	\$ 473.35	\$ 586.31	\$ 826.49	\$ 1,070.25	\$ 1,228.98	\$ 296.73	
301 LOUIS B. GLICK HWY.	JACKSON	49201	JACKSON	50M/50M	3	\$ 506.93	\$ 577.17	\$ 701.36	\$ 830.23	\$ 1,116.00	\$ 1,603.68	\$ 1,762.41	\$ 296.73	
312 S. JACKSON	JACKSON	49201	JACKSON	20M/20M	3	\$ 404.06	\$ 426.58	\$ 473.35	\$ 586.31	\$ 826.49	\$ 1,070.25	\$ 1,228.98	\$ 296.73	
3401 COOPER RD.	JACKSON	49201	JACKSON	100/100 GW-GW	3	\$ 345.73	\$ 421.28	\$ 701.36	\$ 830.23	\$ 1,116.00	\$ 1,603.68	\$ 1,762.41	\$ 296.73	
4000 COOPER RD.	JACKSON	49201	JACKSON	250M/250M	3	\$ 512.23	\$ 595.20	\$ 701.36	\$ 830.23	\$ 1,116.00	\$ 1,603.68	\$ 1,762.41	\$ 296.73	
4000 COOPER RD.	JACKSON	49021	JACKSON	50M/50M	3	\$ 512.23	\$ 595.20	\$ 701.36	\$ 830.23	\$ 1,116.00	\$ 1,603.68	\$ 1,762.41	\$ 296.73	
4701 W. MICHIGAN AVE.	JACKSON	49201	JACKSON	50M/50M	3	\$ 512.23	\$ 595.20	\$ 701.36	\$ 830.23	\$ 1,116.00	\$ 1,603.68	\$ 1,762.41	\$ 296.73	
800 CHANTER	JACKSON	49201	JACKSON	20M/20M	3	\$ 512.23	\$ 595.20	\$ 701.36	\$ 830.23	\$ 1,116.00	\$ 1,603.68	\$ 1,762.41	\$ 296.73	
1312 OAKLAND DR.	KALAMAZOO	49008	KALAMAZOO	100M/100M	3	\$ 414.66	\$ 474.30	\$ 643.03	\$ 771.90	\$ 1,116.00	\$ 1,367.19	\$ 1,525.92	\$ 296.73	
1421 HEALY ST.	KALAMAZOO	49007	KALAMAZOO	20M/20M	3	\$ 419.97	\$ 479.60	\$ 658.94	\$ 798.41	\$ 1,116.00	\$ 1,383.10	\$ 1,541.83	\$ 296.73	
1501 E. KILGORE RD.	KALAMAZOO	49001	KALAMAZOO	50M/50M	3	\$ 512.23	\$ 595.20	\$ 701.36	\$ 830.23	\$ 1,116.00	\$ 1,603.68	\$ 1,762.41	\$ 296.73	
151 S. ROSE ST.	KALAMAZOO	49007	KALAMAZOO	20M/20M	3	\$ 414.66	\$ 474.30	\$ 643.03	\$ 771.90	\$ 1,116.00	\$ 1,367.19	\$ 1,525.92	\$ 296.73	
1541 OAKLAND DR.	KALAMAZOO	49008	KALAMAZOO	50M/50M	3	\$ 512.23	\$ 595.20	\$ 701.36	\$ 830.23	\$ 1,116.00	\$ 1,603.68	\$ 1,762.41	\$ 296.73	
201 W. KALAMAZOO ST.	KALAMAZOO	49079	KALAMAZOO	20M/20M	3	\$ 404.06	\$ 426.58	\$ 473.35	\$ 586.31	\$ 826.49	\$ 1,070.25	\$ 1,228.98	\$ 296.73	
3298 W. STADIUM DR.	KALAMAZOO	49009	KALAMAZOO	20M/20M	3	\$ 512.23	\$ 595.20	\$ 701.36	\$ 830.23	\$ 1,116.00	\$ 1,603.68	\$ 1,762.41	\$ 296.73	
4210 S. WESTNEDGE	KALAMAZOO	49008	KALAMAZOO	20M/20M	3	\$ 506.93	\$ 577.17	\$ 701.36	\$ 830.23	\$ 1,116.00	\$ 1,603.68	\$ 1,762.41	\$ 296.73	
427 E. ALCOTT	KALAMAZOO	49001	KALAMAZOO	50M/50M	3	\$ 419.97	\$ 479.60	\$ 658.94	\$ 798.41	\$ 1,116.00	\$ 1,383.10	\$ 1,541.83	\$ 296.73	
5372 S. NINTH	KALAMAZOO	49009	KALAMAZOO	20M/20M	3	\$ 512.23	\$ 595.20	\$ 701.36	\$ 830.23	\$ 1,116.00	\$ 1,603.68	\$ 1,762.41	\$ 296.73	
5673 W. MAIN ST.	OSHTIMO	49001	KALAMAZOO	20M/20M	3	\$ 435.87	\$ 511.42	\$ 611.21	\$ 729.48	\$ 1,009.95	\$ 1,287.65	\$ 1,446.38	\$ 296.73	
603 ROMENCE RD.	PORTAGE	49002	KALAMAZOO	20M/20M	3	\$ 506.93	\$ 577.17	\$ 701.36	\$ 830.23	\$ 1,116.00	\$ 1,603.68	\$ 1,762.41	\$ 296.73	
6345 AMERICAN AVE.	PORTAGE	49002	KALAMAZOO	20M/20M	3	\$ 404.06	\$ 426.58	\$ 473.35	\$ 586.31	\$ 826.49	\$ 1,070.25	\$ 1,228.98	\$ 296.73	
7953 ADOBE	KALAMAZOO	49007	KALAMAZOO	50M/50M	3	\$ 512.23	\$ 595.20	\$ 701.36	\$ 830.23	\$ 1,116.00	\$ 1,603.68	\$ 1,762.41	\$ 296.73	
940 N. 10TH ST.	OSHTIMO	49009	KALAMAZOO	20M/20M	3	\$ 404.06	\$ 426.58	\$ 473.35	\$ 586.31	\$ 826.49	\$ 1,070.25	\$ 1,228.98	\$ 296.73	
2089 N. BIRCH	KALKASKA	49646	KALKASKA	100/7 GW-GW	4	\$ 512.23	\$ 595.20	\$ 701.36	\$ 830.23	\$ 1,116.00	\$ 1,603.68	\$ 1,762.41	\$ 296.73	
2089 N. BIRCH ST.	KALKASKA	49646	KALKASKA	100/100 GW-GW	4	\$ 512.23	\$ 595.20	\$ 701.36	\$ 830.23	\$ 1,116.00	\$ 1,603.68	\$ 1,762.41	\$ 296.73	
503 N. BIRCH ST.	KALKASKA	49646	KALKASKA	20M/20M	3	\$ 512.23	\$ 595.20	\$ 701.36	\$ 830.23	\$ 1,116.00	\$ 1,603.68	\$ 1,762.41	\$ 296.73	
605 N. BIRCH ST.	KALKASKA	49646	KALKASKA	20M/20M	3	\$ 414.66	\$ 474.30	\$ 611.21	\$ 729.48	\$ 1,009.95	\$ 1,287.65	\$ 1,446.38	\$ 296.73	
809 N. BIRCH ST.	KALKASKA	49646	KALKASKA	20M/20M	3	\$ 506.93	\$ 577.17	\$ 701.36	\$ 830.23	\$ 1,116.00	\$ 1,603.68	\$ 1,762.41	\$ 296.73	
1056 ROGERS PLAZA SW 28TH ST SW	WYOMING	49509	KENT	20M/20M	3	\$ 404.06	\$ 426.58	\$ 473.35	\$ 586.31	\$ 826.49	\$ 1,070.25	\$ 1,228.98	\$ 296.73	
1420 NW. FRONT AVE.	GRAND RAPIDS	49504	KENT	50M/50M	3	\$ 265.13	\$ 347.04	\$ 436.23	\$ 586.31	\$ 826.49	\$ 1,070.25	\$ 1,228.98	\$ 296.73	
2290 4 MILE RD. NW	WALKER	49511	KENT	100/100 GW-GW	3	\$ 382.85	\$ 479.60	\$ 637.73	\$ 830.23	\$ 1,116.00	\$ 1,457.33	\$ 1,616.06	\$ 296.73	
2660 LEONARD ST.	GRAND RAPIDS	49505	KENT	20M/20M	3	\$ 506.93	\$ 577.17	\$ 701.36	\$ 830.23	\$ 1,116.00	\$ 1,261.14	\$ 1,419.87	\$ 296.73	
2942 FULLER	GRAND RAPIDS	49505	KENT	50M/50M	3	\$ 506.93	\$ 577.17	\$ 701.36	\$ 830.23	\$ 1,116.00	\$ 1,603.68	\$ 1,762.41	\$ 296.73	
2950 NE. MONROE AVE.	GRAND RAPIDS	49505	KENT	100M/100M	3	\$ 512.23	\$ 595.20	\$ 701.36	\$ 830.23	\$ 1,116.00	\$ 1,603.68	\$ 1,762.41	\$ 296.73	
3000 NE. MONROE AVE.	GRAND RAPIDS	49505	KENT	50M/50M	3	\$ 345.73	\$ 421.28	\$ 611.21	\$ 729.48	\$ 1,009.95	\$ 1,287.65	\$ 1,446.38	\$ 296.73	
3391 NE. PLAINFIELD AVE.	GRAND RAPIDS	49505	KENT	50M/50M	3	\$ 345.73	\$ 421.28	\$ 701.36	\$ 830.23	\$ 1,116.00	\$ 1,603.68	\$ 1,762.41	\$ 296.73	
3472 NE. PLAINFIELD AVE.	GRAND RAPIDS	49505	KENT	20M/20M	3	\$ 345.73	\$ 421.28	\$ 637.73	\$ 830.23	\$ 1,116.00	\$ 1,457.33	\$ 1,616.06	\$ 296.73	
3665 28TH ST.	GRAND RAPIDS	49512	KENT	20M/20M	3	\$ 345.73	\$ 421.28	\$ 701.36	\$ 830.23	\$ 1,116.00	\$ 1,261.14	\$ 1,419.87	\$ 296.73	
5321 SE. 28TH ST.	GRAND RAPIDS	49464	KENT	20M/20M	3	\$ 404.06	\$ 426.58	\$ 473.35	\$ 586.31	\$ 826.49	\$ 1,070.25	\$ 1,228.98	\$ 296.73	
534 S. STATE ST.	SPARTA	49345	KENT	20M/20M	3	\$ 419.97	\$ 479.60	\$ 658.94	\$ 798.41	\$ 1,116.00	\$ 1,383.10	\$ 1,541.83	\$ 296.73	

750 NW. FRONT AVE.	GRAND RAPIDS	49504	KENT	20M/20M	3	\$ 329.82	\$ 421.28	\$ 473.35	\$ 586.31	\$ 826.49	\$ 1,070.25	\$ 1,228.98	\$ 296.73
82 NW. IONIA	GRAND RAPIDS	49503	KENT	20M/20M	3	\$ 404.06	\$ 426.58	\$ 473.35	\$ 586.31	\$ 826.49	\$ 1,070.25	\$ 1,228.98	\$ 296.73
3631 US-41	MOHAWK	49950	KEWEENAW	20M/20M	3	\$ 901.97	\$ 944.10	\$ 1,240.63	\$ 1,429.41	\$ 2,130.90	\$ 2,506.17	\$ 2,664.90	\$ 296.73
800 10TH ST.	BALDWIN	49304	LAKE	20M/20M	3	\$ 512.23	\$ 595.20	\$ 701.36	\$ 830.23	\$ 1,116.00	\$ 1,603.68	\$ 1,762.41	\$ 296.73
5653 S. M-37	BALDWIN	49304	LAKE	20M/20M	3	\$ 512.23	\$ 595.20	\$ 701.36	\$ 830.23	\$ 1,116.00	\$ 1,603.68	\$ 1,762.41	\$ 296.73
2468 W. 24TH ST.	BALDWIN	49304	LAKE	20M/20M	3	\$ 512.23	\$ 595.20	\$ 701.36	\$ 830.23	\$ 1,116.00	\$ 1,603.68	\$ 1,762.41	\$ 296.73
2332 W. GENESEE	LAPEER	48446	LAPEER	250M/250M	3	\$ 506.93	\$ 577.17	\$ 701.36	\$ 830.23	\$ 1,116.00	\$ 1,603.68	\$ 1,762.41	\$ 296.73
301 W. GENESEE ST.	LAPEER	48846	LAPEER	20M/20M	3	\$ 506.93	\$ 577.17	\$ 701.36	\$ 830.23	\$ 1,116.00	\$ 1,603.68	\$ 1,762.41	\$ 296.73
975 S. MAIN	LAPEER	48846	LAPEER	100/100 GW-GW	3	\$ 512.23	\$ 595.20	\$ 701.36	\$ 830.23	\$ 1,116.00	\$ 1,603.68	\$ 1,762.41	\$ 296.73
8525 E. GOVERNMENT CENTER DR.	SUTTONS BAY	49682	LEELANAU	20M/20M	3	\$ 506.93	\$ 577.17	\$ 776.65	\$ 1,010.51	\$ 1,423.55	\$ 1,690.64	\$ 1,849.37	\$ 296.73
1040 S. WINTER ST.	ADRIAN	49221	LENAWEE	20M/20M	3	\$ 568.97	\$ 671.56	\$ 825.97	\$ 1,105.96	\$ 1,820.18	\$ 2,171.05	\$ 2,329.78	\$ 296.73
1040 S. WINTER ST.	ADRIAN	49221	LENAWEE	20M/20M	3	\$ 568.97	\$ 671.56	\$ 825.97	\$ 1,105.96	\$ 1,820.18	\$ 2,171.05	\$ 2,329.78	\$ 296.73
1220 WAMPLER'S LAKE RD.	ONSTED	49265	LENAWEE	20M/20M	3	\$ 642.67	\$ 823.21	\$ 1,197.15	\$ 1,476.07	\$ 1,820.18	\$ 2,171.05	\$ 2,329.78	\$ 296.73
126 E. CHURCH	ADRIAN	49221	LENAWEE	20M/20M	3	\$ 345.73	\$ 421.28	\$ 611.21	\$ 729.48	\$ 1,009.95	\$ 1,287.65	\$ 1,446.38	\$ 296.73
150 W. MAPLE	ADRIAN	49221	LENAWEE	20M/20M	3	\$ 345.73	\$ 421.28	\$ 611.21	\$ 729.48	\$ 1,009.95	\$ 1,287.65	\$ 1,446.38	\$ 296.73
2451 N. ADRIAN HWY.	ADRIAN	49221	LENAWEE	20M/20M	3	\$ 345.73	\$ 421.28	\$ 825.97	\$ 1,105.96	\$ 1,820.18	\$ 2,171.05	\$ 2,329.78	\$ 296.73
2727 E. BEECHER	ADRIAN	49221	LENAWEE	100M/100M	3	\$ 568.97	\$ 671.56	\$ 825.97	\$ 1,105.96	\$ 1,820.18	\$ 2,171.05	\$ 2,329.78	\$ 296.73

DIA Monthly Recurring Charges														
Address	CITY	ZIP	COUNTY	Current bandwidth Down/Up	COS (Class of Service)	10M	20M	50M	100M	250M	500M	1G	10G	SD-WAN
425 N. MAIN ST.	ADRIAN	49221	LENAWEE	6/6 GW-GW	3	\$ 345.73	\$ 421.28	\$ 611.21	\$ 729.48	\$ 1,009.95	\$ 1,287.65	\$ 1,446.38		\$ 296.73
12950 GRAND RIVER AVE.	BRIGHTON	48116	LIVINGSTON	20M/20M	3	\$ 404.06	\$ 426.58	\$ 473.35	\$ 586.31	\$ 826.49	\$ 1,070.25	\$ 1,228.98		\$ 296.73
10102 E. GRAND RIVER AVE.	BRIGHTON	48116	LIVINGSTON	20M/20M	3	\$ 404.06	\$ 426.58	\$ 473.35	\$ 586.31	\$ 826.49	\$ 1,070.25	\$ 1,228.98		\$ 296.73
10321 E. GRAND RIVER AVE.	BRIGHTON	48116	LIVINGSTON	20M/20M	3	\$ 404.06	\$ 426.58	\$ 473.35	\$ 586.31	\$ 826.49	\$ 1,070.25	\$ 1,228.98		\$ 296.73
1448 LAWSON RD.	HOWELL	48843	LIVINGSTON	20M/20M	3	\$ 404.06	\$ 426.58	\$ 473.35	\$ 586.31	\$ 826.49	\$ 1,070.25	\$ 1,228.98		\$ 296.73
150 S. HIGHLANDER WAY	HOWELL	48843	LIVINGSTON	20M/20M	3	\$ 345.73	\$ 421.28	\$ 701.36	\$ 830.23	\$ 1,116.00	\$ 1,603.68	\$ 1,762.41		\$ 296.73
210 S. HIGHLANDER WAY	HOWELL	48843	LIVINGSTON	20M/20M	3	\$ 506.93	\$ 577.17	\$ 701.36	\$ 830.23	\$ 1,116.00	\$ 1,603.68	\$ 1,762.41		\$ 296.73
2300 E. GRAND RIVER	HOWELL	48843	LIVINGSTON	20M/20M	3	\$ 404.06	\$ 426.58	\$ 473.35	\$ 586.31	\$ 826.49	\$ 1,070.25	\$ 1,228.98		\$ 296.73
2530 E. GRAND RIVER	HOWELL	48843	LIVINGSTON	20M/20M	3	\$ 404.06	\$ 426.58	\$ 473.35	\$ 586.31	\$ 826.49	\$ 1,070.25	\$ 1,228.98		\$ 296.73
4337 BUNO RD.	BRIGHTON	48116	LIVINGSTON	100/100 GW-GW	3	\$ 345.73	\$ 421.28	\$ 701.36	\$ 830.23	\$ 1,116.00	\$ 1,603.68	\$ 1,762.41		\$ 296.73
6360 CHILSON RD.	BRIGHTON	48116	LIVINGSTON	60/5 GW-GW	3	\$ 512.23	\$ 595.20	\$ 701.36	\$ 830.23	\$ 1,116.00	\$ 1,603.68	\$ 1,762.41		\$ 296.73
8555 SILVER HILL RD.	PINCKNEY	48130	LIVINGSTON	20M/20M	3	\$ 512.23	\$ 595.20	\$ 701.36	\$ 830.23	\$ 1,116.00	\$ 1,603.68	\$ 1,762.41		\$ 296.73
8701 E. M-36	WHITMORE LAKE	48189	LIVINGSTON	100M/100M	3	\$ 512.23	\$ 595.20	\$ 701.36	\$ 830.23	\$ 1,116.00	\$ 1,603.68	\$ 1,762.41		\$ 296.73
9036 E. M-36	WHITMORE LAKE	48189	LIVINGSTON	100M/100M	3	\$ 512.23	\$ 595.20	\$ 701.36	\$ 830.23	\$ 1,116.00	\$ 1,603.68	\$ 1,762.41		\$ 296.73
14113 M-28	NEWBERRY	49868	LUCE	20M/20M	3	\$ 897.19	\$ 1,078.79	\$ 1,205.09	\$ 1,381.69	\$ 2,001.52	\$ 2,692.82	\$ 2,851.55		\$ 296.73
3001 S. NEWBERRY AVE.	NEWBERRY	49868	LUCE	50M/50M	3	\$ 897.19	\$ 1,078.79	\$ 1,205.09	\$ 1,381.69	\$ 2,001.52	\$ 2,692.82	\$ 2,851.55		\$ 296.73
407 W. HARRIE	NEWBERRY	49868	LUCE	20M/20M	3	\$ 414.66	\$ 474.30	\$ 643.03	\$ 771.90	\$ 1,121.31	\$ 1,367.19	\$ 1,525.92		\$ 296.73
500 W. MCMILLAN ST.	NEWBERRY	49868	LUCE	20M/20M	3	\$ 897.19	\$ 1,078.79	\$ 1,205.09	\$ 1,381.69	\$ 2,001.52	\$ 2,692.82	\$ 2,851.55		\$ 296.73
5100 M-123	NEWBERRY	49868	LUCE	20M/20M	3	\$ 1,632.72	\$ 1,958.24	\$ 2,207.01	\$ 2,777.25	\$ 3,201.65	\$ 3,671.25	\$ 3,829.98		\$ 296.73
5666 M-123	NEWBERRY	49762	LUCE	20M/20M	3	\$ 897.19	\$ 1,078.79	\$ 1,205.09	\$ 1,381.69	\$ 2,001.52	\$ 2,692.82	\$ 2,851.55		\$ 296.73
7942 STATE HWY.	NEWBERRY	49868	LUCE	100/100 GW-GW	3	\$ 512.23	\$ 595.20	\$ 701.36	\$ 830.23	\$ 1,116.00	\$ 1,603.68	\$ 1,762.41		\$ 296.73
100 N. MARLEY	ST. IGNACE	49781	MACKINAC	20M/20M	3	\$ 897.19	\$ 1,078.79	\$ 1,205.09	\$ 1,381.69	\$ 2,001.52	\$ 2,692.82	\$ 2,851.55		\$ 296.73
1120 W. US-2 HWY.	ST. IGNACE	49781	MACKINAC	20M/20M	3	\$ 897.19	\$ 1,078.79	\$ 1,205.09	\$ 1,381.69	\$ 2,001.52	\$ 2,692.82	\$ 2,851.55		\$ 296.73
11569 W. US-2	NAUBINWAY	49726	MACKINAC	20/1.5 GW-GW	3	\$ 1,632.72	\$ 1,958.24	\$ 2,207.01	\$ 2,777.25	\$ 3,201.65	\$ 3,671.25	\$ 3,829.98		\$ 296.73
199 FERRY LANE	ST. IGNACE	49781	MACKINAC	20M/20M	3	\$ 897.19	\$ 1,078.79	\$ 1,205.09	\$ 1,381.69	\$ 2,001.52	\$ 2,692.82	\$ 2,851.55		\$ 296.73
393 N. STATE ST.	ST. IGNACE	49781	MACKINAC	100/100 GW-GW	4	\$ 897.19	\$ 1,078.79	\$ 1,205.09	\$ 1,381.69	\$ 2,001.52	\$ 2,692.82	\$ 2,851.55		\$ 296.73
430 N. I-75 AVE.	ST. IGNACE	49781	MACKINAC	20M/20M	3	\$ 897.19	\$ 1,078.79	\$ 1,205.09	\$ 1,381.69	\$ 2,001.52	\$ 2,692.82	\$ 2,851.55		\$ 296.73
430 N. I-75 AVE.	ST. IGNACE	49781	MACKINAC	100/100 GW-GW	3	\$ 897.19	\$ 1,078.79	\$ 1,205.09	\$ 1,381.69	\$ 2,001.52	\$ 2,692.82	\$ 2,851.55		\$ 296.73
500 FERRY LANE	ST. IGNACE	49781	MACKINAC	20M/20M	3	\$ 897.19	\$ 1,078.79	\$ 1,205.09	\$ 1,381.69	\$ 2,001.52	\$ 2,692.82	\$ 2,851.55		\$ 296.73
7045 N. M-117	ENGADINE	49827	MACKINAC	20M/20M	3	\$ 663.35	\$ 699.23	\$ 941.98	\$ 1,151.98	\$ 1,569.58	\$ 2,059.43	\$ 2,218.16		\$ 296.73
7106 HURON	MACKINAW ISLAND	49757	MACKINAC	25/25 GW-GW	3	\$ 897.19	\$ 1,078.79	\$ 1,205.09	\$ 1,381.69	\$ 2,001.52	\$ 2,692.82	\$ 2,851.55		\$ 296.73
720 CHURCH	ST. IGNACE	49781	MACKINAC	50/10 GW-GW	3	\$ 414.66	\$ 474.30	\$ 643.03	\$ 771.90	\$ 1,121.31	\$ 1,367.19	\$ 1,525.92		\$ 296.73
11533 E. 12 MILE RD.	WARREN	48092	MACOMB	20M/20M	3	\$ 345.73	\$ 421.28	\$ 611.21	\$ 729.48	\$ 1,009.95	\$ 1,287.65	\$ 1,446.38		\$ 296.73



117 S. GROESBECK	MT. CLEMENS	48043	MACOMB	20M/20M	3	\$ 345.73	\$ 421.28	\$ 578.34	\$ 704.03	\$ 973.90	\$ 1,287.65	\$ 1,446.38	\$ 296.73
13041 E.TEN MILE RD.	WARREN	48903	MACOMB	20M/20M	3	\$ 404.06	\$ 426.58	\$ 473.35	\$ 586.31	\$ 826.49	\$ 1,070.25	\$ 1,228.98	\$ 296.73
15950 12 MILE RD.	ROSEVILLE	48066	MACOMB	20M/20M	3	\$ 382.85	\$ 426.58	\$ 473.35	\$ 586.31	\$ 826.49	\$ 1,070.25	\$ 1,228.98	\$ 296.73
18809 NINE MILE RD.	EASTPOINTE	48021	MACOMB	20M/20M	3	\$ 345.73	\$ 421.28	\$ 611.21	\$ 729.48	\$ 1,009.95	\$ 1,287.65	\$ 1,446.38	\$ 296.73
26000 SOUTH ST.	HARRISON TWP.	48045	MACOMB	20M/20M	3	\$ 512.23	\$ 595.20	\$ 701.36	\$ 830.23	\$ 1,116.00	\$ 1,603.68	\$ 1,762.41	\$ 296.73
26170 21 MILE RD.	CHESTERFIELD TWP.	48051	MACOMB	20M/20M	3	\$ 512.23	\$ 595.20	\$ 701.36	\$ 830.23	\$ 1,116.00	\$ 1,603.68	\$ 1,762.41	\$ 296.73
27700 DONALD CT.	WARREN	48092	MACOMB	50M/50M	3	\$ 404.06	\$ 426.58	\$ 473.35	\$ 586.31	\$ 826.49	\$ 1,070.25	\$ 1,228.98	\$ 296.73
32 MARKET ST.	MT. CLEMENS	48043	MACOMB	20M/20M	3	\$ 404.06	\$ 426.58	\$ 473.35	\$ 586.31	\$ 826.49	\$ 1,070.25	\$ 1,228.98	\$ 296.73
34625 26 MILE RD.	NEW HAVEN	48048	MACOMB	50M/50M	3	\$ 512.23	\$ 595.20	\$ 701.36	\$ 830.23	\$ 1,116.00	\$ 1,603.68	\$ 1,762.41	\$ 296.73
34700 DEQUINDRE	STERLING HEIGHTS	48310	MACOMB	20M/20M	3	\$ 345.73	\$ 421.28	\$ 611.21	\$ 729.48	\$ 1,009.95	\$ 1,287.65	\$ 1,446.38	\$ 296.73
35414 MOUND RD.	STERLING HEIGHTS	48310	MACOMB	20M/20M	3	\$ 345.73	\$ 421.28	\$ 473.35	\$ 586.31	\$ 826.49	\$ 1,070.25	\$ 1,228.98	\$ 296.73
37015 GRATIOT AVE.	CLINTON TWP.	48036	MACOMB	20M/20M	3	\$ 345.73	\$ 421.28	\$ 701.36	\$ 830.23	\$ 1,116.00	\$ 1,603.68	\$ 1,762.41	\$ 296.73
41227 MOUND RD.	STERLING HEIGHTS	48313	MACOMB	20M/20M	3	\$ 345.73	\$ 421.28	\$ 473.35	\$ 586.31	\$ 826.49	\$ 1,070.25	\$ 1,228.98	\$ 296.73
41300 DEQUINDRE	STERLING HEIGHTS	48314	MACOMB	50M/50M	3	\$ 506.93	\$ 577.17	\$ 664.24	\$ 729.48	\$ 973.90	\$ 1,342.80	\$ 1,501.53	\$ 296.73
43015 Hayes R.	STERLING HEIGHTS	48314	MACOMB	20M/20M	3	\$ 345.73	\$ 421.28	\$ 611.21	\$ 729.48	\$ 1,009.95	\$ 1,287.65	\$ 1,446.38	\$ 296.73
43565 ELIZABETH RD.	MT. CLEMENS	48048	MACOMB	20M/20M	3	\$ 345.73	\$ 421.28	\$ 473.35	\$ 586.31	\$ 826.49	\$ 1,070.25	\$ 1,228.98	\$ 296.73
43630 HAYES RD.	CLINTON TWP.	48038	MACOMB	20M/20M	3	\$ 382.85	\$ 479.60	\$ 578.34	\$ 704.03	\$ 973.90	\$ 1,287.65	\$ 1,446.38	\$ 296.73
44777 GRATIOT	CLINTON TWP.	48036	MACOMB	100M/100M	3	\$ 316.35	\$ 383.74	\$ 473.35	\$ 586.31	\$ 826.49	\$ 1,070.25	\$ 1,228.98	\$ 296.73
48724 DONNER RD.	CHESTERFIELD	48051	MACOMB	100M/100M	3	\$ 512.23	\$ 595.20	\$ 701.36	\$ 830.23	\$ 1,116.00	\$ 1,603.68	\$ 1,762.41	\$ 296.73
50640 SCHOENHER RD.	SHELBY TWP.	48315	MACOMB	20M/20M	3	\$ 345.73	\$ 421.28	\$ 473.35	\$ 586.31	\$ 826.49	\$ 1,070.25	\$ 1,228.98	\$ 296.73
51305 GRATIOT AVE.	CHESTERFIELD TWP.	48051	MACOMB	20M/20M	3	\$ 345.73	\$ 421.28	\$ 473.35	\$ 586.31	\$ 826.49	\$ 1,070.25	\$ 1,228.98	\$ 296.73
71130 VAN DYKE	ROMEO	48065	MACOMB	20M/20M	3	\$ 345.73	\$ 421.28	\$ 701.36	\$ 830.23	\$ 1,116.00	\$ 1,603.68	\$ 1,762.41	\$ 296.73
7917 19 MILE RD.	STERLING HEIGHTS	48314	MACOMB	20M/20M	3	\$ 345.73	\$ 421.28	\$ 473.35	\$ 586.31	\$ 826.49	\$ 1,070.25	\$ 1,228.98	\$ 296.73
1500 CABERFAE	MANISTEE	49626	MANISTEE	50M/50M	3	\$ 512.23	\$ 595.20	\$ 701.36	\$ 830.23	\$ 1,116.00	\$ 1,603.68	\$ 1,762.41	\$ 296.73

#### DIA Monthly Recurring Charges

Address	CITY	ZIP	COUNTY	Current bandwidth Down/Up	COS (Class of Service)	10M	20M	50M	100M	250M	500M	1G	10G	SD-WAN
1525 E. PARKDALE AVE.	MANISTEE	49660	MANISTEE	20M/20M	3	\$ 435.87	\$ 511.42	\$ 611.21	\$ 729.48	\$ 1,009.95	\$ 1,287.65	\$ 1,446.38		\$ 296.73
1586 S. US-31	MANISTEE	49660	MANISTEE	20M/20M	3	\$ 512.23	\$ 595.20	\$ 701.36	\$ 830.23	\$ 1,116.00	\$ 1,603.68	\$ 1,762.41		\$ 296.73
1672 S. US-31	MANISTEE	49660	MANISTEE	20M/20M	3	\$ 506.93	\$ 577.17	\$ 701.36	\$ 830.23	\$ 1,116.00	\$ 1,603.68	\$ 1,762.41		\$ 296.73
415 THIRD ST.	MANISTEE	49660	MANISTEE	20M/20M	3	\$ 419.97	\$ 479.60	\$ 611.21	\$ 729.48	\$ 1,009.95	\$ 1,287.65	\$ 1,446.38		\$ 296.73
100 WESTWOOD DR.	ISHPEMING	49849	MARQUETTE	20M/20M	3	\$ 897.19	\$ 944.10	\$ 1,205.09	\$ 1,381.69	\$ 2,001.52	\$ 2,506.17	\$ 2,664.90		\$ 296.73
110 FORD RD.	MARQUETTE	49855	MARQUETTE	60/5 GW-GW	4	\$ 897.19	\$ 1,078.79	\$ 1,205.09	\$ 1,381.69	\$ 2,001.52	\$ 2,692.82	\$ 2,851.55		\$ 296.73
1250 WILSON ST.	MARQUETTE	49855	MARQUETTE	20M/20M	3	\$ 897.19	\$ 1,078.79	\$ 1,205.09	\$ 1,381.69	\$ 2,001.52	\$ 2,692.82	\$ 2,851.55		\$ 296.73
1498 O'DOVERO DR.	MARQUETTE	49855	MARQUETTE	20M/20M	3	\$ 419.97	\$ 479.60	\$ 658.94	\$ 798.41	\$ 1,116.00	\$ 1,383.10	\$ 1,541.83		\$ 296.73
1504 W. WASHINGTON ST.	MARQUETTE	49841	MARQUETTE	50M/50M	3	\$ 897.19	\$ 1,078.79	\$ 1,205.09	\$ 1,381.69	\$ 2,001.52	\$ 2,692.82	\$ 2,851.55		\$ 296.73
180 E. US-41	NEGAUNEE	49866	MARQUETTE	20M/20M	3	\$ 507.46	\$ 578.23	\$ 779.31	\$ 1,015.81	\$ 1,450.06	\$ 1,743.67	\$ 1,902.40		\$ 296.73
180 E. US-41	NEGAUNEE	49866	MARQUETTE	20M/20M	3	\$ 507.46	\$ 578.23	\$ 779.31	\$ 1,015.81	\$ 1,450.06	\$ 1,743.67	\$ 1,902.40		\$ 296.73
1924 INDUSTRIAL PARKWAY	MARQUETTE	49085	MARQUETTE	100/100 GW-GW	3	\$ 897.19	\$ 1,078.79	\$ 1,205.09	\$ 1,381.69	\$ 2,001.52	\$ 2,692.82	\$ 2,851.55		\$ 296.73
1924 INDUSTRIAL PARKWAY	MARQUETTE	49085	MARQUETTE	60/5 GW-GW	3	\$ 897.19	\$ 1,078.79	\$ 1,205.09	\$ 1,381.69	\$ 2,001.52	\$ 2,692.82	\$ 2,851.55		\$ 296.73
1960 US-41	MARQUETTE	49855	MARQUETTE	50M/50M	3	\$ 897.19	\$ 1,078.79	\$ 1,205.09	\$ 1,381.69	\$ 2,001.52	\$ 2,692.82	\$ 2,851.55		\$ 296.73
1985 W. US-41	ISHPEMING	49424	MARQUETTE	20/3 GW-GW	4	\$ 897.19	\$ 944.10	\$ 1,205.09	\$ 1,381.69	\$ 2,001.52	\$ 2,506.17	\$ 2,664.90		\$ 296.73
1990 S. US-41	MARQUETTE	49855	MARQUETTE	20M/20M	3	\$ 897.19	\$ 1,078.79	\$ 1,205.09	\$ 1,381.69	\$ 2,001.52	\$ 2,692.82	\$ 2,851.55		\$ 296.73
234 W. BARAGA AVE.	MARQUETTE	49855	MARQUETTE	50M/50M	3	\$ 414.66	\$ 474.30	\$ 643.03	\$ 771.90	\$ 1,121.31	\$ 1,367.19	\$ 1,525.92		\$ 296.73
234 W. BARAGA AVE.	MARQUETTE	49855	MARQUETTE	20M/20M	3	\$ 414.66	\$ 474.30	\$ 643.03	\$ 771.90	\$ 1,121.31	\$ 1,367.19	\$ 1,525.92		\$ 296.73
410 W. M-35	GWINN	49841	MARQUETTE	20M/20M	4	\$ 897.19	\$ 944.10	\$ 1,205.09	\$ 1,381.69	\$ 2,001.52	\$ 2,506.17	\$ 2,664.90		\$ 296.73
425 FISHER ST.	MARQUETTE	49855	MARQUETTE	50M/50M	3	\$ 897.19	\$ 1,078.79	\$ 1,205.09	\$ 1,381.69	\$ 2,001.52	\$ 2,692.82	\$ 2,851.55		\$ 296.73
488 CHERRY CREEK RD.	MARQUETTE	49855	MARQUETTE	20/3 GW-GW	4	\$ 897.19	\$ 1,078.79	\$ 1,205.09	\$ 1,381.69	\$ 2,001.52	\$ 2,692.82	\$ 2,851.55		\$ 296.73
8800 W. M-116	LUDINGTON	49431	MASON	10M/10M	3	\$ 568.97	\$ 671.56	\$ 825.97	\$ 1,105.96	\$ 1,820.18	\$ 2,171.05	\$ 2,329.78		\$ 296.73
302 N. DELIA	LUDINGTON	49431	MASON	20M/20M	3	\$ 404.06	\$ 426.58	\$ 473.35	\$ 586.31	\$ 826.49	\$ 1,070.25	\$ 1,228.98		\$ 296.73
915 DIANA	LUDINGTON	49431	MASON	20M/20M	3	\$ 435.87	\$ 511.42	\$ 611.21	\$ 729.48	\$ 1,009.95	\$ 1,287.65	\$ 1,446.38		\$ 296.73
14372 NORTHLAND DR.	BIG RAPIDS	49307	MECOSTA	600/35 GW-GW	4	\$ 419.97	\$ 479.60	\$ 658.94	\$ 798.41	\$ 1,116.00	\$ 1,383.10	\$ 1,541.83		\$ 296.73
206-A N. MICHIGAN AVE.	BIG RAPIDS	49307	MECOSTA	20M/20M	3	\$ 419.97	\$ 479.60	\$ 611.21	\$ 729.48	\$ 1,009.95	\$ 1,287.65	\$ 1,446.38		\$ 296.73
400 ELM ST.	BIG RAPIDS	49307	MECOSTA	20M/20M	3	\$ 414.66	\$ 474.30	\$ 643.03	\$ 771.90	\$ 1,116.00	\$ 1,367.19	\$ 1,525.92		\$ 296.73
800 WATER TOWER RD.	BIG RAPIDS	49307	MECOSTA	50M/50M	3	\$ 435.87	\$ 511.42	\$ 611.21	\$ 729.48	\$ 1,009.95	\$ 1,287.65	\$ 1,446.38		\$ 296.73
US-2/M-41	HARRIS	49845	MENOMINEE	20M/20M	3	\$ 429.51	\$ 491.01	\$ 665.83	\$ 797.88	\$ 1,153.12	\$ 1,413.59	\$ 1,572.32		\$ 296.73
900 10TH AVE.	MENOMINEE	49858	MENOMINEE	20M/20M	3	\$ 512.23	\$ 595.20	\$ 701.36	\$ 830.23	\$ 1,116.00	\$ 1,603.68	\$ 1,762.41		\$ 296.73
1305 EIGHTH AVE.	MENOMINEE	49858	MENOMINEE	20M/20M	3	\$ 457.08	\$ 522.02	\$ 701.36	\$ 830.23	\$ 1,116.00	\$ 1,547.48	\$ 1,706.21		\$ 296.73
2612 10TH AVE.	MENOMINEE	49858	MENOMINEE	20M/20M	3	\$ 506.93	\$ 577.17	\$ 701.36	\$ 830.23	\$ 1,116.00	\$ 1,603.68	\$ 1,762.41		\$ 296.73
5420 W. RIVER RD.	STEPHENSON	49887	MENOMINEE	20/2 GW-GW	3	\$ 1,632.72	\$ 1,958.24	\$ 2,207.01	\$ 2,777.25	\$ 3,201.65	\$ 3,671.25	\$ 3,829.98		\$ 296.73
1409 WASHINGTON	MIDLAND	48640	MIDLAND	20M/20M	3	\$ 404.06	\$ 426.58	\$ 473.35	\$ 586.31	\$ 826.49	\$ 1,070.25	\$ 1,228.98		\$ 296.73
1509 WASHINGTON	MIDLAND	48640	MIDLAND	20M/20M	3	\$ 404.06	\$ 426.58	\$ 473.35	\$ 586.31	\$ 826.49	\$ 1,070.25	\$ 1,228.98		\$ 296.73
1832 N. SAGINAW	MIDLAND	48640	MIDLAND	20M/20M	3	\$ 404.06	\$ 426.58	\$ 473.35	\$ 586.31	\$ 826.49	\$ 1,070.25	\$ 1,228.98		\$ 296.73

220 W. ELLSWORTH ST.	MIDLAND	48640	MIDLAND	20M/20M	3	\$ 404.06	\$ 426.58	\$ 473.35	\$ 586.31	\$ 826.49	\$ 1,070.25	\$ 1,228.98	\$ 296.73
2727 RODD ST.	MIDLAND	48640	MIDLAND	20M/20M	3	\$ 506.93	\$ 577.17	\$ 701.36	\$ 830.23	\$ 1,116.00	\$ 1,603.68	\$ 1,762.41	\$ 296.73
110 S. PINE	LAKE CITY	49651	MISSAUKEE	10M/10M	3	\$ 408.60	\$ 498.79	\$ 607.17	\$ 846.13	\$ 996.82	\$ 1,312.90	\$ 1,471.63	\$ 296.73
111 S. CANAL ST.	LAKE CITY	49651	MISSAUKEE	400/20 GW-GW	3	\$ 408.60	\$ 498.79	\$ 607.17	\$ 846.13	\$ 996.82	\$ 1,312.90	\$ 1,471.63	\$ 296.73
129 S. MAIN ST.	LAKE CITY	49651	MISSAUKEE	20M/20M	3	\$ 408.60	\$ 498.79	\$ 607.17	\$ 846.13	\$ 996.82	\$ 1,312.90	\$ 1,471.63	\$ 296.73
10399 TELEGRAPH RD.	CARLETON	48117	MONROE	25/25 GW-GW	3	\$ 602.52	\$ 660.39	\$ 833.41	\$ 1,132.97	\$ 1,454.35	\$ 2,269.37	\$ 2,428.10	\$ 296.73
1107 S. TELEGRAPH RD.	MONROE	48161	MONROE	20M/20M	3	\$ 345.73	\$ 421.28	\$ 611.21	\$ 729.48	\$ 1,009.95	\$ 1,287.65	\$ 1,446.38	\$ 296.73
12075 TELEGRAPH RD.	ERIE	48133	MONROE	25/25 GW-GW	3	\$ 701.54	\$ 936.68	\$ 1,197.15	\$ 1,477.13	\$ 2,295.82	\$ 2,719.33	\$ 2,878.06	\$ 296.73
125 E. SECOND ST.	MONROE	48161	MONROE	20M/20M	3	\$ 345.73	\$ 421.28	\$ 611.21	\$ 729.48	\$ 1,009.95	\$ 1,287.65	\$ 1,446.38	\$ 296.73
12900 I-75	MONROE	48162	MONROE	20M/20M	3	\$ 512.23	\$ 595.20	\$ 701.36	\$ 830.23	\$ 1,116.00	\$ 1,603.68	\$ 1,762.41	\$ 296.73
2800 STATE PARK RD.	MONROE	48162	MONROE	20M/20M	3	\$ 435.87	\$ 511.42	\$ 611.21	\$ 729.48	\$ 1,009.95	\$ 1,287.65	\$ 1,446.38	\$ 296.73
29 WASHINGTON ST.	MONROE	48161	MONROE	20M/20M	3	\$ 506.93	\$ 577.17	\$ 701.36	\$ 830.23	\$ 1,116.00	\$ 1,603.68	\$ 1,762.41	\$ 296.73
300 JONES AVE.	MONROE	48161	MONROE	100/100 GW-GW	4	\$ 345.73	\$ 421.28	\$ 701.36	\$ 830.23	\$ 1,116.00	\$ 1,603.68	\$ 1,762.41	\$ 296.73
4756 ANN ARBOR RD.	DUNDEE	48131	MONROE	25/25 GW-GW	3	\$ 435.87	\$ 511.42	\$ 611.21	\$ 729.48	\$ 1,009.95	\$ 1,287.65	\$ 1,446.38	\$ 296.73
7200 LEWIS AVE.	TEMPERANCE	48182	MONROE	20M/20M	3	\$ 568.97	\$ 671.56	\$ 825.97	\$ 1,105.96	\$ 2,083.72	\$ 2,401.18	\$ 2,559.91	\$ 296.73
903 S. TELEGRAPH	MONROE	48161	MONROE	20M/20M	3	\$ 435.87	\$ 511.42	\$ 611.21	\$ 729.48	\$ 1,009.95	\$ 1,287.65	\$ 1,446.38	\$ 296.73
10274 E. BOYER RD.	CARSON CITY	48811	MONTCALM	100M/100M	3	\$ 435.87	\$ 511.42	\$ 611.21	\$ 729.48	\$ 1,009.95	\$ 1,287.65	\$ 1,446.38	\$ 296.73
10300 HOWARD CITY EDMORE RD.	LAKEVIEW	48850	MONTCALM	500/75 GW-GW	3	\$ 642.67	\$ 823.21	\$ 1,197.15	\$ 1,476.07	\$ 1,820.18	\$ 2,171.05	\$ 2,329.78	\$ 296.73
609 N. STATE ST.	STANTON	48888	MONTCALM	20M/20M	3	\$ 568.97	\$ 671.56	\$ 825.97	\$ 1,105.96	\$ 2,083.72	\$ 2,401.18	\$ 2,559.91	\$ 296.73
617 N. STATE ST.	STANTON	48888	MONTCALM	6/6 GW-GW	3	\$ 568.97	\$ 671.56	\$ 825.97	\$ 1,105.96	\$ 2,083.72	\$ 2,401.18	\$ 2,559.91	\$ 296.73
657 N. STATE ST.	STANTON	48888	MONTCALM	20M/20M	3	\$ 568.97	\$ 671.56	\$ 825.97	\$ 1,105.96	\$ 2,083.72	\$ 2,401.18	\$ 2,559.91	\$ 296.73

### DIA Monthly Recurring Charges

Address	CITY	ZIP	COUNTY	Current bandwidth Down/Up	COS (Class of Service)	10M	20M	50M	100M	250M	500M	1G	10G	SD-WAN
701 S. GREENVILLE WEST DR.	GREENVILLE	48838	MONTCALM	20M/20M	3	\$ 414.66	\$ 474.30	\$ 643.03	\$ 771.90	\$ 1,116.00	\$ 1,367.19	\$ 1,525.92		\$ 296.73
12265 W. M-32	ATLANTA	49709	MONTMORENCY	20M/20M	3	\$ 435.87	\$ 511.42	\$ 611.21	\$ 729.48	\$ 1,009.95	\$ 1,287.65	\$ 1,446.38		\$ 296.73
12519 STATE ST. ELKLAND CENTER	ATLANTA	49709	MONTMORENCY	15/2 GW-GW	3	\$ 435.87	\$ 511.42	\$ 611.21	\$ 729.48	\$ 1,009.95	\$ 1,287.65	\$ 1,446.38		\$ 296.73
13210 M-33	ATLANTA	49709	MONTMORENCY	20M/20M	3	\$ 642.67	\$ 823.21	\$ 1,197.15	\$ 1,476.07	\$ 1,820.18	\$ 2,171.05	\$ 2,329.78		\$ 296.73
13490 M-32/M-33	ATLANTA	49709	MONTMORENCY	20M/20M	3	\$ 435.87	\$ 511.42	\$ 611.21	\$ 729.48	\$ 1,009.95	\$ 1,287.65	\$ 1,446.38		\$ 296.73
13501 M-33	ATLANTA	49709	MONTMORENCY	20M/20M	3	\$ 642.67	\$ 823.21	\$ 1,197.15	\$ 1,476.07	\$ 1,820.18	\$ 2,171.05	\$ 2,329.78		\$ 296.73
16860 W. M-32	ATLANTA	49709	MONTMORENCY	20M/20M	3	\$ 642.67	\$ 823.21	\$ 1,197.15	\$ 1,476.07	\$ 1,820.18	\$ 2,171.05	\$ 2,329.78		\$ 296.73
410 N. STATE	HILLMAN	49746	MONTMORENCY	20M/20M	3	\$ 435.87	\$ 511.42	\$ 611.21	\$ 729.48	\$ 1,009.95	\$ 1,287.65	\$ 1,446.38		\$ 296.73
1485 E. APPLE AVE.	MUSKEGON	49442	MUSKEGON	20M/20M	3	\$ 345.73	\$ 421.28	\$ 825.97	\$ 1,105.96	\$ 1,820.18	\$ 2,171.05	\$ 2,329.78		\$ 296.73
2225 OLTHOFF DR.	MUSKEGON	49444	MUSKEGON	20M/20M	3	\$ 568.97	\$ 671.56	\$ 825.97	\$ 1,105.96	\$ 1,820.18	\$ 2,171.05	\$ 2,329.78		\$ 296.73
2500 S. SHERIDAN RD.	MUSKEGON	49444	MUSKEGON	100M/100M	3	\$ 435.87	\$ 511.42	\$ 611.21	\$ 729.48	\$ 1,009.95	\$ 1,287.65	\$ 1,446.38		\$ 296.73
2700 BAKER ST.	MUSKEGON HTS.	49444	MUSKEGON	50M/50M	3	\$ 435.87	\$ 511.42	\$ 611.21	\$ 729.48	\$ 1,009.95	\$ 1,287.65	\$ 1,446.38		\$ 296.73
2715 BAKER ST.	MUSKEGON HTS.	49444	MUSKEGON	20/10 GW-GW	3	\$ 345.73	\$ 421.28	\$ 825.97	\$ 1,105.96	\$ 1,820.18	\$ 2,171.05	\$ 2,329.78		\$ 296.73
316 MORRIS AVE.	MUSKEGON	49440	MUSKEGON	100/15 GW-GW	3	\$ 382.85	\$ 479.60	\$ 611.21	\$ 729.48	\$ 1,009.95	\$ 1,287.65	\$ 1,446.38		\$ 296.73
3560 MEMORIAL DR.	NORTH MUSKEGON	49445	MUSKEGON	DS1X2 GW-GW	3	\$ 568.97	\$ 671.56	\$ 825.97	\$ 1,105.96	\$ 1,820.18	\$ 2,171.05	\$ 2,329.78		\$ 296.73
6585 LAKE HARBOR RD.	MUSKEGON	49441	MUSKEGON	20M/20M	3	\$ 568.97	\$ 671.56	\$ 825.97	\$ 1,105.96	\$ 1,820.18	\$ 2,171.05	\$ 2,329.78		\$ 296.73
985 E. BARNEY ST.	MUSKEGON	49444	MUSKEGON	600/35 GW-GW	3	\$ 345.73	\$ 421.28	\$ 825.97	\$ 1,105.96	\$ 1,820.18	\$ 2,171.05	\$ 2,329.78		\$ 296.73
990 TERRACE	MUSKEGON	49442	MUSKEGON	20M/20M	3	\$ 345.73	\$ 421.28	\$ 473.35	\$ 586.31	\$ 826.49	\$ 1,070.25	\$ 1,228.98		\$ 296.73
1018 NEWELL ST.	WHITE CLOUD	49349	NEWAYGO	20M/20M	3	\$ 512.23	\$ 595.20	\$ 701.36	\$ 830.23	\$ 1,116.00	\$ 1,603.68	\$ 1,762.41		\$ 296.73
1092 NEWELL ST.	WHITE CLOUD	49349	NEWAYGO	20M/20M	3	\$ 512.23	\$ 595.20	\$ 701.36	\$ 830.23	\$ 1,116.00	\$ 1,603.68	\$ 1,762.41		\$ 296.73
360 ADAMS ST.	NEWAYGO	49337	NEWAYGO	100/100 GW-GW	4	\$ 414.66	\$ 474.30	\$ 643.03	\$ 771.90	\$ 1,116.00	\$ 1,367.19	\$ 1,525.92		\$ 296.73
7159 W. 48TH ST.	FREMONT	49412	NEWAYGO	20M/20M	3	\$ 345.73	\$ 421.28	\$ 701.36	\$ 830.23	\$ 1,116.00	\$ 1,603.68	\$ 1,762.41		\$ 296.73
2925 LAPEER RD.	AUBURN HILLS	48326	OAKLAND	20M/20M	3	\$ 345.73	\$ 421.28	\$ 473.35	\$ 586.31	\$ 826.49	\$ 1,070.25	\$ 1,228.98		\$ 296.73
1111 E. LONG LAKE RD.	TROY	48083	OAKLAND	20M/20M	3	\$ 345.73	\$ 421.28	\$ 701.36	\$ 830.23	\$ 1,062.98	\$ 1,342.80	\$ 1,501.53		\$ 296.73
1200 N. TELEGRAPH RD.	PONTIAC	48053	OAKLAND	20M/20M	3	\$ 345.73	\$ 421.28	\$ 617.48	\$ 749.21	\$ 1,033.92	\$ 1,433.16	\$ 1,591.89		\$ 296.73
1270 PONTIAC RD.	PONTIAC	48340	OAKLAND	20M/20M	3	\$ 345.73	\$ 421.28	\$ 701.36	\$ 830.23	\$ 1,116.00	\$ 1,603.68	\$ 1,762.41		\$ 296.73
13401 W. TEN MILE RD.	OAK PARK	48237	OAKLAND	20M/20M	3	\$ 345.73	\$ 421.28	\$ 701.36	\$ 830.23	\$ 1,116.00	\$ 1,603.68	\$ 1,762.41		\$ 296.73
14350 TEN MILE RD.	OAK PARK	48237	OAKLAND	100/100 GW-GW	3	\$ 345.73	\$ 421.28	\$ 701.36	\$ 830.23	\$ 1,116.00	\$ 1,261.14	\$ 1,419.87		\$ 296.73
14645 DIXIE HWY.	HOLLY	48442	OAKLAND	50/10 GW-GW	4	\$ 345.73	\$ 421.28	\$ 701.36	\$ 830.23	\$ 1,116.00	\$ 1,603.68	\$ 1,762.41		\$ 296.73
18101 W. NINE MILE RD.	SOUTHFIELD	48075	OAKLAND	50M/50M	3	\$ 404.06	\$ 426.58	\$ 473.35	\$ 586.31	\$ 826.49	\$ 1,070.25	\$ 1,228.98		\$ 296.73
18471 HAGGERTY	NORTHVILLE	48167	OAKLAND	100M/100M	3	\$ 506.93	\$ 577.17	\$ 701.36	\$ 830.23	\$ 1,116.00	\$ 1,603.68	\$ 1,762.41		\$ 296.73
20809 DEQUINDRE RD.	HAZEL PARK	48030	OAKLAND	20M/20M	3	\$ 506.93	\$ 577.17	\$ 701.36	\$ 830.23	\$ 1,116.00	\$ 1,603.68	\$ 1,762.41		\$ 296.73
2250 CROOKS RD.	ROCHESTER HILLS	48309	OAKLAND	20M/20M	3	\$ 345.73	\$ 421.28	\$ 473.35	\$ 586.31	\$ 826.49	\$ 1,070.25	\$ 1,228.98		\$ 296.73
235 N. SAGINAW ST.	PONTIAC	48058	OAKLAND	20M/20M	3	\$ 506.93	\$ 577.17	\$ 701.36	\$ 830.23	\$ 1,116.00	\$ 1,603.68	\$ 1,762.41		\$ 296.73
23629 INDUSTRIAL PARK DR.	FARMINGTON HILLS	48335	OAKLAND	150/150 GW-GW	3	\$ 382.43	\$ 453.30	\$ 621.82	\$ 734.78	\$ 989.81	\$ 1,367.19	\$ 1,525.92		\$ 296.73
25263 TELEGRAPH RD.	SOUTHFIELD	48034	OAKLAND	50/10 GW-GW	3	\$ 345.73	\$ 421.28	\$ 473.35	\$ 586.31	\$ 826.49	\$ 1,070.25	\$ 1,228.98		\$ 296.73
25680 W. EIGHT MILE	SOUTHFIELD	48033	OAKLAND	100M/100M	3	\$ 506.93	\$ 577.17	\$ 701.36	\$ 830.23	\$ 1,116.00	\$ 1,603.68	\$ 1,762.41		\$ 296.73
25900 GREENFIELD	OAK PARK	48237	OAKLAND	20M/20M	3	\$ 265.13	\$ 347.04	\$ 436.23	\$ 586.31	\$ 826.49	\$ 1,070.25	\$ 1,228.98		\$ 296.73
301 S. CENTER ST.	NORTHVILLE	48167	OAKLAND	20M/20M	3	\$ 345.73	\$ 421.28	\$ 637.73	\$ 771.90	\$ 1,116.00	\$ 1,367.19	\$ 1,525.92		\$ 296.73

30755 MONTPELIER	MADISON HEIGHTS	48071	OAKLAND	20M/20M	3	\$ 512.23	\$ 595.20	\$ 664.24	\$ 729.48	\$ 973.90	\$ 1,342.80	\$ 1,501.53	\$ 296.73
31172 BECK RD.	NOVI	48337	OAKLAND	20M/20M	3	\$ 345.73	\$ 421.28	\$ 473.35	\$ 586.31	\$ 826.49	\$ 1,070.25	\$ 1,228.98	\$ 296.73
3500 WIXOM RD.	COMMERCE	48382	OAKLAND	100/100 GW-GW	3	\$ 345.73	\$ 421.28	\$ 666.90	\$ 734.78	\$ 989.81	\$ 1,395.83	\$ 1,554.56	\$ 296.73
42145 W. SEVEN MILE RD.	NORTHVILLE	48167	OAKLAND	100/100 GW- GW	3	\$ 264.40	\$ 360.40	\$ 456.92	\$ 596.92	\$ 827.55	\$ 1,051.16	\$ 1,209.89	\$ 296.73
4297 ORCHARD LAKE RD.	WEST BLOOMFIELD	48323	OAKLAND	50/10 GW-GW	3	\$ 506.93	\$ 577.17	\$ 701.36	\$ 830.23	\$ 1,116.00	\$ 1,603.68	\$ 1,762.41	\$ 296.73
49601 EIGHT MILE RD	NORTHVILLE	48167	OAKLAND	35/5 GW-GW	4	\$ 512.23	\$ 595.20	\$ 701.36	\$ 830.23	\$ 1,116.00	\$ 1,603.68	\$ 1,762.41	\$ 296.73
51111 WOODWARD AVE.	PONTIAC	48342	OAKLAND	100M/100M	3	\$ 506.93	\$ 577.17	\$ 701.36	\$ 830.23	\$ 1,116.00	\$ 1,603.68	\$ 1,762.41	\$ 296.73
672 N. MILFORD RD.	HIGHLAND	48357	OAKLAND	5M/5M	3	\$ 345.73	\$ 421.28	\$ 580.99	\$ 709.33	\$ 989.81	\$ 1,395.83	\$ 1,554.56	\$ 296.73
7090 SASHABAW RD.	CLARKSTON	48348	OAKLAND	20M/20M	3	\$ 345.73	\$ 421.28	\$ 473.35	\$ 586.31	\$ 826.49	\$ 1,070.25	\$ 1,228.98	\$ 296.73
800 VANGUARD	PONTIAC	49684	OAKLAND	20M/20M	3	\$ 345.73	\$ 421.28	\$ 637.73	\$ 830.23	\$ 1,116.00	\$ 1,457.33	\$ 1,616.06	\$ 296.73
8100 GRANGE HALL RD.	HOLLY	48442	OAKLAND	20M/20M	3	\$ 506.93	\$ 577.17	\$ 701.36	\$ 830.23	\$ 1,116.00	\$ 1,603.68	\$ 1,762.41	\$ 296.73
216 E. LINCOLN	HART	49420	OCEANA	20M/20M	3	\$ 435.87	\$ 511.42	\$ 611.21	\$ 729.48	\$ 1,009.95	\$ 1,287.65	\$ 1,446.38	\$ 296.73
3740 W. POLK RD.	HART	49420	OCEANA	20M/20M	3	\$ 435.87	\$ 511.42	\$ 611.21	\$ 729.48	\$ 1,009.95	\$ 1,287.65	\$ 1,446.38	\$ 296.73
3793 W. POLK RD.	HART	49420	OCEANA	100/100 GW-GW	3	\$ 435.87	\$ 511.42	\$ 611.21	\$ 729.48	\$ 1,009.95	\$ 1,287.65	\$ 1,446.38	\$ 296.73
4081 W. POLK RD.	HART	49420	OCEANA	20M/20M	3	\$ 435.87	\$ 511.42	\$ 611.21	\$ 729.48	\$ 1,009.95	\$ 1,287.65	\$ 1,446.38	\$ 296.73
844 S. GRISWOLD ST.	HART	49420	OCEANA	25/25 GW-GW	3	\$ 642.67	\$ 823.21	\$ 1,197.15	\$ 1,476.07	\$ 1,820.18	\$ 2,171.05	\$ 2,329.78	\$ 296.73
9679 W. STATE PARK RD.	MEARS	49436	OCEANA	20M/20M	3	\$ 642.67	\$ 823.21	\$ 1,197.15	\$ 1,476.07	\$ 1,820.18	\$ 2,171.05	\$ 2,329.78	\$ 296.73
2021 FOXRUN	WEST BRANCH	48661	OGEMAW	50/50 GW-GW	4	\$ 414.66	\$ 474.30	\$ 643.03	\$ 771.90	\$ 1,116.00	\$ 1,367.19	\$ 1,525.92	\$ 296.73

DIA Monthly Recurring Charges														
Address	CITY	ZIP	COUNTY	Current bandwidth Down/Up	COS (Class of Service)	10M	20M	50M	100M	250M	500M	1G	10G	SD-WAN
2394 W. M-55	WEST BRANCH	48661	OGEMAW	20M/20M	3	\$ 506.93	\$ 577.17	\$ 701.36	\$ 830.23	\$ 1,116.00	\$ 1,603.68	\$ 1,762.41		\$ 296.73
2550 E. ROSE CITY RD.	LUPTON	48653	OGEMAW	20M/20M	3	\$ 435.87	\$ 511.42	\$ 611.21	\$ 729.48	\$ 1,009.95	\$ 1,287.65	\$ 1,446.38		\$ 296.73
444 E. HOUGHTON	WEST BRANCH	48661	OGEMAW	20M/20M	3	\$ 506.93	\$ 577.17	\$ 701.36	\$ 830.23	\$ 1,116.00	\$ 1,603.68	\$ 1,762.41		\$ 296.73
806 W. HOUGHTON	WEST BRANCH	48661	OGEMAW	20M/20M	3	\$ 414.66	\$ 474.30	\$ 611.21	\$ 729.48	\$ 1,009.95	\$ 1,287.65	\$ 1,446.38		\$ 296.73
408 S. COPPER ST	ONTONAGON	49953	ONTONAGON	20M/20M	3	\$ 414.66	\$ 474.30	\$ 643.03	\$ 771.90	\$ 1,121.31	\$ 1,367.19	\$ 1,525.92		\$ 296.73
725 GREENLAND	ONTONAGON	49953	ONTONAGON	1.5M1.5M	3	\$ 414.66	\$ 474.30	\$ 643.03	\$ 771.90	\$ 1,121.31	\$ 1,367.19	\$ 1,525.92		\$ 296.73
728 S. 7TH ST.	ONTONAGON	49953	ONTONAGON	15/2 GW-GW	3	\$ 1,632.72	\$ 1,958.24	\$ 2,207.01	\$ 2,777.25	\$ 3,201.65	\$ 3,671.25	\$ 3,829.98		\$ 296.73
2897 SIXTEEN MILE RD.	MARION	49665	OSCEOLA	20M/20M	3	\$ 512.23	\$ 595.20	\$ 701.36	\$ 830.23	\$ 1,116.00	\$ 1,603.68	\$ 1,762.41		\$ 296.73
19424 W. US-10	REED CITY	49677	OSCEOLA	20M/20M	3	\$ 435.87	\$ 511.42	\$ 611.21	\$ 729.48	\$ 1,009.95	\$ 1,287.65	\$ 1,446.38		\$ 296.73
21719 HOWARD ST.	REED CITY	49677	OSCEOLA	20M/20M	3	\$ 419.97	\$ 479.60	\$ 658.94	\$ 798.41	\$ 1,116.00	\$ 1,383.10	\$ 1,541.83		\$ 296.73
301 W. UPTON AVE.	REED CITY	49677	OSCEOLA	20M/20M	3	\$ 506.93	\$ 577.17	\$ 701.36	\$ 830.23	\$ 1,116.00	\$ 1,603.68	\$ 1,762.41		\$ 296.73
105 S. COURT ST.	MIO	48647	OSCODA	20M/20M	3	\$ 642.67	\$ 823.21	\$ 1,197.15	\$ 1,476.07	\$ 1,820.18	\$ 2,171.05	\$ 2,329.78		\$ 296.73
1161 W. M-72	MIO	48647	OSCODA	20M/20M	3	\$ 642.67	\$ 823.21	\$ 1,197.15	\$ 1,476.07	\$ 1,820.18	\$ 2,171.05	\$ 2,329.78		\$ 296.73
200 W. FIFTH ST.	MIO	48647	OSCODA	20M/20M	3	\$ 642.67	\$ 823.21	\$ 1,197.15	\$ 1,476.07	\$ 1,820.18	\$ 2,171.05	\$ 2,329.78		\$ 296.73
302 N. MORENCI AVE.	MIO	48647	OSCODA	15/2 GW-GW	3	\$ 642.67	\$ 823.21	\$ 1,197.15	\$ 1,476.07	\$ 1,820.18	\$ 2,171.05	\$ 2,329.78		\$ 296.73
311 MORENCI AVE.	MIO	48647	OSCODA	20/20 GW-GW	3	\$ 642.67	\$ 823.21	\$ 1,197.15	\$ 1,476.07	\$ 1,820.18	\$ 2,171.05	\$ 2,329.78		\$ 296.73
1088 E. M-32 ST.	GAYLORD	49735	OTSEGO	50M/50M	3	\$ 435.87	\$ 511.42	\$ 611.21	\$ 729.48	\$ 1,009.95	\$ 1,287.65	\$ 1,446.38		\$ 296.73
1732 W. M-32 HWY.	GAYLORD	49735	OTSEGO	20M/20M	3	\$ 414.66	\$ 474.30	\$ 611.21	\$ 729.48	\$ 1,009.95	\$ 1,287.65	\$ 1,446.38		\$ 296.73
2100 W. M-32	GAYLORD	49735	OTSEGO	50M/50M	3	\$ 435.87	\$ 511.42	\$ 611.21	\$ 729.48	\$ 1,009.95	\$ 1,287.65	\$ 1,446.38		\$ 296.73
225 W. MAIN ST.	GAYLORD	49735	OTSEGO	20M/20M	3	\$ 435.87	\$ 511.42	\$ 611.21	\$ 729.48	\$ 1,009.95	\$ 1,287.65	\$ 1,446.38		\$ 296.73
563 OTSEGO	GAYLORD	49735	OTSEGO	100/100 GW-GW	3	\$ 435.87	\$ 511.42	\$ 611.21	\$ 729.48	\$ 1,009.95	\$ 1,287.65	\$ 1,446.38		\$ 296.73
7136 S. US-27	GAYLORD	49734	OTSEGO	5/512 GW-GW	4	\$ 512.23	\$ 595.20	\$ 701.36	\$ 830.23	\$ 1,116.00	\$ 1,603.68	\$ 1,762.41		\$ 296.73
800 LIVINGSTON BLVD.	GAYLORD	49058	OTSEGO	6/6 GW-GW	3	\$ 414.66	\$ 474.30	\$ 643.03	\$ 771.90	\$ 1,121.31	\$ 1,367.19	\$ 1,525.92		\$ 296.73
931 OTSEGO AVE.	GAYLORD	49735	OTSEGO	20M/20M	3	\$ 414.66	\$ 474.30	\$ 643.03	\$ 771.90	\$ 1,121.31	\$ 1,367.19	\$ 1,525.92		\$ 296.73
931 OTSEGO AVE.	GAYLORD	49735	OTSEGO	50M/50M	3	\$ 414.66	\$ 474.30	\$ 643.03	\$ 771.90	\$ 1,121.31	\$ 1,367.19	\$ 1,525.92		\$ 296.73
9966 TWIN LAKES RD.	VANDEBILT	49795	OTSEGO	1G/1G	3	\$ 642.67	\$ 823.21	\$ 1,197.15	\$ 1,476.07	\$ 1,820.18	\$ 2,171.05	\$ 2,329.78		\$ 296.73
414 WASHINGTON ST.	GRAND HAVEN	48417	OTTAWA	600/35 GW-GW	3	\$ 435.87	\$ 511.42	\$ 611.21	\$ 729.48	\$ 1,009.95	\$ 1,287.65	\$ 1,446.38		\$ 296.73
1110 ROBBINS RD.	GRAND HAVEN	49417	OTTAWA	20M/20M	3	\$ 419.97	\$ 479.60	\$ 658.94	\$ 798.41	\$ 1,116.00	\$ 1,383.10	\$ 1,541.83		\$ 296.73
121 CLOVER AVE.	HOLLAND TWP.	49423	OTTAWA	20M/20M	3	\$ 506.93	\$ 577.17	\$ 701.36	\$ 830.23	\$ 1,116.00	\$ 1,603.68	\$ 1,762.41		\$ 296.73
12185 JAMES ST.	HOLLAND	49424	OTTAWA	20M/20M	3	\$ 506.93	\$ 577.17	\$ 701.36	\$ 830.23	\$ 1,116.00	\$ 1,603.68	\$ 1,762.41		\$ 296.73
12220 FILLMORE RD.	WEST OLIVE	49460	OTTAWA	20M/20M	3	\$ 414.66	\$ 474.30	\$ 643.03	\$ 771.90	\$ 1,116.00	\$ 1,367.19	\$ 1,525.92		\$ 296.73
1622 S. BEACON BLVD.	GRAND HAVEN	49417	OTTAWA	100/100 GW-GW	3	\$ 506.93	\$ 577.17	\$ 701.36	\$ 830.23	\$ 1,116.00	\$ 1,603.68	\$ 1,762.41		\$ 296.73
2215 OTTAWA BEACH RD.	HOLLAND	49424	OTTAWA	100/100 GW-GW	4	\$ 512.23	\$ 595.20	\$ 701.36	\$ 830.23	\$ 1,116.00	\$ 1,603.68	\$ 1,762.41		\$ 296.73
2215 OTTAWA BEACH RD.	HOLLAND	49424	OTTAWA	20/3 GW-GW	3	\$ 512.23	\$ 595.20	\$ 701.36	\$ 830.23	\$ 1,116.00	\$ 1,603.68	\$ 1,762.41		\$ 296.73
5211 CHERRY	HUDSONVILLE	49426	OTTAWA	20M/20M	3	\$ 404.06	\$ 426.58	\$ 473.35	\$ 586.31	\$ 826.49	\$ 1,070.25	\$ 1,228.98		\$ 296.73
587-80 E. 8TH ST.	HOLLAND	49423	OTTAWA	20M/20M	3	\$ 414.66	\$ 474.30	\$ 643.03	\$ 771.90	\$ 1,116.00	\$ 1,367.19	\$ 1,525.92		\$ 296.73
151 E. HURON AVE.	ROGERS CITY	49779	PRESQUE ISLE	20M/20M	3	\$ 435.87	\$ 511.42	\$ 611.21	\$ 729.48	\$ 1,009.95	\$ 1,287.65	\$ 1,446.38		\$ 296.73
164 N. 4th ST.	ROGERS CITY	49779	PRESQUE ISLE	20M/20M	3	\$ 435.87	\$ 511.42	\$ 611.21	\$ 729.48	\$ 1,009.95	\$ 1,287.65	\$ 1,446.38		\$ 296.73
246 N. BRADLEY HWY.	ROGERS CITY	49779	PRESQUE ISLE	100/7 GW-GW	3	\$ 419.97	\$ 479.60	\$ 658.94	\$ 798.41	\$ 1,116.00	\$ 1,383.10	\$ 1,541.83		\$ 296.73
5001 N. US-23	ROGERS CITY	49779	PRESQUE ISLE	DS1 GW-GW	3	\$ 701.54	\$ 936.68	\$ 1,197.15	\$ 1,477.13	\$ 2,295.82	\$ 2,719.33	\$ 2,878.06		\$ 296.73
180 S. HARRISON RD.	HOUGHTON LAKE	49629	ROSCOMMON	20/3 GW-GW	4	\$ 701.54	\$ 936.68	\$ 1,197.15	\$ 1,477.13	\$ 2,295.82	\$ 2,719.33	\$ 2,878.06		\$ 296.73
104 CONSERVATION DR.	ROSCOMMON	48653	ROSCOMMON	80/7 GW-GW	3	\$ 642.67	\$ 823.21	\$ 1,197.15	\$ 1,476.07	\$ 1,820.18	\$ 2,171.05	\$ 2,329.78		\$ 296.73

106 STATE PARK DR.	ROSCOMMON	48653	ROSCOMMON	60/5 GW-GW	4	\$ 642.67	\$ 823.21	\$ 1,197.15	\$ 1,476.07	\$ 1,820.18	\$ 2,171.05	\$ 2,329.78	\$ 296.73
2565 S. GLADWIN RD.	PRUDENVILLE	48651	ROSCOMMON	100/7 GW-GW	3	\$ 457.08	\$ 522.02	\$ 711.96	\$ 867.34	\$ 1,200.84	\$ 1,547.48	\$ 1,706.21	\$ 296.73
500 LAKE ST.	ROSCOMMON	48653	ROSCOMMON	20M/20M	3	\$ 414.66	\$ 474.30	\$ 643.03	\$ 771.90	\$ 1,121.31	\$ 1,367.19	\$ 1,525.92	\$ 296.73
715 LOXLEY ST.	HOUGHTON LAKE	49629	ROSCOMMON	20M/20M	3	\$ 701.54	\$ 936.68	\$ 1,197.15	\$ 1,477.13	\$ 2,295.82	\$ 2,719.33	\$ 2,878.06	\$ 296.73
8717 N. ROSCOMMON RD.	ROSCOMMON	48653	ROSCOMMON	20M/20M	3	\$ 435.87	\$ 511.42	\$ 611.21	\$ 729.48	\$ 1,009.95	\$ 1,287.65	\$ 1,446.38	\$ 296.73
9011 W. LAKE CITY RD.	HOUGHTON LAKE	49629	ROSCOMMON	100/100 GW-GW	3	\$ 435.87	\$ 511.42	\$ 611.21	\$ 729.48	\$ 1,009.95	\$ 1,287.65	\$ 1,446.38	\$ 296.73
115 S. SAGINAW	ST. CHARLES	48655	SAGINAW	100/7 GW-GW	4	\$ 506.93	\$ 577.17	\$ 701.36	\$ 830.23	\$ 1,116.00	\$ 1,603.68	\$ 1,762.41	\$ 296.73
1459 S. GRAHAM RD.	SAGINAW	48609	SAGINAW	20M/20M	3	\$ 419.97	\$ 479.60	\$ 658.94	\$ 798.41	\$ 1,116.00	\$ 1,383.10	\$ 1,541.83	\$ 296.73
1835 TREANOR	SAGINAW	48601	SAGINAW	20M/20M	3	\$ 512.23	\$ 595.20	\$ 701.36	\$ 830.23	\$ 1,116.00	\$ 1,603.68	\$ 1,762.41	\$ 296.73
1931 BAGLEY	SAGINAW	48601	SAGINAW	20M/20M	3	\$ 506.93	\$ 577.17	\$ 701.36	\$ 830.23	\$ 1,116.00	\$ 1,603.68	\$ 1,762.41	\$ 296.73
2402 SALZBURG	FREELAND	48623	SAGINAW	100/100 GW-GW	3	\$ 512.23	\$ 595.20	\$ 701.36	\$ 830.23	\$ 1,116.00	\$ 1,603.68	\$ 1,762.41	\$ 296.73
3510 E. WASHINGTON	SAGINAW	48601	SAGINAW	20M/20M	3	\$ 512.23	\$ 595.20	\$ 701.36	\$ 830.23	\$ 1,116.00	\$ 1,603.68	\$ 1,762.41	\$ 296.73
411 E. GENESEE ST.	SAGINAW	48605	SAGINAW	50M/50M	3	\$ 414.66	\$ 474.30	\$ 611.21	\$ 729.48	\$ 1,009.95	\$ 1,287.65	\$ 1,446.38	\$ 296.73
4212 DIXIE HWY.	SAGINAW	48601	SAGINAW	20M/20M	3	\$ 506.93	\$ 577.17	\$ 701.36	\$ 830.23	\$ 1,116.00	\$ 1,603.68	\$ 1,762.41	\$ 296.73
4404 BAY RD.	SAGINAW	48603	SAGINAW	100/7 GW-GW	3	\$ 506.93	\$ 577.17	\$ 701.36	\$ 830.23	\$ 1,116.00	\$ 1,603.68	\$ 1,762.41	\$ 296.73

#### DIA Monthly Recurring Charges

Address	CITY	ZIP	COUNTY	Current bandwidth Down/Up	COS (Class of Service)	10M	20M	50M	100M	250M	500M	1G	10G	SD-WAN
515 N. WASHINGTON	SAGINAW	48605	SAGINAW	50M/50M	3	\$ 265.13	\$ 347.04	\$ 436.23	\$ 586.31	\$ 826.49	\$ 1,070.25	\$ 1,228.98	\$ 296.73	
5777 N. ADAMS	SAGINAW	48604	SAGINAW	20M/20M	3	\$ 512.23	\$ 595.20	\$ 701.36	\$ 830.23	\$ 1,116.00	\$ 1,603.68	\$ 1,762.41	\$ 296.73	
5859 SHERMAN RD.	SAGINAW	48604	SAGINAW	50M/50M	3	\$ 512.23	\$ 595.20	\$ 701.36	\$ 830.23	\$ 1,116.00	\$ 1,603.68	\$ 1,762.41	\$ 296.73	
618 CASS ST.	SAGINAW	48602	SAGINAW	20M/20M	3	\$ 506.93	\$ 577.17	\$ 701.36	\$ 830.23	\$ 1,116.00	\$ 1,603.68	\$ 1,762.41	\$ 296.73	
6296 DIXIE HWY.	BRIDGEPORT	48722	SAGINAW	100/100 GW-GW	3	\$ 512.23	\$ 595.20	\$ 701.36	\$ 830.23	\$ 1,116.00	\$ 1,603.68	\$ 1,762.41	\$ 296.73	
9625 PIERCE	FREELAND	48623	SAGINAW	50M/50M	3	\$ 435.87	\$ 511.42	\$ 611.21	\$ 729.48	\$ 1,009.95	\$ 1,287.65	\$ 1,446.38	\$ 296.73	
277 E. SANILAC RD.	SANDUSKY	48471	SANILAC	20M/20M	3	\$ 512.23	\$ 595.20	\$ 701.36	\$ 830.23	\$ 1,116.00	\$ 1,603.68	\$ 1,762.41	\$ 296.73	
515 S. SANDUSKY RD.	SANDUSKY	48471	SANILAC	20M/20M	3	\$ 512.23	\$ 595.20	\$ 701.36	\$ 830.23	\$ 1,116.00	\$ 1,603.68	\$ 1,762.41	\$ 296.73	
60 W. SANILAC RD.	SANDUSKY	48471	SANILAC	20M/20M	3	\$ 512.23	\$ 595.20	\$ 701.36	\$ 830.23	\$ 1,116.00	\$ 1,603.68	\$ 1,762.41	\$ 296.73	
480 N INTAKE PARK RD.	MANISTIQUE	49854	SCHOOLCRAFT	60/5 GW-GW	4	\$ 408.60	\$ 498.79	\$ 607.17	\$ 846.13	\$ 996.82	\$ 1,312.90	\$ 1,471.63	\$ 296.73	
300 WALNUT ST.	MANISTIQUE	49854	SCHOOLCRAFT	20M/20M	3	\$ 408.60	\$ 474.30	\$ 607.17	\$ 729.48	\$ 996.82	\$ 1,287.65	\$ 1,446.38	\$ 296.73	
401 E. LAKESHORE DR.	MANISTIQUE	49854	SCHOOLCRAFT	100/100 GW-GW	4	\$ 408.60	\$ 498.79	\$ 607.17	\$ 846.13	\$ 996.82	\$ 1,312.90	\$ 1,471.63	\$ 296.73	
944 S. M-149 HWY.	MANISTIQUE	49854	SCHOOLCRAFT	20M/20M	3	\$ 423.15	\$ 516.72	\$ 628.18	\$ 875.83	\$ 1,027.98	\$ 1,356.59	\$ 1,515.32	\$ 296.73	
1025 N SHIAWASSEE	CORUNNA	48817	SHIAWASSEE	20M/20M	3	\$ 642.67	\$ 823.21	\$ 1,197.15	\$ 1,476.07	\$ 1,820.18	\$ 2,171.05	\$ 2,329.78	\$ 296.73	
1720 E. MAIN ST.	OWOSSO	48867	SHIAWASSEE	20M/20M	3	\$ 642.67	\$ 823.21	\$ 1,197.15	\$ 1,476.07	\$ 1,820.18	\$ 2,171.05	\$ 2,329.78	\$ 296.73	
7835 PRICE RD.	LAINSBURG	48848	SHIAWASSEE	20M/20M	3	\$ 568.97	\$ 671.56	\$ 825.97	\$ 1,105.96	\$ 1,820.18	\$ 2,171.05	\$ 2,329.78	\$ 296.73	
100 MCMORRAN BLVD.	PORT HURON	48060	ST. CLAIR	20M/20M	3	\$ 382.85	\$ 479.60	\$ 637.73	\$ 830.23	\$ 1,116.00	\$ 1,457.33	\$ 1,616.06	\$ 296.73	
1410 ELMWOOD	PORT HURON	48060	ST. CLAIR	20M/20M	3	\$ 345.73	\$ 421.28	\$ 701.36	\$ 830.23	\$ 1,116.00	\$ 1,603.68	\$ 1,762.41	\$ 296.73	
200 GRAND RIVER AVE.	PORT HURON	48060	ST. CLAIR	20M/20M	3	\$ 506.93	\$ 577.17	\$ 701.36	\$ 830.23	\$ 1,116.00	\$ 1,603.68	\$ 1,762.41	\$ 296.73	
201 MCMORRAN BLVD.	PORT HURON	48060	ST. CLAIR	20M/20M	3	\$ 506.93	\$ 577.17	\$ 701.36	\$ 830.23	\$ 1,116.00	\$ 1,603.68	\$ 1,762.41	\$ 296.73	
220 FORT ST.	PORT HURON	48060	ST. CLAIR	20M/20M	3	\$ 506.93	\$ 577.17	\$ 701.36	\$ 830.23	\$ 1,116.00	\$ 1,603.68	\$ 1,762.41	\$ 296.73	
2887 KRAFFT RD.	PORT HURON	48060	ST. CLAIR	20M/20M	3	\$ 404.06	\$ 426.58	\$ 473.35	\$ 586.31	\$ 826.49	\$ 1,070.25	\$ 1,228.98	\$ 296.73	
2900 LEWIS DR.	PORT HURON	48060	ST. CLAIR	20M/20M	3	\$ 512.23	\$ 595.20	\$ 701.36	\$ 830.23	\$ 1,116.00	\$ 1,603.68	\$ 1,762.41	\$ 296.73	
8372 RIVER RD.	MARINE CITY	48039	ST. CLAIR	20M/20M	3	\$ 512.23	\$ 595.20	\$ 701.36	\$ 830.23	\$ 1,116.00	\$ 1,603.68	\$ 1,762.41	\$ 296.73	
101 N. US-131	WHITE PIGEON	49099	ST. JOSEPH	50/10 GW-GW	3	\$ 345.73	\$ 421.28	\$ 611.21	\$ 729.48	\$ 1,009.95	\$ 1,287.65	\$ 1,446.38	\$ 296.73	
115 DEAN ST.	CENTREVILLE	49032	ST. JOSEPH	6/6 GW-GW	3	\$ 642.67	\$ 823.21	\$ 1,197.15	\$ 1,476.07	\$ 1,820.18	\$ 2,171.05	\$ 2,329.78	\$ 296.73	
265 N. US-131 ST.	THREE RIVERS	49093	ST. JOSEPH	600/35 GW-GW	3	\$ 568.97	\$ 671.56	\$ 825.97	\$ 1,105.96	\$ 1,820.18	\$ 2,171.05	\$ 2,329.78	\$ 296.73	
620 E. MAIN ST.	CENTREVILLE	49032	ST. JOSEPH	20M/20M	3	\$ 345.73	\$ 421.28	\$ 1,197.15	\$ 1,476.07	\$ 1,820.18	\$ 2,171.05	\$ 2,329.78	\$ 296.73	
692 E. MAIN ST.	CENTREVILLE	49032	ST. JOSEPH	20M/20M	3	\$ 435.87	\$ 511.42	\$ 611.21	\$ 729.48	\$ 1,009.95	\$ 1,287.65	\$ 1,446.38	\$ 296.73	
931 S. CENTERVILLE RD.	STURGIS	49091	ST. JOSEPH	20M/20M	3	\$ 419.97	\$ 479.60	\$ 611.21	\$ 729.48	\$ 1,009.95	\$ 1,287.65	\$ 1,446.38	\$ 296.73	
1184 CLEAVER	CARO	48723	TUSCOLA	200/10 GW-GW	3	\$ 408.60	\$ 474.30	\$ 607.17	\$ 771.90	\$ 996.82	\$ 1,312.90	\$ 1,471.63	\$ 296.73	
1365 CLEAVER RD.	CARO	48723	TUSCOLA	20M/20M	3	\$ 408.60	\$ 498.79	\$ 607.17	\$ 846.13	\$ 996.82	\$ 1,312.90	\$ 1,471.63	\$ 296.73	
1485 CLEAVER RD.	CARO	48723	TUSCOLA	100/100 GW-GW	3	\$ 408.60	\$ 498.79	\$ 607.17	\$ 846.13	\$ 996.82	\$ 1,312.90	\$ 1,471.63	\$ 296.73	
150 MILLWOOD	CARO	48723	TUSCOLA	10M/10M	3	\$ 408.60	\$ 498.79	\$ 607.17	\$ 846.13	\$ 996.82	\$ 1,312.90	\$ 1,471.63	\$ 296.73	
2000 CHAMBERS RD.	CARO	48723	TUSCOLA	100M/100M	3	\$ 408.60	\$ 479.60	\$ 607.17	\$ 798.41	\$ 996.82	\$ 1,312.90	\$ 1,471.63	\$ 296.73	
207 E. GRANT	CARO	48723	TUSCOLA	20M/20M	3	\$ 408.60	\$ 479.60	\$ 607.17	\$ 798.41	\$ 996.82	\$ 1,312.90	\$ 1,471.63	\$ 296.73	
449 GREEN ST.	CARO	48723	TUSCOLA	20M/20M	3	\$ 408.60	\$ 474.30	\$ 607.17	\$ 771.90	\$ 996.82	\$ 1,312.90	\$ 1,471.63	\$ 296.73	
1003 E. MICHIGAN AVE.	PAW PAW	49079	VAN BUREN	20M/20M	3	\$ 435.87	\$ 511.42	\$ 611.21	\$ 729.48	\$ 1,009.95	\$ 1,287.65	\$ 1,446.38	\$ 296.73	

108 W. MICHIGAN AVE.	PAW PAW	49079	VAN BUREN	100/100 GW-GW	3	\$ 345.73	\$ 421.28	\$ 611.21	\$ 729.48	\$ 1,009.95	\$ 1,287.65	\$ 1,446.38	\$ 296.73
205 S. KALAMAZOO	PAW PAW	49079	VAN BUREN	20M/20M	3	\$ 345.73	\$ 421.28	\$ 611.21	\$ 729.48	\$ 1,009.95	\$ 1,287.65	\$ 1,446.38	\$ 296.73
212 PAW PAW ST.	PAW PAW	49079	VAN BUREN	6/6 GW-GW	3	\$ 345.73	\$ 421.28	\$ 611.21	\$ 729.48	\$ 1,009.95	\$ 1,287.65	\$ 1,446.38	\$ 296.73
23960 RUGGLES RD.	SOUTH HAVEN	49090	VAN BUREN	20M/20M	3	\$ 568.97	\$ 671.56	\$ 825.97	\$ 1,105.96	\$ 1,820.18	\$ 2,171.05	\$ 2,329.78	\$ 296.73
32849 RED ARROW	PAW PAW	49079	VAN BUREN	20M/20M	3	\$ 345.73	\$ 421.28	\$ 611.21	\$ 729.48	\$ 1,009.95	\$ 1,287.65	\$ 1,446.38	\$ 296.73
34270 C.R. 652	MATTAWAN	49071	VAN BUREN	5M/5M	3	\$ 642.67	\$ 823.21	\$ 1,197.15	\$ 1,476.07	\$ 1,820.18	\$ 2,171.05	\$ 2,329.78	\$ 296.73
43255 60TH ST.	PAW PAW	49079	VAN BUREN	20M/20M	3	\$ 435.87	\$ 511.42	\$ 611.21	\$ 729.48	\$ 1,009.95	\$ 1,287.65	\$ 1,446.38	\$ 296.73
57150 C.R. 681	HARTFORD	49057	VAN BUREN	20M/20M	3	\$ 642.67	\$ 823.21	\$ 1,197.15	\$ 1,476.07	\$ 1,820.18	\$ 2,171.05	\$ 2,329.78	\$ 296.73
9235 BLUE STAR MEMORIAL HWY.	SOUTH HAVEN	49090	VAN BUREN	20M/20M	3	\$ 435.87	\$ 511.42	\$ 611.21	\$ 729.48	\$ 1,009.95	\$ 1,287.65	\$ 1,446.38	\$ 296.73
1113 S. MAIN	CHELSEA	48118	WASHTENAW	20M/20M	3	\$ 345.73	\$ 421.28	\$ 611.21	\$ 729.48	\$ 1,009.95	\$ 1,287.65	\$ 1,446.38	\$ 296.73
16345 MCCLURE RD.	CHELSEA	48118	WASHTENAW	20M/20M	3	\$ 512.23	\$ 595.20	\$ 701.36	\$ 830.23	\$ 1,116.00	\$ 1,603.68	\$ 1,762.41	\$ 296.73
22 CENTER ST.	YPSILANTI	48197	WASHTENAW	50M/50M	3	\$ 404.06	\$ 426.58	\$ 473.35	\$ 586.31	\$ 826.49	\$ 1,070.25	\$ 1,228.98	\$ 296.73
220 N. MAIN	ANN ARBOR	48107	WASHTENAW	20M/20M	3	\$ 345.73	\$ 421.28	\$ 637.73	\$ 830.23	\$ 1,116.00	\$ 1,457.33	\$ 1,616.06	\$ 296.73
295 N. MAPLE RD.	ANN ARBOR	48103	WASHTENAW	20M/20M	3	\$ 345.73	\$ 421.28	\$ 473.35	\$ 586.31	\$ 826.49	\$ 1,070.25	\$ 1,228.98	\$ 296.73
3201 BEMIS RD.	YPSILANTI	48197	WASHTENAW	250M/250M	3	\$ 345.73	\$ 421.28	\$ 611.21	\$ 729.48	\$ 1,009.95	\$ 1,287.65	\$ 1,446.38	\$ 296.73
3201 BEMIS RD.	YPSILANTI	48197	WASHTENAW	250M/250M	3	\$ 345.73	\$ 421.28	\$ 611.21	\$ 729.48	\$ 1,009.95	\$ 1,287.65	\$ 1,446.38	\$ 296.73
3810 PACKARD RD.	ANN ARBOR	48108	WASHTENAW	20M/20M	3	\$ 265.13	\$ 347.04	\$ 436.23	\$ 586.31	\$ 826.49	\$ 1,070.25	\$ 1,228.98	\$ 296.73
400 N. INGALLS AVE.	ANN ARBOR	48107	WASHTENAW	50/50 GW-GW	4	\$ 512.23	\$ 595.20	\$ 701.36	\$ 830.23	\$ 1,116.00	\$ 1,603.68	\$ 1,762.41	\$ 296.73
4675 WASHTENAW	ANN ARBOR	48108	WASHTENAW	20M/20M	3	\$ 345.73	\$ 421.28	\$ 701.36	\$ 830.23	\$ 1,116.00	\$ 1,603.68	\$ 1,762.41	\$ 296.73

### DIA Monthly Recurring Charges

Address	CITY	ZIP	COUNTY	Current bandwidth Down/Up	COS (Class of Service)	10M	20M	50M	100M	250M	500M	1G	10G	SD-WAN
610 E UNIVERSITY	ANN ARBOR	48109	WASHTENAW	20M/20M	3	\$ 382.85	\$ 479.60	\$ 637.73	\$ 830.23	\$ 1,116.00	\$ 1,457.33	\$ 1,616.06		\$ 296.73
1060 W. FORT ST.	DETROIT	48209	WAYNE	20M/20M	3	\$ 345.73	\$ 421.28	\$ 617.48	\$ 749.21	\$ 1,033.92	\$ 1,433.16	\$ 1,591.89		\$ 296.73
1060 W. FORT ST.	DETROIT	48209	WAYNE	100M/100M	3	\$ 345.73	\$ 421.28	\$ 617.48	\$ 749.21	\$ 1,033.92	\$ 1,433.16	\$ 1,591.89		\$ 296.73
12111 TELEGRAPH	TAYLOR	48180	WAYNE	1000/35 GW-GW	3	\$ 404.06	\$ 426.58	\$ 473.35	\$ 586.31	\$ 826.49	\$ 1,070.25	\$ 1,228.98		\$ 296.73
12140 JOSEPH CAMPAU	HAMTRAMCK	48212	WAYNE	20M/20M	3	\$ 345.73	\$ 421.28	\$ 701.36	\$ 830.23	\$ 1,116.00	\$ 1,603.68	\$ 1,762.41		\$ 296.73
13331 LYNDON ST.	DETROIT	48227	WAYNE	20M/20M	3	\$ 345.73	\$ 421.28	\$ 637.73	\$ 830.23	\$ 1,116.00	\$ 1,457.33	\$ 1,616.06		\$ 296.73
14061 LAPPIN	DETROIT	48205	WAYNE	50M/50M	3	\$ 345.73	\$ 421.28	\$ 701.36	\$ 830.23	\$ 1,116.00	\$ 1,603.68	\$ 1,762.41		\$ 296.73
14634 MACK AVE.	DETROIT	48236	WAYNE	20M/20M	3	\$ 345.73	\$ 421.28	\$ 701.36	\$ 830.23	\$ 1,116.00	\$ 1,603.68	\$ 1,762.41		\$ 296.73
1500 E. FERRY	DETROIT	48211	WAYNE	20M/20M	3	\$ 512.23	\$ 595.20	\$ 701.36	\$ 830.23	\$ 1,116.00	\$ 1,603.68	\$ 1,762.41		\$ 296.73
1600 ALGONQUIN	DETROIT	48215	WAYNE	20M/20M	3	\$ 512.23	\$ 595.20	\$ 701.36	\$ 830.23	\$ 1,116.00	\$ 1,603.68	\$ 1,762.41		\$ 296.73
164 E. COLUMBIA	BELLEVILLE	48111	WAYNE	20M/20M	3	\$ 345.73	\$ 421.28	\$ 701.36	\$ 830.23	\$ 1,116.00	\$ 1,603.68	\$ 1,762.41		\$ 296.73
16820 JAMES COUZENS HWY.	DETROIT	48235	WAYNE	20M/20M	3	\$ 506.93	\$ 577.17	\$ 701.36	\$ 830.23	\$ 1,116.00	\$ 1,603.68	\$ 1,762.41		\$ 296.73
17176 FARMINGTON RD.	LIVONIA	48153	WAYNE	20M/20M	3	\$ 419.97	\$ 479.60	\$ 578.34	\$ 704.03	\$ 973.90	\$ 1,342.80	\$ 1,501.53		\$ 296.73
17455 GRAND RIVER AVE.	DETROIT	48227	WAYNE	20M/20M	3	\$ 345.73	\$ 421.28	\$ 701.36	\$ 830.23	\$ 1,116.00	\$ 1,603.68	\$ 1,762.41		\$ 296.73
17500 LAHSER RD.	DETROIT	48219	WAYNE	20M/20M	3	\$ 506.93	\$ 577.17	\$ 664.24	\$ 729.48	\$ 973.90	\$ 1,342.80	\$ 1,501.53		\$ 296.73
17500 LIVERNOIS	DETROIT	48221	WAYNE	20M/20M	3	\$ 345.73	\$ 421.28	\$ 701.36	\$ 830.23	\$ 1,116.00	\$ 1,603.68	\$ 1,762.41		\$ 296.73
1757 SOUTHFIELD RD.	LINCOLN PARK	48146	WAYNE	20M/20M	3	\$ 404.06	\$ 426.58	\$ 473.35	\$ 586.31	\$ 826.49	\$ 1,070.25	\$ 1,228.98		\$ 296.73
17601 MOUND	DETROIT	48226	WAYNE	50M/50M	3	\$ 512.23	\$ 595.20	\$ 701.36	\$ 830.23	\$ 1,116.00	\$ 1,603.68	\$ 1,762.41		\$ 296.73
1777 THIRD ST.	DETROIT	48226	WAYNE	100M/100M	3	\$ 404.06	\$ 426.58	\$ 473.35	\$ 586.31	\$ 826.49	\$ 1,070.25	\$ 1,228.98		\$ 296.73
1801 ATWATER ST.	DETROIT	48207	WAYNE	20M/20M	3	\$ 345.73	\$ 421.28	\$ 701.36	\$ 830.23	\$ 1,116.00	\$ 1,603.68	\$ 1,762.41		\$ 296.73
1801 E. CANFIELD	DETROIT	48207	WAYNE	50M/50M	3	\$ 435.87	\$ 511.42	\$ 611.21	\$ 729.48	\$ 1,009.95	\$ 1,287.65	\$ 1,446.38		\$ 296.73
18050 DEERING ST.	LIVONIA	48150	WAYNE	20M/20M	3	\$ 506.93	\$ 577.17	\$ 701.36	\$ 830.23	\$ 1,116.00	\$ 1,603.68	\$ 1,762.41		\$ 296.73
18412 TELEGRAPH RD.	BROWNSTOWN TWP.	48174	WAYNE	20M/20M	3	\$ 345.73	\$ 421.28	\$ 637.73	\$ 830.23	\$ 1,116.00	\$ 1,457.33	\$ 1,616.06		\$ 296.73
19251 MACK AVE.	GROSS POINT	48236	WAYNE	20M/20M	3	\$ 316.35	\$ 383.74	\$ 478.13	\$ 646.76	\$ 846.64	\$ 1,082.98	\$ 1,241.71		\$ 296.73
19340 GREENVIEW AVE.	DETROIT	48203	WAYNE	50M/50M	3	\$ 512.23	\$ 595.20	\$ 701.36	\$ 830.23	\$ 1,116.00	\$ 1,603.68	\$ 1,762.41		\$ 296.73
20220 W. SEVEN MILE RD.	DETROIT	48203	WAYNE	20M/20M	3	\$ 512.23	\$ 595.20	\$ 701.36	\$ 830.23	\$ 1,116.00	\$ 1,603.68	\$ 1,762.41		\$ 296.73
20500 EUREKA	TAYLOR	48180	WAYNE	20M/20M	3	\$ 345.73	\$ 421.28	\$ 637.73	\$ 830.23	\$ 1,116.00	\$ 1,457.33	\$ 1,616.06		\$ 296.73
21572 ECORSE RD.	TAYLOR	48180	WAYNE	20M/20M	3	\$ 345.73	\$ 421.28	\$ 578.34	\$ 704.03	\$ 973.90	\$ 1,342.80	\$ 1,501.53		\$ 296.73
2524 CLARK ST.	DETROIT	48209	WAYNE	20M/20M	3	\$ 345.73	\$ 421.28	\$ 701.36	\$ 830.23	\$ 1,116.00	\$ 1,603.68	\$ 1,762.41		\$ 296.73
25637 ECORSE RD.	TAYLOR	48180	WAYNE	20M/20M	3	\$ 404.06	\$ 426.58	\$ 473.35	\$ 586.31	\$ 826.49	\$ 1,070.25	\$ 1,228.98		\$ 296.73
25700 JOY RD.	REDFORD	48239	WAYNE	20M/20M	3	\$ 512.23	\$ 595.20	\$ 701.36	\$ 830.23	\$ 1,116.00	\$ 1,603.68	\$ 1,762.41		\$ 296.73
26355 MICHIGAN AVE.	INKSTER	48141	WAYNE	50M/50M	3	\$ 265.13	\$ 347.04	\$ 436.23	\$ 586.31	\$ 826.49	\$ 1,070.25	\$ 1,228.98		\$ 296.73
27260 PLYMOUTH RD.	REDFORD	48239	WAYNE	20M/20M	3	\$ 404.06	\$ 426.58	\$ 473.35	\$ 586.31	\$ 826.49	\$ 1,070.25	\$ 1,228.98		\$ 296.73
27540 MICHIGAN AVE.	INKSTER	48141	WAYNE	20M/20M	3	\$ 506.93	\$ 577.17	\$ 701.36	\$ 830.23	\$ 1,116.00	\$ 1,603.68	\$ 1,762.41		\$ 296.73
28 W. ADAMS ST.	DETROIT	48226	WAYNE	150/20 GW-GW	3	\$ 382.85	\$ 426.58	\$ 473.35	\$ 586.31	\$ 826.49	\$ 1,070.25	\$ 1,228.98		\$ 296.73
2835 BAGLEY AVE.	DETROIT	48216	WAYNE	20M/20M	3	\$ 345.73	\$ 421.28	\$ 637.73	\$ 830.23	\$ 1,116.00	\$ 1,457.33	\$ 1,616.06		\$ 296.73
2835 BAGLEY AVE.	DETROIT	48216	WAYNE	20M/20M	3	\$ 345.73	\$ 421.28	\$ 637.73	\$ 830.23	\$ 1,116.00	\$ 1,457.33	\$ 1,616.06		\$ 296.73
2901 GRAND RIVER	DETROIT	48226	WAYNE	100M/100M	3	\$ 382.85	\$ 426.58	\$ 473.35	\$ 586.31	\$ 826.49	\$ 1,070.25	\$ 1,228.98		\$ 296.73
30246 PLYMOUTH RD.	LIVONIA	48150	WAYNE	20M/20M	3	\$ 404.06	\$ 426.58	\$ 473.35	\$ 586.31	\$ 826.49	\$ 1,070.25	\$ 1,228.98		\$ 296.73
3040 VAN HORN	TRENTON	48183	WAYNE	20M/20M	3	\$ 345.73	\$ 421.28	\$ 701.36	\$ 830.23	\$ 1,116.00	\$ 1,603.68	\$ 1,762.41		\$ 296.73
3044 W. GRAND BLVD.	DETROIT	48202	WAYNE	20M/20M	3	\$ 289.17	\$ 311.69	\$ 358.46	\$ 423.70	\$ 637.01	\$ 702.61	\$ 861.34		\$ 296.73
30901 PALMER RD.	WESTLAND	48186	WAYNE	100M/100M	3	\$ 512.23	\$ 595.20	\$ 685.45	\$ 750.69	\$ 973.90	\$ 1,342.80	\$ 1,501.53		\$ 296.73
33231 PLYMOUTH RD.	LIVONIA	48150	WAYNE	20M/20M	3	\$ 345.73	\$ 421.28	\$ 578.34	\$ 704.03	\$ 973.90	\$ 1,342.80	\$ 1,501.53		\$ 296.73
35731 MICHIGAN AVE.	WAYNE	48184	WAYNE	20M/20M	3	\$ 404.06	\$ 426.58	\$ 473.35	\$ 586.31	\$ 826.49	\$ 1,070.25	\$ 1,228.98		\$ 296.73
426 CLINTON	DETROIT	48226	WAYNE	20M/20M	3	\$ 404.06	\$ 426.58	\$ 473.35	\$ 586.31	\$ 826.49	\$ 1,070.25	\$ 1,228.98		\$ 296.73
44675 HELM CT.	PLYMOUTH	48170	WAYNE	20M/20M	3	\$ 264.40	\$ 347.04	\$ 436.23	\$ 586.31	\$ 826.49	\$ 1,051.16	\$ 1,209.89		\$ 296.73
4729 CONNER	DETROIT	48211	WAYNE	20M/20M	3	\$ 512.23	\$ 595.20	\$ 701.36	\$ 830.23	\$ 1,116.00	\$ 1,603.68	\$ 1,762.41		\$ 296.73
5090 SCHAEFER RD.	DEARBORN	48126	WAYNE	20M/20M	3	\$ 345.73	\$ 421.28	\$ 473.35	\$ 586.31	\$ 826.49	\$ 1,070.25	\$ 1,228.98		\$ 296.73
5300 LAWTON	DETROIT	49208	WAYNE	20M/20M	3	\$ 512.23	\$ 595.20	\$ 701.36	\$ 830.23	\$ 1,116.00	\$ 1,603.68	\$ 1,762.41		\$ 296.73
555 E. LAFAYETTE	DETROIT	48225	WAYNE	100M/100M	3	\$ 345.73	\$ 421.28	\$ 611.21	\$ 729.48	\$ 1,009.95	\$ 1,287.65	\$ 1,446.38		\$ 296.73
560 E. WARREN AVE.	DETROIT	48201	WAYNE	20M/20M	3	\$ 512.23	\$ 595.20	\$ 701.36	\$ 830.23	\$ 1,116.00	\$ 1,603.68	\$ 1,762.41		\$ 296.73
6090 N. WAYNE RD.	WESTLAND	48185	WAYNE	20M/20M	3	\$ 512.23	\$ 595.20	\$ 701.36	\$ 830.23	\$ 1,116.00	\$ 1,603.68	\$ 1,762.41		\$ 296.73
645 GRISWOLD	DETROIT	48207	WAYNE	20M/20M	3	\$ 265.13	\$ 347.04	\$ 436.23	\$ 586.31	\$ 826.49	\$ 1,070.25	\$ 1,228.98		\$ 296.73
6510 TELEGRAPH RD.	TAYLOR	48180	WAYNE	20M/20M	3	\$ 512.23	\$ 595.20	\$ 701.36	\$ 830.23	\$ 1,116.00	\$ 1,603.68	\$ 1,762.41		\$ 296.73
8565 N. LILLEY RD.	CANTON	48187	WAYNE	20M/20M	3	\$ 345.73	\$ 421.28	\$ 701.36	\$ 830.23	\$ 1,078.89	\$ 1,395.83	\$ 1,554.56		\$ 296.73
8655 GREENFIELD	DETROIT	48228	WAYNE	20M/20M	3	\$ 345.73	\$ 421.28	\$ 701.36	\$ 830.23	\$ 1,116.00	\$ 1,603.68	\$ 1,762.41		\$ 296.73
9001 JOSEPH CAMPAU	HAMTRAMCK	48212	WAYNE	20M/20M	3	\$ 345.73	\$ 421.28	\$ 701.36	\$ 830.23	\$ 1,116.00	\$ 1,603.68	\$ 1,762.41		\$ 296.73

# DIA Monthly Recurring Charges

Address	CITY	ZIP	COUNTY	Current bandwidth Down/Up	COS (Class of Service)	10M	20M	50M	100M	250M	500M	1G	10G	SD-WAN
9023 JOSEPH CAMPAU ST.	HAMTRAMCK	48212	WAYNE	50M/50M	3	\$ 506.93	\$ 577.17	\$ 701.36	\$ 830.23	\$ 1,116.00	\$ 1,603.68	\$ 1,762.41		\$ 296.73
920 FORT ST.	LINCOLN PARK	48146	WAYNE	20M/20M	3	\$ 506.93	\$ 577.17	\$ 701.36	\$ 830.23	\$ 1,116.00	\$ 1,603.68	\$ 1,762.41		\$ 296.73
99 PLEASURE DRIVE	DETROIT	48207	WAYNE	20M/20M	3	\$ 512.23	\$ 595.20	\$ 701.36	\$ 830.23	\$ 1,116.00	\$ 1,603.68	\$ 1,762.41		\$ 296.73
100 MAY ST.	CADILLAC	49601	WEXFORD	20M/20M	3	\$ 435.87	\$ 511.42	\$ 611.21	\$ 729.48	\$ 1,009.95	\$ 1,287.65	\$ 1,446.38		\$ 296.73
10641 W. WATERGATE	CADILLAC	49601	WEXFORD	20M/20M	3	\$ 435.87	\$ 511.42	\$ 611.21	\$ 729.48	\$ 1,009.95	\$ 1,287.65	\$ 1,446.38		\$ 296.73
120 W. CHAPIN ST.	CADILLAC	49601	WEXFORD	50M/50M	3	\$ 435.87	\$ 511.42	\$ 611.21	\$ 729.48	\$ 1,009.95	\$ 1,287.65	\$ 1,446.38		\$ 296.73
1911 N. MITCHELL	CADILLAC	49601	WEXFORD	20M/20M	3	\$ 419.97	\$ 479.60	\$ 611.21	\$ 729.48	\$ 1,009.95	\$ 1,287.65	\$ 1,446.38		\$ 296.73
401 N. LAKE ST.	CADILLAC	49601	WEXFORD	20M/20M	3	\$ 435.87	\$ 511.42	\$ 611.21	\$ 729.48	\$ 1,009.95	\$ 1,287.65	\$ 1,446.38		\$ 296.73
521 N. MICHIGAN	MANTON	49663	WEXFORD	60/5 GW-GW	4	\$ 512.23	\$ 595.20	\$ 701.36	\$ 830.23	\$ 1,116.00	\$ 1,603.68	\$ 1,762.41		\$ 296.73
6093 M-115	CADILLAC	49601	WEXFORD	20/3 GW-GW	4	\$ 419.97	\$ 479.60	\$ 658.94	\$ 798.41	\$ 1,116.00	\$ 1,383.10	\$ 1,541.83		\$ 296.73
7711 S. US-131 HWY.	CADILLAC	49601	WEXFORD	100/100 GW-GW	4	\$ 512.23	\$ 595.20	\$ 701.36	\$ 830.23	\$ 1,116.00	\$ 1,603.68	\$ 1,762.41		\$ 296.73
7915 S. US-131 HWY.	CADILLAC	49601	WEXFORD	20M/20M	3	\$ 506.93	\$ 577.17	\$ 701.36	\$ 830.23	\$ 1,116.00	\$ 1,603.68	\$ 1,762.41		\$ 296.73
8015 MACKINAW TRAIL	CADILLAC	49601	WEXFORD	20M/20M	3	\$ 512.23	\$ 595.20	\$ 701.36	\$ 830.23	\$ 1,116.00	\$ 1,603.68	\$ 1,762.41		\$ 296.73
6801 THIRTY MILE RD.	HARRIETTA	49638	WEXFORD	20M/20M	3	\$ 435.87	\$ 511.42	\$ 611.21	\$ 729.48	\$ 1,009.95	\$ 1,287.65	\$ 1,446.38		\$ 296.73
6801 THIRTY MILE RD.	HARRIETTA	49638	WEXFORD	20M/20M	3	\$ 512.23	\$ 595.20	\$ 701.36	\$ 830.23	\$ 1,116.00	\$ 1,603.68	\$ 1,762.41		\$ 296.73
521 N. MICHIGAN	MANTON	49663	WEXFORD	60/5 GW-GW	4	\$ 642.67	\$ 823.21	\$ 1,197.15	\$ 1,476.07	\$ 1,820.18	\$ 2,171.05	\$ 2,329.78		\$ 296.73
100B CEDAR ST.	SUTTONS BAY	49682	LEELANAU	GW-AVPN18.75M	3	\$ 682.97	\$ 742.61	\$ 921.94	\$ 1,228.98	\$ 1,623.98	\$ 2,693.88	\$ 2,852.61		\$ 296.73
10557 MAIN ST.	HONOR	49617	BENZIE	GW-AVPN18.75M	3	\$ 682.97	\$ 742.61	\$ 921.94	\$ 1,228.98	\$ 1,623.98	\$ 2,693.88	\$ 2,852.61		\$ 296.73
114 NORTHLAND PLAZA	KALKASKA	49646	KALKASKA	GW-AVPN18.75M	3	\$ 531.96	\$ 617.95	\$ 727.07	\$ 859.13	\$ 1,153.12	\$ 1,661.91	\$ 1,820.64		\$ 296.73
1206 S. MAIN ST.	CHEBOYGAN	49721	CHEBOYGAN	GW-AVPN300MB	3	\$ 384.97	\$ 446.46	\$ 576.75	\$ 753.34	\$ 958.26	\$ 1,441.43	\$ 1,600.16		\$ 296.73
121 SCHOOLCREST	CLARE	48617	CLARE	GW-AVPN18.75M	3	\$ 384.97	\$ 446.46	\$ 576.75	\$ 753.34	\$ 958.26	\$ 1,330.07	\$ 1,488.80		\$ 296.73
12340 E. M-28	SHINGLETON	49884	ALGER	GW-AVPN50/6	3	\$ 1,407.29	\$ 1,719.33	\$ 2,117.12	\$ 1,602.27	\$ 4,324.02	\$ 4,389.62	\$ 4,548.35		\$ 296.73
1300 JOHN C. LODGE	DETROIT	48226	WAYNE	GW-AVPN	3	\$ 357.13	\$ 435.33	\$ 487.67	\$ 603.02	\$ 849.13	\$ 1,101.80	\$ 1,260.53		\$ 296.73
1586 WRIGHT AVE.	ALMA	48801	GRATIOT	GW-AVPN18.75M	3	\$ 423.94	\$ 502.14	\$ 632.42	\$ 753.34	\$ 1,041.77	\$ 1,274.40	\$ 1,433.13		\$ 296.73
176 E. US-41	NEGAUNEE	49866	MARQUETTE	20M AVPN20M	3	\$ 663.35	\$ 699.23	\$ 941.98	\$ 1,151.98	\$ 1,569.58	\$ 2,059.43	\$ 2,218.16		\$ 296.73
176 E. US-41	NEGAUNEE	49866	MARQUETTE	GW-AVPN20M	3	\$ 663.35	\$ 699.23	\$ 941.98	\$ 1,151.98	\$ 1,569.58	\$ 2,059.43	\$ 2,218.16		\$ 296.73
185 M-66	CHARLEVOIX	49720	CHARLEVOIX	GW-AVPN18.75M	3	\$ 384.97	\$ 446.46	\$ 576.75	\$ 753.34	\$ 958.26	\$ 1,441.43	\$ 1,600.16		\$ 296.73
1990 APPLE AVE.	MUSKEGON	49442	MUSKEGON	20M AVPN20M	3	\$ 357.13	\$ 435.33	\$ 584.54	\$ 753.34	\$ 1,068.49	\$ 1,274.40	\$ 1,433.13		\$ 296.73
200 SIDES RD.	GAYLORD	49735	OTSEGO	GW-AVPN	3	\$ 451.78	\$ 529.98	\$ 660.26	\$ 809.02	\$ 1,153.12	\$ 1,385.75	\$ 1,544.48		\$ 296.73
2040 CHAMBERS RD.	CARO	48723	TUSCOLA	100M AVPN100MB	3	\$ 423.15	\$ 516.72	\$ 628.18	\$ 875.83	\$ 1,027.98	\$ 1,356.59	\$ 1,515.32		\$ 296.73
2450 S. I-75 BL	GRAYLING	49738	CRAWFORD	AWB	3	\$ 507.46	\$ 585.65	\$ 715.94	\$ 976.05	\$ 1,487.18	\$ 1,831.16	\$ 1,989.89		\$ 296.73
26211 CENTRAL PARK BLVD	SOUTHFIELD		OAKLAND	GW-AVPN300M	3	\$ 272.50	\$ 357.38	\$ 448.69	\$ 603.02	\$ 830.20	\$ 1,101.80	\$ 1,260.53		\$ 296.73
2940 KNEELAND	LEWISTON	49756	MONTMORENCY	GW-AVPN11.25M	3	\$ 563.13	\$ 864.04	\$ 1,022.16	\$ 1,310.10	\$ 2,043.94	\$ 2,443.60	\$ 2,602.33		\$ 296.73
310 E. THIRD ST.	FLINT	48502	GENESEE	20M AVPN300M	3	\$ 357.13	\$ 435.33	\$ 487.67	\$ 603.02	\$ 849.13	\$ 1,101.80	\$ 1,260.53		\$ 296.73
33135 S. RIVER RD.	HARRISON TWP.	48045	MACOMB	GW-AVPN100M	3	\$ 357.13	\$ 435.33	\$ 584.54	\$ 778.95	\$ 1,068.49	\$ 1,386.86	\$ 1,545.59		\$ 296.73
4037 N. EUCLID RD.	BAY CITY	48706	BAY	50M AVPN	3	\$ 531.96	\$ 617.95	\$ 727.07	\$ 859.13	\$ 1,153.12	\$ 1,661.91	\$ 1,820.64		\$ 296.73
415 E. MAIN ST.	HALE	48739	IOSCO	GW-AVPN300M	3	\$ 682.97	\$ 742.61	\$ 921.94	\$ 1,228.98	\$ 1,623.98	\$ 2,693.88	\$ 2,852.61		\$ 296.73
4355 24TH AVE. SUITE #6	FORT GRATIOT	48059	ST. CLAIR	GW-AVPN2MB	3	\$ 357.13	\$ 435.33	\$ 487.67	\$ 603.02	\$ 849.13	\$ 1,101.80	\$ 1,260.53		\$ 296.73
477 W. MICHIGAN AVE.	DETROIT	48226	WAYNE	20M AVPN20M	3	\$ 329.82	\$ 405.37	\$ 468.05	\$ 570.40	\$ 744.83	\$ 969.50	\$ 1,128.23		\$ 296.73
49 N. MOREY LAKE RD.	LAKE CITY	49651	MISSAUKEE	GW-AVPN18.75M	3	\$ 423.15	\$ 496.57	\$ 628.18	\$ 825.72	\$ 1,027.98	\$ 1,356.59	\$ 1,515.32		\$ 296.73
5046 MACKINAW TRAIL	CADILLAC	49601	WEXFORD	20M AVPN20M	3	\$ 935.37	\$ 978.04	\$ 1,320.69	\$ 1,602.27	\$ 2,440.57	\$ 2,506.17	\$ 2,664.90		\$ 296.73
540 W. KAYE AVE.	MARQUETTE	49855	MARQUETTE	GW-AVPN18.75M	3	\$ 663.35	\$ 699.23	\$ 941.98	\$ 1,151.98	\$ 1,569.58	\$ 2,059.43	\$ 2,218.16		\$ 296.73
545 Apple Tree Dr	IONIA	48846	IONIA	GW-AVPN300M	3	\$ 384.97	\$ 446.46	\$ 576.75	\$ 753.34	\$ 958.26	\$ 1,441.43	\$ 1,600.16		\$ 296.73
555 N. BRADLEY	ROGERS CITY	49799	PRESQUE ISLE	GW-AVPN100M	3	\$ 730.73	\$ 976.50	\$ 1,247.65	\$ 1,538.38	\$ 2,391.92	\$ 2,833.33	\$ 2,992.06		\$ 296.73
5902 W. LUDINGTON AVE.	LUDINGTON	49431	MASON	GW-AVPN18.75M	3	\$ 356.34	\$ 431.88	\$ 558.19	\$ 676.45	\$ 850.88	\$ 1,155.09	\$ 1,313.82		\$ 296.73
600 WALNUT ST.	ALPENA	49707	ALPENA	20M AVPN20M	3	\$ 591.54	\$ 698.12	\$ 857.92	\$ 1,148.64	\$ 2,169.22	\$ 2,499.28	\$ 2,658.01		\$ 296.73
703 W. CHISHOLM AVE.	ALPENA	49707	ALPENA	GW-AVPN2MB	3	\$ 591.54	\$ 698.12	\$ 857.92	\$ 1,148.64	\$ 2,169.22	\$ 2,499.28	\$ 2,658.01		\$ 296.73
706 W. CORUNNA RD.	CORUNNA	48817	SHIAWASSEE	GW-AVPN300M	3	\$ 423.94	\$ 502.14	\$ 632.42	\$ 753.34	\$ 1,153.12	\$ 1,274.40	\$ 1,433.13		\$ 296.73
7150 HARRIS	DIMONDALE	48821	EATON	200MSE10M	3	\$ 357.13	\$ 435.33	\$ 576.75	\$ 753.34	\$ 958.26	\$ 1,330.07	\$ 1,488.80		\$ 296.73
7150 HARRIS	DIMONDALE	48821	EATON	20M AVPN20M	3	\$ 357.13	\$ 435.33	\$ 576.75	\$ 753.34	\$ 958.26	\$ 1,330.07	\$ 1,488.80		\$ 296.73
7600 E. MESSINGER RD.	TWIN LAKE	49457	MUSKEGON	GW-AVPN3M	3	\$ 357.13	\$ 435.33	\$ 584.54	\$ 778.95	\$ 1,068.49	\$ 1,386.86	\$ 1,545.59		\$ 296.73
7605 LAKESHORE RD.	LAKEPORT	48059	ST. CLAIR	GW-AVPN18.75M	3	\$ 357.13	\$ 435.33	\$ 584.54	\$ 778.95	\$ 1,068.49	\$ 1,386.86	\$ 1,545.59		\$ 296.73
7800 GALE RD.	WATERFORD	48327	OAKLAND	GW-AVPN18.75M	3	\$ 357.13	\$ 435.33	\$ 584.54	\$ 778.95	\$ 1,068.49	\$ 1,386.86	\$ 1,545.59		\$ 296.73
7806 GALE RD.	WATERFORD	48327	OAKLAND	GW-AVPN18.75M	3	\$ 357.13	\$ 435.33	\$ 584.54	\$ 778.95	\$ 1,068.49	\$ 1,386.86	\$ 1,545.59		\$ 296.73
825 S. CHESTNUT ST.	REED CITY	49677	OSCEOLA	GW-AVPN300M	3	\$ 384.97	\$ 446.46	\$ 576.75	\$ 753.34	\$ 958.26	\$ 1,441.43	\$ 1,600.16		\$ 296.73
8585 N. CROSWELL RD.	ST. LOUIS	48880	GRATIOT	10M AVPN10M	3	\$ 368.27	\$ 446.46	\$ 576.75	\$ 697.66	\$ 1,158.69	\$ 1,413.59	\$ 1,572.32		\$ 296.73
8650 ALGOMA NE AVE.	ROCKFORD	49341	KENT	GW-AVPN18.75M	3	\$ 357.13	\$ 435.33	\$ 584.54	\$ 778.95	\$ 1,068.49	\$ 1,386.86	\$ 1,545.59		\$ 296.73



DIA Monthly Recurring Charges														
Address	CITY	ZIP	COUNTY	Current bandwidth Down/Up	COS (Class of Service)	10M	20M	50M	100M	250M	500M	1G	10G	SD-WAN
90 W. SANILAC RD.	SANDUSKY	48471	SANILAC	20M AVPN20M	3	\$ 384.97	\$ 446.46	\$ 576.75	\$ 753.34	\$ 958.26	\$ 1,441.43	\$ 1,600.16		\$ 296.73
G-4481 CORUNNA RD.	FLINT	48532	GENESEE	50M AVPN50M	3	\$ 357.13	\$ 435.33	\$ 487.67	\$ 603.02	\$ 849.13	\$ 1,101.80	\$ 1,260.53		\$ 296.73
G-5512 FENTON RD.	FLINT	48507	GENESEE	20M AVPN20M	3	\$ 357.13	\$ 435.33	\$ 487.67	\$ 603.02	\$ 849.13	\$ 1,101.80	\$ 1,260.53		\$ 296.73
US-2 NORTH	IRON MOUNTAIN	49801	DICKINSON	GW-AVPN300M	3	\$ 526.95	\$ 600.13	\$ 727.07	\$ 859.13	\$ 1,153.12	\$ 1,661.91	\$ 1,820.64		\$ 296.73
US-2/M-41	HARRIS	49845	MENOMINEE	20M AVPN20M	3	\$ 429.51	\$ 491.01	\$ 665.83	\$ 797.88	\$ 1,153.12	\$ 1,413.59	\$ 1,572.32		\$ 296.73
Lumen Tailored Managed Services Total														\$ 204,446.97
Lumen Program Management Services for the State of Michigan WAN Contract Monthly Recurring Charge														\$ 8,243.70

Circuit Type: Copper 10/20 Mbps / Fiber 50 Mbps+

Additional Service Description: Lumen DIA Service

All prices are exclusive of any applicable taxes, fees, and surcharges.

SD-WAN Pricing Note: The pricing listed is a monthly recurring charge for Lumen Tailored Managed Service which includes the Cisco SD-WAN device, associated support, configuration, on-site installation, full management, reporting and on-going service management. The price listed above is an average on a per device basis per location. Lumen utilized the current bandwidth rounded up to the pricing bandwidth increments for the hardware selection. Upon selection, Lumen will work with the State of Michigan to determine the required bandwidth per location to determine the actual hardware needed which may affect the pricing. Lumen is available to discuss the pricing for this SD-WAN device which will be the managed site edge device for the State of Michigan network circuits.

\*Individual Case Basis - Additional information/clarification needed to provide pricing.

Lumen has additional bandwidth sizes available upon request. Pricing varies.

Lumen can provide TDM access where available as some carriers are ending support for TDM services. Pricing varies.

### EBAS Monthly Recurring Charges

Address	CITY	ZIP	COUNTY	Current bandwidth Down/Up	COS (Class of Service)	10M	20M	50M	100M	250M	500M	1G	SD-WAN
Hosting Center LSHC	Dimondale	48821	Ingham	10G/10G	2	Address needed to confirm pricing. Lumen has various options for connectivity which we would like to discuss with the State of Michigan.							\$ 296.73
Hosting Center Mason	Lansing	48933	Ingham	10G/10G	2	Address needed to confirm pricing. Lumen has various options for connectivity which we would like to discuss with the State of Michigan.							\$ 296.73
248 STATE PARK RD.	HARRISVILLE	48740	ALCONA	20/3 GW-GW	4	No Bid	No Bid	No Bid	No Bid		No Bid	\$ 250.48	\$ 296.73
205 STATE ST.	HARRISVILLE	48740	ALCONA	15/2 GW-GW	3	No Bid	No Bid	No Bid	No Bid	\$ 104.03	No Bid	\$ 250.48	\$ 296.73
106 FIFTH ST.	HARRISVILLE	48740	ALCONA	20M/20M	3	No Bid	No Bid	No Bid	No Bid	\$ 104.03	No Bid	\$ 250.48	\$ 296.73
410 E. MAIN ST.	HARRISVILLE	48740	ALCONA	100/7 GW-GW	3	No Bid	No Bid	No Bid	No Bid	\$ 104.03	No Bid	\$ 250.48	\$ 296.73
418 MILL ST.	MUNISING	49862	ALGER	100/100 GW-GW	4	No Bid	No Bid	No Bid	No Bid	\$ 104.03	No Bid	\$ 250.48	\$ 296.73
6141 N. INDUSTRIAL PARK DR. (N6141 Industrial Park Dr)	MUNISING	49862	ALGER	50M/50M	3	No Bid	No Bid	No Bid	No Bid	\$ 104.03	No Bid	\$ 250.48	\$ 296.73
101 COURT ST.	MUNISING	49862	ALGER	20M/20M	3	No Bid	No Bid	No Bid	No Bid	\$ 104.03	No Bid	\$ 250.48	\$ 296.73
413 MAPLE ST. SUITE 1	MUNISING	49862	ALGER	20M/20M	3	No Bid	No Bid	No Bid	No Bid	\$ 104.03	No Bid	\$ 250.48	\$ 296.73
640 RIVER ST.	ALLEGAN	49010	ALLEGAN	25/25 GW-GW	3	No Bid	No Bid	No Bid	No Bid	\$ 104.03	No Bid	\$ 250.48	\$ 296.73
430 WESTERN AVE.	ALLEGAN	49010	ALLEGAN	20M/20M	3	No Bid	No Bid	No Bid	No Bid	\$ 104.03	No Bid	\$ 250.48	\$ 296.73
3283 122ND ST.	ALLEGAN	49010	ALLEGAN	50M/50M	3	No Bid	No Bid	No Bid	No Bid	\$ 104.03	No Bid	\$ 250.48	\$ 296.73
5252 E. M-89	FENNVILLE	49408	ALLEGAN	25/10 GW-GW	3	No Bid	No Bid	\$ 90.79	\$ 105.94	\$ 131.19	No Bid	\$ 252.39	\$ 296.73
11611 W. PINE LAKE RD.	PLAINWELL	49080	ALLEGAN	20M/20M	3	No Bid	No Bid	No Bid	No Bid	\$ 104.03	No Bid	\$ 250.48	\$ 296.73
621 N. 10TH ST.	PLAINWELL	49080	ALLEGAN	20M/20M	3	No Bid	No Bid	\$ 77.77	\$ 77.77	\$ 89.89	No Bid	\$ 138.37	\$ 296.73
596 N. 11TH ST.	PLAINWELL	49080	ALLEGAN	20M/20M	3	No Bid	No Bid	\$ 77.77	\$ 77.77	\$ 89.89	No Bid	\$ 138.37	\$ 296.73
3461 BLUE STAR HWY STE. 1	SAUGATUCK	49453	ALLEGAN	100/100 GW-GW	3	No Bid	No Bid	\$ 90.79	\$ 105.94	\$ 131.19	No Bid	\$ 252.39	\$ 296.73
544 N. MAIN ST.	WAYLAND	49348	ALLEGAN	100/100 GW-GW	4	No Bid	No Bid	\$ 77.77	\$ 77.77	\$ 89.89	No Bid	\$ 138.37	\$ 296.73
720 W. CHISHOLM ST.	ALPENA	49707	ALPENA	20M/20M	3	No Bid	No Bid	No Bid	No Bid	\$ 104.03	No Bid	\$ 250.48	\$ 296.73
3283 W. WASHINGTON AVE.	ALPENA	49707	ALPENA	100/100 GW-GW	4	No Bid	No Bid	No Bid	No Bid	\$ 104.03	No Bid	\$ 250.48	\$ 296.73
1540 AIRPORT RD.	ALPENA	49707	ALPENA	20M/20M	3	No Bid	No Bid	No Bid	No Bid	\$ 104.03	No Bid	\$ 250.48	\$ 296.73
160 E. FLETCHER ST.	ALPENA	49707	ALPENA	50/50 GW-GW	4	No Bid	No Bid	No Bid	No Bid	\$ 104.03	No Bid	\$ 250.48	\$ 296.73
2666 S. US-23	ALPENA	49707	ALPENA	20M/20M	3	No Bid	No Bid	No Bid	No Bid	\$ 104.03	No Bid	\$ 250.48	\$ 296.73
4607 M-88 SOUTH	BELLAIRE	49615	ANTRIM	100/100 GW-GW	4	No Bid	No Bid	No Bid	No Bid	\$ 104.03	No Bid	\$ 250.48	\$ 296.73
207 E CAYUGA	BELLAIRE	49615	ANTRIM	20M/20M	3	No Bid	No Bid	No Bid	No Bid	\$ 104.03	No Bid	\$ 250.48	\$ 296.73
120 N. GROVE ST.	STANDISH	48658	ARENAC	20M/20M	3	No Bid	No Bid	\$ 77.77	\$ 77.77	\$ 89.89	No Bid	\$ 138.37	\$ 296.73
120 N. GROVE ST.	STANDISH	48658	ARENAC	20M/20M	3	No Bid	No Bid	\$ 77.77	\$ 77.77	\$ 89.89	No Bid	\$ 138.37	\$ 296.73
529 S. MAIN	STANDISH	48658	ARENAC	20M/20M	3	No Bid	No Bid	No Bid	No Bid	\$ 104.03	No Bid	\$ 250.48	\$ 296.73
108 MAIN ST.	BARAGA	49908	BARAGA	20M/20M	3	No Bid	No Bid	No Bid	No Bid	\$ 104.03	No Bid	\$ 250.48	\$ 296.73
427 N. US-41	BARAGA	49908	BARAGA	20M/20M	4	No Bid	No Bid	No Bid	No Bid	\$ 104.03	No Bid	\$ 250.48	\$ 296.73
13924 WADAGA RD.	BARAGA	49908	BARAGA	50M/50M	3	No Bid	No Bid	No Bid	No Bid	\$ 104.03	No Bid	\$ 250.48	\$ 296.73
115 FRONT ST.	L'ANSE	49946	BARAGA	25/5 GW-GW	4	No Bid	No Bid	No Bid	No Bid	\$ 104.03	No Bid	\$ 250.48	\$ 296.73
301 WINTER ST.	L'ANSE	49946	BARAGA	20M/20M	3	No Bid	No Bid	No Bid	No Bid	\$ 104.03	No Bid	\$ 250.48	\$ 296.73
12 N. THIRD ST.	L'ANSE	49946	BARAGA	20M/20M	3	No Bid	No Bid	No Bid	No Bid	\$ 104.03	No Bid	\$ 250.48	\$ 296.73
1127 W. STATE ST.	HASTINGS	49058	BARRY	60/10 GW-GW	3	No Bid	No Bid	\$ 59.58	\$ 63.62	\$ 71.70	No Bid	\$ 184.82	\$ 296.73
206 W. COURT ST.	HASTINGS	49058	BARRY	100/100 GW-GW	3	No Bid	No Bid	\$ 77.77	\$ 77.77	\$ 89.89	No Bid	\$ 138.37	\$ 296.73
1212 W. STATE ST.	HASTINGS	49058	BARRY	20M/20M	3	No Bid	No Bid	\$ 77.77	\$ 77.77	\$ 89.89	No Bid	\$ 138.37	\$ 296.73
430 BARFIELD DR.	HASTINGS	49058	BARRY	20M/20M	3	No Bid	No Bid	\$ 77.77	\$ 77.77	\$ 89.89	No Bid	\$ 138.37	\$ 296.73
1300 E. QUIMBY RD.	HASTINGS	49058	BARRY	20M/20M	3	No Bid	No Bid	\$ 77.77	\$ 77.77	\$ 89.89	No Bid	\$ 138.37	\$ 296.73
1611 S. HANOVER	HASTINGS	49508	BARRY	20M/20M	3	No Bid	No Bid	\$ 77.77	\$ 77.77	\$ 89.89	No Bid	\$ 138.37	\$ 296.73
2104 S. BRIGGS RD.	MIDDLEVILLE	49333	BARRY	20/3 GW-GW	4	No Bid	No Bid	No Bid	No Bid	\$ 104.03	No Bid	\$ 250.48	\$ 296.73
3580 N. STATE PARK DR.	BANGOR	48706	BAY	20M/20M	3	No Bid	No Bid	No Bid	No Bid	\$ 104.03	No Bid	\$ 250.48	\$ 296.73

EBAS Monthly Recurring Charges

2590 E. WILDER RD.	BAY CITY	48706	BAY	100M/100M	3	No Bid	No Bid	\$ 77.77	\$ 77.77	\$ 89.89	No Bid	\$ 138.37	\$ 296.73
3202 S. EUCLID	BAY CITY	48706	BAY	100/7 GW-GW	4	No Bid	No Bid	No Bid	No Bid	\$ 104.03	No Bid	\$ 250.48	\$ 296.73
1700 MARQUETTE ST.	BAY CITY	48706	BAY	25/10 GW-GW	3	No Bid	No Bid	No Bid	No Bid	\$ 104.03	No Bid	\$ 250.48	\$ 296.73
1007 N. EUCLID AVE.	BAY CITY	48706	BAY	20M/20M	3	No Bid	No Bid	\$ 77.77	\$ 77.77	\$ 89.89	No Bid	\$ 138.37	\$ 296.73
1230 WASHINGTON AVE.	BAY CITY	48708	BAY	20M/20M	3	No Bid	No Bid	No Bid	No Bid	\$ 104.03	No Bid	\$ 250.48	\$ 296.73
401 KETCHUM	BAY CITY	48706	BAY	50M/50M	3	No Bid	No Bid	\$ 77.77	\$ 77.77	\$ 89.89	No Bid	\$ 138.37	\$ 296.73
1399 W. CENTER RD.	ESSEXVILLE	48732	BAY	50M/50M	3	No Bid	No Bid	\$ 77.77	\$ 77.77	\$ 89.89	No Bid	\$ 138.37	\$ 296.73
15210 US-31	BEULAH	49617	BENZIE	20M/20M	3	No Bid	No Bid	No Bid	No Bid	\$ 104.03	No Bid	\$ 250.48	\$ 296.73

### EBAS Monthly Recurring Charges

Address	CITY	ZIP	COUNTY	Current bandwidth Down/Up	COS (Class of Service)	10M	20M	50M	100M	250M	500M	1G	SD-WAN
448 COURT PLAZA	BEULAH	49617	BENZIE	20M/20M	3	No Bid	No Bid	\$ 77.77	\$ 77.77	\$ 89.89	No Bid	\$ 138.37	\$ 296.73
3061 COLOMA RD.	BENTON HARBOR	49022	BERRIEN	100/100 GW-GW	4	No Bid	No Bid	\$ 90.79	\$ 105.94	\$ 131.19	No Bid	\$ 252.39	\$ 296.73
1960 MALL PLACE	BENTON HARBOR	49022	BERRIEN	20M/20M	3	No Bid	No Bid	\$ 77.77	\$ 77.77	\$ 89.89	No Bid	\$ 138.37	\$ 296.73
3880 RED ARROW HWY.	BENTON HARBOR	49022	BERRIEN	50M/50M	3	No Bid	No Bid	\$ 77.77	\$ 77.77	\$ 89.89	No Bid	\$ 138.37	\$ 296.73
497 WAUKONDA	BENTON HARBOR	49022	BERRIEN	20M/20M	3	No Bid	No Bid	\$ 77.77	\$ 77.77	\$ 89.89	No Bid	\$ 138.37	\$ 296.73
401 EIGHTH ST.	BENTON HARBOR	49022	BERRIEN	50M/50M	3	No Bid	No Bid	\$ 77.77	\$ 77.77	\$ 89.89	No Bid	\$ 138.37	\$ 296.73
11630 WILSON RD.	NEW BUFFALO	49117	BERRIEN	20M/20M	3	No Bid	No Bid	\$ 77.77	\$ 77.77	\$ 89.89	No Bid	\$ 138.37	\$ 296.73
1205 N. FRONT ST.	NILES	49120	BERRIEN	20M/20M	3	No Bid	No Bid	\$ 77.77	\$ 77.77	\$ 89.89	No Bid	\$ 138.37	\$ 296.73
1600 SILVERBROOK	NILES	49120	BERRIEN	20M/20M	3	No Bid	No Bid	\$ 77.77	\$ 77.77	\$ 89.89	No Bid	\$ 138.37	\$ 296.73
110 E. MAIN ST.	NILES	49120	BERRIEN	20M/20M	3	No Bid	No Bid	\$ 77.77	\$ 77.77	\$ 89.89	No Bid	\$ 138.37	\$ 296.73
33971 E. US-12	NILES	49120	BERRIEN	20M/20M	3	No Bid	No Bid	\$ 77.77	\$ 77.77	\$ 89.89	No Bid	\$ 138.37	\$ 296.73
12032 RED ARROW HWY.	SAWYER	49125	BERRIEN	10M/10M	3	No Bid	No Bid	\$ 90.79	\$ 105.94	\$ 131.19	No Bid	\$ 252.39	\$ 296.73
5948 SAWYER RD.	SAWYER	49125	BERRIEN	20M/20M	3	No Bid	No Bid	\$ 90.79	\$ 105.94	\$ 131.19	No Bid	\$ 252.39	\$ 296.73
811 PORT ST.	ST. JOSEPH	49085	BERRIEN	20M/20M	3	No Bid	No Bid	\$ 77.77	\$ 77.77	\$ 89.89	No Bid	\$ 138.37	\$ 296.73
186 E. STATE ST.	COLDWATER	49036	BRANCH	20M/20M	3	No Bid	No Bid	No Bid	No Bid	\$ 104.03	No Bid	\$ 250.48	\$ 296.73
141 FIRST ST.	COLDWATER	49036	BRANCH	50M/50M	3	No Bid	No Bid	No Bid	No Bid	\$ 104.03	No Bid	\$ 250.48	\$ 296.73
388 KEITH WILHELM DR.	COLDWATER	49036	BRANCH	20M/20M	3	No Bid	No Bid	No Bid	No Bid	\$ 104.03	No Bid	\$ 250.48	\$ 296.73
7 VAN AVE.	COLDWATER	49036	BRANCH	20M/20M	3	No Bid	No Bid	No Bid	No Bid	\$ 104.03	No Bid	\$ 250.48	\$ 296.73
31 DIVISION ST.	COLDWATER	49036	BRANCH	20M/20M	3	No Bid	No Bid	No Bid	No Bid	\$ 104.03	No Bid	\$ 250.48	\$ 296.73
34 N. MICHIGAN AVE.	COLDWATER	49036	BRANCH	20M/20M	3	No Bid	No Bid	No Bid	No Bid	\$ 104.03	No Bid	\$ 250.48	\$ 296.73
308 S. SUPERIOR	ALBION	49224	CALHOUN	20M/20M	3	No Bid	No Bid	\$ 77.77	\$ 77.77	\$ 89.89	No Bid	\$ 138.37	\$ 296.73
2501 26TH ST.	AUGUSTA	49012	CALHOUN	50/50 GW-GW	3	No Bid	No Bid	\$ 90.79	\$ 105.94	\$ 131.19	No Bid	\$ 252.39	\$ 296.73
5500 ARMSTRONG RD.	BATTLE CREEK	49016	CALHOUN	20M/20M	3	No Bid	No Bid	\$ 77.77	\$ 77.77	\$ 89.89	No Bid	\$ 138.37	\$ 296.73
161 E. MICHIGAN AVE.	BATTLE CREEK	49014	CALHOUN	20M/20M	3	No Bid	No Bid	\$ 77.77	\$ 77.77	\$ 89.89	No Bid	\$ 138.37	\$ 296.73
190 E. MICHIGAN AVE.	BATTLE CREEK	49016	CALHOUN	20M/20M	3	No Bid	No Bid	\$ 77.77	\$ 77.77	\$ 89.89	No Bid	\$ 138.37	\$ 296.73
5420 BECKLEY RD. SUITE L	BATTLE CREEK	49015	CALHOUN	20M/20M	3	No Bid	No Bid	\$ 77.77	\$ 77.77	\$ 89.89	No Bid	\$ 138.37	\$ 296.73
424 RIVERSIDE DR.	BATTLE CREEK	49015	CALHOUN	20M/20M	3	No Bid	No Bid	\$ 77.77	\$ 77.77	\$ 89.89	No Bid	\$ 138.37	\$ 296.73
714 N. BREWER	MARSHALL	49068	CALHOUN	150/150 GW-GW	3	No Bid	No Bid	\$ 77.77	\$ 77.77	\$ 89.89	No Bid	\$ 138.37	\$ 296.73
1242 S. KALAMAZOO AVE.	MARSHALL	49068	CALHOUN	20M/20M	3	No Bid	No Bid	\$ 77.77	\$ 77.77	\$ 89.89	No Bid	\$ 138.37	\$ 296.73
15300 W. MICHIGAN AVE.	MARSHALL	49068	CALHOUN	20M/20M	3	No Bid	No Bid	\$ 77.77	\$ 77.77	\$ 89.89	No Bid	\$ 138.37	\$ 296.73
325 N. M-62	CASSOPOLIS	49031	CASS	20M/20M	3	No Bid	No Bid	\$ 90.79	\$ 105.94	\$ 131.19	No Bid	\$ 252.39	\$ 296.73
110 N. BROADWAY	CASSOPOLIS	49031	CASS	20M/20M	3	No Bid	No Bid	\$ 90.79	\$ 105.94	\$ 131.19	No Bid	\$ 252.39	\$ 296.73
601-C N. FRONT ST.	DOWAGIAC	49047	CASS	20M/20M	3	No Bid	No Bid	\$ 90.79	\$ 105.94	\$ 131.19	No Bid	\$ 252.39	\$ 296.73
61535 M-40	JONES	49061	CASS	20M/20M	3	No Bid	No Bid	\$ 90.79	\$ 105.94	\$ 131.19	No Bid	\$ 252.39	\$ 296.73
96 GRANT ST.	CHARLEVOIX	49720	CHARLEVOIX	60/5 GW-GW	4	No Bid	No Bid	No Bid	No Bid	\$ 104.03	No Bid	\$ 250.48	\$ 296.73

### EBAS Monthly Recurring Charges

301 STATE ST.	CHARLEVOIX	49720	CHARLEVOIX	20M/20M	3	No Bid	No Bid	\$ 77.77	\$ 77.77	\$ 89.89	No Bid	\$ 138.37	\$ 296.73
120 A. ST.	CHEBOYGAN	49721	CHEBOYGAN	20/3 GW-GW	4	No Bid	No Bid	No Bid	No Bid	\$ 104.03	No Bid	\$ 250.48	\$ 296.73
870 S. MAIN ST.	CHEBOYGAN	49721	CHEBOYGAN	20M/20M	3	No Bid	No Bid	\$ 77.77	\$ 77.77	\$ 89.89	No Bid	\$ 138.37	\$ 296.73
827 S. HURON ST.	CHEBOYGAN	49721	CHEBOYGAN	20M/20M	3	No Bid	No Bid	\$ 77.77	\$ 77.77	\$ 89.89	No Bid	\$ 138.37	\$ 296.73
300 S. MILL ST.	CHEBOYGAN	49721	CHEBOYGAN	20M/20M	3	No Bid	No Bid	\$ 77.77	\$ 77.77	\$ 89.89	No Bid	\$ 138.37	\$ 296.73
6984 M-68	INDIAN RIVER	49749	CHEBOYGAN	60/5 GW-GW	3	No Bid	No Bid	No Bid	No Bid	\$ 104.03	No Bid	\$ 250.48	\$ 296.73
207 SINCLAIR ST.	MACKINAW CITY	49701	CHEBOYGAN	20M/20M	3	No Bid	No Bid	No Bid	No Bid	\$ 104.03	No Bid	\$ 250.48	\$ 296.73
4269 W. M-80 RD.	KINCHELOE	49788	CHIPPEWA	100M/100M	3	No Bid	No Bid	No Bid	No Bid	\$ 104.03	No Bid	\$ 250.48	\$ 296.73
3900 I-75	SAULT STE. MARIE	49783	CHIPPEWA	100/100 GW-GW	3	No Bid	No Bid	No Bid	No Bid	No Bid	No Bid	No Bid	\$ 296.73
934 BRIDGE PLAZA	SAULT STE. MARIE	49783	CHIPPEWA	20M/20M	3	No Bid	No Bid	\$ 77.77	\$ 77.77	\$ 89.89	No Bid	\$ 138.37	\$ 296.73
325 COURT ST.	SAULT STE. MARIE	49783	CHIPPEWA	20M/20M	3	No Bid	No Bid	\$ 77.77	\$ 77.77	\$ 89.89	No Bid	\$ 138.37	\$ 296.73
2700 DAVITT ST.	SAULT STE. MARIE	49783	CHIPPEWA	20M/20M	3	No Bid	No Bid	\$ 77.77	\$ 77.77	\$ 89.89	No Bid	\$ 138.37	\$ 296.73
4131 S. M-129	SAULT STE. MARIE	49783	CHIPPEWA	20M/20M	4	No Bid	No Bid	\$ 77.77	\$ 77.77	\$ 89.89	No Bid	\$ 138.37	\$ 296.73
463 E. THREE MILE RD.	SAULT STE. MARIE	49783	CHIPPEWA	20M/20M	3	No Bid	No Bid	No Bid	No Bid	\$ 104.03	No Bid	\$ 250.48	\$ 296.73
8540 S. CLARE AVE.	CLARE	48617	CLARE	20M/20M	3	No Bid	No Bid	No Bid	No Bid	\$ 104.03	No Bid	\$ 250.48	\$ 296.73
255 W. MAIN ST.	HARRISON	48625	CLARE	20M/20M	3	No Bid	No Bid	\$ 77.77	\$ 77.77	\$ 89.89	No Bid	\$ 138.37	\$ 296.73
725 RICHARD ST.	HARRISON	48625	CLARE	20M/20M	3	No Bid	No Bid	\$ 77.77	\$ 77.77	\$ 89.89	No Bid	\$ 138.37	\$ 296.73
1041 US-27	ST. JOHNS	48879	CLINTON	20M/20M	3	No Bid	No Bid	No Bid	No Bid	\$ 104.03	No Bid	\$ 250.48	\$ 296.73
100 W. STATE ST.	ST. JOHNS	49735	CLINTON	20M/20M	3	No Bid	No Bid	No Bid	No Bid	\$ 104.03	No Bid	\$ 250.48	\$ 296.73

#### EBAS Monthly Recurring Charges

Address	CITY	ZIP	COUNTY	Current bandwidth Down/Up	COS (Class of Service)	10M	20M	50M	100M	250M	500M	1G	SD-WAN
105 TOLLES RD.	ST. JOHNS	48879	CLINTON	20M/20M	3	No Bid	No Bid	No Bid	No Bid	\$ 104.03	No Bid	\$ 250.48	\$ 296.73
200 W. MICHIGAN AVE.	GRAYLING	49738	CRAWFORD	20M/20M	3	No Bid	No Bid	No Bid	No Bid	\$ 104.03	No Bid	\$ 250.48	\$ 296.73
103 JAMES ST.	GRAYLING	49738	CRAWFORD	100/100GW-AVPV	3	No Bid	No Bid	No Bid	No Bid	\$ 104.03	No Bid	\$ 250.48	\$ 296.73
4616 RANGER RD.	GRAYLING	49738	CRAWFORD	20M/20M	3	No Bid	No Bid	No Bid	No Bid	No Bid	No Bid	No Bid	\$ 296.73
230 HURON	GRAYLING	49738	CRAWFORD	20M/20M	3	No Bid	No Bid	No Bid	No Bid	\$ 104.03	No Bid	\$ 250.48	\$ 296.73
10 N. HOWES LAKE RD.	GRAYLING	49738	CRAWFORD	20M/20M	3	No Bid	No Bid	No Bid	No Bid	\$ 104.03	No Bid	\$ 250.48	\$ 296.73
2384 I-75	GRAYLING	48738	CRAWFORD	20M/20M	3	No Bid	No Bid	No Bid	No Bid	\$ 104.03	No Bid	\$ 250.48	\$ 296.73
1955 N. HARTWICK PINES	GRAYLING	49738	CRAWFORD	20M/20M	3	No Bid	No Bid	No Bid	No Bid	\$ 104.03	No Bid	\$ 250.48	\$ 296.73
203 1ST ST.	GRAYLING	49738	CRAWFORD	50/50 GW-GW	3	No Bid	No Bid	No Bid	No Bid	\$ 104.03	No Bid	\$ 250.48	\$ 296.73
305 LUDINGTON	ESCANABA	49829	DELTA	20M/20M	3	No Bid	No Bid	\$ 77.77	\$ 77.77	\$ 89.89	No Bid	\$ 138.37	\$ 296.73
310 LUDINGTON	ESCANABA	49829	DELTA	20M/20M	3	No Bid	No Bid	\$ 77.77	\$ 77.77	\$ 89.89	No Bid	\$ 138.37	\$ 296.73
2425 N. 30TH	ESCANABA	49829	DELTA	50M/50M	3	No Bid	No Bid	\$ 77.77	\$ 77.77	\$ 89.89	No Bid	\$ 138.37	\$ 296.73
1818 N. THIRD AVE.	ESCANABA	49829	DELTA	50M/50M	3	No Bid	No Bid	\$ 77.77	\$ 77.77	\$ 89.89	No Bid	\$ 138.37	\$ 296.73
13700 13.25 LN.	GARDEN	49835	DELTA	1M/1M	3	No Bid	No Bid	No Bid	No Bid	\$ 104.03	No Bid	\$ 250.48	\$ 296.73
922 LAKESHORE DR.	GLADSTONE	49837	DELTA	100/100 GW-GW	4	No Bid	No Bid	\$ 77.77	\$ 77.77	\$ 89.89	No Bid	\$ 138.37	\$ 296.73
6833 US-2	GLADSTONE	49837	DELTA	20M/20M	4	No Bid	No Bid	No Bid	No Bid	\$ 104.03	No Bid	\$ 250.48	\$ 296.73
816 CLARK DR.	GLADSTONE	49837	DELTA	20M/20M	3	No Bid	No Bid	\$ 77.77	\$ 77.77	\$ 89.89	No Bid	\$ 138.37	\$ 296.73
US-2 NORTH (1916 N Stephenson Ave)	IRON MOUNTAIN	49801	DICKINSON	100/100 GW-GW	4	No Bid	No Bid	No Bid	No Bid	\$ 104.03	No Bid	\$ 250.48	\$ 296.73
300 E. D. ST.	IRON MOUNTAIN	49801	DICKINSON	20M/20M	3	No Bid	No Bid	No Bid	No Bid	\$ 104.03	No Bid	\$ 250.48	\$ 296.73
1044 S. STEPHENSON AVE.	IRON MOUNTAIN	49801	DICKINSON	20M/20M	4	No Bid	No Bid	\$ 77.77	\$ 77.77	\$ 89.89	No Bid	\$ 138.37	\$ 296.73
520 W. US-2 HWY.	NORWAY	49870	DICKINSON	20M/20M	3	No Bid	No Bid	\$ 77.77	\$ 77.77	\$ 89.89	No Bid	\$ 138.37	\$ 296.73
1401 CARPENTER AVE.	IRON MOUNTAIN	49801	DICKINSON	20M/20M	3	No Bid	No Bid	\$ 77.77	\$ 77.77	\$ 89.89	No Bid	\$ 138.37	\$ 296.73
1067 E911 BLVD. (1067 Independence Blvd)	CHARLOTTE	48813	EATON	20M/20M	3	No Bid	No Bid	No Bid	No Bid	\$ 104.03	No Bid	\$ 250.48	\$ 296.73
1067 E911 BLVD.	CHARLOTTE	48813	EATON	20M/20M	3	No Bid	No Bid	\$ 59.58	\$ 63.62	\$ 71.70	No Bid	\$ 184.82	\$ 296.73

#### EBAS Monthly Recurring Charges

(1067 Independence Blvd)													
1050 INDEPENDENCE BLVD.	CHARLOTTE	48813	EATON	20M/20M	3	No Bid	No Bid	\$ 77.77	\$ 77.77	\$ 89.89	No Bid	\$ 138.37	\$ 296.73
905 PAINE DR.	CHARLOTTE	48813	EATON	20M/20M	3	No Bid	No Bid	\$ 77.77	\$ 77.77	\$ 89.89	No Bid	\$ 138.37	\$ 296.73
8258 S. AYR RD.	ALANSON	49706	EMMET	20/3 GW-GW	4	No Bid	No Bid	No Bid	No Bid	\$ 104.03	No Bid	\$ 250.48	\$ 296.73
1200 M-119	PETOSKEY	49770	EMMET	100/100 GW-GW	4	No Bid	No Bid	No Bid	No Bid	\$ 104.03	No Bid	\$ 250.48	\$ 296.73
200 DIVISION ST.	PETOSKEY	49770	EMMET	600/35 GW-GW	3	No Bid	No Bid	No Bid	No Bid	\$ 104.03	No Bid	\$ 250.48	\$ 296.73
1694 S. US-131	PETOSKEY	49770	EMMET	20M/20M	3	No Bid	No Bid	No Bid	No Bid	\$ 104.03	No Bid	\$ 250.48	\$ 296.73
1185 N. US-31	PETOSKEY	49770	EMMET	20M/20M	3	No Bid	No Bid	\$ 77.77	\$ 77.77	\$ 89.89	No Bid	\$ 138.37	\$ 296.73
2229 SUMMIT PARK DR.	PETOSKEY	49770	EMMET	20M/20M	3	No Bid	No Bid	\$ 77.77	\$ 77.77	\$ 89.89	No Bid	\$ 138.37	\$ 296.73
125 E. UNION	FLINT	48502	GENESEE	50M/50M	3	No Bid	No Bid	\$ 90.79	\$ 105.94	\$ 131.19	No Bid	\$ 252.39	\$ 296.73
1101 BEACH ST.	FLINT	48502	GENESEE	20M/20M	3	No Bid	No Bid	\$ 77.77	\$ 77.77	\$ 89.89	No Bid	\$ 138.37	\$ 296.73
1301 W. COURT ST.	FLINT	48503	GENESEE	100/100 GW-GW	4	No Bid	No Bid	\$ 90.79	\$ 105.94	\$ 131.19	No Bid	\$ 252.39	\$ 296.73
300 N. MAIN	DAVISON	48423	GENESEE	20M/20M	3	No Bid	No Bid	\$ 90.79	\$ 105.94	\$ 131.19	No Bid	\$ 252.39	\$ 296.73
408 S. SAGINAW ST.	FLINT	48502	GENESEE	20M/20M	3	No Bid	No Bid	\$ 77.77	\$ 77.77	\$ 89.89	No Bid	\$ 138.37	\$ 296.73
4256 W. VIENNA RD.	CLIO	48420	GENESEE	20M/20M	3	No Bid	No Bid	\$ 77.77	\$ 77.77	\$ 89.89	No Bid	\$ 138.37	\$ 296.73
4809 CLIO RD.	FLINT	48504	GENESEE	20M/20M	3	No Bid	No Bid	\$ 77.77	\$ 77.77	\$ 89.89	No Bid	\$ 138.37	\$ 296.73
711 N. SAGINAW ST.	FLINT	48503	GENESEE	20M/20M	3	No Bid	No Bid	\$ 77.77	\$ 77.77	\$ 89.89	No Bid	\$ 138.37	\$ 296.73
816 BEACH ST.	FLINT	48502	GENESEE	20M/20M	3	No Bid	No Bid	\$ 77.77	\$ 77.77	\$ 89.89	No Bid	\$ 138.37	\$ 296.73
9495 E. POTTER RD.	DAVISON	48423	GENESEE	100M/100M	3	No Bid	No Bid	\$ 90.79	\$ 105.94	\$ 131.19	No Bid	\$ 252.39	\$ 296.73
G-4481 CORUNNA RD.	FLINT	48532	GENESEE	50M/50M	3	No Bid	No Bid	\$ 90.79	\$ 105.94	\$ 131.19	No Bid	\$ 252.39	\$ 296.73
G-5512 FENTON RD.	FLINT	48507	GENESEE	20M/20M	3	No Bid	No Bid	\$ 90.79	\$ 105.94	\$ 131.19	No Bid	\$ 252.39	\$ 296.73
401 W. CEDAR AVE.	WAKEFIELD	49968	GOGEBIC	100/100 GW-GW	4	No Bid	No Bid	\$ 77.77	\$ 77.77	\$ 89.89	No Bid	\$ 138.37	\$ 296.73
675 E. CEDAR AVE.	BESSEMER	49911	GOGEBIC	20M/20M	3	No Bid	No Bid	\$ 77.77	\$ 77.77	\$ 89.89	No Bid	\$ 138.37	\$ 296.73
801 N. SILVERLEAF	BESSEMER	49911	GOGEBIC	20M/20M	3	No Bid	No Bid	\$ 77.77	\$ 77.77	\$ 89.89	No Bid	\$ 138.37	\$ 296.73
100 SUNDAY LAKE ST.	BESSEMER	49911	GOGEBIC	20M/20M	3	No Bid	No Bid	\$ 77.77	\$ 77.77	\$ 89.89	No Bid	\$ 138.37	\$ 296.73
200 N. MOORE ST.	GLADWIN	48624	GLADWIN	20M/20M	3	No Bid	No Bid	\$ 77.77	\$ 77.77	\$ 89.89	No Bid	\$ 138.37	\$ 296.73
206 E. MARY ST.	GLADWIN	48624	GLADWIN	20M/20M	3	No Bid	No Bid	\$ 77.77	\$ 77.77	\$ 89.89	No Bid	\$ 138.37	\$ 296.73
301 E. LEAD ST.	GLADWIN	48624	GLADWIN	26/3 GW-GW	3	No Bid	No Bid	No Bid	No Bid	\$ 104.03	No Bid	\$ 250.48	\$ 296.73

#### EBAS Monthly Recurring Charges

Address	CITY	ZIP	COUNTY	Current bandwidth Down/Up	COS (Class of Service)	10M	20M	50M	100M	250M	500M	1G	SD-WAN
1209 S. GARFIELD	TRAVERSE CITY	49686	GRAND TRAVERSE	20M/20M	3	No Bid	No Bid	\$ 77.77	\$ 77.77	\$ 89.89	No Bid	\$ 138.37	\$ 296.73
1759 BARLOW	TRAVERSE CITY	49686	GRAND TRAVERSE	20M/20M	3	No Bid	No Bid	\$ 77.77	\$ 77.77	\$ 89.89	No Bid	\$ 138.37	\$ 296.73
2084 S. US-31	TRAVERSE CITY	49684	GRAND TRAVERSE	50M/50M	3	No Bid	No Bid	No Bid	No Bid	\$ 104.03	No Bid	\$ 250.48	\$ 296.73
2122 EAST M-37	TRAVERSE CITY	49684	GRAND TRAVERSE	20M/20M	4	No Bid	No Bid	No Bid	No Bid	\$ 104.03	No Bid	\$ 250.48	\$ 296.73
218 W. 14TH ST.	TRAVERSE CITY	49684	GRAND TRAVERSE	100/100 GW-GW	3	No Bid	No Bid	\$ 77.77	\$ 77.77	\$ 89.89	No Bid	\$ 138.37	\$ 296.73
315 E. FRONT ST.	TRAVERSE CITY	49684	GRAND TRAVERSE	20M/20M	3	No Bid	No Bid	\$ 77.77	\$ 77.77	\$ 89.89	No Bid	\$ 138.37	\$ 296.73
400 BOARDMAN	TRAVERSE CITY	49684	GRAND TRAVERSE	20M/20M	3	No Bid	No Bid	\$ 77.77	\$ 77.77	\$ 89.89	No Bid	\$ 138.37	\$ 296.73
701 S. ELMWOOD	TRAVERSE CITY	49584	GRAND TRAVERSE	50M/50M	3	No Bid	No Bid	\$ 77.77	\$ 77.77	\$ 89.89	No Bid	\$ 138.37	\$ 296.73
114 S. MAIN	ITHACA	48847	GRATIOT	600/35 GW-GW	3	No Bid	No Bid	No Bid	No Bid	\$ 104.03	No Bid	\$ 250.48	\$ 296.73
201 COMMERCE DR.	ITHACA	48847	GRATIOT	20M/20M	3	No Bid	No Bid	No Bid	No Bid	\$ 104.03	No Bid	\$ 250.48	\$ 296.73
214 E. CENTER	ITHACA	48847	GRATIOT	20M/20M	3	No Bid	No Bid	No Bid	No Bid	\$ 104.03	No Bid	\$ 250.48	\$ 296.73
3709 DEEP RIVER	STANDISH	48658	GRATIOT	20M/20M	3	No Bid	No Bid	\$ 77.77	\$ 77.77	\$ 89.89	No Bid	\$ 138.37	\$ 296.73
8585 N. CROSWELL RD.	ST. LOUIS	48880	GRATIOT	100M/100M	3	No Bid	No Bid	No Bid	No Bid	\$ 104.03	No Bid	\$ 250.48	\$ 296.73
40 CARE DR.	HILLSDALE	49242	HILLSDALE	20M/20M	3	No Bid	No Bid	\$ 77.77	\$ 77.77	\$ 89.89	No Bid	\$ 138.37	\$ 296.73
59 E. ST. JOSEPH AVE. (59 E. St. Joe St)	HILLSDALE	49242	HILLSDALE	20M/20M	3	No Bid	No Bid	\$ 90.79	\$ 105.94	\$ 131.19	No Bid	\$ 252.39	\$ 296.73
476 E. CHICAGO RD.	JONESVILLE	49250	HILLSDALE	50/10 GW-GW	3	No Bid	No Bid	\$ 90.79	\$ 105.94	\$ 131.19	No Bid	\$ 252.39	\$ 296.73

#### EBAS Monthly Recurring Charges

18350 E. M-103 HWY.	HANCOCK	49930	HOUGHTON	1.5M/1.5M	3	No Bid	No Bid	No Bid	No Bid	\$ 104.03	No Bid	\$ 250.48	\$ 296.73
401 E. HOUGHTON	HOUGHTON	49931	HOUGHTON	20M/20M	3	No Bid	No Bid	\$ 77.77	\$ 77.77	\$ 89.89	No Bid	\$ 138.37	\$ 296.73
47420 M-26 HWY.	HOUGHTON	49931	HOUGHTON	20M/20M	3	No Bid	No Bid	No Bid	No Bid	\$ 104.03	No Bid	\$ 250.48	\$ 296.73
51750 INDUSTRIAL DR.	CALUMET	49913	HOUGHTON	20M/20M	3	No Bid	No Bid	\$ 77.77	\$ 77.77	\$ 89.89	No Bid	\$ 138.37	\$ 296.73
55195 W. US-2 ST.	CALUMET	49913	HOUGHTON	100/100 GW-GW	4	No Bid	No Bid	No Bid	No Bid	\$ 104.03	No Bid	\$ 250.48	\$ 296.73
902 RAZORBACK	HOUGHTON	49931	HOUGHTON	20M/20M	4	No Bid	No Bid	\$ 77.77	\$ 77.77	\$ 89.89	No Bid	\$ 138.37	\$ 296.73
675 S. VAN DYKE	BAD AXE	48413	HURON	20MSE GW-GW	3	No Bid	No Bid	\$ 77.77	\$ 77.77	\$ 89.89	No Bid	\$ 138.37	\$ 296.73
1775 Port Austin Rd	PORT AUSTIN	48467	HURON	50/6 GW-GW	3	No Bid	No Bid	\$ 90.79	\$ 105.94	\$ 131.19	No Bid	\$ 252.39	\$ 296.73
1911 SAND BEACH RD.	BAD AXE	48413	HURON	20M/20M	3	No Bid	No Bid	\$ 77.77	\$ 77.77	\$ 89.89	No Bid	\$ 138.37	\$ 296.73
250 E. HURON	BAD AXE	48413	HURON	20M/20M	3	No Bid	No Bid	\$ 77.77	\$ 77.77	\$ 89.89	No Bid	\$ 138.37	\$ 296.73
33 PATRICK DR.	BAD AXE	48413	HURON	20M/20M	3	No Bid	No Bid	\$ 77.77	\$ 77.77	\$ 89.89	No Bid	\$ 138.37	\$ 296.73
6573 STATE PARK RD.	CASEVILLE	48725	HURON	20M/20M	3	No Bid	No Bid	\$ 90.79	\$ 105.94	\$ 131.19	No Bid	\$ 252.39	\$ 296.73
4125 BEAUMONT RD.	EAST LANSING	48910	INGHAM	50/50 GW-GW	4	No Bid	No Bid	\$ 90.79	\$ 105.94	\$ 131.19	No Bid	\$ 252.39	\$ 296.73
120 W. MICHIGAN AVE.	LANSING	48933	INGHAM	20M/20M	3	No Bid	No Bid	\$ 77.77	\$ 77.77	\$ 89.89	No Bid	\$ 138.37	\$ 296.73
221 N. WASHINGTON SQ.	LANSING	48933	INGHAM	DS1	3	No Bid	No Bid	\$ 77.77	\$ 77.77	\$ 89.89	No Bid	\$ 138.37	\$ 296.73
2824 CIRCLE DR.	LANSING	48906	INGHAM	150/25 GW-GW	3	No Bid	No Bid	\$ 90.79	\$ 105.94	\$ 131.19	No Bid	\$ 252.39	\$ 296.73
2900 COLLINS RD	LANSING	48910	INGHAM	100/100 GW-GW	3	No Bid	No Bid	\$ 90.79	\$ 105.94	\$ 131.19	No Bid	\$ 252.39	\$ 296.73
3315 E. MICHIGAN AVE.	LANSING	48912	INGHAM	20M/20M	3	No Bid	No Bid	\$ 77.77	\$ 77.77	\$ 89.89	No Bid	\$ 138.37	\$ 296.73
3737 E. GRAND RIVER ST.	WILLIAMSTON	48895	INGHAM	20M/20M	3	No Bid	No Bid	\$ 90.79	\$ 105.94	\$ 131.19	No Bid	\$ 252.39	\$ 296.73
3798 CAPITOL CITY BLVD	LANSING	48906	INGHAM	75/15 GW-GW	4	No Bid	No Bid	\$ 90.79	\$ 105.94	\$ 131.19	No Bid	\$ 252.39	\$ 296.73
601 JEWETT RD.	MASON	48854	INGHAM	20M/20M	3	No Bid	No Bid	\$ 77.77	\$ 77.77	\$ 89.89	No Bid	\$ 138.37	\$ 296.73
608 W. ALLEGAN	LANSING	48933	INGHAM	20M/20M	3	No Bid	No Bid	\$ 77.77	\$ 77.77	\$ 89.89	No Bid	\$ 138.37	\$ 296.73
731 N. CANAL RD.	LANSING	48917	INGHAM	20M/20M	3	No Bid	No Bid	\$ 90.79	\$ 105.94	\$ 131.19	No Bid	\$ 252.39	\$ 296.73
806 HOGSBACK RD.	MASON	48854	INGHAM	20M/20M	3	No Bid	No Bid	\$ 77.77	\$ 77.77	\$ 89.89	No Bid	\$ 138.37	\$ 296.73
8158 EXECUTIVE COURT	LANSING	48917	INGHAM	20M/20M	3	No Bid	No Bid	\$ 90.79	\$ 105.94	\$ 131.19	No Bid	\$ 252.39	\$ 296.73
940 VENTURE LN.	WILLIAMSTON	48895	INGHAM	20M/20M	3	No Bid	No Bid	\$ 90.79	\$ 105.94	\$ 131.19	No Bid	\$ 252.39	\$ 296.73
133 E. ADAMS	IONIA	48846	IONIA	20M/20M	3	No Bid	No Bid	\$ 77.77	\$ 77.77	\$ 89.89	No Bid	\$ 138.37	\$ 296.73
1342 W. MAIN ST.	IONIA	48846	IONIA	50M/50M	3	No Bid	No Bid	No Bid	No Bid	\$ 104.03	No Bid	\$ 250.48	\$ 296.73
1576 W. BLUEWATER HWY.	IONIA	48846	IONIA	50M/50M	3	No Bid	No Bid	\$ 77.77	\$ 77.77	\$ 89.89	No Bid	\$ 138.37	\$ 296.73
1727 W. BLUEWATER HWY.	IONIA	48846	IONIA	50M/50M	3	No Bid	No Bid	\$ 77.77	\$ 77.77	\$ 89.89	No Bid	\$ 138.37	\$ 296.73
1728 BLUEWATER HWY.	IONIA	48846	IONIA	50M/50M	3	No Bid	No Bid	\$ 77.77	\$ 77.77	\$ 89.89	No Bid	\$ 138.37	\$ 296.73
1728 E I-96	PORTLAND	48875	IONIA	20M/20M	3	No Bid	No Bid	\$ 59.58	\$ 63.62	\$ 71.70	No Bid	\$ 184.82	\$ 296.73
309 W. ADAMS	IONIA	48846	IONIA	20M/20M	3	No Bid	No Bid	No Bid	No Bid	\$ 104.03	No Bid	\$ 250.48	\$ 296.73
603 W. ADAMS ST.	IONIA	48846	IONIA	20M/20M	3	No Bid	No Bid	\$ 77.77	\$ 77.77	\$ 89.89	No Bid	\$ 138.37	\$ 296.73
920 E. LINCOLN	IONIA	48846	IONIA	20M/20M	3	No Bid	No Bid	\$ 77.77	\$ 77.77	\$ 89.89	No Bid	\$ 138.37	\$ 296.73
686 TAWAS BEACH RD.	EAST TAWAS	48730	IOSCO	20/3 GW-GW	4	No Bid	No Bid	No Bid	No Bid	\$ 104.03	No Bid	\$ 250.48	\$ 296.73
1712 N. HURON RD.	EAST TAWAS	48730	IOSCO	20M/20M	3	No Bid	No Bid	\$ 77.77	\$ 77.77	\$ 89.89	No Bid	\$ 138.37	\$ 296.73

#### EBAS Monthly Recurring Charges

Address	CITY	ZIP	COUNTY	Current bandwidth Down/Up	COS (Class of Service)	10M	20M	50M	100M	250M	500M	1G	SD-WAN
2145 E. HURON RD.	EAST TAWAS	48730	IOSCO	20M/20M	3	No Bid	No Bid	\$ 77.77	\$ 77.77	\$ 89.89	No Bid	\$ 138.37	\$ 296.73
410 US-23	EAST TAWAS	48730	IOSCO	100/7 GW-GW	4	No Bid	No Bid	No Bid	No Bid	\$ 104.03	No Bid	\$ 250.48	\$ 296.73
420 LAKE ST.	TAWAS CITY	48763	IOSCO	20M/20M	3	No Bid	No Bid	No Bid	No Bid	\$ 104.03	No Bid	\$ 250.48	\$ 296.73
422 W. LAKE ST.	TAWAS CITY	48763	IOSCO	20M/20M	3	No Bid	No Bid	\$ 77.77	\$ 77.77	\$ 89.89	No Bid	\$ 138.37	\$ 296.73
337 BRADY AVE.	CASPIAN	49915	IRON	20M/20M	3	No Bid	No Bid	\$ 77.77	\$ 77.77	\$ 89.89	No Bid	\$ 138.37	\$ 296.73
120 TOBIN-ALPHA RD.	CRYSTAL FALLS	49920	IRON	20M/20M	3	No Bid	No Bid	\$ 77.77	\$ 77.77	\$ 89.89	No Bid	\$ 138.37	\$ 296.73
1420 W. US-2	CRYSTAL FALLS	49920	IRON	20M/20M	3	No Bid	No Bid	No Bid	No Bid	No Bid	No Bid	No Bid	\$ 296.73

#### EBAS Monthly Recurring Charges

2 S. SIXTH ST.	CRYSTAL FALLS	49920	IRON	20M/20M	3	No Bid	No Bid	\$ 77.77	\$ 77.77	\$ 89.89	No Bid	\$ 138.37	\$ 296.73
992 LALLEY RD.	IRON RIVER	49935	IRON	20M/20M	3	No Bid	No Bid	\$ 77.77	\$ 77.77	\$ 89.89	No Bid	\$ 138.37	\$ 296.73
1212 CORPORATE DR.	MT. PLEASANT	48858	ISABELLA	20M/20M	3	No Bid	No Bid	No Bid	No Bid	\$ 104.03	No Bid	\$ 250.48	\$ 296.73
1245 N. MISSION RD.	MT. PLEASANT	48858	ISABELLA	20M/20M	3	No Bid	No Bid	No Bid	No Bid	\$ 104.03	No Bid	\$ 250.48	\$ 296.73
1919 PARKLAND DR.	MT. PLEASANT	48858	ISABELLA	50M/50M	3	No Bid	No Bid	No Bid	No Bid	\$ 104.03	No Bid	\$ 250.48	\$ 296.73
207 COURT ST.	MT. PLEASANT	48858	ISABELLA	20M/20M	3	No Bid	No Bid	No Bid	No Bid	\$ 104.03	No Bid	\$ 250.48	\$ 296.73
300 N. MAIN ST.	MT. PLEASANT	48858	ISABELLA	20M/20M	3	No Bid	No Bid	No Bid	No Bid	\$ 104.03	No Bid	\$ 250.48	\$ 296.73
3580 S. ISABELLA RD.	MT. PLEASANT	48858	ISABELLA	100/100 GW-GW	3	No Bid	No Bid	No Bid	No Bid	\$ 104.03	No Bid	\$ 250.48	\$ 296.73
1184 JACKSON CROSSING	JACKSON	49202	JACKSON	20M/20M	3	No Bid	No Bid	\$ 77.77	\$ 77.77	\$ 89.89	No Bid	\$ 138.37	\$ 296.73
1697 LANSING	JACKSON	49202	JACKSON	20M/20M	3	No Bid	No Bid	\$ 77.77	\$ 77.77	\$ 89.89	No Bid	\$ 138.37	\$ 296.73
205 N. EAST AVE.	JACKSON	49201	JACKSON	6/6 GW-GW	3	No Bid	No Bid	\$ 77.77	\$ 77.77	\$ 89.89	No Bid	\$ 138.37	\$ 296.73
209 E. WASHINGTON	JACKSON	49201	JACKSON	1GB/1GB GW-GW	3	No Bid	No Bid	\$ 77.77	\$ 77.77	\$ 89.89	No Bid	\$ 138.37	\$ 296.73
212 W. WESLEY ST.	JACKSON	49201	JACKSON	20M/20M	3	No Bid	No Bid	\$ 77.77	\$ 77.77	\$ 89.89	No Bid	\$ 138.37	\$ 296.73
301 LOUIS B. GLICK HWY.	JACKSON	49201	JACKSON	50M/50M	3	No Bid	No Bid	\$ 90.79	\$ 105.94	\$ 131.19	No Bid	\$ 252.39	\$ 296.73
312 S. JACKSON	JACKSON	49201	JACKSON	20M/20M	3	No Bid	No Bid	\$ 77.77	\$ 77.77	\$ 89.89	No Bid	\$ 138.37	\$ 296.73
3401 COOPER RD.	JACKSON	49201	JACKSON	100/100 GW-GW	3	No Bid	No Bid	\$ 77.77	\$ 77.77	\$ 89.89	No Bid	\$ 138.37	\$ 296.73
4000 COOPER RD.	JACKSON	49201	JACKSON	250M/250M	3	No Bid	No Bid	\$ 77.77	\$ 77.77	\$ 89.89	No Bid	\$ 138.37	\$ 296.73
4000 COOPER RD.	JACKSON	49021	JACKSON	50M/50M	3	No Bid	No Bid	\$ 77.77	\$ 77.77	\$ 89.89	No Bid	\$ 138.37	\$ 296.73
4701 W. MICHIGAN AVE.	JACKSON	49201	JACKSON	50M/50M	3	No Bid	No Bid	\$ 77.77	\$ 77.77	\$ 89.89	No Bid	\$ 138.37	\$ 296.73
800 CHANTER	JACKSON	49201	JACKSON	20M/20M	3	No Bid	No Bid	\$ 77.77	\$ 77.77	\$ 89.89	No Bid	\$ 138.37	\$ 296.73
1312 OAKLAND DR.	KALAMAZOO	49008	KALAMAZOO	100M/100M	3	No Bid	No Bid	\$ 77.77	\$ 77.77	\$ 89.89	No Bid	\$ 138.37	\$ 296.73
1421 HEALY ST.	KALAMAZOO	49007	KALAMAZOO	20M/20M	3	No Bid	No Bid	\$ 77.77	\$ 77.77	\$ 89.89	No Bid	\$ 138.37	\$ 296.73
1501 E. KILGORE RD.	KALAMAZOO	49001	KALAMAZOO	50M/50M	3	No Bid	No Bid	\$ 77.77	\$ 77.77	\$ 89.89	No Bid	\$ 138.37	\$ 296.73
151 S. ROSE ST.	KALAMAZOO	49007	KALAMAZOO	20M/20M	3	No Bid	No Bid	\$ 77.77	\$ 77.77	\$ 89.89	No Bid	\$ 138.37	\$ 296.73
1541 OAKLAND DR.	KALAMAZOO	49008	KALAMAZOO	50M/50M	3	No Bid	No Bid	\$ 77.77	\$ 77.77	\$ 89.89	No Bid	\$ 138.37	\$ 296.73
201 W. KALAMAZOO ST.	KALAMAZOO	49079	KALAMAZOO	20M/20M	3	No Bid	No Bid	\$ 77.77	\$ 77.77	\$ 89.89	No Bid	\$ 138.37	\$ 296.73
3298 W. STADIUM DR.	KALAMAZOO	49009	KALAMAZOO	20M/20M	3	No Bid	No Bid	\$ 77.77	\$ 77.77	\$ 89.89	No Bid	\$ 138.37	\$ 296.73
4210 S. WESTNEDGE	KALAMAZOO	49008	KALAMAZOO	20M/20M	3	No Bid	No Bid	\$ 77.77	\$ 77.77	\$ 89.89	No Bid	\$ 138.37	\$ 296.73
427 E. ALCOTT	KALAMAZOO	49001	KALAMAZOO	50M/50M	3	No Bid	No Bid	\$ 77.77	\$ 77.77	\$ 89.89	No Bid	\$ 138.37	\$ 296.73
5372 S. NINTH	KALAMAZOO	49009	KALAMAZOO	20M/20M	3	No Bid	No Bid	\$ 77.77	\$ 77.77	\$ 89.89	No Bid	\$ 138.37	\$ 296.73
5673 W. MAIN ST.	OSHTIMO	49001	KALAMAZOO	20M/20M	3	No Bid	No Bid	\$ 77.77	\$ 77.77	\$ 89.89	No Bid	\$ 138.37	\$ 296.73
603 ROMENCE RD.	PORTAGE	49002	KALAMAZOO	20M/20M	3	No Bid	No Bid	\$ 77.77	\$ 77.77	\$ 89.89	No Bid	\$ 138.37	\$ 296.73
6345 AMERICAN AVE.	PORTAGE	49002	KALAMAZOO	20M/20M	3	No Bid	No Bid	\$ 77.77	\$ 77.77	\$ 89.89	No Bid	\$ 138.37	\$ 296.73
7953 ADOBE	KALAMAZOO	49007	KALAMAZOO	50M/50M	3	No Bid	No Bid	\$ 77.77	\$ 77.77	\$ 89.89	No Bid	\$ 138.37	\$ 296.73
940 N. 10TH ST.	OSHTIMO	49009	KALAMAZOO	20M/20M	3	No Bid	No Bid	\$ 77.77	\$ 77.77	\$ 89.89	No Bid	\$ 138.37	\$ 296.73
2089 N. BIRCH	KALKASKA	49646	KALKASKA	100/7 GW-GW	4	No Bid	No Bid	No Bid	No Bid	\$ 104.03	No Bid	\$ 250.48	\$ 296.73
2089 N. BIRCH ST.	KALKASKA	49646	KALKASKA	100/100 GW-GW	4	No Bid	No Bid	No Bid	No Bid	\$ 104.03	No Bid	\$ 250.48	\$ 296.73
503 N. BIRCH ST.	KALKASKA	49646	KALKASKA	20M/20M	3	No Bid	No Bid	\$ 77.77	\$ 77.77	\$ 89.89	No Bid	\$ 138.37	\$ 296.73
605 N. BIRCH ST.	KALKASKA	49646	KALKASKA	20M/20M	3	No Bid	No Bid	\$ 77.77	\$ 77.77	\$ 89.89	No Bid	\$ 138.37	\$ 296.73
809 N. BIRCH ST.	KALKASKA	49646	KALKASKA	20M/20M	3	No Bid	No Bid	\$ 77.77	\$ 77.77	\$ 89.89	No Bid	\$ 138.37	\$ 296.73
1056 ROGERS PLAZA SW 28TH ST SW	WYOMING	49509	KENT	20M/20M	3	No Bid	No Bid	\$ 90.79	\$ 105.94	\$ 131.19	No Bid	\$ 252.39	\$ 296.73
1420 NW. FRONT AVE.	GRAND RAPIDS	49504	KENT	50M/50M	3	No Bid	No Bid	\$ 77.77	\$ 77.77	\$ 89.89	No Bid	\$ 138.37	\$ 296.73
2290 4 MILE RD. NW	WALKER	49511	KENT	100/100 GW-GW	3	No Bid	No Bid	\$ 77.77	\$ 77.77	\$ 89.89	No Bid	\$ 138.37	\$ 296.73
2660 LEONARD ST.	GRAND RAPIDS	49505	KENT	20M/20M	3	No Bid	No Bid	\$ 90.79	\$ 105.94	\$ 131.19	No Bid	\$ 252.39	\$ 296.73
2942 FULLER	GRAND RAPIDS	49505	KENT	50M/50M	3	No Bid	No Bid	\$ 77.77	\$ 77.77	\$ 89.89	No Bid	\$ 138.37	\$ 296.73
2950 NE. MONROE AVE.	GRAND RAPIDS	49505	KENT	100M/100M	3	No Bid	No Bid	\$ 77.77	\$ 77.77	\$ 89.89	No Bid	\$ 138.37	\$ 296.73
3000 NE. MONROE AVE.	GRAND RAPIDS	49505	KENT	50M/50M	3	No Bid	No Bid	\$ 77.77	\$ 77.77	\$ 89.89	No Bid	\$ 138.37	\$ 296.73



### EBAS Monthly Recurring Charges

Address	CITY	ZIP	COUNTY	Current bandwidth Down/Up	COS (Class of Service)	10M	20M	50M	100M	250M	500M	1G	SD-WAN
3391 NE. PLAINFIELD AVE.	GRAND RAPIDS	49505	KENT	50M/50M	3	No Bid	No Bid	\$ 77.77	\$ 77.77	\$ 89.89	No Bid	\$ 138.37	\$ 296.73
3472 NE. PLAINFIELD AVE.	GRAND RAPIDS	49505	KENT	20M/20M	3	No Bid	No Bid	\$ 77.77	\$ 77.77	\$ 89.89	No Bid	\$ 138.37	\$ 296.73
3665 28TH ST.	GRAND RAPIDS	49512	KENT	20M/20M	3	No Bid	No Bid	\$ 77.77	\$ 77.77	\$ 89.89	No Bid	\$ 138.37	\$ 296.73
5321 SE. 28TH ST.	GRAND RAPIDS	49464	KENT	20M/20M	3	No Bid	No Bid	\$ 90.79	\$ 105.94	\$ 131.19	No Bid	\$ 252.39	\$ 296.73
534 S. STATE ST.	SPARTA	49345	KENT	20M/20M	3	No Bid	No Bid	\$ 90.79	\$ 105.94	\$ 131.19	No Bid	\$ 252.39	\$ 296.73
750 NW. FRONT AVE.	GRAND RAPIDS	49504	KENT	20M/20M	3	No Bid	No Bid	\$ 77.77	\$ 77.77	\$ 89.89	No Bid	\$ 138.37	\$ 296.73
82 NW. IONIA	GRAND RAPIDS	49503	KENT	20M/20M	3	No Bid	No Bid	\$ 77.77	\$ 77.77	\$ 89.89	No Bid	\$ 138.37	\$ 296.73
3631 US-41	MOHAWK	49950	KEWEENAW	20M/20M	3	No Bid	No Bid	No Bid	No Bid	\$ 104.03	No Bid	\$ 250.48	\$ 296.73
800 10TH ST.	BALDWIN	49304	LAKE	20M/20M	3	No Bid	No Bid	\$ 77.77	\$ 77.77	\$ 89.89	No Bid	\$ 138.37	\$ 296.73
5653 S. M-37	BALDWIN	49304	LAKE	20M/20M	3	No Bid	No Bid	\$ 77.77	\$ 77.77	\$ 89.89	No Bid	\$ 138.37	\$ 296.73
2468 W. 24TH ST.	BALDWIN	49304	LAKE	20M/20M	3	No Bid	No Bid	\$ 77.77	\$ 77.77	\$ 89.89	No Bid	\$ 138.37	\$ 296.73
2332 W. GENESEE	LAPEER	48446	LAPEER	250M/250M	3	No Bid	No Bid	\$ 77.77	\$ 77.77	\$ 89.89	No Bid	\$ 138.37	\$ 296.73
301 W. GENESEE ST.	LAPEER	48846	LAPEER	20M/20M	3	No Bid	No Bid	\$ 77.77	\$ 77.77	\$ 89.89	No Bid	\$ 138.37	\$ 296.73
975 S. MAIN	LAPEER	48846	LAPEER	100/100 GW-GW	3	No Bid	No Bid	No Bid	No Bid	\$ 104.03	No Bid	\$ 250.48	\$ 296.73
8525 E. GOVERNMENT CENTER DR.	SUTTONS BAY	49682	LEELANAU	20M/20M	3	No Bid	No Bid	No Bid	No Bid	\$ 104.03	No Bid	\$ 250.48	\$ 296.73
1040 S. WINTER ST.	ADRIAN	49221	LENAAWEE	20M/20M	3	No Bid	No Bid	\$ 90.79	\$ 105.94	\$ 131.19	No Bid	\$ 252.39	\$ 296.73
1040 S. WINTER ST.	ADRIAN	49221	LENAAWEE	20M/20M	3	No Bid	No Bid	\$ 90.79	\$ 105.94	\$ 131.19	No Bid	\$ 252.39	\$ 296.73
1220 WAMPLER'S LAKE RD.	ONSTED	49265	LENAAWEE	20M/20M	3	No Bid	No Bid	\$ 90.79	\$ 105.94	\$ 131.19	No Bid	\$ 252.39	\$ 296.73
126 E. CHURCH	ADRIAN	49221	LENAAWEE	20M/20M	3	No Bid	No Bid	\$ 90.79	\$ 105.94	\$ 131.19	No Bid	\$ 252.39	\$ 296.73
150 W. MAPLE	ADRIAN	49221	LENAAWEE	20M/20M	3	No Bid	No Bid	\$ 90.79	\$ 105.94	\$ 131.19	No Bid	\$ 252.39	\$ 296.73
2451 N. ADRIAN HWY.	ADRIAN	49221	LENAAWEE	20M/20M	3	No Bid	No Bid	\$ 90.79	\$ 105.94	\$ 131.19	No Bid	\$ 252.39	\$ 296.73
2727 E. BEECHER	ADRIAN	49221	LENAAWEE	100M/100M	3	No Bid	No Bid	\$ 90.79	\$ 105.94	\$ 131.19	No Bid	\$ 252.39	\$ 296.73
425 N. MAIN ST.	ADRIAN	49221	LENAAWEE	6/6 GW-GW	3	No Bid	No Bid	\$ 90.79	\$ 105.94	\$ 131.19	No Bid	\$ 252.39	\$ 296.73
12950 GRAND RIVER AVE.	BRIGHTON	48116	LIVINGSTON	20M/20M	3	No Bid	No Bid	\$ 77.77	\$ 77.77	\$ 89.89	No Bid	\$ 138.37	\$ 296.73
10102 E. GRAND RIVER AVE.	BRIGHTON	48116	LIVINGSTON	20M/20M	3	No Bid	No Bid	\$ 77.77	\$ 77.77	\$ 89.89	No Bid	\$ 138.37	\$ 296.73
10321 E. GRAND RIVER AVE.	BRIGHTON	48116	LIVINGSTON	20M/20M	3	No Bid	No Bid	\$ 77.77	\$ 77.77	\$ 89.89	No Bid	\$ 138.37	\$ 296.73
1448 LAWSON RD.	HOWELL	48843	LIVINGSTON	20M/20M	3	No Bid	No Bid	\$ 90.79	\$ 105.94	\$ 131.19	No Bid	\$ 252.39	\$ 296.73
150 S. HIGHLANDER WAY	HOWELL	48843	LIVINGSTON	20M/20M	3	No Bid	No Bid	\$ 77.77	\$ 77.77	\$ 89.89	No Bid	\$ 138.37	\$ 296.73
210 S. HIGHLANDER WAY	HOWELL	48843	LIVINGSTON	20M/20M	3	No Bid	No Bid	\$ 77.77	\$ 77.77	\$ 89.89	No Bid	\$ 138.37	\$ 296.73
2300 E. GRAND RIVER	HOWELL	48843	LIVINGSTON	20M/20M	3	No Bid	No Bid	\$ 77.77	\$ 77.77	\$ 89.89	No Bid	\$ 138.37	\$ 296.73
2530 E. GRAND RIVER	HOWELL	48843	LIVINGSTON	20M/20M	3	No Bid	No Bid	\$ 77.77	\$ 77.77	\$ 89.89	No Bid	\$ 138.37	\$ 296.73
4337 BUNO RD.	BRIGHTON	48116	LIVINGSTON	100/100 GW-GW	3	No Bid	No Bid	\$ 77.77	\$ 77.77	\$ 89.89	No Bid	\$ 138.37	\$ 296.73
6360 CHILSON RD.	BRIGHTON	48116	LIVINGSTON	60/5 GW-GW	3	No Bid	No Bid	\$ 90.79	\$ 105.94	\$ 131.19	No Bid	\$ 252.39	\$ 296.73
8555 SILVER HILL RD.	PINCKNEY	48130	LIVINGSTON	20M/20M	3	No Bid	No Bid	\$ 77.77	\$ 77.77	\$ 89.89	No Bid	\$ 138.37	\$ 296.73
8701 E. M-36	WHITMORE LAKE	48189	LIVINGSTON	100M/100M	3	No Bid	No Bid	\$ 77.77	\$ 77.77	\$ 89.89	No Bid	\$ 138.37	\$ 296.73
9036 E. M-36	WHITMORE LAKE	48189	LIVINGSTON	100M/100M	3	No Bid	No Bid	\$ 77.77	\$ 77.77	\$ 89.89	No Bid	\$ 138.37	\$ 296.73
14113 M-28	NEWBERRY	49868	LUCE	20M/20M	3	No Bid	No Bid	\$ 77.77	\$ 77.77	\$ 89.89	No Bid	\$ 138.37	\$ 296.73
3001 S. NEWBERRY AVE.	NEWBERRY	49868	LUCE	50M/50M	3	No Bid	No Bid	No Bid	No Bid	\$ 104.03	No Bid	\$ 250.48	\$ 296.73
407 W. HARRIE	NEWBERRY	49868	LUCE	20M/20M	3	No Bid	No Bid	No Bid	No Bid	\$ 104.03	No Bid	\$ 250.48	\$ 296.73
500 W. MCMILLAN ST.	NEWBERRY	49868	LUCE	20M/20M	3	No Bid	No Bid	\$ 77.77	\$ 77.77	\$ 89.89	No Bid	\$ 138.37	\$ 296.73
5100 M-123	NEWBERRY	49868	LUCE	20M/20M	3	No Bid	No Bid	\$ 77.77	\$ 77.77	\$ 89.89	No Bid	\$ 138.37	\$ 296.73
5666 M-123	NEWBERRY	49762	LUCE	20M/20M	3	No Bid	No Bid	\$ 77.77	\$ 77.77	\$ 89.89	No Bid	\$ 138.37	\$ 296.73
7942 STATE HWY.	NEWBERRY	49868	LUCE	100/100 GW-GW	3	No Bid	No Bid	No Bid	No Bid	\$ 104.03	No Bid	\$ 250.48	\$ 296.73
100 N. MARLEY	ST. IGNACE	49781	MACKINAC	20M/20M	3	No Bid	No Bid	\$ 77.77	\$ 77.77	\$ 89.89	No Bid	\$ 138.37	\$ 296.73
1120 W. US-2 HWY.	ST. IGNACE	48781	MACKINAC	20M/20M	3	No Bid	No Bid	\$ 77.77	\$ 77.77	\$ 89.89	No Bid	\$ 138.37	\$ 296.73

EBAS Monthly Recurring Charges

11569 W. US-2	NAUBINWAY	49726	MACKINAC	20/1.5 GW-GW	3	No Bid	No Bid	No Bid	No Bid	No Bid	No Bid	No Bid	\$ 296.73
199 FERRY LANE	ST. IGNACE	49781	MACKINAC	20M/20M	3	No Bid	No Bid	\$ 77.77	\$ 77.77	\$ 89.89	No Bid	\$ 138.37	\$ 296.73
393 N. STATE ST.	ST. IGNACE	49781	MACKINAC	100/100 GW-GW	4	No Bid	No Bid	No Bid	No Bid	\$ 104.03	No Bid	\$ 250.48	\$ 296.73
430 N. I-75 AVE.	ST. IGNACE	49781	MACKINAC	20M/20M	3	No Bid	No Bid	No Bid	No Bid	\$ 104.03	No Bid	\$ 250.48	\$ 296.73
430 N. I-75 AVE.	ST. IGNACE	49781	MACKINAC	100/100 GW-GW		No Bid	No Bid	No Bid	No Bid	\$ 104.03	No Bid	\$ 250.48	\$ 296.73
500 FERRY LANE	ST. IGNACE	49781	MACKINAC	20M/20M	3	No Bid	No Bid	\$ 77.77	\$ 77.77	\$ 89.89	No Bid	\$ 138.37	\$ 296.73
7045 N. M-117 (N7045 STATE HIGHWAY 117)	ENGADINE	49827	MACKINAC	20M/20M	3	No Bid	No Bid	No Bid	No Bid	No Bid	No Bid	No Bid	\$ 296.73
7106 HURON	MACKINAW ISLAND	49757	MACKINAC	25/25 GW-GW	3	No Bid	No Bid	No Bid	No Bid	\$ 104.03	No Bid	\$ 250.48	\$ 296.73

### EBAS Monthly Recurring Charges

Address	CITY	ZIP	COUNTY	Current bandwidth Down/Up	COS (Class of Service)	10M	20M	50M	100M	250M	500M	1G	SD-WAN
720 CHURCH	ST. IGNACE	49781	MACKINAC	50/10 GW-GW	3	No Bid	No Bid	No Bid	No Bid	\$ 104.03	No Bid	\$ 250.48	\$ 296.73
11533 E. 12 MILE RD.	WARREN	48092	MACOMB	20M/20M	3	No Bid	No Bid	\$ 77.77	\$ 77.77	\$ 89.89	No Bid	\$ 138.37	\$ 296.73
117 S. GROESBECK	MT. CLEMENS	48043	MACOMB	20M/20M	3	No Bid	No Bid	\$ 77.77	\$ 77.77	\$ 89.89	No Bid	\$ 138.37	\$ 296.73
13041 E.TEN MILE RD.	WARREN	48903	MACOMB	20M/20M	3	No Bid	No Bid	\$ 77.77	\$ 77.77	\$ 89.89	No Bid	\$ 138.37	\$ 296.73
15950 12 MILE RD.	ROSEVILLE	48066	MACOMB	20M/20M	3	No Bid	No Bid	\$ 90.79	\$ 105.94	\$ 131.19	No Bid	\$ 252.39	\$ 296.73
18809 NINE MILE RD.	EASTPOINTE	48021	MACOMB	20M/20M	3	No Bid	No Bid	\$ 77.77	\$ 77.77	\$ 89.89	No Bid	\$ 138.37	\$ 296.73
26000 SOUTH ST.	HARRISON TWP.	48045	MACOMB	20M/20M	3	No Bid	No Bid	\$ 90.79	\$ 105.94	\$ 131.19	No Bid	\$ 252.39	\$ 296.73
26170 21 MILE RD.	CHESTERFIELD TWP.	48051	MACOMB	20M/20M	3	No Bid	No Bid	\$ 77.77	\$ 77.77	\$ 89.89	No Bid	\$ 138.37	\$ 296.73
27700 DONALD CT.	WARREN	48092	MACOMB	50M/50M	3	No Bid	No Bid	\$ 77.77	\$ 77.77	\$ 89.89	No Bid	\$ 138.37	\$ 296.73
32 MARKET ST.	MT. CLEMENS	48043	MACOMB	20M/20M	3	No Bid	No Bid	\$ 77.77	\$ 77.77	\$ 89.89	No Bid	\$ 138.37	\$ 296.73
34625 26 MILE RD.	NEW HAVEN	48048	MACOMB	50M/50M	3	No Bid	No Bid	\$ 90.79	\$ 105.94	\$ 131.19	No Bid	\$ 252.39	\$ 296.73
34700 DEQUINDRE	STERLING HEIGHTS	48310	MACOMB	20M/20M	3	No Bid	No Bid	\$ 77.77	\$ 77.77	\$ 89.89	No Bid	\$ 138.37	\$ 296.73
35414 MOUND RD.	STERLING HEIGHTS	48310	MACOMB	20M/20M	3	No Bid	No Bid	\$ 77.77	\$ 77.77	\$ 89.89	No Bid	\$ 138.37	\$ 296.73
37015 GRATIOT AVE.	CLINTON TWP.	48036	MACOMB	20M/20M	3	No Bid	No Bid	\$ 77.77	\$ 77.77	\$ 89.89	No Bid	\$ 138.37	\$ 296.73
41227 MOUND RD.	STERLING HEIGHTS	48313	MACOMB	20M/20M	3	No Bid	No Bid	\$ 77.77	\$ 77.77	\$ 89.89	No Bid	\$ 138.37	\$ 296.73
41300 DEQUINDRE	STERLING HEIGHTS	48314	MACOMB	50M/50M	3	No Bid	No Bid	\$ 77.77	\$ 77.77	\$ 89.89	No Bid	\$ 138.37	\$ 296.73
43015 Hayes R.	STERLING HEIGHTS	48314	MACOMB	20M/20M	3	No Bid	No Bid	\$ 77.77	\$ 77.77	\$ 89.89	No Bid	\$ 138.37	\$ 296.73
43565 ELIZABETH RD.	MT. CLEMENS	48048	MACOMB	20M/20M	3	No Bid	No Bid	\$ 77.77	\$ 77.77	\$ 89.89	No Bid	\$ 138.37	\$ 296.73
43630 HAYES RD.	CLINTON TWP.	48038	MACOMB	20M/20M	3	No Bid	No Bid	\$ 90.79	\$ 105.94	\$ 131.19	No Bid	\$ 252.39	\$ 296.73
44777 GRATIOT	CLINTON TWP.	48036	MACOMB	100M/100M	3	No Bid	No Bid	\$ 77.77	\$ 77.77	\$ 89.89	No Bid	\$ 138.37	\$ 296.73
48724 DONNER RD.	CHESTERFIELD	48051	MACOMB	100M/100M	3	No Bid	No Bid	\$ 77.77	\$ 77.77	\$ 89.89	No Bid	\$ 138.37	\$ 296.73
50640 SCHOENHER RD.	SHELBY TWP.	48315	MACOMB	20M/20M	3	No Bid	No Bid	\$ 77.77	\$ 77.77	\$ 89.89	No Bid	\$ 138.37	\$ 296.73
51305 GRATIOT AVE.	CHESTERFIELD TWP.	48051	MACOMB	20M/20M	3	No Bid	No Bid	\$ 77.77	\$ 77.77	\$ 89.89	No Bid	\$ 138.37	\$ 296.73
71130 VAN DYKE	ROMEO	48065	MACOMB	20M/20M	3	No Bid	No Bid	\$ 77.77	\$ 77.77	\$ 89.89	No Bid	\$ 138.37	\$ 296.73
7917 19 MILE RD.	STERLING HEIGHTS	48314	MACOMB	20M/20M	3	No Bid	No Bid	\$ 77.77	\$ 77.77	\$ 89.89	No Bid	\$ 138.37	\$ 296.73
1500 CABERFAE	MANISTEE	49626	MANISTEE	50M/50M	3	No Bid	No Bid	\$ 77.77	\$ 77.77	\$ 89.89	No Bid	\$ 138.37	\$ 296.73
1525 E. PARKDALE AVE.	MANISTEE	49660	MANISTEE	20M/20M	3	No Bid	No Bid	\$ 77.77	\$ 77.77	\$ 89.89	No Bid	\$ 138.37	\$ 296.73
1586 S. US-31	MANISTEE	49660	MANISTEE	20M/20M	3	No Bid	No Bid	\$ 77.77	\$ 77.77	\$ 89.89	No Bid	\$ 138.37	\$ 296.73
1672 S. US-31	MANISTEE	49660	MANISTEE	20M/20M	3	No Bid	No Bid	\$ 77.77	\$ 77.77	\$ 89.89	No Bid	\$ 138.37	\$ 296.73
415 THIRD ST.	MANISTEE	49660	MANISTEE	20M/20M	3	No Bid	No Bid	\$ 77.77	\$ 77.77	\$ 89.89	No Bid	\$ 138.37	\$ 296.73
100 WESTWOOD DR.	ISHPEMING	49849	MARQUETTE	20M/20M	3	No Bid	No Bid	\$ 77.77	\$ 77.77	\$ 89.89	No Bid	\$ 138.37	\$ 296.73
110 FORD RD.	MARQUETTE	49855	MARQUETTE	60/5 GW-GW	4	No Bid	No Bid	No Bid	No Bid	\$ 104.03	No Bid	\$ 250.48	\$ 296.73
1250 WILSON ST.	MARQUETTE	49855	MARQUETTE	20M/20M	3	No Bid	No Bid	\$ 77.77	\$ 77.77	\$ 89.89	No Bid	\$ 138.37	\$ 296.73
1498 O'DOVERO DR.	MARQUETTE	49855	MARQUETTE	20M/20M	3	No Bid	No Bid	\$ 77.77	\$ 77.77	\$ 89.89	No Bid	\$ 138.37	\$ 296.73
1504 W. WASHINGTON ST.	MARQUETTE	49841	MARQUETTE	50M/50M	3	No Bid	No Bid	\$ 77.77	\$ 77.77	\$ 89.89	No Bid	\$ 138.37	\$ 296.73
180 E. US-41	NEGAUNEE	49866	MARQUETTE	20M/20M	3	No Bid	No Bid	\$ 77.77	\$ 77.77	\$ 89.89	No Bid	\$ 138.37	\$ 296.73

EBAS Monthly Recurring Charges

180 E. US-41	NEGAUNEE	49866	MARQUETTE	20M/20M	3	No Bid	No Bid	\$ 77.77	\$ 77.77	\$ 89.89	No Bid	\$ 138.37	\$ 296.73
1924 INDUSTRIAL PARKWAY	MARQUETTE	49085	MARQUETTE	100/100 GW-GW	3	No Bid	No Bid	\$ 77.77	\$ 77.77	\$ 89.89	No Bid	\$ 138.37	\$ 296.73
1924 INDUSTRIAL PARKWAY	MARQUETTE	49085	MARQUETTE	60/5 GW-GW	3	No Bid	No Bid	\$ 77.77	\$ 77.77	\$ 89.89	No Bid	\$ 138.37	\$ 296.73
1960 US-41	MARQUETTE	49855	MARQUETTE	50M/50M	3	No Bid	No Bid	No Bid	No Bid	\$ 104.03	No Bid	\$ 250.48	\$ 296.73
1985 W. US-41	ISHPEMING	49424	MARQUETTE	20/3 GW-GW	4	No Bid	No Bid	No Bid	No Bid	\$ 104.03	No Bid	\$ 250.48	\$ 296.73
1990 S. US-41	MARQUETTE	49855	MARQUETTE	20M/20M	3	No Bid	No Bid	\$ 77.77	\$ 77.77	\$ 89.89	No Bid	\$ 138.37	\$ 296.73
234 W. BARAGA AVE.	MARQUETTE	49855	MARQUETTE	50M/50M	3	No Bid	No Bid	\$ 77.77	\$ 77.77	\$ 89.89	No Bid	\$ 138.37	\$ 296.73
234 W. BARAGA AVE.	MARQUETTE	49855	MARQUETTE	20M/20M	3	No Bid	No Bid	\$ 77.77	\$ 77.77	\$ 89.89	No Bid	\$ 138.37	\$ 296.73
410 W. M-35	WINN	49841	MARQUETTE	20M/20M	4	No Bid	No Bid	\$ 77.77	\$ 77.77	\$ 89.89	No Bid	\$ 138.37	\$ 296.73
425 FISHER ST.	MARQUETTE	49855	MARQUETTE	50M/50M	3	No Bid	No Bid	\$ 77.77	\$ 77.77	\$ 89.89	No Bid	\$ 138.37	\$ 296.73
488 CHERRY CREEK RD.	MARQUETTE	49855	MARQUETTE	20/3 GW-GW	4	No Bid	No Bid	No Bid	No Bid	\$ 104.03	No Bid	\$ 250.48	\$ 296.73
8800 W. M-116	LUDINGTON	49431	MASON	10M/10M	3	No Bid	No Bid	No Bid	No Bid	\$ 104.03	No Bid	\$ 250.48	\$ 296.73
302 N. DELIA	LUDINGTON	49431	MASON	20M/20M	3	No Bid	No Bid	No Bid	No Bid	\$ 104.03	No Bid	\$ 250.48	\$ 296.73
915 DIANA	LUDINGTON	49431	MASON	20M/20M	3	No Bid	No Bid	No Bid	No Bid	\$ 104.03	No Bid	\$ 250.48	\$ 296.73
14372 NORTHLAND DR.	BIG RAPIDS	49307	MECOSTA	600/35 GW-GW	4	No Bid	No Bid	No Bid	No Bid	\$ 104.03	No Bid	\$ 250.48	\$ 296.73
206-A N. MICHIGAN AVE.	BIG RAPIDS	49307	MECOSTA	20M/20M	3	No Bid	No Bid	No Bid	No Bid	\$ 104.03	No Bid	\$ 250.48	\$ 296.73
400 ELM ST.	BIG RAPIDS	49307	MECOSTA	20M/20M	3	No Bid	No Bid	\$ 77.77	\$ 77.77	\$ 89.89	No Bid	\$ 138.37	\$ 296.73
800 WATER TOWER RD.	BIG RAPIDS	49307	MECOSTA	50M/50M	3	No Bid	No Bid	\$ 77.77	\$ 77.77	\$ 89.89	No Bid	\$ 138.37	\$ 296.73

### EBAS Monthly Recurring Charges

Address	CITY	ZIP	COUNTY	Current bandwidth Down/Up	COS (Class of Service)	10M	20M	50M	100M	250M	500M	1G	SD-WAN
US-2/M-41 (W399 US-2)	HARRIS	49845	MENOMINEE	20M/20M	3	No Bid	No Bid	No Bid	No Bid	\$ 104.03	No Bid	\$ 250.48	\$ 296.73
900 10TH AVE.	MENOMINEE	49858	MENOMINEE	20M/20M	3	No Bid	No Bid	No Bid	No Bid	\$ 104.03	No Bid	\$ 250.48	\$ 296.73
1305 EIGHTH AVE.	MENOMINEE	49858	MENOMINEE	20M/20M	3	No Bid	No Bid	No Bid	No Bid	\$ 104.03	No Bid	\$ 250.48	\$ 296.73
2612 10TH AVE.	MENOMINEE	49858	MENOMINEE	20M/20M	3	No Bid	No Bid	\$ 77.77	\$ 77.77	\$ 89.89	No Bid	\$ 138.37	\$ 296.73
5420 W. RIVER RD.	STEPHENSON	49887	MENOMINEE	20/2 GW-GW	3	No Bid	No Bid	No Bid	No Bid	No Bid	No Bid	No Bid	\$ 296.73
1409 WASHINGTON	MIDLAND	48640	MIDLAND	20M/20M	3	No Bid	No Bid	\$ 77.77	\$ 77.77	\$ 89.89	No Bid	\$ 138.37	\$ 296.73
1509 WASHINGTON	MIDLAND	48640	MIDLAND	20M/20M	3	No Bid	No Bid	\$ 77.77	\$ 77.77	\$ 89.89	No Bid	\$ 138.37	\$ 296.73
1832 N. SAGINAW	MIDLAND	48640	MIDLAND	20M/20M	3	No Bid	No Bid	\$ 77.77	\$ 77.77	\$ 89.89	No Bid	\$ 138.37	\$ 296.73
220 W. ELLSWORTH ST.	MIDLAND	48640	MIDLAND	20M/20M	3	No Bid	No Bid	\$ 77.77	\$ 77.77	\$ 89.89	No Bid	\$ 138.37	\$ 296.73
2727 RODD ST.	MIDLAND	48640	MIDLAND	20M/20M	3	No Bid	No Bid	\$ 77.77	\$ 77.77	\$ 89.89	No Bid	\$ 138.37	\$ 296.73
110 S. PINE	LAKE CITY	49651	MISSAUKEE	10M/10M	3	No Bid	No Bid	No Bid	No Bid	\$ 104.03	No Bid	\$ 250.48	\$ 296.73
111 S. CANAL ST.	LAKE CITY	49651	MISSAUKEE	400/20 GW-GW	3	No Bid	No Bid	No Bid	No Bid	\$ 104.03	No Bid	\$ 250.48	\$ 296.73
129 S. MAIN ST.	LAKE CITY	49651	MISSAUKEE	20M/20M	3	No Bid	No Bid	No Bid	No Bid	\$ 104.03	No Bid	\$ 250.48	\$ 296.73
10399 TELEGRAPH RD.	CARLETON	48117	MONROE	25/25 GW-GW	3	No Bid	No Bid	\$ 90.79	\$ 105.94	\$ 131.19	No Bid	\$ 252.39	\$ 296.73
1107 S. TELEGRAPH RD.	MONROE	48161	MONROE	20M/20M	3	No Bid	No Bid	\$ 77.77	\$ 77.77	\$ 89.89	No Bid	\$ 138.37	\$ 296.73
12075 TELEGRAPH RD.	ERIE	48133	MONROE	25/25 GW-GW	3	No Bid	No Bid	No Bid	No Bid	\$ 104.03	No Bid	\$ 250.48	\$ 296.73
125 E. SECOND ST.	MONROE	48161	MONROE	20M/20M	3	No Bid	No Bid	\$ 77.77	\$ 77.77	\$ 89.89	No Bid	\$ 138.37	\$ 296.73
12900 I-75	MONROE	48162	MONROE	20M/20M	3	No Bid	No Bid	\$ 77.77	\$ 77.77	\$ 89.89	No Bid	\$ 138.37	\$ 296.73
2800 STATE PARK RD.	MONROE	48162	MONROE	20M/20M	3	No Bid	No Bid	\$ 77.77	\$ 77.77	\$ 89.89	No Bid	\$ 138.37	\$ 296.73
29 WASHINGTON ST.	MONROE	48161	MONROE	20M/20M	3	No Bid	No Bid	\$ 77.77	\$ 77.77	\$ 89.89	No Bid	\$ 138.37	\$ 296.73
300 JONES AVE.	MONROE	48161	MONROE	100/100 GW-GW	4	No Bid	No Bid	\$ 77.77	\$ 77.77	\$ 89.89	No Bid	\$ 138.37	\$ 296.73
4756 ANN ARBOR RD.	DUNDEE	48131	MONROE	25/25 GW-GW	3	No Bid	No Bid	\$ 90.79	\$ 105.94	\$ 131.19	No Bid	\$ 252.39	\$ 296.73
7200 LEWIS AVE.	TEMPERANCE	48182	MONROE	20M/20M	3	No Bid	No Bid	\$ 146.45	No Bid	No Bid	No Bid	No Bid	\$ 296.73
903 S. TELEGRAPH	MONROE	48161	MONROE	20M/20M	3	No Bid	No Bid	\$ 77.77	\$ 77.77	\$ 89.89	No Bid	\$ 138.37	\$ 296.73
10274 E. BOYER RD.	CARSON CITY	48811	MONTCALM	100M/100M	3	No Bid	No Bid	No Bid	No Bid	No Bid	No Bid	No Bid	\$ 296.73
10300 HOWARD CITY EDMORE RD.	LAKEVIEW	48850	MONTCALM	500/75 GW-GW	3	No Bid	No Bid	No Bid	No Bid	\$ 104.03	No Bid	\$ 250.48	\$ 296.73

### EBAS Monthly Recurring Charges

609 N. STATE ST.	STANTON	48888	MONTCALM	20M/20M	3	No Bid	No Bid	No Bid	No Bid	\$ 104.03	No Bid	\$ 250.48	\$ 296.73
617 N. STATE ST.	STANTON	48888	MONTCALM	6/6 GW-GW	3	No Bid	No Bid	No Bid	No Bid	\$ 104.03	No Bid	\$ 250.48	\$ 296.73
657 N. STATE ST.	STANTON	48888	MONTCALM	20M/20M	3	No Bid	No Bid	No Bid	No Bid	\$ 104.03	No Bid	\$ 250.48	\$ 296.73
701 S. GREENVILLE WEST DR.	GREENVILLE	48838	MONTCALM	20M/20M	3	No Bid	No Bid	\$ 77.77	\$ 77.77	\$ 89.89	No Bid	\$ 138.37	\$ 296.73
12265 W. M-32	ATLANTA	49709	MONTMORENCY	20M/20M	3	No Bid	No Bid	No Bid	No Bid	No Bid	No Bid	No Bid	\$ 296.73
12519 STATE ST. ELKLAND CENTER	ATLANTA	49709	MONTMORENCY	15/2 GW-GW	3	No Bid	No Bid	No Bid	No Bid	No Bid	No Bid	No Bid	\$ 296.73
13210 M-33	ATLANTA	49709	MONTMORENCY	20M/20M	3	No Bid	No Bid	No Bid	No Bid	No Bid	No Bid	No Bid	\$ 296.73
13490 M-32/M-33	ATLANTA	49709	MONTMORENCY	20M/20M	3	No Bid	No Bid	No Bid	No Bid	No Bid	No Bid	No Bid	\$ 296.73
13501 M-33	ATLANTA	49709	MONTMORENCY	20M/20M	3	No Bid	No Bid	No Bid	No Bid	No Bid	No Bid	No Bid	\$ 296.73
16860 W. M-32	ATLANTA	49709	MONTMORENCY	20M/20M	3	No Bid	No Bid	No Bid	No Bid	No Bid	No Bid	No Bid	\$ 296.73
410 N. STATE	HILLMAN	49746	MONTMORENCY	20M/20M	3	No Bid	No Bid	No Bid	No Bid	No Bid	No Bid	No Bid	\$ 296.73
1485 E. APPLE AVE.	MUSKEGON	49442	MUSKEGON	20M/20M	3	No Bid	No Bid	\$ 90.79	\$ 105.94	\$ 131.19	No Bid	\$ 252.39	\$ 296.73
2225 OLTHOFF DR.	MUSKEGON	49444	MUSKEGON	20M/20M	3	No Bid	No Bid	\$ 90.79	\$ 105.94	\$ 131.19	No Bid	\$ 252.39	\$ 296.73
2500 S. SHERIDAN RD.	MUSKEGON	49444	MUSKEGON	100M/100M	3	No Bid	No Bid	\$ 90.79	\$ 105.94	\$ 131.19	No Bid	\$ 252.39	\$ 296.73
2700 BAKER ST.	MUSKEGON HTS.	49444	MUSKEGON	50M/50M	3	No Bid	No Bid	\$ 90.79	\$ 105.94	\$ 131.19	No Bid	\$ 252.39	\$ 296.73
2715 BAKER ST.	MUSKEGON HTS.	49444	MUSKEGON	20/10 GW-GW	3	No Bid	No Bid	\$ 90.79	\$ 105.94	\$ 131.19	No Bid	\$ 252.39	\$ 296.73
316 MORRIS AVE.	MUSKEGON	49440	MUSKEGON	100/15 GW-GW	3	No Bid	No Bid	\$ 90.79	\$ 105.94	\$ 131.19	No Bid	\$ 252.39	\$ 296.73
3560 MEMORIAL DR.	NORTH MUSKEGON	49445	MUSKEGON	DS1X2 GW-GW	3	No Bid	No Bid	\$ 90.79	\$ 105.94	\$ 131.19	No Bid	\$ 252.39	\$ 296.73
6585 LAKE HARBOR RD.	MUSKEGON	49441	MUSKEGON	20M/20M	3	No Bid	No Bid	\$ 90.79	\$ 105.94	\$ 131.19	No Bid	\$ 252.39	\$ 296.73
985 E. BARNEY ST.	MUSKEGON	49444	MUSKEGON	600/35 GW-GW	3	No Bid	No Bid	No Bid	No Bid	No Bid	No Bid	No Bid	\$ 296.73
990 TERRACE	MUSKEGON	49442	MUSKEGON	20M/20M	3	No Bid	No Bid	\$ 90.79	\$ 105.94	\$ 131.19	No Bid	\$ 252.39	\$ 296.73
1018 NEWELL ST.	WHITE CLOUD	49349	NEWAYGO	20M/20M	3	No Bid	No Bid	\$ 77.77	\$ 77.77	\$ 89.89	No Bid	\$ 138.37	\$ 296.73
1092 NEWELL ST.	WHITE CLOUD	49349	NEWAYGO	20M/20M	3	No Bid	No Bid	\$ 77.77	\$ 77.77	\$ 89.89	No Bid	\$ 138.37	\$ 296.73
360 ADAMS ST.	NEWAYGO	49337	NEWAYGO	100/100 GW-GW	4	No Bid	No Bid	\$ 90.79	\$ 105.94	\$ 131.19	No Bid	\$ 252.39	\$ 296.73
7159 W. 48TH ST.	FREMONT	49412	NEWAYGO	20M/20M	3	No Bid	No Bid	\$ 77.77	\$ 77.77	\$ 89.89	No Bid	\$ 138.37	\$ 296.73
2925 LAPEER RD.	AUBURN HILLS	48326	OAKLAND	20M/20M	3	No Bid	No Bid	\$ 77.77	\$ 77.77	\$ 89.89	No Bid	\$ 138.37	\$ 296.73
1111 E. LONG LAKE RD.	TROY	48083	OAKLAND	20M/20M	3	No Bid	No Bid	\$ 77.77	\$ 77.77	\$ 89.89	No Bid	\$ 138.37	\$ 296.73

#### EBAS Monthly Recurring Charges

Address	CITY	ZIP	COUNTY	Current bandwidth Down/Up	COS (Class of Service)	10M	20M	50M	100M	250M	500M	1G	SD-WAN
1200 N. TELEGRAPH RD.	PONTIAC	48053	OAKLAND	20M/20M	3	No Bid	No Bid	\$ 77.77	\$ 77.77	\$ 89.89	No Bid	\$ 138.37	\$ 296.73
1270 PONTIAC RD.	PONTIAC	48340	OAKLAND	20M/20M	3	No Bid	No Bid	\$ 77.77	\$ 77.77	\$ 89.89	No Bid	\$ 138.37	\$ 296.73
13401 W. TEN MILE RD.	OAK PARK	48237	OAKLAND	20M/20M	3	No Bid	No Bid	\$ 77.77	\$ 77.77	\$ 89.89	No Bid	\$ 138.37	\$ 296.73
14350 TEN MILE RD.	OAK PARK	48237	OAKLAND	100/100 GW-GW	3	No Bid	No Bid	\$ 77.77	\$ 77.77	\$ 89.89	No Bid	\$ 138.37	\$ 296.73
14645 DIXIE HWY.	HOLLY	48442	OAKLAND	50/10 GW-GW	4	No Bid	No Bid	\$ 90.79	\$ 105.94	\$ 131.19	No Bid	\$ 252.39	\$ 296.73
18101 W. NINE MILE RD.	SOUTHFIELD	48075	OAKLAND	50M/50M	3	No Bid	No Bid	\$ 77.77	\$ 77.77	\$ 89.89	No Bid	\$ 138.37	\$ 296.73
18471 HAGGERTY	NORTHVILLE	48167	OAKLAND	100M/100M	3	No Bid	No Bid	\$ 77.77	\$ 77.77	\$ 89.89	No Bid	\$ 138.37	\$ 296.73
20809 DEQUINDRE RD.	HAZEL PARK	48030	OAKLAND	20M/20M	3	No Bid	No Bid	\$ 77.77	\$ 77.77	\$ 89.89	No Bid	\$ 138.37	\$ 296.73
2250 CROOKS RD.	ROCHESTER HILLS	48309	OAKLAND	20M/20M	3	No Bid	No Bid	\$ 77.77	\$ 77.77	\$ 89.89	No Bid	\$ 138.37	\$ 296.73
235 N. SAGINAW ST.	PONTIAC	48058	OAKLAND	20M/20M	3	No Bid	No Bid	\$ 77.77	\$ 77.77	\$ 89.89	No Bid	\$ 138.37	\$ 296.73
23629 INDUSTRIAL PARK DR.	FARMINGTON HILLS	48335	OAKLAND	150/150 GW-GW	3	No Bid	No Bid	\$ 77.77	\$ 77.77	\$ 89.89	No Bid	\$ 138.37	\$ 296.73
25263 TELEGRAPH RD.	SOUTHFIELD	48034	OAKLAND	50/10 GW-GW	3	No Bid	No Bid	\$ 90.79	\$ 105.94	\$ 131.19	No Bid	\$ 252.39	\$ 296.73
25680 W. EIGHT MILE	SOUTHFIELD	48033	OAKLAND	100M/100M	3	No Bid	No Bid	\$ 77.77	\$ 77.77	\$ 89.89	No Bid	\$ 138.37	\$ 296.73
25900 GREENFIELD	OAK PARK	48237	OAKLAND	20M/20M	3	No Bid	No Bid	\$ 77.77	\$ 77.77	\$ 89.89	No Bid	\$ 138.37	\$ 296.73
301 S. CENTER ST.	NORTHVILLE	48167	OAKLAND	20M/20M	3	No Bid	No Bid	\$ 77.77	\$ 77.77	\$ 89.89	No Bid	\$ 138.37	\$ 296.73
30755 MONTPELIER	MADISON HEIGHTS	48071	OAKLAND	20M/20M	3	No Bid	No Bid	\$ 77.77	\$ 77.77	\$ 89.89	No Bid	\$ 138.37	\$ 296.73

#### EBAS Monthly Recurring Charges

31172 BECK RD.	NOVI	48337	OAKLAND	20M/20M	3	No Bid	No Bid	\$ 77.77	\$ 77.77	\$ 89.89	No Bid	\$ 138.37	\$ 296.73
3500 WIXOM RD.	COMMERCE	48382	OAKLAND	100/100 GW-GW	3	No Bid	No Bid	\$ 90.79	\$ 105.94	\$ 131.19	No Bid	\$ 252.39	\$ 296.73
42145 W. SEVEN MILE RD.	NORTHVILLE	48167	OAKLAND	100/100 GW- GW	3	No Bid	No Bid	\$ 77.77	\$ 77.77	\$ 89.89	No Bid	\$ 138.37	\$ 296.73
4297 ORCHARD LAKE RD.	WEST BLOOMFIELD	48323	OAKLAND	50/10 GW-GW	3	No Bid	No Bid	\$ 90.79	\$ 105.94	\$ 131.19	No Bid	\$ 252.39	\$ 296.73
49601 EIGHT MILE RD	NORTHVILLE	48167	OAKLAND	35/5 GW-GW	4	No Bid	No Bid	\$ 90.79	\$ 105.94	\$ 131.19	No Bid	\$ 252.39	\$ 296.73
51111 WOODWARD AVE.	PONTIAC	48342	OAKLAND	100M/100M	3	No Bid	No Bid	\$ 77.77	\$ 77.77	\$ 89.89	No Bid	\$ 138.37	\$ 296.73
672 N. MILFORD RD.	HIGHLAND	48357	OAKLAND	5M/5M	3	No Bid	No Bid	\$ 90.79	\$ 105.94	\$ 131.19	No Bid	\$ 252.39	\$ 296.73
7090 SASHABAW RD.	CLARKSTON	48348	OAKLAND	20M/20M	3	No Bid	No Bid	\$ 77.77	\$ 77.77	\$ 89.89	No Bid	\$ 138.37	\$ 296.73
800 VANGUARD	PONTIAC	49684	OAKLAND	20M/20M	3	No Bid	No Bid	\$ 77.77	\$ 77.77	\$ 89.89	No Bid	\$ 138.37	\$ 296.73
8100 GRANGE HALL RD.	HOLLY	48442	OAKLAND	20M/20M	3	No Bid	No Bid	\$ 77.77	\$ 77.77	\$ 89.89	No Bid	\$ 138.37	\$ 296.73
216 E. LINCOLN	HART	49420	OCEANA	20M/20M	3	No Bid	No Bid	No Bid	No Bid	\$ 104.03	No Bid	\$ 250.48	\$ 296.73
3740 W. POLK RD.	HART	49420	OCEANA	20M/20M	3	No Bid	No Bid	No Bid	No Bid	\$ 104.03	No Bid	\$ 250.48	\$ 296.73
3793 W. POLK RD.	HART	49420	OCEANA	100/100 GW-GW	3	No Bid	No Bid	No Bid	No Bid	\$ 104.03	No Bid	\$ 250.48	\$ 296.73
4081 W. POLK RD.	HART	49420	OCEANA	20M/20M	3	No Bid	No Bid	No Bid	No Bid	\$ 104.03	No Bid	\$ 250.48	\$ 296.73
844 S. GRISWOLD ST.	HART	49420	OCEANA	25/25 GW-GW	3	No Bid	No Bid	No Bid	No Bid	\$ 104.03	No Bid	\$ 250.48	\$ 296.73
9679 W. STATE PARK RD.	MEARS	49436	OCEANA	20M/20M	3	No Bid	No Bid	No Bid	No Bid	No Bid	No Bid	No Bid	\$ 296.73
2021 FOXRUN	WEST BRANCH	48661	OGEMAW	50/50 GW-GW	4	No Bid	No Bid	No Bid	No Bid	\$ 104.03	No Bid	\$ 250.48	\$ 296.73
2394 W. M-55	WEST BRANCH	48661	OGEMAW	20M/20M	3	No Bid	No Bid	\$ 77.77	\$ 77.77	\$ 89.89	No Bid	\$ 138.37	\$ 296.73
2550 E. ROSE CITY RD.	LUPTON	48653	OGEMAW	20M/20M	3	No Bid	No Bid	No Bid	No Bid	\$ 104.03	No Bid	\$ 250.48	\$ 296.73
444 E. HOUGHTON	WEST BRANCH	48661	OGEMAW	20M/20M	3	No Bid	No Bid	\$ 77.77	\$ 77.77	\$ 89.89	No Bid	\$ 138.37	\$ 296.73
806 W. HOUGHTON	WEST BRANCH	48661	OGEMAW	20M/20M	3	No Bid	No Bid	\$ 77.77	\$ 77.77	\$ 89.89	No Bid	\$ 138.37	\$ 296.73
408 S. COPPER ST	ONTONAGON	49953	ONTONAGON	20M/20M	3	No Bid	No Bid	No Bid	No Bid	\$ 104.03	No Bid	\$ 250.48	\$ 296.73
725 GREENLAND	ONTONAGON	49953	ONTONAGON	1.5M1.5M	3	No Bid	No Bid	No Bid	No Bid	\$ 104.03	No Bid	\$ 250.48	\$ 296.73
728 S. 7TH ST.	ONTONAGON	49953	ONTONAGON	15/2 GW-GW	3	No Bid	No Bid	No Bid	No Bid	\$ 104.03	No Bid	\$ 250.48	\$ 296.73
2897 SIXTEEN MILE RD.	MARION	49665	OSCEOLA	20M/20M	3	No Bid	No Bid	\$ 77.77	\$ 77.77	\$ 89.89	No Bid	\$ 138.37	\$ 296.73
19424 W. US-10	REED CITY	49677	OSCEOLA	20M/20M	3	No Bid	No Bid	\$ 77.77	\$ 77.77	\$ 89.89	No Bid	\$ 138.37	\$ 296.73
21719 HOWARD ST.	REED CITY	49677	OSCEOLA	20M/20M	3	No Bid	No Bid	\$ 77.77	\$ 77.77	\$ 89.89	No Bid	\$ 138.37	\$ 296.73
301 W. UPTON AVE.	REED CITY	49677	OSCEOLA	20M/20M	3	No Bid	No Bid	\$ 77.77	\$ 77.77	\$ 89.89	No Bid	\$ 138.37	\$ 296.73
105 S. COURT ST.	MIO	48647	OSCODA	20M/20M	3	No Bid	No Bid	No Bid	No Bid	No Bid	No Bid	No Bid	\$ 296.73
1161 W. M-72	MIO	48647	OSCODA	20M/20M	3	No Bid	No Bid	No Bid	No Bid	No Bid	No Bid	No Bid	\$ 296.73
200 W. FIFTH ST.	MIO	48647	OSCODA	20M/20M	3	No Bid	No Bid	No Bid	No Bid	No Bid	No Bid	No Bid	\$ 296.73
302 N. MORENCI AVE.	MIO	48647	OSCODA	15/2 GW-GW	3	No Bid	No Bid	No Bid	No Bid	No Bid	No Bid	No Bid	\$ 296.73
311 MORENCI AVE.	MIO	48647	OSCODA	20/20 GW-GW	3	No Bid	No Bid	No Bid	No Bid	No Bid	No Bid	No Bid	\$ 296.73
1088 E. M-32 ST.	GAYLORD	49735	OTSEGO	50M/50M	3	No Bid	No Bid	No Bid	No Bid	\$ 104.03	No Bid	\$ 250.48	\$ 296.73
1732 W. M-32 HWY.	GAYLORD	49735	OTSEGO	20M/20M	3	No Bid	No Bid	No Bid	No Bid	\$ 104.03	No Bid	\$ 250.48	\$ 296.73
2100 W. M-32	GAYLORD	49735	OTSEGO	50M/50M	3	No Bid	No Bid	No Bid	No Bid	\$ 104.03	No Bid	\$ 250.48	\$ 296.73
225 W. MAIN ST.	GAYLORD	49735	OTSEGO	20M/20M	3	No Bid	No Bid	No Bid	No Bid	\$ 104.03	No Bid	\$ 250.48	\$ 296.73
563 OTSEGO	GAYLORD	49735	OTSEGO	100/100 GW-GW	3	No Bid	No Bid	No Bid	No Bid	\$ 104.03	No Bid	\$ 250.48	\$ 296.73

#### EBAS Monthly Recurring Charges

Address	CITY	ZIP	COUNTY	Current bandwidth Down/Up	COS (Class of Service)	10M	20M	50M	100M	250M	500M	1G	SD-WAN
7136 S. US-27	GAYLORD	49734	OTSEGO	5/512 GW-GW	4	No Bid	No Bid	No Bid	No Bid	\$ 104.03	No Bid	\$ 250.48	\$ 296.73
800 LIVINGSTON BLVD.	GAYLORD	49058	OTSEGO	6/6 GW-GW	3	No Bid	No Bid	No Bid	No Bid	\$ 104.03	No Bid	\$ 250.48	\$ 296.73
931 OTSEGO AVE.	GAYLORD	49735	OTSEGO	20M/20M	3	No Bid	No Bid	No Bid	No Bid	\$ 104.03	No Bid	\$ 250.48	\$ 296.73
931 OTSEGO AVE.	GAYLORD	49735	OTSEGO	50M/50M	3	No Bid	No Bid	No Bid	No Bid	\$ 104.03	No Bid	\$ 250.48	\$ 296.73
9966 TWIN LAKES RD.	VANDEBILT	49795	OTSEGO	1G/1G	3	No Bid	No Bid	No Bid	No Bid	No Bid	No Bid	No Bid	\$ 296.73
414 WASHINGTON ST.	GRAND HAVEN	48417	OTTAWA	600/35 GW-GW	3	No Bid	No Bid	\$ 77.77	\$ 77.77	\$ 89.89	No Bid	\$ 138.37	\$ 296.73

#### EBAS Monthly Recurring Charges

1110 ROBBINS RD.	GRAND HAVEN	49417	OTTAWA	20M/20M	3	No Bid	No Bid	\$ 77.77	\$ 77.77	\$ 89.89	No Bid	\$ 138.37	\$ 296.73
121 CLOVER AVE.	HOLLAND TWP.	49423	OTTAWA	20M/20M	3	No Bid	No Bid	\$ 77.77	\$ 77.77	\$ 89.89	No Bid	\$ 138.37	\$ 296.73
12185 JAMES ST.	HOLLAND	49424	OTTAWA	20M/20M	3	No Bid	No Bid	\$ 77.77	\$ 77.77	\$ 89.89	No Bid	\$ 138.37	\$ 296.73
12220 FILLMORE RD.	WEST OLIVE	49460	OTTAWA	20M/20M	3	No Bid	No Bid	\$ 77.77	\$ 77.77	\$ 89.89	No Bid	\$ 138.37	\$ 296.73
1622 S. BEACON BLVD.	GRAND HAVEN	49417	OTTAWA	100/100 GW-GW	3	No Bid	No Bid	\$ 77.77	\$ 77.77	\$ 89.89	No Bid	\$ 138.37	\$ 296.73
2215 OTTAWA BEACH RD.	HOLLAND	49424	OTTAWA	100/100 GW-GW	4	No Bid	No Bid	\$ 90.79	\$ 105.94	\$ 131.19	No Bid	\$ 252.39	\$ 296.73
2215 OTTAWA BEACH RD.	HOLLAND	49424	OTTAWA	20/3 GW-GW	3	No Bid	No Bid	\$ 90.79	\$ 105.94	\$ 131.19	No Bid	\$ 252.39	\$ 296.73
5211 CHERRY	HUDSONVILLE	49426	OTTAWA	20M/20M	3	No Bid	No Bid	\$ 77.77	\$ 77.77	\$ 89.89	No Bid	\$ 138.37	\$ 296.73
587-80 E. 8TH ST.	HOLLAND	49423	OTTAWA	20M/20M	3	No Bid	No Bid	\$ 77.77	\$ 77.77	\$ 89.89	No Bid	\$ 138.37	\$ 296.73
151 E. HURON AVE.	ROGERS CITY	49779	PRESQUE ISLE	20M/20M	3	No Bid	No Bid	No Bid	No Bid	\$ 104.03	No Bid	\$ 250.48	\$ 296.73
164 N. 4th St.	ROGERS CITY	49779	PRESQUE ISLE	20M/20M	3	No Bid	No Bid	No Bid	No Bid	\$ 104.03	No Bid	\$ 250.48	\$ 296.73
246 N. BRADLEY HWY.	ROGERS CITY	49779	PRESQUE ISLE	100/7 GW-GW	3	No Bid	No Bid	No Bid	No Bid	\$ 104.03	No Bid	\$ 250.48	\$ 296.73
5001 N. US-23	ROGERS CITY	49779	PRESQUE ISLE	DS1 GW-GW	3	No Bid	No Bid	No Bid	No Bid	\$ 104.03	No Bid	\$ 250.48	\$ 296.73
180 S. HARRISON RD.	HOUGHTON LAKE	49629	ROSCOMMON	20/3 GW-GW	4	No Bid	No Bid	No Bid	No Bid	\$ 104.03	No Bid	\$ 250.48	\$ 296.73
104 CONSERVATION DR.	ROSCOMMON	48653	ROSCOMMON	80/7 GW-GW	3	No Bid	No Bid	No Bid	No Bid	\$ 104.03	No Bid	\$ 250.48	\$ 296.73
106 STATE PARK DR.	ROSCOMMON	48653	ROSCOMMON	60/5 GW-GW	4	No Bid	No Bid	No Bid	No Bid	\$ 104.03	No Bid	\$ 250.48	\$ 296.73
2565 S. GLADWIN RD.	PRUDENVILLE	48651	ROSCOMMON	100/7 GW-GW	3	No Bid	No Bid	No Bid	No Bid	\$ 104.03	No Bid	\$ 250.48	\$ 296.73
500 LAKE ST.	ROSCOMMON	48653	ROSCOMMON	20M/20M	3	No Bid	No Bid	No Bid	No Bid	\$ 104.03	No Bid	\$ 250.48	\$ 296.73
715 LOXLEY ST.	HOUGHTON LAKE	49629	ROSCOMMON	20M/20M	3	No Bid	No Bid	No Bid	No Bid	\$ 104.03	No Bid	\$ 250.48	\$ 296.73
8717 N. ROSCOMMON RD.	ROSCOMMON	48653	ROSCOMMON	20M/20M	3	No Bid	No Bid	No Bid	No Bid	\$ 104.03	No Bid	\$ 250.48	\$ 296.73
9011 W. LAKE CITY RD.	HOUGHTON LAKE	49629	ROSCOMMON	100/100 GW-GW	3	No Bid	No Bid	No Bid	No Bid	\$ 104.03	No Bid	\$ 250.48	\$ 296.73
115 S. SAGINAW	ST. CHARLES	48655	SAGINAW	100/7 GW-GW	4	No Bid	No Bid	No Bid	No Bid	\$ 104.03	No Bid	\$ 250.48	\$ 296.73
1459 S. GRAHAM RD.	SAGINAW	48609	SAGINAW	20M/20M	3	No Bid	No Bid	\$ 77.77	\$ 77.77	\$ 89.89	No Bid	\$ 138.37	\$ 296.73
1835 TREANOR	SAGINAW	48601	SAGINAW	20M/20M	3	No Bid	No Bid	\$ 77.77	\$ 77.77	\$ 89.89	No Bid	\$ 138.37	\$ 296.73
1931 BAGLEY	SAGINAW	48601	SAGINAW	20M/20M	3	No Bid	No Bid	\$ 77.77	\$ 77.77	\$ 89.89	No Bid	\$ 138.37	\$ 296.73
2402 SALZBURG	FREELAND	48623	SAGINAW	100/100 GW-GW	3	No Bid	No Bid	\$ 77.77	\$ 77.77	\$ 89.89	No Bid	\$ 138.37	\$ 296.73
3510 E. WASHINGTON	SAGINAW	48601	SAGINAW	20M/20M	3	No Bid	No Bid	\$ 77.77	\$ 77.77	\$ 89.89	No Bid	\$ 138.37	\$ 296.73
411 E. GENESEE ST.	SAGINAW	48605	SAGINAW	50M/50M	3	No Bid	No Bid	\$ 77.77	\$ 77.77	\$ 89.89	No Bid	\$ 138.37	\$ 296.73
4212 DIXIE HWY.	SAGINAW	48601	SAGINAW	20M/20M	3	No Bid	No Bid	\$ 77.77	\$ 77.77	\$ 89.89	No Bid	\$ 138.37	\$ 296.73
4404 BAY RD.	SAGINAW	48603	SAGINAW	100/7 GW-GW	3	No Bid	No Bid	\$ 77.77	\$ 77.77	\$ 89.89	No Bid	\$ 138.37	\$ 296.73
515 N. WASHINGTON	SAGINAW	48605	SAGINAW	50M/50M	3	No Bid	No Bid	\$ 77.77	\$ 77.77	\$ 89.89	No Bid	\$ 138.37	\$ 296.73
5777 N. ADAMS	SAGINAW	48604	SAGINAW	20M/20M	3	No Bid	No Bid	\$ 77.77	\$ 77.77	\$ 89.89	No Bid	\$ 138.37	\$ 296.73
5859 SHERMAN RD.	SAGINAW	48604	SAGINAW	50M/50M	3	No Bid	No Bid	\$ 77.77	\$ 77.77	\$ 89.89	No Bid	\$ 138.37	\$ 296.73
618 CASS ST.	SAGINAW	48602	SAGINAW	20M/20M	3	No Bid	No Bid	\$ 77.77	\$ 77.77	\$ 89.89	No Bid	\$ 138.37	\$ 296.73
6296 DIXIE HWY.	BRIDGEPORT	48722	SAGINAW	100/100 GW-GW	3	No Bid	No Bid	No Bid	No Bid	\$ 104.03	No Bid	\$ 250.48	\$ 296.73
9625 PIERCE	FREELAND	48623	SAGINAW	50M/50M	3	No Bid	No Bid	\$ 77.77	\$ 77.77	\$ 89.89	No Bid	\$ 138.37	\$ 296.73
277 E. SANILAC RD.	SANDUSKY	48471	SANILAC	20M/20M	3	No Bid	No Bid	\$ 77.77	\$ 77.77	\$ 89.89	No Bid	\$ 138.37	\$ 296.73
515 S. SANDUSKY RD.	SANDUSKY	48471	SANILAC	20M/20M	3	No Bid	No Bid	\$ 77.77	\$ 77.77	\$ 89.89	No Bid	\$ 138.37	\$ 296.73
60 W. SANILAC RD.	SANDUSKY	48471	SANILAC	20M/20M	3	No Bid	No Bid	\$ 77.77	\$ 77.77	\$ 89.89	No Bid	\$ 138.37	\$ 296.73
480 N INTAKE PARK RD.	MANISTIQUE	49854	SCHOOLCRAFT	60/5 GW-GW	4	No Bid	No Bid	No Bid	No Bid	\$ 104.03	No Bid	\$ 250.48	\$ 296.73
300 WALNUT ST.	MANISTIQUE	49854	SCHOOLCRAFT	20M/20M	3	No Bid	No Bid	No Bid	No Bid	\$ 104.03	No Bid	\$ 250.48	\$ 296.73
401 E. LAKESHORE DR.	MANISTIQUE	49854	SCHOOLCRAFT	100/100 GW-GW	4	No Bid	No Bid	No Bid	No Bid	\$ 104.03	No Bid	\$ 250.48	\$ 296.73
944 S. M-149 HWY. (944 M-149)	MANISTIQUE	49854	SCHOOLCRAFT	20M/20M	3	No Bid	No Bid	No Bid	No Bid	\$ 104.03	No Bid	\$ 250.48	\$ 296.73
1025 N SHIAWASSEE	CORUNNA	48817	SHIAWASSEE	20M/20M	3	No Bid	No Bid	No Bid	No Bid	\$ 104.03	No Bid	\$ 250.48	\$ 296.73
1720 E. MAIN ST.	OWOSSO	48867	SHIAWASSEE	20M/20M	3	No Bid	No Bid	No Bid	No Bid	\$ 104.03	No Bid	\$ 250.48	\$ 296.73
7835 PRICE RD.	LAINGSBURG	48848	SHIAWASSEE	20M/20M	3	No Bid	No Bid	\$ 59.58	\$ 63.62	\$ 71.70	No Bid	\$ 184.82	\$ 296.73
100 MCMORRAN BLVD.	PORT HURON	48060	ST. CLAIR	20M/20M	3	No Bid	No Bid	\$ 77.77	\$ 77.77	\$ 89.89	No Bid	\$ 138.37	\$ 296.73

### EBAS Monthly Recurring Charges

Address	CITY	ZIP	COUNTY	Current bandwidth Down/Up	COS (Class of Service)	10M	20M	50M	100M	250M	500M	1G	SD-WAN
1410 ELMWOOD	PORT HURON	48060	ST. CLAIR	20M/20M	3	No Bid	No Bid	\$ 77.77	\$ 77.77	\$ 89.89	No Bid	\$ 138.37	\$ 296.73
200 GRAND RIVER AVE.	PORT HURON	48060	ST. CLAIR	20M/20M	3	No Bid	No Bid	\$ 77.77	\$ 77.77	\$ 89.89	No Bid	\$ 138.37	\$ 296.73
201 MCMORRAN BLVD.	PORT HURON	48060	ST. CLAIR	20M/20M	3	No Bid	No Bid	\$ 77.77	\$ 77.77	\$ 89.89	No Bid	\$ 138.37	\$ 296.73
220 FORT ST.	PORT HURON	48060	ST. CLAIR	20M/20M	3	No Bid	No Bid	\$ 77.77	\$ 77.77	\$ 89.89	No Bid	\$ 138.37	\$ 296.73
2887 KRAFFT RD.	PORT HURON	48060	ST. CLAIR	20M/20M	3	No Bid	No Bid	\$ 77.77	\$ 77.77	\$ 89.89	No Bid	\$ 138.37	\$ 296.73
2900 LEWIS DR.	PORT HURON	48060	ST. CLAIR	20M/20M	3	No Bid	No Bid	\$ 77.77	\$ 77.77	\$ 89.89	No Bid	\$ 138.37	\$ 296.73
8372 RIVER RD.	MARINE CITY	48039	ST. CLAIR	20M/20M	3	No Bid	No Bid	\$ 90.79	\$ 105.94	\$ 131.19	No Bid	\$ 252.39	\$ 296.73
101 N. US-131	WHITE PIGEON	49099	ST. JOSEPH	50/10 GW-GW	3	No Bid	No Bid	\$ 90.79	\$ 105.94	\$ 131.19	No Bid	\$ 252.39	\$ 296.73
115 DEAN ST.	CENTREVILLE	49032	ST. JOSEPH	6/6 GW-GW	3	No Bid	No Bid	\$ 90.79	\$ 105.94	\$ 131.19	No Bid	\$ 252.39	\$ 296.73
265 N. US-131 ST.	THREE RIVERS	49093	ST. JOSEPH	600/35 GW-GW	3	No Bid	No Bid	\$ 90.79	\$ 105.94	\$ 131.19	No Bid	\$ 252.39	\$ 296.73
620 E. MAIN ST.	CENTREVILLE	49032	ST. JOSEPH	20M/20M	3	No Bid	No Bid	\$ 90.79	\$ 105.94	\$ 131.19	No Bid	\$ 252.39	\$ 296.73
692 E. MAIN ST.	CENTREVILLE	49032	ST. JOSEPH	20M/20M	3	No Bid	No Bid	\$ 90.79	\$ 105.94	\$ 131.19	No Bid	\$ 252.39	\$ 296.73
931 S. CENTERVILLE RD.	STURGIS	49091	ST. JOSEPH	20M/20M	3	No Bid	No Bid	\$ 90.79	\$ 105.94	\$ 131.19	No Bid	\$ 252.39	\$ 296.73
1184 CLEAVER	CARO	48723	TUSCOLA	200/10 GW-GW	3	No Bid	No Bid	No Bid	No Bid	\$ 104.03	No Bid	\$ 250.48	\$ 296.73
1365 CLEAVER RD.	CARO	48723	TUSCOLA	20M/20M	3	No Bid	No Bid	No Bid	No Bid	\$ 104.03	No Bid	\$ 250.48	\$ 296.73
1485 CLEAVER RD.	CARO	48723	TUSCOLA	100/100 GW-GW	3	No Bid	No Bid	No Bid	No Bid	\$ 104.03	No Bid	\$ 250.48	\$ 296.73
150 MILLWOOD	CARO	48723	TUSCOLA	10M/10M	3	No Bid	No Bid	No Bid	No Bid	\$ 104.03	No Bid	\$ 250.48	\$ 296.73
2000 CHAMBERS RD.	CARO	48723	TUSCOLA	100M/100M	3	No Bid	No Bid	No Bid	No Bid	\$ 104.03	No Bid	\$ 250.48	\$ 296.73
207 E. GRANT	CARO	48723	TUSCOLA	20M/20M	3	No Bid	No Bid	No Bid	No Bid	\$ 104.03	No Bid	\$ 250.48	\$ 296.73
449 GREEN ST.	CARO	48723	TUSCOLA	20M/20M	3	No Bid	No Bid	No Bid	No Bid	\$ 104.03	No Bid	\$ 250.48	\$ 296.73
1003 E. MICHIGAN AVE.	PAW PAW	49079	VAN BUREN	20M/20M	3	No Bid	No Bid	\$ 90.79	\$ 105.94	\$ 131.19	No Bid	\$ 252.39	\$ 296.73
108 W. MICHIGAN AVE.	PAW PAW	49079	VAN BUREN	100/100 GW-GW	3	No Bid	No Bid	\$ 90.79	\$ 105.94	\$ 131.19	No Bid	\$ 252.39	\$ 296.73
205 S. KALAMAZOO	PAW PAW	49079	VAN BUREN	20M/20M	3	No Bid	No Bid	\$ 90.79	\$ 105.94	\$ 131.19	No Bid	\$ 252.39	\$ 296.73
212 PAW PAW ST.	PAW PAW	49079	VAN BUREN	6/6 GW-GW	3	No Bid	No Bid	\$ 90.79	\$ 105.94	\$ 131.19	No Bid	\$ 252.39	\$ 296.73
23960 RUGGLES RD.	SOUTH HAVEN	49090	VAN BUREN	20M/20M	3	No Bid	No Bid	\$ 90.79	\$ 105.94	\$ 131.19	No Bid	\$ 252.39	\$ 296.73
32849 RED ARROW	PAW PAW	49079	VAN BUREN	20M/20M	3	No Bid	No Bid	\$ 90.79	\$ 105.94	\$ 131.19	No Bid	\$ 252.39	\$ 296.73
34270 C.R. 652	MATTAWAN	49071	VAN BUREN	5M/5M	3	No Bid	No Bid	\$ 90.79	\$ 105.94	\$ 131.19	No Bid	\$ 252.39	\$ 296.73
43255 60TH ST.	PAW PAW	49079	VAN BUREN	20M/20M	3	No Bid	No Bid	\$ 90.79	\$ 105.94	\$ 131.19	No Bid	\$ 252.39	\$ 296.73
57150 C.R. 681	HARTFORD	49057	VAN BUREN	20M/20M	3	No Bid	No Bid	\$ 90.79	\$ 105.94	\$ 131.19	No Bid	\$ 252.39	\$ 296.73
9235 BLUE STAR MEMORIAL HWY.	SOUTH HAVEN	49090	VAN BUREN	20M/20M	3	No Bid	No Bid	\$ 90.79	\$ 105.94	\$ 131.19	No Bid	\$ 252.39	\$ 296.73
1113 S. MAIN	CHELSEA	48118	WASHTENAW	20M/20M	3	No Bid	No Bid	\$ 77.77	\$ 77.77	\$ 89.89	No Bid	\$ 138.37	\$ 296.73
16345 MCCLURE RD.	CHELSEA	48118	WASHTENAW	20M/20M	3	No Bid	No Bid	\$ 77.77	\$ 77.77	\$ 89.89	No Bid	\$ 138.37	\$ 296.73
22 CENTER ST.	YPSILANTI	48197	WASHTENAW	50M/50M	3	No Bid	No Bid	\$ 77.77	\$ 77.77	\$ 89.89	No Bid	\$ 138.37	\$ 296.73
220 N. MAIN	ANN ARBOR	48107	WASHTENAW	20M/20M	3	No Bid	No Bid	\$ 77.77	\$ 77.77	\$ 89.89	No Bid	\$ 138.37	\$ 296.73
295 N. MAPLE RD.	ANN ARBOR	48103	WASHTENAW	20M/20M	3	No Bid	No Bid	\$ 90.79	\$ 105.94	\$ 131.19	No Bid	\$ 252.39	\$ 296.73
3201 BEMIS RD.	YPSILANTI	48197	WASHTENAW	250M/250M	3	No Bid	No Bid	\$ 77.77	\$ 77.77	\$ 89.89	No Bid	\$ 138.37	\$ 296.73
3201 BEMIS RD.	YPSILANTI	48197	WASHTENAW	250M/250M	3	No Bid	No Bid	\$ 77.77	\$ 77.77	\$ 89.89	No Bid	\$ 138.37	\$ 296.73
3810 PACKARD RD.	ANN ARBOR	48108	WASHTENAW	20M/20M	3	No Bid	No Bid	\$ 77.77	\$ 77.77	\$ 89.89	No Bid	\$ 138.37	\$ 296.73
400 N. INGALLS AVE.	ANN ARBOR	48107	WASHTENAW	50/50 GW-GW	4	No Bid	No Bid	\$ 90.79	\$ 105.94	\$ 131.19	No Bid	\$ 252.39	\$ 296.73
4675 WASHTENAW	ANN ARBOR	48108	WASHTENAW	20M/20M	3	No Bid	No Bid	\$ 77.77	\$ 77.77	\$ 89.89	No Bid	\$ 138.37	\$ 296.73
610 E UNIVERSITY	ANN ARBOR	48109	WASHTENAW	20M/20M	3	No Bid	No Bid	\$ 77.77	\$ 77.77	\$ 89.89	No Bid	\$ 138.37	\$ 296.73
1060 W. FORT ST.	DETROIT	48209	WAYNE	20M/20M	3	No Bid	No Bid	\$ 77.77	\$ 77.77	\$ 89.89	No Bid	\$ 138.37	\$ 296.73
1060 W. FORT ST.	DETROIT	48209	WAYNE	100M/100M	3	No Bid	No Bid	\$ 77.77	\$ 77.77	\$ 89.89	No Bid	\$ 138.37	\$ 296.73
12111 TELEGRAPH	TAYLOR	48180	WAYNE	1000/35 GW-GW	3	No Bid	No Bid	\$ 77.77	\$ 77.77	\$ 89.89	No Bid	\$ 138.37	\$ 296.73
12140 JOSEPH CAMPAU	HAMTRAMCK	48212	WAYNE	20M/20M	3	No Bid	No Bid	\$ 77.77	\$ 77.77	\$ 89.89	No Bid	\$ 138.37	\$ 296.73

EBAS Monthly Recurring Charges



13331 LYNDON ST.	DETROIT	48227	WAYNE	20M/20M	3	No Bid	No Bid	\$ 77.77	\$ 77.77	\$ 89.89	No Bid	\$ 138.37	\$ 296.73
14061 LAPPIN	DETROIT	48205	WAYNE	50M/50M	3	No Bid	No Bid	\$ 90.79	\$ 105.94	\$ 131.19	No Bid	\$ 252.39	\$ 296.73
14634 MACK AVE.	DETROIT	48236	WAYNE	20M/20M	3	No Bid	No Bid	\$ 77.77	\$ 77.77	\$ 89.89	No Bid	\$ 138.37	\$ 296.73
1500 E. FERRY	DETROIT	48211	WAYNE	20M/20M	3	No Bid	No Bid	\$ 77.77	\$ 77.77	\$ 89.89	No Bid	\$ 138.37	\$ 296.73
1600 ALGONQUIN	DETROIT	48215	WAYNE	20M/20M	3	No Bid	No Bid	\$ 77.77	\$ 77.77	\$ 89.89	No Bid	\$ 138.37	\$ 296.73
164 E. COLUMBIA	BELLEVILLE	48111	WAYNE	20M/20M	3	No Bid	No Bid	\$ 77.77	\$ 77.77	\$ 89.89	No Bid	\$ 138.37	\$ 296.73
16820 JAMES COUZENS HWY.	DETROIT	48235	WAYNE	20M/20M	3	No Bid	No Bid	\$ 77.77	\$ 77.77	\$ 89.89	No Bid	\$ 138.37	\$ 296.73
17176 FARMINGTON RD.	LIVONIA	48153	WAYNE	20M/20M	3	No Bid	No Bid	\$ 77.77	\$ 77.77	\$ 89.89	No Bid	\$ 138.37	\$ 296.73
17455 GRAND RIVER AVE.	DETROIT	48227	WAYNE	20M/20M	3	No Bid	No Bid	\$ 90.79	\$ 105.94	\$ 131.19	No Bid	\$ 252.39	\$ 296.73

#### EBAS Monthly Recurring Charges

Address	CITY	ZIP	COUNTY	Current bandwidth Down/Up	COS (Class of Service)	10M	20M	50M	100M	250M	500M	1G	SD-WAN
17500 LAHSER RD.	DETROIT	48219	WAYNE	20M/20M	3	No Bid	No Bid	\$ 77.77	\$ 77.77	\$ 89.89	No Bid	\$ 138.37	\$ 296.73
17500 LIVERNOIS	DETROIT	48221	WAYNE	20M/20M	3	No Bid	No Bid	\$ 77.77	\$ 77.77	\$ 89.89	No Bid	\$ 138.37	\$ 296.73
1757 SOUTHFIELD RD.	LINCOLN PARK	48146	WAYNE	20M/20M	3	No Bid	No Bid	\$ 77.77	\$ 77.77	\$ 89.89	No Bid	\$ 138.37	\$ 296.73
17601 MOUND	DETROIT	48226	WAYNE	50M/50M	3	No Bid	No Bid	\$ 90.79	\$ 105.94	\$ 131.19	No Bid	\$ 252.39	\$ 296.73
1777 THIRD ST.	DETROIT	48226	WAYNE	100M/100M	3	No Bid	No Bid	\$ 77.77	\$ 77.77	\$ 89.89	No Bid	\$ 138.37	\$ 296.73
1801 ATWATER ST.	DETROIT	48207	WAYNE	20M/20M	3	No Bid	No Bid	\$ 77.77	\$ 77.77	\$ 89.89	No Bid	\$ 138.37	\$ 296.73
1801 E. CANFIELD	DETROIT	48207	WAYNE	50M/50M	3	No Bid	No Bid	\$ 77.77	\$ 77.77	\$ 89.89	No Bid	\$ 138.37	\$ 296.73
18050 DEERING ST.	LIVONIA	48150	WAYNE	20M/20M	3	No Bid	No Bid	\$ 77.77	\$ 77.77	\$ 89.89	No Bid	\$ 138.37	\$ 296.73
18412 TELEGRAPH RD.	BROWNSTOWN TWP.	48174	WAYNE	20M/20M	3	No Bid	No Bid	\$ 77.77	\$ 77.77	\$ 89.89	No Bid	\$ 138.37	\$ 296.73
19251 MACK AVE.	GROSS POINT	48236	WAYNE	20M/20M	3	No Bid	No Bid	\$ 77.77	\$ 77.77	\$ 89.89	No Bid	\$ 138.37	\$ 296.73
19340 GREENVIEW AVE.	DETROIT	48203	WAYNE	50M/50M	3	No Bid	No Bid	\$ 90.79	\$ 105.94	\$ 131.19	No Bid	\$ 252.39	\$ 296.73
20220 W. SEVEN MILE RD.	DETROIT	48203	WAYNE	20M/20M	3	No Bid	No Bid	\$ 90.79	\$ 105.94	\$ 131.19	No Bid	\$ 252.39	\$ 296.73
20500 EUREKA	TAYLOR	48180	WAYNE	20M/20M	3	No Bid	No Bid	\$ 77.77	\$ 77.77	\$ 89.89	No Bid	\$ 138.37	\$ 296.73
21572 ECORSE RD.	TAYLOR	48180	WAYNE	20M/20M	3	No Bid	No Bid	\$ 77.77	\$ 77.77	\$ 89.89	No Bid	\$ 138.37	\$ 296.73
2524 CLARK ST.	DETROIT	48209	WAYNE	20M/20M	3	No Bid	No Bid	\$ 90.79	\$ 105.94	\$ 131.19	No Bid	\$ 252.39	\$ 296.73
25637 ECORSE RD.	TAYLOR	48180	WAYNE	20M/20M	3	No Bid	No Bid	\$ 77.77	\$ 77.77	\$ 89.89	No Bid	\$ 138.37	\$ 296.73
25700 JOY RD.	REDFORD	48239	WAYNE	20M/20M	3	No Bid	No Bid	\$ 77.77	\$ 77.77	\$ 89.89	No Bid	\$ 138.37	\$ 296.73
26355 MICHIGAN AVE.	INKSTER	48141	WAYNE	50M/50M	3	No Bid	No Bid	\$ 77.77	\$ 77.77	\$ 89.89	No Bid	\$ 138.37	\$ 296.73
27260 PLYMOUTH RD.	REDFORD	48239	WAYNE	20M/20M	3	No Bid	No Bid	\$ 90.79	\$ 105.94	\$ 131.19	No Bid	\$ 252.39	\$ 296.73
27540 MICHIGAN AVE.	INKSTER	48141	WAYNE	20M/20M	3	No Bid	No Bid	\$ 77.77	\$ 77.77	\$ 89.89	No Bid	\$ 138.37	\$ 296.73
28 W. ADAMS ST.	DETROIT	48226	WAYNE	150/20 GW-GW	3	No Bid	No Bid	\$ 90.79	\$ 105.94	\$ 131.19	No Bid	\$ 252.39	\$ 296.73
2835 BAGLEY AVE.	DETROIT	48216	WAYNE	20M/20M	3	No Bid	No Bid	\$ 77.77	\$ 77.77	\$ 89.89	No Bid	\$ 138.37	\$ 296.73
2835 BAGLEY AVE.	DETROIT	48216	WAYNE	20M/20M	3	No Bid	No Bid	\$ 77.77	\$ 77.77	\$ 89.89	No Bid	\$ 138.37	\$ 296.73
2901 GRAND RIVER	DETROIT	48226	WAYNE	100M/100M	3	No Bid	No Bid	\$ 90.79	\$ 105.94	\$ 131.19	No Bid	\$ 252.39	\$ 296.73
30246 PLYMOUTH RD.	LIVONIA	48150	WAYNE	20M/20M	3	No Bid	No Bid	\$ 77.77	\$ 77.77	\$ 89.89	No Bid	\$ 138.37	\$ 296.73
3040 VAN HORN	TRENTON	48183	WAYNE	20M/20M	3	No Bid	No Bid	\$ 77.77	\$ 77.77	\$ 89.89	No Bid	\$ 138.37	\$ 296.73
3044 W. GRAND BLVD.	DETROIT	48202	WAYNE	20M/20M	3	No Bid	No Bid	\$ 77.77	\$ 77.77	\$ 89.89	No Bid	\$ 138.37	\$ 296.73
30901 PALMER RD.	WESTLAND	48186	WAYNE	100M/100M	3	No Bid	No Bid	\$ 77.77	\$ 77.77	\$ 89.89	No Bid	\$ 138.37	\$ 296.73
33231 PLYMOUTH RD.	LIVONIA	48150	WAYNE	20M/20M	3	No Bid	No Bid	\$ 77.77	\$ 77.77	\$ 89.89	No Bid	\$ 138.37	\$ 296.73
35731 MICHIGAN AVE.	WAYNE	48184	WAYNE	20M/20M	3	No Bid	No Bid	\$ 90.79	\$ 105.94	\$ 131.19	No Bid	\$ 252.39	\$ 296.73
426 CLINTON	DETROIT	48226	WAYNE	20M/20M	3	No Bid	No Bid	\$ 77.77	\$ 77.77	\$ 89.89	No Bid	\$ 138.37	\$ 296.73
44675 HELM CT.	PLYMOUTH	48170	WAYNE	20M/20M	3	No Bid	No Bid	\$ 77.77	\$ 77.77	\$ 89.89	No Bid	\$ 138.37	\$ 296.73
4729 CONNER	DETROIT	48211	WAYNE	20M/20M	3	No Bid	No Bid	\$ 90.79	\$ 105.94	\$ 131.19	No Bid	\$ 252.39	\$ 296.73
5090 SCHAEFER RD.	DEARBORN	48126	WAYNE	20M/20M	3	No Bid	No Bid	\$ 90.79	\$ 105.94	\$ 131.19	No Bid	\$ 252.39	\$ 296.73
5300 LAWTON	DETROIT	49208	WAYNE	20M/20M	3	No Bid	No Bid	\$ 77.77	\$ 77.77	\$ 89.89	No Bid	\$ 138.37	\$ 296.73

#### EBAS Monthly Recurring Charges

555 E. LAFAYETTE	DETROIT	48225	WAYNE	100M/100M	3	No Bid	No Bid	\$ 77.77	\$ 77.77	\$ 89.89	No Bid	\$ 138.37	\$ 296.73
580 E. WARREN AVE.	DETROIT	48201	WAYNE	20M/20M	3	No Bid	No Bid	\$ 77.77	\$ 77.77	\$ 89.89	No Bid	\$ 138.37	\$ 296.73
6090 N. WAYNE RD.	WESTLAND	48185	WAYNE	20M/20M	3	No Bid	No Bid	\$ 77.77	\$ 77.77	\$ 89.89	No Bid	\$ 138.37	\$ 296.73
645 GRISWOLD	DETROIT	48207	WAYNE	20M/20M	3	No Bid	No Bid	\$ 77.77	\$ 77.77	\$ 89.89	No Bid	\$ 138.37	\$ 296.73
6510 TELEGRAPH RD.	TAYLOR	48180	WAYNE	20M/20M	3	No Bid	No Bid	\$ 77.77	\$ 77.77	\$ 89.89	No Bid	\$ 138.37	\$ 296.73
8565 N. LILLEY RD.	CANTON	48187	WAYNE	20M/20M	3	No Bid	No Bid	\$ 77.77	\$ 77.77	\$ 89.89	No Bid	\$ 138.37	\$ 296.73
8655 GREENFIELD	DETROIT	48228	WAYNE	20M/20M	3	No Bid	No Bid	\$ 77.77	\$ 77.77	\$ 89.89	No Bid	\$ 138.37	\$ 296.73
9001 JOSEPH CAMPAU	HAMTRAMCK	48212	WAYNE	20M/20M	3	No Bid	No Bid	\$ 77.77	\$ 77.77	\$ 89.89	No Bid	\$ 138.37	\$ 296.73
9023 JOSEPH CAMPAU ST.	HAMTRAMCK	48212	WAYNE	50M/50M	3	No Bid	No Bid	\$ 77.77	\$ 77.77	\$ 89.89	No Bid	\$ 138.37	\$ 296.73
920 FORT ST.	LINCOLN PARK	48146	WAYNE	20M/20M	3	No Bid	No Bid	\$ 77.77	\$ 77.77	\$ 89.89	No Bid	\$ 138.37	\$ 296.73
99 PLEASURE DRIVE	DETROIT	48207	WAYNE	20M/20M	3	No Bid	No Bid	\$ 90.79	\$ 105.94	\$ 131.19	No Bid	\$ 252.39	\$ 296.73
100 MAY ST.	CADILLAC	49601	WEXFORD	20M/20M	3	No Bid	No Bid	\$ 77.77	\$ 77.77	\$ 89.89	No Bid	\$ 138.37	\$ 296.73
10641 W. WATERGATE	CADILLAC	49601	WEXFORD	20M/20M	3	No Bid	No Bid	\$ 77.77	\$ 77.77	\$ 89.89	No Bid	\$ 138.37	\$ 296.73
120 W. CHAPIN ST.	CADILLAC	49601	WEXFORD	50M/50M	3	No Bid	No Bid	\$ 77.77	\$ 77.77	\$ 89.89	No Bid	\$ 138.37	\$ 296.73
1911 N. MITCHELL	CADILLAC	49601	WEXFORD	20M/20M	3	No Bid	No Bid	\$ 77.77	\$ 77.77	\$ 89.89	No Bid	\$ 138.37	\$ 296.73
401 N. LAKE ST.	CADILLAC	49601	WEXFORD	20M/20M	3	No Bid	No Bid	\$ 77.77	\$ 77.77	\$ 89.89	No Bid	\$ 138.37	\$ 296.73
521 N. MICHIGAN	MANTON	49663	WEXFORD	60/5 GW-GW	4	No Bid	No Bid	No Bid	No Bid	\$ 104.03	No Bid	\$ 250.48	\$ 296.73
6093 M-115	CADILLAC	49601	WEXFORD	20/3 GW-GW	4	No Bid	No Bid	No Bid	No Bid	\$ 104.03	No Bid	\$ 250.48	\$ 296.73
7711 S. US-131 HWY.	HARRIETTA	49638	WEXFORD	20M/20M	3	No Bid	No Bid	No Bid	No Bid	No Bid	No Bid	No Bid	\$ 296.73

EBAS Monthly Recurring Charges													
Address	CITY	ZIP	COUNTY	Current bandwidth Down/Up	COS (Class of Service)	10M	20M	50M	100M	250M	500M	1G	SD-WAN
7915 S. US-131 HWY.	CADILLAC	49601	WEXFORD	100/100 GW-GW	4	No Bid	No Bid	\$ 77.77	\$ 77.77	\$ 89.89	No Bid	\$ 138.37	\$ 296.73
8015 MACKINAW TRAIL	CADILLAC	49601	WEXFORD	20M/20M	3	No Bid	No Bid	\$ 77.77	\$ 77.77	\$ 89.89	No Bid	\$ 138.37	\$ 296.73
6801 THIRTY MILE RD.	CADILLAC	49601	WEXFORD	20M/20M	3	No Bid	No Bid	\$ 77.77	\$ 77.77	\$ 89.89	No Bid	\$ 138.37	\$ 296.73
6801 THIRTY MILE RD.	HARRIETTA	49638	WEXFORD	20M/20M	3	No Bid	No Bid	No Bid	No Bid	No Bid	No Bid	No Bid	\$ 296.73
521 N. MICHIGAN	MANTON	49663	WEXFORD	60/5 GW-GW	4	No Bid	No Bid	No Bid	No Bid	\$ 104.03	No Bid	\$ 250.48	\$ 296.73
Lumen Tailored Managed Services Total													\$ 190,793.46
Lumen Program Management Services for the State of Michigan WAN Contract Monthly Recurring Charge													\$ 8,243.70

Circuit Type: Cable Broadband / Coax

Additional Service Description: Ethernet Broadband Ethernet Service

All prices are exclusive of any applicable taxes, fees, and surcharges.

SD-WAN Pricing Note: The pricing listed is a monthly recurring charge for Lumen Tailored Managed Service which includes the Cisco SD-WAN device, associated support, configuration, on-site installation, full management, reporting and on-going service management. The price listed above is an average on a per device basis per location. Lumen utilized the current bandwidth rounded up to the pricing bandwidth increments for the hardware selection. Upon selection, Lumen will work with the State of Michigan to determine the required bandwidth per location to determine the actual hardware needed which may affect the pricing. Lumen is available to discuss the pricing for this SD-WAN device which will be the managed site edge device for the State of Michigan network circuits.

## EBAS Monthly Recurring Charges

NON-RECURRING CHARGES						
<i>Address</i>	<i>CITY</i>	<i>ZIP</i>	<i>COUNTY</i>	<i>Current bandwidth Down/Up</i>	<i>Non-recurring Charges description</i>	<i>Non-recurring Charge costs</i>
248 STATE PARK RD.	HARRISVILLE	48740	ALCONA	20/3 GW-GW	Construction Costs	less than \$1.5M unless authorized
205 STATE ST.	HARRISVILLE	48740	ALCONA	15/2 GW-GW	Construction Costs	less than \$1.5M unless authorized
106 FIFTH ST.	HARRISVILLE	48740	ALCONA	20M/20M	Construction Costs	less than \$1.5M unless authorized
410 E. MAIN ST.	HARRISVILLE	48740	ALCONA	100/7 GW-GW	Construction Costs	less than \$1.5M unless authorized
418 MILL ST.	MUNISING	49862	ALGER	100/100 GW-GW	Construction Costs	less than \$1.5M unless authorized
6141 N. INDUSTRIAL PARK DR.	MUNISING	49862	ALGER	50M/50M	Construction Costs	less than \$1.5M unless authorized
101 COURT ST.	MUNISING	49862	ALGER	20M/20M	Construction Costs	less than \$1.5M unless authorized
413 MAPLE ST. SUITE 1	MUNISING	49862	ALGER	20M/20M	Construction Costs	less than \$1.5M unless authorized
640 RIVER ST.	ALLEGAN	49010	ALLEGAN	25/25 GW-GW	Construction Costs	less than \$1.5M unless authorized
430 WESTERN AVE.	ALLEGAN	49010	ALLEGAN	20M/20M	Construction Costs	less than \$1.5M unless authorized
3283 122ND ST.	ALLEGAN	49010	ALLEGAN	50M/50M	Construction Costs	less than \$1.5M unless authorized
5252 E. M-89	FENNVILLE	49408	ALLEGAN	25/10 GW-GW	Construction Costs	less than \$1.5M unless authorized
11611 W. PINE LAKE RD.	PLAINWELL	49080	ALLEGAN	20M/20M	Construction Costs	less than \$1.5M unless authorized
621 N. 10TH ST.	PLAINWELL	49080	ALLEGAN	20M/20M	Construction Costs	less than \$1.5M unless authorized
596 N. 11TH ST.	PLAINWELL	49080	ALLEGAN	20M/20M	Construction Costs	less than \$1.5M unless authorized
3461 BLUE STAR HWY STE. 1	SAUGATUCK	49453	ALLEGAN	100/100 GW-GW	Construction Costs	less than \$1.5M unless authorized
544 N. MAIN ST.	WAYLAND	49348	ALLEGAN	100/100 GW-GW	Construction Costs	less than \$1.5M unless authorized
720 W. CHISHOLM ST.	ALPENA	49707	ALPENA	20M/20M	Construction Costs	less than \$1.5M unless authorized
3283 W. WASHINGTON AVE.	ALPENA	49707	ALPENA	100/100 GW-GW	Construction Costs	less than \$1.5M unless authorized
1540 AIRPORT RD.	ALPENA	49707	ALPENA	20M/20M	Construction Costs	less than \$1.5M unless authorized
160 E. FLETCHER ST.	ALPENA	49707	ALPENA	50/50 GW-GW	Construction Costs	less than \$1.5M unless authorized
2666 S. US-23	ALPENA	49707	ALPENA	20M/20M	Construction Costs	less than \$1.5M unless authorized
4607 M-88 SOUTH	BELLAIRE	49615	ANTRIM	100/100 GW-GW	Construction Costs	less than \$1.5M unless authorized
207 E CAYUGA	BELLAIRE	49615	ANTRIM	20M/20M	Construction Costs	less than \$1.5M unless authorized
120 N. GROVE ST.	STANDISH	48658	ARENAC	20M/20M	Construction Costs	less than \$1.5M unless authorized
120 N. GROVE ST.	STANDISH	48658	ARENAC	20M/20M	Construction Costs	less than \$1.5M unless authorized
529 S. MAIN	STANDISH	48658	ARENAC	20M/20M	Construction Costs	less than \$1.5M unless authorized
108 MAIN ST.	BARAGA	49908	BARAGA	20M/20M	Construction Costs	less than \$1.5M unless authorized
427 N. US-41	BARAGA	49908	BARAGA	20M/20M	Construction Costs	less than \$1.5M unless authorized

Non-Recurring Charges

13924 WADAGA RD.	BARAGA	49908	BARAGA	50M/50M	Construction Costs	less than \$1.5M unless authorized
115 FRONT ST.	L'ANSE	49946	BARAGA	25/5 GW-GW	Construction Costs	less than \$1.5M unless authorized
301 WINTER ST.	L'ANSE	49946	BARAGA	20M/20M	Construction Costs	less than \$1.5M unless authorized
12 N. THIRD ST.	L'ANSE	49946	BARAGA	20M/20M	Construction Costs	less than \$1.5M unless authorized
1127 W. STATE ST.	HASTINGS	49058	BARRY	60/10 GW-GW	Construction Costs	less than \$1.5M unless authorized
206 W. COURT ST.	HASTINGS	49058	BARRY	100/100 GW-GW	Construction Costs	less than \$1.5M unless authorized
1212 W. STATE ST.	HASTINGS	49058	BARRY	20M/20M	Construction Costs	less than \$1.5M unless authorized
430 BARFIELD DR.	HASTINGS	49058	BARRY	20M/20M	Construction Costs	less than \$1.5M unless authorized

#### NON-RECURRING CHARGES

<i>Address</i>	<i>CITY</i>	<i>ZIP</i>	<i>COUNTY</i>	<i>Current bandwidth Down/Up</i>	<i>Non-recurring Charges description</i>	<i>Non-recurring Charge costs</i>
1300 E. QUIMBY RD.	HASTINGS	49058	BARRY	20M/20M	Construction Costs	less than \$1.5M unless authorized
1611 S. HANOVER	HASTINGS	49508	BARRY	20M/20M	Construction Costs	less than \$1.5M unless authorized
2104 S. BRIGGS RD.	MIDDLEVILLE	49333	BARRY	20/3 GW-GW	Construction Costs	less than \$1.5M unless authorized
3580 N. STATE PARK DR.	BANGOR	48706	BAY	20M/20M	Construction Costs	less than \$1.5M unless authorized
2590 E. WILDER RD.	BAY CITY	48706	BAY	100M/100M	Construction Costs	less than \$1.5M unless authorized
3202 S. EUCLID	BAY CITY	48706	BAY	100/7 GW-GW	Construction Costs	less than \$1.5M unless authorized
1700 MARQUETTE ST.	BAY CITY	48706	BAY	25/10 GW-GW	Construction Costs	less than \$1.5M unless authorized
1007 N. EUCLID AVE.	BAY CITY	48706	BAY	20M/20M	Construction Costs	less than \$1.5M unless authorized
1230 WASHINGTON AVE.	BAY CITY	48708	BAY	20M/20M	Construction Costs	less than \$1.5M unless authorized
401 KETCHUM	BAY CITY	48706	BAY	50M/50M	Construction Costs	less than \$1.5M unless authorized
1399 W. CENTER RD.	ESSEXVILLE	48732	BAY	50M/50M	Construction Costs	less than \$1.5M unless authorized
15210 US-31	BEULAH	49617	BENZIE	20M/20M	Construction Costs	less than \$1.5M unless authorized
448 COURT PLAZA	BEULAH	49617	BENZIE	20M/20M	Construction Costs	less than \$1.5M unless authorized
3061 COLOMA RD.	BENTON HARBOR	49022	BERRIEN	100/100 GW-GW	Construction Costs	less than \$1.5M unless authorized
1960 MALL PLACE	BENTON HARBOR	49022	BERRIEN	20M/20M	Construction Costs	less than \$1.5M unless authorized
3880 RED ARROW HWY.	BENTON HARBOR	49022	BERRIEN	50M/50M	Construction Costs	less than \$1.5M unless authorized
497 WAUKONDA	BENTON HARBOR	49022	BERRIEN	20M/20M	Construction Costs	less than \$1.5M unless authorized
401 EIGHTH ST.	BENTON HARBOR	49022	BERRIEN	50M/50M	Construction Costs	less than \$1.5M unless authorized
11630 WILSON RD.	NEW BUFFALO	49117	BERRIEN	20M/20M	Construction Costs	less than \$1.5M unless authorized
1205 N. FRONT ST.	NILES	49120	BERRIEN	20M/20M	Construction Costs	less than \$1.5M unless authorized
1600 SILVERBROOK	NILES	49120	BERRIEN	20M/20M	Construction Costs	less than \$1.5M unless authorized
110 E. MAIN ST.	NILES	49120	BERRIEN	20M/20M	Construction Costs	less than \$1.5M unless authorized
33971 E. US-12	NILES	49120	BERRIEN	20M/20M	Construction Costs	less than \$1.5M unless authorized

#### Non-Recurring Charges

12032 RED ARROW HWY.	SAWYER	49125	BERRIEN	10M/10M	Construction Costs	less than \$1.5M unless authorized
5948 SAWYER RD.	SAWYER	49125	BERRIEN	20M/20M	Construction Costs	less than \$1.5M unless authorized
811 PORT ST.	ST. JOSEPH	49085	BERRIEN	20M/20M	Construction Costs	less than \$1.5M unless authorized
186 E. STATE ST.	COLDWATER	49036	BRANCH	20M/20M	Construction Costs	less than \$1.5M unless authorized
141 FIRST ST.	COLDWATER	49036	BRANCH	50M/50M	Construction Costs	less than \$1.5M unless authorized
388 KEITH WILHELM DR.	COLDWATER	49036	BRANCH	20M/20M	Construction Costs	less than \$1.5M unless authorized
7 VAN AVE.	COLDWATER	49036	BRANCH	20M/20M	Construction Costs	less than \$1.5M unless authorized
31 DIVISION ST.	COLDWATER	49036	BRANCH	20M/20M	Construction Costs	less than \$1.5M unless authorized
34 N. MICHIGAN AVE.	COLDWATER	49036	BRANCH	20M/20M	Construction Costs	less than \$1.5M unless authorized
308 S. SUPERIOR	ALBION	49224	CALHOUN	20M/20M	Construction Costs	less than \$1.5M unless authorized
2501 26TH ST.	AUGUSTA	49012	CALHOUN	50/50 GW-GW	Construction Costs	less than \$1.5M unless authorized
5500 ARMSTRONG RD.	BATTLE CREEK	49016	CALHOUN	20M/20M	Construction Costs	less than \$1.5M unless authorized
161 E. MICHIGAN AVE.	BATTLE CREEK	49014	CALHOUN	20M/20M	Construction Costs	less than \$1.5M unless authorized
190 E. MICHIGAN AVE.	BATTLE CREEK	49016	CALHOUN	20M/20M	Construction Costs	less than \$1.5M unless authorized

NON-RECURRING CHARGES						
<i>Address</i>	<i>CITY</i>	<i>ZIP</i>	<i>COUNTY</i>	<i>Current bandwidth Down/Up</i>	<i>Non-recurring Charges description</i>	<i>Non-recurring Charge costs</i>
5420 BECKLEY RD. SUITE L	BATTLE CREEK	49015	CALHOUN	20M/20M	Construction Costs	less than \$1.5M unless authorized
424 RIVERSIDE DR.	BATTLE CREEK	49015	CALHOUN	20M/20M	Construction Costs	less than \$1.5M unless authorized
714 N. BREWER	MARSHALL	49068	CALHOUN	150/150 GW-GW	Construction Costs	less than \$1.5M unless authorized
1242 S. KALAMAZOO AVE.	MARSHALL	49068	CALHOUN	20M/20M	Construction Costs	less than \$1.5M unless authorized
15300 W. MICHIGAN AVE.	MARSHALL	49068	CALHOUN	20M/20M	Construction Costs	less than \$1.5M unless authorized
325 N. M-62	CASSOPOLIS	49031	CASS	20M/20M	Construction Costs	less than \$1.5M unless authorized
110 N. BROADWAY	CASSOPOLIS	49031	CASS	20M/20M	Construction Costs	less than \$1.5M unless authorized
601-C N. FRONT ST.	DOWAGIAC	49047	CASS	20M/20M	Construction Costs	less than \$1.5M unless authorized
61535 M-40	JONES	49061	CASS	20M/20M	Construction Costs	less than \$1.5M unless authorized
96 GRANT ST.	CHARLEVOIX	49720	CHARLEVOIX	60/5 GW-GW	Construction Costs	less than \$1.5M unless authorized
301 STATE ST.	CHARLEVOIX	49720	CHARLEVOIX	20M/20M	Construction Costs	less than \$1.5M unless authorized
120 A. ST.	CHEBOYGAN	49721	CHEBOYGAN	20/3 GW-GW	Construction Costs	less than \$1.5M unless authorized
870 S. MAIN ST.	CHEBOYGAN	49721	CHEBOYGAN	20M/20M	Construction Costs	less than \$1.5M unless authorized
827 S. HURON ST.	CHEBOYGAN	49721	CHEBOYGAN	20M/20M	Construction Costs	less than \$1.5M unless authorized
300 S. MILL ST.	CHEBOYGAN	49721	CHEBOYGAN	20M/20M	Construction Costs	less than \$1.5M unless authorized
6984 M-68	INDIAN RIVER	49749	CHEBOYGAN	60/5 GW-GW	Construction Costs	less than \$1.5M unless authorized
207 SINCLAIR ST.	MACKINAW CITY	49701	CHEBOYGAN	20M/20M	Construction Costs	less than \$1.5M unless authorized
4269 W. M-80 RD.	KINCHELOE	49788	CHIPPEWA	100M/100M	Construction Costs	less than \$1.5M unless authorized

## Non-Recurring Charges

3900 I-75	SAULT STE. MARIE	49783	CHIPPEWA	100/100 GW-GW	Construction Costs	less than \$1.5M unless authorized
934 BRIDGE PLAZA	SAULT STE. MARIE	49783	CHIPPEWA	20M/20M	Construction Costs	less than \$1.5M unless authorized
325 COURT ST.	SAULT STE. MARIE	49783	CHIPPEWA	20M/20M	Construction Costs	less than \$1.5M unless authorized
2700 DAVITT ST.	SAULT STE. MARIE	49783	CHIPPEWA	20M/20M	Construction Costs	less than \$1.5M unless authorized
4131 S. M-129	SAULT STE. MARIE	49783	CHIPPEWA	20M/20M	Construction Costs	less than \$1.5M unless authorized
463 E. THREE MILE RD.	SAULT STE. MARIE	49783	CHIPPEWA	20M/20M	Construction Costs	less than \$1.5M unless authorized
8540 S. CLARE AVE.	CLARE	48617	CLARE	20M/20M	Construction Costs	less than \$1.5M unless authorized
255 W. MAIN ST.	HARRISON	48625	CLARE	20M/20M	Construction Costs	less than \$1.5M unless authorized
725 RICHARD ST.	HARRISON	48625	CLARE	20M/20M	Construction Costs	less than \$1.5M unless authorized
1041 US-27	ST. JOHNS	48879	CLINTON	20M/20M	Construction Costs	less than \$1.5M unless authorized
100 W. STATE ST.	ST. JOHNS	49735	CLINTON	20M/20M	Construction Costs	less than \$1.5M unless authorized
105 TOLLES RD.	ST. JOHNS	48879	CLINTON	20M/20M	Construction Costs	less than \$1.5M unless authorized
200 W. MICHIGAN AVE.	GRAYLING	49738	CRAWFORD	20M/20M	Construction Costs	less than \$1.5M unless authorized
103 JAMES ST.	GRAYLING	49738	CRAWFORD	100/100GW-AVPV	Construction Costs	less than \$1.5M unless authorized
4616 RANGER RD.	GRAYLING	49738	CRAWFORD	20M/20M	Construction Costs	less than \$1.5M unless authorized
230 HURON	GRAYLING	49738	CRAWFORD	20M/20M	Construction Costs	less than \$1.5M unless authorized
10 N. HOWES LAKE RD.	GRAYLING	49738	CRAWFORD	20M/20M	Construction Costs	less than \$1.5M unless authorized
2384 I-75	GRAYLING	48738	CRAWFORD	20M/20M	Construction Costs	less than \$1.5M unless authorized
1955 N. HARTWICK PINES	GRAYLING	49738	CRAWFORD	20M/20M	Construction Costs	less than \$1.5M unless authorized

NON-RECURRING CHARGES						
<i>Address</i>	<i>CITY</i>	<i>ZIP</i>	<i>COUNTY</i>	<i>Current bandwidth Down/Up</i>	<i>Non-recurring Charges description</i>	<i>Non-recurring Charge costs</i>
203 1ST ST.	GRAYLING	49738	CRAWFORD	50/50 GW-GW	Construction Costs	less than \$1.5M unless authorized
305 LUDINGTON	ESCANABA	49829	DELTA	20M/20M	Construction Costs	less than \$1.5M unless authorized
310 LUDINGTON	ESCANABA	49829	DELTA	20M/20M	Construction Costs	less than \$1.5M unless authorized
2425 N. 30TH	ESCANABA	49829	DELTA	50M/50M	Construction Costs	less than \$1.5M unless authorized
1818 N. THIRD AVE.	ESCANABA	49829	DELTA	50M/50M	Construction Costs	less than \$1.5M unless authorized
13700 13.25 LN.	GARDEN	49835	DELTA	1M/1M	Construction Costs	less than \$1.5M unless authorized
922 LAKESHORE DR.	GLADSTONE	49837	DELTA	100/100 GW-GW	Construction Costs	less than \$1.5M unless authorized
6833 US-2	GLADSTONE	49837	DELTA	20M/20M	Construction Costs	less than \$1.5M unless authorized
816 CLARK DR.	GLADSTONE	49837	DELTA	20M/20M	Construction Costs	less than \$1.5M unless authorized
US-2 NORTH	IRON MOUNTAIN	49801	DICKINSON	100/100 GW-GW	Construction Costs	less than \$1.5M unless authorized
300 E. D. ST.	IRON MOUNTAIN	49801	DICKINSON	20M/20M	Construction Costs	less than \$1.5M unless authorized
1044 S. STEPHENSON AVE.	IRON MOUNTAIN	49801	DICKINSON	20M/20M	Construction Costs	less than \$1.5M unless authorized
520 W. US-2 HWY.	NORWAY	49870	DICKINSON	20M/20M	Construction Costs	less than \$1.5M unless authorized

## Non-Recurring Charges



1401 CARPENTER AVE.	IRON MOUNTAIN	49801	DICKINSON	20M/20M	Construction Costs	less than \$1.5M unless authorized
1067 E911 BLVD.	CHARLOTTE	48813	EATON	20M/20M	Construction Costs	less than \$1.5M unless authorized
1067 E911 BLVD.	CHARLOTTE	48813	EATON	20M/20M	Construction Costs	less than \$1.5M unless authorized
1050 INDEPENDENCE BLVD.	CHARLOTTE	48813	EATON	20M/20M	Construction Costs	less than \$1.5M unless authorized
905 PAINE DR.	CHARLOTTE	48813	EATON	20M/20M	Construction Costs	less than \$1.5M unless authorized
8258 S. AYR RD.	ALANSON	49706	EMMET	20/3 GW-GW	Construction Costs	less than \$1.5M unless authorized
1200 M-119	PETOSKEY	49770	EMMET	100/100 GW-GW	Construction Costs	less than \$1.5M unless authorized
200 DIVISION ST.	PETOSKEY	49770	EMMET	600/35 GW-GW	Construction Costs	less than \$1.5M unless authorized
1694 S. US-131	PETOSKEY	49770	EMMET	20M/20M	Construction Costs	less than \$1.5M unless authorized
1185 N. US-31	PETOSKEY	49770	EMMET	20M/20M	Construction Costs	less than \$1.5M unless authorized
2229 SUMMIT PARK DR.	PETOSKEY	49770	EMMET	20M/20M	Construction Costs	less than \$1.5M unless authorized
125 E. UNION	FLINT	48502	GENESEE	50M/50M	Construction Costs	less than \$1.5M unless authorized
1101 BEACH ST.	FLINT	48502	GENESEE	20M/20M	Construction Costs	less than \$1.5M unless authorized
1301 W. COURT ST.	FLINT	48503	GENESEE	100/100 GW-GW	Construction Costs	less than \$1.5M unless authorized
300 N. MAIN	DAVISON	48423	GENESEE	20M/20M	Construction Costs	less than \$1.5M unless authorized
408 S. SAGINAW ST.	FLINT	48502	GENESEE	20M/20M	Construction Costs	less than \$1.5M unless authorized
4256 W. VIENNA RD.	CLIO	48420	GENESEE	20M/20M	Construction Costs	less than \$1.5M unless authorized
4809 CLIO RD.	FLINT	48504	GENESEE	20M/20M	Construction Costs	less than \$1.5M unless authorized
711 N. SAGINAW ST.	FLINT	48503	GENESEE	20M/20M	Construction Costs	less than \$1.5M unless authorized
816 BEACH ST.	FLINT	48502	GENESEE	20M/20M	Construction Costs	less than \$1.5M unless authorized
9495 E. POTTER RD.	DAVISON	48423	GENESEE	100M/100M	Construction Costs	less than \$1.5M unless authorized
G-4481 CORUNNA RD.	FLINT	48532	GENESEE	50M/50M	Construction Costs	less than \$1.5M unless authorized
G-5512 FENTON RD.	FLINT	48507	GENESEE	20M/20M	Construction Costs	less than \$1.5M unless authorized
100 SUNDAY LAKE ST.	WAKEFIELD	49968	GOGEBIC	100/100 GW-GW	Construction Costs	less than \$1.5M unless authorized

NON-RECURRING CHARGES						
<i>Address</i>	<i>CITY</i>	<i>ZIP</i>	<i>COUNTY</i>	<i>Current bandwidth Down/Up</i>	<i>Non-recurring Charges description</i>	<i>Non-recurring Charge costs</i>
200 N. MOORE ST.	BESSEMER	49911	GOGEBIC	20M/20M	Construction Costs	less than \$1.5M unless authorized
206 E. MARY ST.	BESSEMER	49911	GOGEBIC	20M/20M	Construction Costs	less than \$1.5M unless authorized
301 E. LEAD ST.	BESSEMER	49911	GOGEBIC	20M/20M	Construction Costs	less than \$1.5M unless authorized
401 W. CEDAR AVE.	GLADWIN	48624	GLADWIN	20M/20M	Construction Costs	less than \$1.5M unless authorized
675 E. CEDAR AVE.	GLADWIN	48624	GLADWIN	20M/20M	Construction Costs	less than \$1.5M unless authorized
801 N. SILVERLEAF	GLADWIN	48624	GLADWIN	26/3 GW-GW	Construction Costs	less than \$1.5M unless authorized
1209 S. GARFIELD	TRAVERSE CITY	49686	GRAND TRAVERSE	20M/20M	Construction Costs	less than \$1.5M unless authorized

## Non-Recurring Charges

1759 BARLOW	TRAVERSE CITY	49686	GRAND TRAVERSE	20M/20M	Construction Costs	less than \$1.5M unless authorized
2084 S. US-31	TRAVERSE CITY	49684	GRAND TRAVERSE	50M/50M	Construction Costs	less than \$1.5M unless authorized
2122 EAST M-37	TRAVERSE CITY	49684	GRAND TRAVERSE	20M/20M	Construction Costs	less than \$1.5M unless authorized
218 W. 14TH ST.	TRAVERSE CITY	49684	GRAND TRAVERSE	100/100 GW-GW	Construction Costs	less than \$1.5M unless authorized
315 E. FRONT ST.	TRAVERSE CITY	49684	GRAND TRAVERSE	20M/20M	Construction Costs	less than \$1.5M unless authorized
400 BOARDMAN	TRAVERSE CITY	49684	GRAND TRAVERSE	20M/20M	Construction Costs	less than \$1.5M unless authorized
701 S. ELMWOOD	TRAVERSE CITY	49584	GRAND TRAVERSE	50M/50M	Construction Costs	less than \$1.5M unless authorized
114 S. MAIN	ITHACA	48847	GRATIOT	600/35 GW-GW	Construction Costs	less than \$1.5M unless authorized
201 COMMERCE DR.	ITHACA	48847	GRATIOT	20M/20M	Construction Costs	less than \$1.5M unless authorized
214 E. CENTER	ITHACA	48847	GRATIOT	20M/20M	Construction Costs	less than \$1.5M unless authorized
3709 DEEP RIVER	STANDISH	48658	GRATIOT	20M/20M	Construction Costs	less than \$1.5M unless authorized
8585 N. CROSWELL RD.	ST. LOUIS	48880	GRATIOT	100M/100M	Construction Costs	less than \$1.5M unless authorized
40 CARE DR.	HILLSDALE	49242	HILLSDALE	20M/20M	Construction Costs	less than \$1.5M unless authorized
59 E. ST. JOSEPH AVE.	HILLSDALE	49242	HILLSDALE	20M/20M	Construction Costs	less than \$1.5M unless authorized
476 E. CHICAGO RD.	JONESVILLE	49250	HILLSDALE	50/10 GW-GW	Construction Costs	less than \$1.5M unless authorized
18350 E. M-103 HWY.	HANCOCK	49930	HOUGHTON	1.5M/1.5M	Construction Costs	less than \$1.5M unless authorized
401 E. HOUGHTON	HOUGHTON	49931	HOUGHTON	20M/20M	Construction Costs	less than \$1.5M unless authorized
47420 M-26 HWY.	HOUGHTON	49931	HOUGHTON	20M/20M	Construction Costs	less than \$1.5M unless authorized
51750 INDUSTRIAL DR.	CALUMET	49913	HOUGHTON	20M/20M	Construction Costs	less than \$1.5M unless authorized
55195 W. US-2 ST.	CALUMET	49913	HOUGHTON	100/100 GW-GW	Construction Costs	less than \$1.5M unless authorized
902 RAZORBACK	HOUGHTON	49931	HOUGHTON	20M/20M	Construction Costs	less than \$1.5M unless authorized
675 S. VAN DYKE	BAD AXE	48413	HURON	20MSE GW-GW	Construction Costs	less than \$1.5M unless authorized
1775 Port Austin Rd	PORT AUSTIN	48467	HURON	50/6 GW-GW	Construction Costs	less than \$1.5M unless authorized
1911 SAND BEACH RD.	BAD AXE	48413	HURON	20M/20M	Construction Costs	less than \$1.5M unless authorized
250 E. HURON	BAD AXE	48413	HURON	20M/20M	Construction Costs	less than \$1.5M unless authorized
33 PATRICK DR.	BAD AXE	48413	HURON	20M/20M	Construction Costs	less than \$1.5M unless authorized
6573 STATE PARK RD.	CASEVILLE	48725	HURON	20M/20M	Construction Costs	less than \$1.5M unless authorized
4125 BEAUMONT RD.	EAST LANSING	48910	INGHAM	50/50 GW-GW	Construction Costs	less than \$1.5M unless authorized
120 W. MICHIGAN AVE.	LANSING	48933	INGHAM	20M/20M	Construction Costs	less than \$1.5M unless authorized
221 N. WASHINGTON SQ.	LANSING	48933	INGHAM	DS1	Construction Costs	less than \$1.5M unless authorized

NON-RECURRING CHARGES						
Address	CITY	ZIP	COUNTY	Current	Non-recurring Charges	Non-recurring Charge

Non-Recurring Charges



				<b>bandwidth Down/Up</b>	<b>description</b>	<b>costs</b>
2824 CIRCLE DR.	LANSING	48906	INGHAM	150/25 GW-GW	Construction Costs	less than \$1.5M unless authorized
2900 COLLINS RD	LANSING	48910	INGHAM	100/100 GW-GW	Construction Costs	less than \$1.5M unless authorized
3315 E. MICHIGAN AVE.	LANSING	48912	INGHAM	20M/20M	Construction Costs	less than \$1.5M unless authorized
3737 E. GRAND RIVER ST.	WILLIAMSTON	48895	INGHAM	20M/20M	Construction Costs	less than \$1.5M unless authorized
3798 CAPITOL CITY BLVD	LANSING	48906	INGHAM	75/15 GW-GW	Construction Costs	less than \$1.5M unless authorized
601 JEWETT RD.	MASON	48854	INGHAM	20M/20M	Construction Costs	less than \$1.5M unless authorized
608 W. ALLEGAN	LANSING	48933	INGHAM	20M/20M	Construction Costs	less than \$1.5M unless authorized
731 N. CANAL RD.	LANSING	48917	INGHAM	20M/20M	Construction Costs	less than \$1.5M unless authorized
806 HOGSBACK RD.	MASON	48854	INGHAM	20M/20M	Construction Costs	less than \$1.5M unless authorized
8158 EXECUTIVE COURT	LANSING	48917	INGHAM	20M/20M	Construction Costs	less than \$1.5M unless authorized
940 VENTURE LN.	WILLIAMSTON	48895	INGHAM	20M/20M	Construction Costs	less than \$1.5M unless authorized
133 E. ADAMS	IONIA	48846	IONIA	20M/20M	Construction Costs	less than \$1.5M unless authorized
1342 W. MAIN ST.	IONIA	48846	IONIA	50M/50M	Construction Costs	less than \$1.5M unless authorized
1576 W. BLUEWATER HWY.	IONIA	48846	IONIA	50M/50M	Construction Costs	less than \$1.5M unless authorized
1727 W. BLUEWATER HWY.	IONIA	48846	IONIA	50M/50M	Construction Costs	less than \$1.5M unless authorized
1728 BLUEWATER HWY.	IONIA	48846	IONIA	50M/50M	Construction Costs	less than \$1.5M unless authorized
1728 E I-96	PORTLAND	48875	IONIA	20M/20M	Construction Costs	less than \$1.5M unless authorized
309 W. ADAMS	IONIA	48846	IONIA	20M/20M	Construction Costs	less than \$1.5M unless authorized
603 W. ADAMS ST.	IONIA	48846	IONIA	20M/20M	Construction Costs	less than \$1.5M unless authorized
920 E. LINCOLN	IONIA	48846	IONIA	20M/20M	Construction Costs	less than \$1.5M unless authorized
686 TAWAS BEACH RD.	EAST TAWAS	48730	IOSCO	20/3 GW-GW	Construction Costs	less than \$1.5M unless authorized
1712 N. HURON RD.	EAST TAWAS	48730	IOSCO	20M/20M	Construction Costs	less than \$1.5M unless authorized
2145 E. HURON RD.	EAST TAWAS	48730	IOSCO	20M/20M	Construction Costs	less than \$1.5M unless authorized
410 US-23	EAST TAWAS	48730	IOSCO	100/7 GW-GW	Construction Costs	less than \$1.5M unless authorized
420 LAKE ST.	TAWAS CITY	48763	IOSCO	20M/20M	Construction Costs	less than \$1.5M unless authorized
422 W. LAKE ST.	TAWAS CITY	48763	IOSCO	20M/20M	Construction Costs	less than \$1.5M unless authorized
337 BRADY AVE.	CASPIAN	49915	IRON	20M/20M	Construction Costs	less than \$1.5M unless authorized
120 TOBIN-ALPHA RD.	CRYSTAL FALLS	49920	IRON	20M/20M	Construction Costs	less than \$1.5M unless authorized
1420 W. US-2	CRYSTAL FALLS	49920	IRON	20M/20M	Construction Costs	less than \$1.5M unless authorized
2 S. SIXTH ST.	CRYSTAL FALLS	49920	IRON	20M/20M	Construction Costs	less than \$1.5M unless authorized
992 LALLEY RD.	IRON RIVER	49935	IRON	20M/20M	Construction Costs	less than \$1.5M unless authorized
1212 CORPORATE DR.	MT. PLEASANT	48858	ISABELLA	20M/20M	Construction Costs	less than \$1.5M unless authorized
1245 N. MISSION RD.	MT. PLEASANT	48858	ISABELLA	20M/20M	Construction Costs	less than \$1.5M unless authorized
1919 PARKLAND DR.	MT. PLEASANT	48858	ISABELLA	50M/50M	Construction Costs	less than \$1.5M unless authorized
207 COURT ST.	MT. PLEASANT	48858	ISABELLA	20M/20M	Construction Costs	less than \$1.5M unless authorized

## Non-Recurring Charges

300 N. MAIN ST.	MT. PLEASANT	48858	ISABELLA	20M/20M	Construction Costs	less than \$1.5M unless authorized
3580 S. ISABELLA RD.	MT. PLEASANT	48858	ISABELLA	100/100 GW-GW	Construction Costs	less than \$1.5M unless authorized

NON-RECURRING CHARGES						
<i>Address</i>	<i>CITY</i>	<i>ZIP</i>	<i>COUNTY</i>	<i>Current bandwidth Down/Up</i>	<i>Non-recurring Charges description</i>	<i>Non-recurring Charge costs</i>
1184 JACKSON CROSSING	JACKSON	49202	JACKSON	20M/20M	Construction Costs	less than \$1.5M unless authorized
1697 LANSING	JACKSON	49202	JACKSON	20M/20M	Construction Costs	less than \$1.5M unless authorized
205 N. EAST AVE.	JACKSON	49201	JACKSON	6/6 GW-GW	Construction Costs	less than \$1.5M unless authorized
209 E. WASHINGTON	JACKSON	49201	JACKSON	1GB/1GB GW-GW	Construction Costs	less than \$1.5M unless authorized
212 W. WESLEY ST.	JACKSON	49201	JACKSON	20M/20M	Construction Costs	less than \$1.5M unless authorized
301 LOUIS B. GLICK HWY.	JACKSON	49201	JACKSON	50M/50M	Construction Costs	less than \$1.5M unless authorized
312 S. JACKSON	JACKSON	49201	JACKSON	20M/20M	Construction Costs	less than \$1.5M unless authorized
3401 COOPER RD.	JACKSON	49201	JACKSON	100/100 GW-GW	Construction Costs	less than \$1.5M unless authorized
4000 COOPER RD.	JACKSON	49201	JACKSON	250M/250M	Construction Costs	less than \$1.5M unless authorized
4000 COOPER RD.	JACKSON	49021	JACKSON	50M/50M	Construction Costs	less than \$1.5M unless authorized
4701 W. MICHIGAN AVE.	JACKSON	49201	JACKSON	50M/50M	Construction Costs	less than \$1.5M unless authorized
800 CHANTER	JACKSON	49201	JACKSON	20M/20M	Construction Costs	less than \$1.5M unless authorized
1312 OAKLAND DR.	KALAMAZOO	49008	KALAMAZOO	100M/100M	Construction Costs	less than \$1.5M unless authorized
1421 HEALY ST.	KALAMAZOO	49007	KALAMAZOO	20M/20M	Construction Costs	less than \$1.5M unless authorized
1501 E. KILGORE RD.	KALAMAZOO	49001	KALAMAZOO	50M/50M	Construction Costs	less than \$1.5M unless authorized
151 S. ROSE ST.	KALAMAZOO	49007	KALAMAZOO	20M/20M	Construction Costs	less than \$1.5M unless authorized
1541 OAKLAND DR.	KALAMAZOO	49008	KALAMAZOO	50M/50M	Construction Costs	less than \$1.5M unless authorized
201 W. KALAMAZOO ST.	KALAMAZOO	49079	KALAMAZOO	20M/20M	Construction Costs	less than \$1.5M unless authorized
3298 W. STADIUM DR.	KALAMAZOO	49009	KALAMAZOO	20M/20M	Construction Costs	less than \$1.5M unless authorized
4210 S. WESTNEDGE	KALAMAZOO	49008	KALAMAZOO	20M/20M	Construction Costs	less than \$1.5M unless authorized
427 E. ALCOTT	KALAMAZOO	49001	KALAMAZOO	50M/50M	Construction Costs	less than \$1.5M unless authorized
5372 S. NINTH	KALAMAZOO	49009	KALAMAZOO	20M/20M	Construction Costs	less than \$1.5M unless authorized
5673 W. MAIN ST.	OSHTIMO	49001	KALAMAZOO	20M/20M	Construction Costs	less than \$1.5M unless authorized
603 ROMENCE RD.	PORTAGE	49002	KALAMAZOO	20M/20M	Construction Costs	less than \$1.5M unless authorized
6345 AMERICAN AVE.	PORTAGE	49002	KALAMAZOO	20M/20M	Construction Costs	less than \$1.5M unless authorized
7953 ADOBE	KALAMAZOO	49007	KALAMAZOO	50M/50M	Construction Costs	less than \$1.5M unless authorized
940 N. 10TH ST.	OSHTIMO	49009	KALAMAZOO	20M/20M	Construction Costs	less than \$1.5M unless authorized
2089 N. BIRCH	KALKASKA	49646	KALKASKA	100/7 GW-GW	Construction Costs	less than \$1.5M unless authorized
2089 N. BIRCH ST.	KALKASKA	49646	KALKASKA	100/100 GW-GW	Construction Costs	less than \$1.5M unless authorized
503 N. BIRCH ST.	KALKASKA	49646	KALKASKA	20M/20M	Construction Costs	less than \$1.5M unless authorized

## Non-Recurring Charges

605 N. BIRCH ST.	KALKASKA	49646	KALKASKA	20M/20M	Construction Costs	less than \$1.5M unless authorized
809 N. BIRCH ST.	KALKASKA	49646	KALKASKA	20M/20M	Construction Costs	less than \$1.5M unless authorized
1056 ROGERS PLAZA SW 28TH ST SW	WYOMING	49509	KENT	20M/20M	Construction Costs	less than \$1.5M unless authorized
1420 NW. FRONT AVE.	GRAND RAPIDS	49504	KENT	50M/50M	Construction Costs	less than \$1.5M unless authorized
2290 4 MILE RD. NW	WALKER	49511	KENT	100/100 GW-GW	Construction Costs	less than \$1.5M unless authorized
2660 LEONARD ST.	GRAND RAPIDS	49505	KENT	20M/20M	Construction Costs	less than \$1.5M unless authorized
2942 FULLER	GRAND RAPIDS	49505	KENT	50M/50M	Construction Costs	less than \$1.5M unless authorized

NON-RECURRING CHARGES						
<i>Address</i>	<i>CITY</i>	<i>ZIP</i>	<i>COUNTY</i>	<i>Current bandwidth Down/Up</i>	<i>Non-recurring Charges description</i>	<i>Non-recurring Charge costs</i>
2950 NE. MONROE AVE.	GRAND RAPIDS	49505	KENT	100M/100M	Construction Costs	less than \$1.5M unless authorized
3000 NE. MONROE AVE.	GRAND RAPIDS	49505	KENT	50M/50M	Construction Costs	less than \$1.5M unless authorized
3391 NE. PLAINFIELD AVE.	GRAND RAPIDS	49505	KENT	50M/50M	Construction Costs	less than \$1.5M unless authorized
3472 NE. PLAINFIELD AVE.	GRAND RAPIDS	49505	KENT	20M/20M	Construction Costs	less than \$1.5M unless authorized
3665 28TH ST.	GRAND RAPIDS	49512	KENT	20M/20M	Construction Costs	less than \$1.5M unless authorized
5321 SE. 28TH ST.	GRAND RAPIDS	49464	KENT	20M/20M	Construction Costs	less than \$1.5M unless authorized
534 S. STATE ST.	SPARTA	49345	KENT	20M/20M	Construction Costs	less than \$1.5M unless authorized
750 NW. FRONT AVE.	GRAND RAPIDS	49504	KENT	20M/20M	Construction Costs	less than \$1.5M unless authorized
82 NW. IONIA	GRAND RAPIDS	49503	KENT	20M/20M	Construction Costs	less than \$1.5M unless authorized
3631 US-41	MOHAWK	49950	KEWEENAW	20M/20M	Construction Costs	less than \$1.5M unless authorized
800 10TH ST.	BALDWIN	49304	LAKE	20M/20M	Construction Costs	less than \$1.5M unless authorized
5653 S. M-37	BALDWIN	49304	LAKE	20M/20M	Construction Costs	less than \$1.5M unless authorized
2468 W. 24TH ST.	BALDWIN	49304	LAKE	20M/20M	Construction Costs	less than \$1.5M unless authorized
2332 W. GENESEE	LAPEER	48446	LAPEER	250M/250M	Construction Costs	less than \$1.5M unless authorized
301 W. GENESEE ST.	LAPEER	48846	LAPEER	20M/20M	Construction Costs	less than \$1.5M unless authorized
975 S. MAIN	LAPEER	48846	LAPEER	100/100 GW-GW	Construction Costs	less than \$1.5M unless authorized
8525 E. GOVERNMENT CENTER DR.	SUTTONS BAY	49682	LEELANAU	20M/20M	Construction Costs	less than \$1.5M unless authorized
1040 S. WINTER ST.	ADRIAN	49221	LENAAWEE	20M/20M	Construction Costs	less than \$1.5M unless authorized
1040 S. WINTER ST.	ADRIAN	49221	LENAAWEE	20M/20M	Construction Costs	less than \$1.5M unless authorized
1220 WAMPLER'S LAKE RD.	ONSTED	49265	LENAAWEE	20M/20M	Construction Costs	less than \$1.5M unless authorized
126 E. CHURCH	ADRIAN	49221	LENAAWEE	20M/20M	Construction Costs	less than \$1.5M unless authorized
150 W. MAPLE	ADRIAN	49221	LENAAWEE	20M/20M	Construction Costs	less than \$1.5M unless authorized
2451 N. ADRIAN HWY.	ADRIAN	49221	LENAAWEE	20M/20M	Construction Costs	less than \$1.5M unless authorized
2727 E. BEECHER	ADRIAN	49221	LENAAWEE	100M/100M	Construction Costs	less than \$1.5M unless authorized

## Non-Recurring Charges

425 N. MAIN ST.	ADRIAN	49221	LENAWEE	6/6 GW-GW	Construction Costs	less than \$1.5M unless authorized
12950 GRAND RIVER AVE.	BRIGHTON	48116	LIVINGSTON	20M/20M	Construction Costs	less than \$1.5M unless authorized
10102 E. GRAND RIVER AVE.	BRIGHTON	48116	LIVINGSTON	20M/20M	Construction Costs	less than \$1.5M unless authorized
10321 E. GRAND RIVER AVE.	BRIGHTON	48116	LIVINGSTON	20M/20M	Construction Costs	less than \$1.5M unless authorized
1448 LAWSON RD.	HOWELL	48843	LIVINGSTON	20M/20M	Construction Costs	less than \$1.5M unless authorized
150 S. HIGHLANDER WAY	HOWELL	48843	LIVINGSTON	20M/20M	Construction Costs	less than \$1.5M unless authorized
210 S. HIGHLANDER WAY	HOWELL	48843	LIVINGSTON	20M/20M	Construction Costs	less than \$1.5M unless authorized
2300 E. GRAND RIVER	HOWELL	48843	LIVINGSTON	20M/20M	Construction Costs	less than \$1.5M unless authorized
2530 E. GRAND RIVER	HOWELL	48843	LIVINGSTON	20M/20M	Construction Costs	less than \$1.5M unless authorized
4337 BUNO RD.	BRIGHTON	48116	LIVINGSTON	100/100 GW-GW	Construction Costs	less than \$1.5M unless authorized
6360 CHILSON RD.	BRIGHTON	48116	LIVINGSTON	60/5 GW-GW	Construction Costs	less than \$1.5M unless authorized
8555 SILVER HILL RD.	PINCKNEY	48130	LIVINGSTON	20M/20M	Construction Costs	less than \$1.5M unless authorized
8701 E. M-36	WHITMORE LAKE	48189	LIVINGSTON	100M/100M	Construction Costs	less than \$1.5M unless authorized

NON-RECURRING CHARGES						
<i>Address</i>	<i>CITY</i>	<i>ZIP</i>	<i>COUNTY</i>	<i>Current bandwidth Down/Up</i>	<i>Non-recurring Charges description</i>	<i>Non-recurring Charge costs</i>
9036 E. M-36	WHITMORE LAKE	48189	LIVINGSTON	100M/100M	Construction Costs	less than \$1.5M unless authorized
14113 M-28	NEWBERRY	49868	LUCE	20M/20M	Construction Costs	less than \$1.5M unless authorized
3001 S. NEWBERRY AVE.	NEWBERRY	49868	LUCE	50M/50M	Construction Costs	less than \$1.5M unless authorized
407 W. HARRIE	NEWBERRY	49868	LUCE	20M/20M	Construction Costs	less than \$1.5M unless authorized
500 W. MCMILLAN ST.	NEWBERRY	49868	LUCE	20M/20M	Construction Costs	less than \$1.5M unless authorized
5100 M-123	NEWBERRY	49868	LUCE	20M/20M	Construction Costs	less than \$1.5M unless authorized
5666 M-123	NEWBERRY	49762	LUCE	20M/20M	Construction Costs	less than \$1.5M unless authorized
7942 STATE HWY.	NEWBERRY	49868	LUCE	100/100 GW-GW	Construction Costs	less than \$1.5M unless authorized
100 N. MARLEY	ST. IGNACE	49781	MACKINAC	20M/20M	Construction Costs	less than \$1.5M unless authorized
1120 W. US-2 HWY.	ST. IGNACE	48781	MACKINAC	20M/20M	Construction Costs	less than \$1.5M unless authorized
11569 W. US-2	NAUBINWAY	49726	MACKINAC	20/1.5 GW-GW	Construction Costs	less than \$1.5M unless authorized
199 FERRY LANE	ST. IGNACE	49781	MACKINAC	20M/20M	Construction Costs	less than \$1.5M unless authorized
393 N. STATE ST.	ST. IGNACE	49781	MACKINAC	100/100 GW-GW	Construction Costs	less than \$1.5M unless authorized
430 N. I-75 AVE.	ST. IGNACE	49781	MACKINAC	20M/20M	Construction Costs	less than \$1.5M unless authorized
430 N. I-75 AVE.	ST. IGNACE	49781	MACKINAC	100/100 GW-GW	Construction Costs	less than \$1.5M unless authorized
500 FERRY LANE	ST. IGNACE	49781	MACKINAC	20M/20M	Construction Costs	less than \$1.5M unless authorized
7045 N. M-117	ENGADINE	49827	MACKINAC	20M/20M	Construction Costs	less than \$1.5M unless authorized
7106 HURON	MACKINAW ISLAND	49757	MACKINAC	25/25 GW-GW	Construction Costs	less than \$1.5M unless authorized
720 CHURCH	ST. IGNACE	49781	MACKINAC	50/10 GW-GW	Construction Costs	less than \$1.5M unless authorized

## Non-Recurring Charges

11533 E. 12 MILE RD.	WARREN	48092	MACOMB	20M/20M	Construction Costs	less than \$1.5M unless authorized
117 S. GROESBECK	MT. CLEMENS	48043	MACOMB	20M/20M	Construction Costs	less than \$1.5M unless authorized
13041 E.TEN MILE RD.	WARREN	48903	MACOMB	20M/20M	Construction Costs	less than \$1.5M unless authorized
15950 12 MILE RD.	ROSEVILLE	48066	MACOMB	20M/20M	Construction Costs	less than \$1.5M unless authorized
18809 NINE MILE RD.	EASTPOINTE	48021	MACOMB	20M/20M	Construction Costs	less than \$1.5M unless authorized
26000 SOUTH ST.	HARRISON TWP.	48045	MACOMB	20M/20M	Construction Costs	less than \$1.5M unless authorized
26170 21 MILE RD.	CHESTERFIELD TWP.	48051	MACOMB	20M/20M	Construction Costs	less than \$1.5M unless authorized
27700 DONALD CT.	WARREN	48092	MACOMB	50M/50M	Construction Costs	less than \$1.5M unless authorized
32 MARKET ST.	MT. CLEMENS	48043	MACOMB	20M/20M	Construction Costs	less than \$1.5M unless authorized
34625 26 MILE RD.	NEW HAVEN	48048	MACOMB	50M/50M	Construction Costs	less than \$1.5M unless authorized
34700 DEQUINDRE	STERLING HEIGHTS	48310	MACOMB	20M/20M	Construction Costs	less than \$1.5M unless authorized
35414 MOUND RD.	STERLING HEIGHTS	48310	MACOMB	20M/20M	Construction Costs	less than \$1.5M unless authorized
37015 GRATIOT AVE.	CLINTON TWP.	48036	MACOMB	20M/20M	Construction Costs	less than \$1.5M unless authorized
41227 MOUND RD.	STERLING HEIGHTS	48313	MACOMB	20M/20M	Construction Costs	less than \$1.5M unless authorized
41300 DEQUINDRE	STERLING HEIGHTS	48314	MACOMB	50M/50M	Construction Costs	less than \$1.5M unless authorized
43015 Hayes R.	STERLING HEIGHTS	48314	MACOMB	20M/20M	Construction Costs	less than \$1.5M unless authorized
43565 ELIZABETH RD.	MT. CLEMENS	48048	MACOMB	20M/20M	Construction Costs	less than \$1.5M unless authorized
43630 HAYES RD.	CLINTON TWP.	48038	MACOMB	20M/20M	Construction Costs	less than \$1.5M unless authorized

NON-RECURRING CHARGES						
<i>Address</i>	<i>CITY</i>	<i>ZIP</i>	<i>COUNTY</i>	<i>Current bandwidth</i>	<i>Non-recurring Charges description</i>	<i>Non-recurring Charge costs</i>
44777 GRATIOT	CLINTON TWP.	48036	MACOMB	100M/100M	Construction Costs	less than \$1.5M unless authorized
48724 DONNER RD.	CHESTERFIELD	48051	MACOMB	100M/100M	Construction Costs	less than \$1.5M unless authorized
50640 SCHOENHER RD.	SHELBY TWP.	48315	MACOMB	20M/20M	Construction Costs	less than \$1.5M unless authorized
51305 GRATIOT AVE.	CHESTERFIELD TWP.	48051	MACOMB	20M/20M	Construction Costs	less than \$1.5M unless authorized
71130 VAN DYKE	ROMEO	48065	MACOMB	20M/20M	Construction Costs	less than \$1.5M unless authorized
7917 19 MILE RD.	STERLING HEIGHTS	48314	MACOMB	20M/20M	Construction Costs	less than \$1.5M unless authorized
1500 CABERFAE	MANISTEE	49626	MANISTEE	50M/50M	Construction Costs	less than \$1.5M unless authorized
1525 E. PARKDALE AVE.	MANISTEE	49660	MANISTEE	20M/20M	Construction Costs	less than \$1.5M unless authorized
1586 S. US-31	MANISTEE	49660	MANISTEE	20M/20M	Construction Costs	less than \$1.5M unless authorized
1672 S. US-31	MANISTEE	49660	MANISTEE	20M/20M	Construction Costs	less than \$1.5M unless authorized
415 THIRD ST.	MANISTEE	49660	MANISTEE	20M/20M	Construction Costs	less than \$1.5M unless authorized
100 WESTWOOD DR.	ISHPEMING	49849	MARQUETTE	20M/20M	Construction Costs	less than \$1.5M unless authorized
110 FORD RD.	MARQUETTE	49855	MARQUETTE	60/5 GW-GW	Construction Costs	less than \$1.5M unless authorized

## Non-Recurring Charges



1250 WILSON ST.	MARQUETTE	49855	MARQUETTE	20M/20M	Construction Costs	less than \$1.5M unless authorized
1498 O'DOVERO DR.	MARQUETTE	49855	MARQUETTE	20M/20M	Construction Costs	less than \$1.5M unless authorized
1504 W. WASHINGTON ST.	MARQUETTE	49841	MARQUETTE	50M/50M	Construction Costs	less than \$1.5M unless authorized
180 E. US-41	NEGAUNEE	49866	MARQUETTE	20M/20M	Construction Costs	less than \$1.5M unless authorized
180 E. US-41	NEGAUNEE	49866	MARQUETTE	20M/20M	Construction Costs	less than \$1.5M unless authorized
1924 INDUSTRIAL PARKWAY	MARQUETTE	49085	MARQUETTE	100/100 GW-GW	Construction Costs	less than \$1.5M unless authorized
1924 INDUSTRIAL PARKWAY	MARQUETTE	49085	MARQUETTE	60/5 GW-GW	Construction Costs	less than \$1.5M unless authorized
1960 US-41	MARQUETTE	49855	MARQUETTE	50M/50M	Construction Costs	less than \$1.5M unless authorized
1985 W. US-41	ISHPEMING	49424	MARQUETTE	20/3 GW-GW	Construction Costs	less than \$1.5M unless authorized
1990 S. US-41	MARQUETTE	49855	MARQUETTE	20M/20M	Construction Costs	less than \$1.5M unless authorized
234 W. BARAGA AVE.	MARQUETTE	49855	MARQUETTE	50M/50M	Construction Costs	less than \$1.5M unless authorized
234 W. BARAGA AVE.	MARQUETTE	49855	MARQUETTE	20M/20M	Construction Costs	less than \$1.5M unless authorized
410 W. M-35	GWINN	49841	MARQUETTE	20M/20M	Construction Costs	less than \$1.5M unless authorized
425 FISHER ST.	MARQUETTE	49855	MARQUETTE	50M/50M	Construction Costs	less than \$1.5M unless authorized
488 CHERRY CREEK RD.	MARQUETTE	49855	MARQUETTE	20/3 GW-GW	Construction Costs	less than \$1.5M unless authorized
8800 W. M-116	LUDINGTON	49431	MASON	10M/10M	Construction Costs	less than \$1.5M unless authorized
302 N. DELIA	LUDINGTON	49431	MASON	20M/20M	Construction Costs	less than \$1.5M unless authorized
915 DIANA	LUDINGTON	49431	MASON	20M/20M	Construction Costs	less than \$1.5M unless authorized
14372 NORTHLAND DR.	BIG RAPIDS	49307	MECOSTA	600/35 GW-GW	Construction Costs	less than \$1.5M unless authorized
206-A N. MICHIGAN AVE.	BIG RAPIDS	49307	MECOSTA	20M/20M	Construction Costs	less than \$1.5M unless authorized
400 ELM ST.	BIG RAPIDS	49307	MECOSTA	20M/20M	Construction Costs	less than \$1.5M unless authorized
800 WATER TOWER RD.	BIG RAPIDS	49307	MECOSTA	50M/50M	Construction Costs	less than \$1.5M unless authorized
US-2/M-41	HARRIS	49845	MENOMINEE	20M/20M	Construction Costs	less than \$1.5M unless authorized
900 10TH AVE.	MENOMINEE	49858	MENOMINEE	20M/20M	Construction Costs	less than \$1.5M unless authorized

#### NON-RECURRING CHARGES

<i>Address</i>	<i>CITY</i>	<i>ZIP</i>	<i>COUNTY</i>	<i>Current bandwidth Down/Up</i>	<i>Non-recurring Charges description</i>	<i>Non-recurring Charge costs</i>
1305 EIGHTH AVE.	MENOMINEE	49858	MENOMINEE	20M/20M	Construction Costs	less than \$1.5M unless authorized
2612 10TH AVE.	MENOMINEE	49858	MENOMINEE	20M/20M	Construction Costs	less than \$1.5M unless authorized
5420 W. RIVER RD.	STEPHENSON	49887	MENOMINEE	20/2 GW-GW	Construction Costs	less than \$1.5M unless authorized
1409 WASHINGTON	MIDLAND	48640	MIDLAND	20M/20M	Construction Costs	less than \$1.5M unless authorized
1509 WASHINGTON	MIDLAND	48640	MIDLAND	20M/20M	Construction Costs	less than \$1.5M unless authorized
1832 N. SAGINAW	MIDLAND	48640	MIDLAND	20M/20M	Construction Costs	less than \$1.5M unless authorized
220 W. ELLSWORTH ST.	MIDLAND	48640	MIDLAND	20M/20M	Construction Costs	less than \$1.5M unless authorized

#### Non-Recurring Charges

2727 RODD ST.	MIDLAND	48640	MIDLAND	20M/20M	Construction Costs	less than \$1.5M unless authorized
110 S. PINE	LAKE CITY	49651	MISSAUKEE	10M/10M	Construction Costs	less than \$1.5M unless authorized
111 S. CANAL ST.	LAKE CITY	49651	MISSAUKEE	400/20 GW-GW	Construction Costs	less than \$1.5M unless authorized
129 S. MAIN ST.	LAKE CITY	49651	MISSAUKEE	20M/20M	Construction Costs	less than \$1.5M unless authorized
10399 TELEGRAPH RD.	CARLETON	48117	MONROE	25/25 GW-GW	Construction Costs	less than \$1.5M unless authorized
1107 S. TELEGRAPH RD.	MONROE	48161	MONROE	20M/20M	Construction Costs	less than \$1.5M unless authorized
12075 TELEGRAPH RD.	ERIE	48133	MONROE	25/25 GW-GW	Construction Costs	less than \$1.5M unless authorized
125 E. SECOND ST.	MONROE	48161	MONROE	20M/20M	Construction Costs	less than \$1.5M unless authorized
12900 I-75	MONROE	48162	MONROE	20M/20M	Construction Costs	less than \$1.5M unless authorized
2800 STATE PARK RD.	MONROE	48162	MONROE	20M/20M	Construction Costs	less than \$1.5M unless authorized
29 WASHINGTON ST.	MONROE	48161	MONROE	20M/20M	Construction Costs	less than \$1.5M unless authorized
300 JONES AVE.	MONROE	48161	MONROE	100/100 GW-GW	Construction Costs	less than \$1.5M unless authorized
4756 ANN ARBOR RD.	DUNDEE	48131	MONROE	25/25 GW-GW	Construction Costs	less than \$1.5M unless authorized
7200 LEWIS AVE.	TEMPERANCE	48182	MONROE	20M/20M	Construction Costs	less than \$1.5M unless authorized
903 S. TELEGRAPH	MONROE	48161	MONROE	20M/20M	Construction Costs	less than \$1.5M unless authorized
10274 E. BOYER RD.	CARSON CITY	48811	MONTCALM	100M/100M	Construction Costs	less than \$1.5M unless authorized
10300 HOWARD CITY EDMORE RD.	LAKEVIEW	48850	MONTCALM	500/75 GW-GW	Construction Costs	less than \$1.5M unless authorized
609 N. STATE ST.	STANTON	48888	MONTCALM	20M/20M	Construction Costs	less than \$1.5M unless authorized
617 N. STATE ST.	STANTON	48888	MONTCALM	6/6 GW-GW	Construction Costs	less than \$1.5M unless authorized
657 N. STATE ST.	STANTON	48888	MONTCALM	20M/20M	Construction Costs	less than \$1.5M unless authorized
701 S. GREENVILLE WEST DR.	GREENVILLE	48838	MONTCALM	20M/20M	Construction Costs	less than \$1.5M unless authorized
12265 W. M-32	ATLANTA	49709	MONTMORENCY	20M/20M	Construction Costs	less than \$1.5M unless authorized
12519 STATE ST. ELKLAND CENTER	ATLANTA	49709	MONTMORENCY	15/2 GW-GW	Construction Costs	less than \$1.5M unless authorized
13210 M-33	ATLANTA	49709	MONTMORENCY	20M/20M	Construction Costs	less than \$1.5M unless authorized
13490 M-32/M-33	ATLANTA	49709	MONTMORENCY	20M/20M	Construction Costs	less than \$1.5M unless authorized
13501 M-33	ATLANTA	49709	MONTMORENCY	20M/20M	Construction Costs	less than \$1.5M unless authorized
16860 W. M-32	ATLANTA	49709	MONTMORENCY	20M/20M	Construction Costs	less than \$1.5M unless authorized
410 N. STATE	HILLMAN	49746	MONTMORENCY	20M/20M	Construction Costs	less than \$1.5M unless authorized
1485 E. APPLE AVE.	MUSKEGON	49442	MUSKEGON	20M/20M	Construction Costs	less than \$1.5M unless authorized
2225 OLTHOFF DR.	MUSKEGON	49444	MUSKEGON	20M/20M	Construction Costs	less than \$1.5M unless authorized

NON-RECURRING CHARGES						
<i>Address</i>	<i>CITY</i>	<i>ZIP</i>	<i>COUNTY</i>	<i>Current bandwidth Down/Up</i>	<i>Non-recurring Charges description</i>	<i>Non-recurring Charge costs</i>
2500 S. SHERIDAN RD.	MUSKEGON	49444	MUSKEGON	100M/100M	Construction Costs	less than \$1.5M unless authorized
2700 BAKER ST.	MUSKEGON HTS.	49444	MUSKEGON	50M/50M	Construction Costs	less than \$1.5M unless authorized

## Non-Recurring Charges



2715 BAKER ST.	MUSKEGON HTS.	49444	MUSKEGON	20/10 GW-GW	Construction Costs	less than \$1.5M unless authorized
316 MORRIS AVE.	MUSKEGON	49440	MUSKEGON	100/15 GW-GW	Construction Costs	less than \$1.5M unless authorized
3560 MEMORIAL DR.	NORTH MUSKEGON	49445	MUSKEGON	DS1X2 GW-GW	Construction Costs	less than \$1.5M unless authorized
6585 LAKE HARBOR RD.	MUSKEGON	49441	MUSKEGON	20M/20M	Construction Costs	less than \$1.5M unless authorized
985 E. BARNEY ST.	MUSKEGON	49444	MUSKEGON	600/35 GW-GW	Construction Costs	less than \$1.5M unless authorized
990 TERRACE	MUSKEGON	49442	MUSKEGON	20M/20M	Construction Costs	less than \$1.5M unless authorized
1018 NEWELL ST.	WHITE CLOUD	49349	NEWAYGO	20M/20M	Construction Costs	less than \$1.5M unless authorized
1092 NEWELL ST.	WHITE CLOUD	49349	NEWAYGO	20M/20M	Construction Costs	less than \$1.5M unless authorized
360 ADAMS ST.	NEWAYGO	49337	NEWAYGO	100/100 GW-GW	Construction Costs	less than \$1.5M unless authorized
7159 W. 48TH ST.	FREMONT	49412	NEWAYGO	20M/20M	Construction Costs	less than \$1.5M unless authorized
2925 LAPEER RD.	AUBURN HILLS	48326	OAKLAND	20M/20M	Construction Costs	less than \$1.5M unless authorized
1111 E. LONG LAKE RD.	TROY	48083	OAKLAND	20M/20M	Construction Costs	less than \$1.5M unless authorized
1200 N. TELEGRAPH RD.	PONTIAC	48053	OAKLAND	20M/20M	Construction Costs	less than \$1.5M unless authorized
1270 PONTIAC RD.	PONTIAC	48340	OAKLAND	20M/20M	Construction Costs	less than \$1.5M unless authorized
13401 W. TEN MILE RD.	OAK PARK	48237	OAKLAND	20M/20M	Construction Costs	less than \$1.5M unless authorized
14350 TEN MILE RD.	OAK PARK	48237	OAKLAND	100/100 GW-GW	Construction Costs	less than \$1.5M unless authorized
14645 DIXIE HWY.	HOLLY	48442	OAKLAND	50/10 GW-GW	Construction Costs	less than \$1.5M unless authorized
18101 W. NINE MILE RD.	SOUTHFIELD	48075	OAKLAND	50M/50M	Construction Costs	less than \$1.5M unless authorized
18471 HAGGERTY	NORTHVILLE	48167	OAKLAND	100M/100M	Construction Costs	less than \$1.5M unless authorized
20809 DEQUINDRE RD.	HAZEL PARK	48030	OAKLAND	20M/20M	Construction Costs	less than \$1.5M unless authorized
2250 CROOKS RD.	ROCHESTER HILLS	48309	OAKLAND	20M/20M	Construction Costs	less than \$1.5M unless authorized
235 N. SAGINAW ST.	PONTIAC	48058	OAKLAND	20M/20M	Construction Costs	less than \$1.5M unless authorized
23629 INDUSTRIAL PARK DR.	FARMINGTON HILLS	48335	OAKLAND	150/150 GW-GW	Construction Costs	less than \$1.5M unless authorized
25263 TELEGRAPH RD.	SOUTHFIELD	48034	OAKLAND	50/10 GW-GW	Construction Costs	less than \$1.5M unless authorized
25680 W. EIGHT MILE	SOUTHFIELD	48033	OAKLAND	100M/100M	Construction Costs	less than \$1.5M unless authorized
25900 GREENFIELD	OAK PARK	48237	OAKLAND	20M/20M	Construction Costs	less than \$1.5M unless authorized
301 S. CENTER ST.	NORTHVILLE	48167	OAKLAND	20M/20M	Construction Costs	less than \$1.5M unless authorized
30755 MONTEPELIER	MADISON HEIGHTS	48071	OAKLAND	20M/20M	Construction Costs	less than \$1.5M unless authorized
31172 BECK RD.	NOVI	48337	OAKLAND	20M/20M	Construction Costs	less than \$1.5M unless authorized
3500 WIXOM RD.	COMMERCE	48382	OAKLAND	100/100 GW-GW	Construction Costs	less than \$1.5M unless authorized
42145 W. SEVEN MILE RD.	NORTHVILLE	48167	OAKLAND	100/100 GW- GW	Construction Costs	less than \$1.5M unless authorized
4297 ORCHARD LAKE RD.	WEST BLOOMFIELD	48323	OAKLAND	50/10 GW-GW	Construction Costs	less than \$1.5M unless authorized
49601 EIGHT MILE RD	NORTHVILLE	48167	OAKLAND	35/5 GW-GW	Construction Costs	less than \$1.5M unless authorized
51111 WOODWARD AVE.	PONTIAC	48342	OAKLAND	100M/100M	Construction Costs	less than \$1.5M unless authorized
672 N. MILFORD RD.	HIGHLAND	48357	OAKLAND	5M/5M	Construction Costs	less than \$1.5M unless authorized

## Non-Recurring Charges

NON-RECURRING CHARGES						
<i>Address</i>	<i>CITY</i>	<i>ZIP</i>	<i>COUNTY</i>	<i>Current bandwidth Down/Up</i>	<i>Non-recurring Charges description</i>	<i>Non-recurring Charge costs</i>
7090 SASHABAW RD.	CLARKSTON	48348	OAKLAND	20M/20M	Construction Costs	less than \$1.5M unless authorized
800 VANGUARD	PONTIAC	49684	OAKLAND	20M/20M	Construction Costs	less than \$1.5M unless authorized
8100 GRANGE HALL RD.	HOLLY	48442	OAKLAND	20M/20M	Construction Costs	less than \$1.5M unless authorized
216 E. LINCOLN	HART	49420	OCEANA	20M/20M	Construction Costs	less than \$1.5M unless authorized
3740 W. POLK RD.	HART	49420	OCEANA	20M/20M	Construction Costs	less than \$1.5M unless authorized
3793 W. POLK RD.	HART	49420	OCEANA	100/100 GW-GW	Construction Costs	less than \$1.5M unless authorized
4081 W. POLK RD.	HART	49420	OCEANA	20M/20M	Construction Costs	less than \$1.5M unless authorized
844 S. GRISWOLD ST.	HART	49420	OCEANA	25/25 GW-GW	Construction Costs	less than \$1.5M unless authorized
9679 W. STATE PARK RD.	MEARS	49436	OCEANA	20M/20M	Construction Costs	less than \$1.5M unless authorized
2021 FOXRUN	WEST BRANCH	48661	OGEMAW	50/50 GW-GW	Construction Costs	less than \$1.5M unless authorized
2394 W. M-55	WEST BRANCH	48661	OGEMAW	20M/20M	Construction Costs	less than \$1.5M unless authorized
2550 E. ROSE CITY RD.	LUPTON	48653	OGEMAW	20M/20M	Construction Costs	less than \$1.5M unless authorized
444 E. HOUGHTON	WEST BRANCH	48661	OGEMAW	20M/20M	Construction Costs	less than \$1.5M unless authorized
806 W. HOUGHTON	WEST BRANCH	48661	OGEMAW	20M/20M	Construction Costs	less than \$1.5M unless authorized
408 S. COPPER ST	ONTONAGON	49953	ONTONAGON	20M/20M	Construction Costs	less than \$1.5M unless authorized
725 GREENLAND	ONTONAGON	49953	ONTONAGON	1.5M1.5M	Construction Costs	less than \$1.5M unless authorized
728 S. 7TH ST.	ONTONAGON	49953	ONTONAGON	15/2 GW-GW	Construction Costs	less than \$1.5M unless authorized
2897 SIXTEEN MILE RD.	MARION	49665	OSCEOLA	20M/20M	Construction Costs	less than \$1.5M unless authorized
19424 W. US-10	REED CITY	49677	OSCEOLA	20M/20M	Construction Costs	less than \$1.5M unless authorized
21719 HOWARD ST.	REED CITY	49677	OSCEOLA	20M/20M	Construction Costs	less than \$1.5M unless authorized
301 W. UPTON AVE.	REED CITY	49677	OSCEOLA	20M/20M	Construction Costs	less than \$1.5M unless authorized
105 S. COURT ST.	MIO	48647	OSCODA	20M/20M	Construction Costs	less than \$1.5M unless authorized
1161 W. M-72	MIO	48647	OSCODA	20M/20M	Construction Costs	less than \$1.5M unless authorized
200 W. FIFTH ST.	MIO	48647	OSCODA	20M/20M	Construction Costs	less than \$1.5M unless authorized
302 N. MORENCI AVE.	MIO	48647	OSCODA	15/2 GW-GW	Construction Costs	less than \$1.5M unless authorized
311 MORENCI AVE.	MIO	48647	OSCODA	20/20 GW-GW	Construction Costs	less than \$1.5M unless authorized
1088 E. M-32 ST.	GAYLORD	49735	OTSEGO	50M/50M	Construction Costs	less than \$1.5M unless authorized
1732 W. M-32 HWY.	GAYLORD	49735	OTSEGO	20M/20M	Construction Costs	less than \$1.5M unless authorized
2100 W. M-32	GAYLORD	49735	OTSEGO	50M/50M	Construction Costs	less than \$1.5M unless authorized
225 W. MAIN ST.	GAYLORD	49735	OTSEGO	20M/20M	Construction Costs	less than \$1.5M unless authorized
563 OTSEGO	GAYLORD	49735	OTSEGO	100/100 GW-GW	Construction Costs	less than \$1.5M unless authorized
7136 S. US-27	GAYLORD	49734	OTSEGO	5/512 GW-GW	Construction Costs	less than \$1.5M unless authorized
800 LIVINGSTON BLVD.	GAYLORD	49058	OTSEGO	6/6 GW-GW	Construction Costs	less than \$1.5M unless authorized

## Non-Recurring Charges

931 OTSEGO AVE.	GAYLORD	49735	OTSEGO	20M/20M	Construction Costs	less than \$1.5M unless authorized
931 OTSEGO AVE.	GAYLORD	49735	OTSEGO	50M/50M	Construction Costs	less than \$1.5M unless authorized
9966 TWIN LAKES RD.	VANDERBILT	49795	OTSEGO	1G/1G	Construction Costs	less than \$1.5M unless authorized
414 WASHINGTON ST.	GRAND HAVEN	48417	OTTAWA	600/35 GW-GW	Construction Costs	less than \$1.5M unless authorized

NON-RECURRING CHARGES						
<i>Address</i>	<i>CITY</i>	<i>ZIP</i>	<i>COUNTY</i>	<i>Current bandwidth Down/Up</i>	<i>Non-recurring Charges description</i>	<i>Non-recurring Charge costs</i>
1110 ROBBINS RD.	GRAND HAVEN	49417	OTTAWA	20M/20M	Construction Costs	less than \$1.5M unless authorized
121 CLOVER AVE.	HOLLAND TWP.	49423	OTTAWA	20M/20M	Construction Costs	less than \$1.5M unless authorized
12185 JAMES ST.	HOLLAND	49424	OTTAWA	20M/20M	Construction Costs	less than \$1.5M unless authorized
12220 FILLMORE RD.	WEST OLIVE	49460	OTTAWA	20M/20M	Construction Costs	less than \$1.5M unless authorized
1622 S. BEACON BLVD.	GRAND HAVEN	49417	OTTAWA	100/100 GW-GW	Construction Costs	less than \$1.5M unless authorized
2215 OTTAWA BEACH RD.	HOLLAND	49424	OTTAWA	100/100 GW-GW	Construction Costs	less than \$1.5M unless authorized
2215 OTTAWA BEACH RD.	HOLLAND	49424	OTTAWA	20/3 GW-GW	Construction Costs	less than \$1.5M unless authorized
5211 CHERRY	HUDSONVILLE	49426	OTTAWA	20M/20M	Construction Costs	less than \$1.5M unless authorized
587-80 E. 8TH ST.	HOLLAND	49423	OTTAWA	20M/20M	Construction Costs	less than \$1.5M unless authorized
151 E. HURON AVE.	ROGERS CITY	49779	PRESQUE ISLE	20M/20M	Construction Costs	less than \$1.5M unless authorized
164 N. 4th St.	ROGERS CITY	49779	PRESQUE ISLE	20M/20M	Construction Costs	less than \$1.5M unless authorized
246 N. BRADLEY HWY.	ROGERS CITY	49779	PRESQUE ISLE	100/7 GW-GW	Construction Costs	less than \$1.5M unless authorized
5001 N. US-23	ROGERS CITY	49779	PRESQUE ISLE	DS1 GW-GW	Construction Costs	less than \$1.5M unless authorized
180 S. HARRISON RD.	HOUGHTON LAKE	49629	ROSCOMMON	20/3 GW-GW	Construction Costs	less than \$1.5M unless authorized
104 CONSERVATION DR.	ROSCOMMON	48653	ROSCOMMON	80/7 GW-GW	Construction Costs	less than \$1.5M unless authorized
106 STATE PARK DR.	ROSCOMMON	48653	ROSCOMMON	60/5 GW-GW	Construction Costs	less than \$1.5M unless authorized
2565 S. GLADWIN RD.	PRUDENVILLE	48651	ROSCOMMON	100/7 GW-GW	Construction Costs	less than \$1.5M unless authorized
500 LAKE ST.	ROSCOMMON	48653	ROSCOMMON	20M/20M	Construction Costs	less than \$1.5M unless authorized
715 LOXLEY ST.	HOUGHTON LAKE	49629	ROSCOMMON	20M/20M	Construction Costs	less than \$1.5M unless authorized
8717 N. ROSCOMMON RD.	ROSCOMMON	48653	ROSCOMMON	20M/20M	Construction Costs	less than \$1.5M unless authorized
9011 W. LAKE CITY RD.	HOUGHTON LAKE	49629	ROSCOMMON	100/100 GW-GW	Construction Costs	less than \$1.5M unless authorized
115 S. SAGINAW	ST. CHARLES	48655	SAGINAW	100/7 GW-GW	Construction Costs	less than \$1.5M unless authorized
1459 S. GRAHAM RD.	SAGINAW	48609	SAGINAW	20M/20M	Construction Costs	less than \$1.5M unless authorized
1835 TREANOR	SAGINAW	48601	SAGINAW	20M/20M	Construction Costs	less than \$1.5M unless authorized
1931 BAGLEY	SAGINAW	48601	SAGINAW	20M/20M	Construction Costs	less than \$1.5M unless authorized
2402 SALZBURG	FREELAND	48623	SAGINAW	100/100 GW-GW	Construction Costs	less than \$1.5M unless authorized
3510 E. WASHINGTON	SAGINAW	48601	SAGINAW	20M/20M	Construction Costs	less than \$1.5M unless authorized
411 E. GENESEE ST.	SAGINAW	48605	SAGINAW	50M/50M	Construction Costs	less than \$1.5M unless authorized

## Non-Recurring Charges

4212 DIXIE HWY.	SAGINAW	48601	SAGINAW	20M/20M	Construction Costs	less than \$1.5M unless authorized
4404 BAY RD.	SAGINAW	48603	SAGINAW	100/7 GW-GW	Construction Costs	less than \$1.5M unless authorized
515 N. WASHINGTON	SAGINAW	48605	SAGINAW	50M/50M	Construction Costs	less than \$1.5M unless authorized
5777 N. ADAMS	SAGINAW	48604	SAGINAW	20M/20M	Construction Costs	less than \$1.5M unless authorized
5859 SHERMAN RD.	SAGINAW	48604	SAGINAW	50M/50M	Construction Costs	less than \$1.5M unless authorized
618 CASS ST.	SAGINAW	48602	SAGINAW	20M/20M	Construction Costs	less than \$1.5M unless authorized
6296 DIXIE HWY.	BRIDGEPORT	48722	SAGINAW	100/100 GW-GW	Construction Costs	less than \$1.5M unless authorized
9625 PIERCE	FREELAND	48623	SAGINAW	50M/50M	Construction Costs	less than \$1.5M unless authorized
277 E. SANILAC RD.	SANDUSKY	48471	SANILAC	20M/20M	Construction Costs	less than \$1.5M unless authorized

NON-RECURRING CHARGES						
<i>Address</i>	<i>CITY</i>	<i>ZIP</i>	<i>COUNTY</i>	<i>Current bandwidth Down/Up</i>	<i>Non-recurring Charges description</i>	<i>Non-recurring Charge costs</i>
515 S. SANDUSKY RD.	SANDUSKY	48471	SANILAC	20M/20M	Construction Costs	less than \$1.5M unless authorized
60 W. SANILAC RD.	SANDUSKY	48471	SANILAC	20M/20M	Construction Costs	less than \$1.5M unless authorized
480 N INTAKE PARK RD.	MANISTIQUE	49854	SCHOOLCRAFT	60/5 GW-GW	Construction Costs	less than \$1.5M unless authorized
300 WALNUT ST.	MANISTIQUE	49854	SCHOOLCRAFT	20M/20M	Construction Costs	less than \$1.5M unless authorized
401 E. LAKESHORE DR.	MANISTIQUE	49854	SCHOOLCRAFT	100/100 GW-GW	Construction Costs	less than \$1.5M unless authorized
944 S. M-149 HWY.	MANISTIQUE	49854	SCHOOLCRAFT	20M/20M	Construction Costs	less than \$1.5M unless authorized
1025 N SHIAWASSEE	CORUNNA	48817	SHIAWASSEE	20M/20M	Construction Costs	less than \$1.5M unless authorized
1720 E. MAIN ST.	OWOSSO	48867	SHIAWASSEE	20M/20M	Construction Costs	less than \$1.5M unless authorized
7835 PRICE RD.	LAINGSBURG	48848	SHIAWASSEE	20M/20M	Construction Costs	less than \$1.5M unless authorized
100 MCMORRAN BLVD.	PORT HURON	48060	ST. CLAIR	20M/20M	Construction Costs	less than \$1.5M unless authorized
1410 ELMWOOD	PORT HURON	48060	ST. CLAIR	20M/20M	Construction Costs	less than \$1.5M unless authorized
200 GRAND RIVER AVE.	PORT HURON	48060	ST. CLAIR	20M/20M	Construction Costs	less than \$1.5M unless authorized
201 MCMORRAN BLVD.	PORT HURON	48060	ST. CLAIR	20M/20M	Construction Costs	less than \$1.5M unless authorized
220 FORT ST.	PORT HURON	48060	ST. CLAIR	20M/20M	Construction Costs	less than \$1.5M unless authorized
2887 KRAFFT RD.	PORT HURON	48060	ST. CLAIR	20M/20M	Construction Costs	less than \$1.5M unless authorized
2900 LEWIS DR.	PORT HURON	48060	ST. CLAIR	20M/20M	Construction Costs	less than \$1.5M unless authorized
8372 RIVER RD.	MARINE CITY	48039	ST. CLAIR	20M/20M	Construction Costs	less than \$1.5M unless authorized
101 N. US-131	WHITE PIGEON	49099	ST. JOSEPH	50/10 GW-GW	Construction Costs	less than \$1.5M unless authorized
115 DEAN ST.	CENTREVILLE	49032	ST. JOSEPH	6/6 GW-GW	Construction Costs	less than \$1.5M unless authorized
265 N. US-131 ST.	THREE RIVERS	49093	ST. JOSEPH	600/35 GW-GW	Construction Costs	less than \$1.5M unless authorized

## Non-Recurring Charges

620 E. MAIN ST.	CENTREVILLE	49032	ST. JOSEPH	20M/20M	Construction Costs	less than \$1.5M unless authorized
692 E. MAIN ST.	CENTREVILLE	49032	ST. JOSEPH	20M/20M	Construction Costs	less than \$1.5M unless authorized
931 S. CENTERVILLE RD.	STURGIS	49091	ST. JOSEPH	20M/20M	Construction Costs	less than \$1.5M unless authorized
1184 CLEAVER	CARO	48723	TUSCOLA	200/10 GW-GW	Construction Costs	less than \$1.5M unless authorized
1365 CLEAVER RD.	CARO	48723	TUSCOLA	20M/20M	Construction Costs	less than \$1.5M unless authorized
1485 CLEAVER RD.	CARO	48723	TUSCOLA	100/100 GW-GW	Construction Costs	less than \$1.5M unless authorized
150 MILLWOOD	CARO	48723	TUSCOLA	10M/10M	Construction Costs	less than \$1.5M unless authorized
2000 CHAMBERS RD.	CARO	48723	TUSCOLA	100M/100M	Construction Costs	less than \$1.5M unless authorized
207 E. GRANT	CARO	48723	TUSCOLA	20M/20M	Construction Costs	less than \$1.5M unless authorized
449 GREEN ST.	CARO	48723	TUSCOLA	20M/20M	Construction Costs	less than \$1.5M unless authorized
1003 E. MICHIGAN AVE.	PAW PAW	49079	VAN BUREN	20M/20M	Construction Costs	less than \$1.5M unless authorized
108 W. MICHIGAN AVE.	PAW PAW	49079	VAN BUREN	100/100 GW-GW	Construction Costs	less than \$1.5M unless authorized
205 S. KALAMAZOO	PAW PAW	49079	VAN BUREN	20M/20M	Construction Costs	less than \$1.5M unless authorized
212 PAW PAW ST.	PAW PAW	49079	VAN BUREN	6/6 GW-GW	Construction Costs	less than \$1.5M unless authorized
23960 RUGGLES RD.	SOUTH HAVEN	49090	VAN BUREN	20M/20M	Construction Costs	less than \$1.5M unless authorized
32849 RED ARROW	PAW PAW	49079	VAN BUREN	20M/20M	Construction Costs	less than \$1.5M unless authorized
34270 C.R. 652	MATTAWAN	49071	VAN BUREN	5M/5M	Construction Costs	less than \$1.5M unless authorized

NON-RECURRING CHARGES						
<i>Address</i>	<i>CITY</i>	<i>ZIP</i>	<i>COUNTY</i>	<i>Current bandwidth Down/Up</i>	<i>Non-recurring Charges description</i>	<i>Non-recurring Charge costs</i>
43255 60TH ST.	PAW PAW	49079	VAN BUREN	20M/20M	Construction Costs	less than \$1.5M unless authorized
57150 C.R. 681	HARTFORD	49057	VAN BUREN	20M/20M	Construction Costs	less than \$1.5M unless authorized
9235 BLUE STAR MEMORIAL HWY.	SOUTH HAVEN	49090	VAN BUREN	20M/20M	Construction Costs	less than \$1.5M unless authorized
1113 S. MAIN	CHELSEA	48118	WASHTENAW	20M/20M	Construction Costs	less than \$1.5M unless authorized
16345 MCCLURE RD.	CHELSEA	48118	WASHTENAW	20M/20M	Construction Costs	less than \$1.5M unless authorized
22 CENTER ST.	YPSILANTI	48197	WASHTENAW	50M/50M	Construction Costs	less than \$1.5M unless authorized
220 N. MAIN	ANN ARBOR	48107	WASHTENAW	20M/20M	Construction Costs	less than \$1.5M unless authorized
295 N. MAPLE RD.	ANN ARBOR	48103	WASHTENAW	20M/20M	Construction Costs	less than \$1.5M unless authorized
3201 BEMIS RD.	YPSILANTI	48197	WASHTENAW	250M/250M	Construction Costs	less than \$1.5M unless authorized
3201 BEMIS RD.	YPSILANTI	48197	WASHTENAW	250M/250M	Construction Costs	less than \$1.5M unless authorized
3810 PACKARD RD.	ANN ARBOR	48108	WASHTENAW	20M/20M	Construction Costs	less than \$1.5M unless authorized
400 N. INGALLS AVE.	ANN ARBOR	48107	WASHTENAW	50/50 GW-GW	Construction Costs	less than \$1.5M unless authorized

## Non-Recurring Charges



4675 WASHTENAW	ANN ARBOR	48108	WASHTENAW	20M/20M	Construction Costs	less than \$1.5M unless authorized
610 E UNIVERSITY	ANN ARBOR	48109	WASHTENAW	20M/20M	Construction Costs	less than \$1.5M unless authorized
1060 W. FORT ST.	DETROIT	48209	WAYNE	20M/20M	Construction Costs	less than \$1.5M unless authorized
1060 W. FORT ST.	DETROIT	48209	WAYNE	100M/100M	Construction Costs	less than \$1.5M unless authorized
12111 TELEGRAPH	TAYLOR	48180	WAYNE	1000/35 GW-GW	Construction Costs	less than \$1.5M unless authorized
12140 JOSEPH CAMPAU	HAMTRAMCK	48212	WAYNE	20M/20M	Construction Costs	less than \$1.5M unless authorized
13331 LYNDON ST.	DETROIT	48227	WAYNE	20M/20M	Construction Costs	less than \$1.5M unless authorized
14061 LAPPIN	DETROIT	48205	WAYNE	50M/50M	Construction Costs	less than \$1.5M unless authorized
14634 MACK AVE.	DETROIT	48236	WAYNE	20M/20M	Construction Costs	less than \$1.5M unless authorized
1500 E. FERRY	DETROIT	48211	WAYNE	20M/20M	Construction Costs	less than \$1.5M unless authorized
1600 ALGONQUIN	DETROIT	48215	WAYNE	20M/20M	Construction Costs	less than \$1.5M unless authorized
164 E. COLUMBIA	BELLEVILLE	48111	WAYNE	20M/20M	Construction Costs	less than \$1.5M unless authorized
16820 JAMES COUZENS HWY.	DETROIT	48235	WAYNE	20M/20M	Construction Costs	less than \$1.5M unless authorized
17176 FARMINGTON RD.	LIVONIA	48153	WAYNE	20M/20M	Construction Costs	less than \$1.5M unless authorized
17455 GRAND RIVER AVE.	DETROIT	48227	WAYNE	20M/20M	Construction Costs	less than \$1.5M unless authorized
17500 LAHSER RD.	DETROIT	48219	WAYNE	20M/20M	Construction Costs	less than \$1.5M unless authorized
17500 LIVERNOIS	DETROIT	48221	WAYNE	20M/20M	Construction Costs	less than \$1.5M unless authorized
1757 SOUTHFIELD RD.	LINCOLN PARK	48146	WAYNE	20M/20M	Construction Costs	less than \$1.5M unless authorized
17601 MOUND	DETROIT	48226	WAYNE	50M/50M	Construction Costs	less than \$1.5M unless authorized
1777 THIRD ST.	DETROIT	48226	WAYNE	100M/100M	Construction Costs	less than \$1.5M unless authorized
1801 ATWATER ST.	DETROIT	48207	WAYNE	20M/20M	Construction Costs	less than \$1.5M unless authorized
1801 E. CANFIELD	DETROIT	48207	WAYNE	50M/50M	Construction Costs	less than \$1.5M unless authorized
18050 DEERING ST.	LIVONIA	48150	WAYNE	20M/20M	Construction Costs	less than \$1.5M unless authorized
18412 TELEGRAPH RD.	BROWNSTOWN TWP.	48174	WAYNE	20M/20M	Construction Costs	less than \$1.5M unless authorized
19251 MACK AVE.	GROSS POINT	48236	WAYNE	20M/20M	Construction Costs	less than \$1.5M unless authorized

NON-RECURRING CHARGES						
<i>Address</i>	<i>CITY</i>	<i>ZIP</i>	<i>COUNTY</i>	<i>Current bandwidth Down/Up</i>	<i>Non-recurring Charges description</i>	<i>Non-recurring Charge costs</i>
19340 GREENVIEW AVE.	DETROIT	48203	WAYNE	50M/50M	Construction Costs	less than \$1.5M unless authorized
20220 W. SEVEN MILE RD.	DETROIT	48203	WAYNE	20M/20M	Construction Costs	less than \$1.5M unless authorized
20500 EUREKA	TAYLOR	48180	WAYNE	20M/20M	Construction Costs	less than \$1.5M unless authorized
21572 ECORSE RD.	TAYLOR	48180	WAYNE	20M/20M	Construction Costs	less than \$1.5M unless authorized
2524 CLARK ST.	DETROIT	48209	WAYNE	20M/20M	Construction Costs	less than \$1.5M unless authorized
25637 ECORSE RD.	TAYLOR	48180	WAYNE	20M/20M	Construction Costs	less than \$1.5M unless authorized
25700 JOY RD.	REDFORD	48239	WAYNE	20M/20M	Construction Costs	less than \$1.5M unless authorized

## Non-Recurring Charges

26355 MICHIGAN AVE.	INKSTER	48141	WAYNE	50M/50M	Construction Costs	less than \$1.5M unless authorized
27260 PLYMOUTH RD.	REDFORD	48239	WAYNE	20M/20M	Construction Costs	less than \$1.5M unless authorized
27540 MICHIGAN AVE.	INKSTER	48141	WAYNE	20M/20M	Construction Costs	less than \$1.5M unless authorized
28 W. ADAMS ST.	DETROIT	48226	WAYNE	150/20 GW-GW	Construction Costs	less than \$1.5M unless authorized
2835 BAGLEY AVE.	DETROIT	48216	WAYNE	20M/20M	Construction Costs	less than \$1.5M unless authorized
2835 BAGLEY AVE.	DETROIT	48216	WAYNE	20M/20M	Construction Costs	less than \$1.5M unless authorized
2901 GRAND RIVER	DETROIT	48226	WAYNE	100M/100M	Construction Costs	less than \$1.5M unless authorized
30246 PLYMOUTH RD.	LIVONIA	48150	WAYNE	20M/20M	Construction Costs	less than \$1.5M unless authorized
3040 VAN HORN	TRENTON	48183	WAYNE	20M/20M	Construction Costs	less than \$1.5M unless authorized
3044 W. GRAND BLVD.	DETROIT	48202	WAYNE	20M/20M	Construction Costs	less than \$1.5M unless authorized
30901 PALMER RD.	WESTLAND	48186	WAYNE	100M/100M	Construction Costs	less than \$1.5M unless authorized
33231 PLYMOUTH RD.	LIVONIA	48150	WAYNE	20M/20M	Construction Costs	less than \$1.5M unless authorized
35731 MICHIGAN AVE.	WAYNE	48184	WAYNE	20M/20M	Construction Costs	less than \$1.5M unless authorized
426 CLINTON	DETROIT	48226	WAYNE	20M/20M	Construction Costs	less than \$1.5M unless authorized
44675 HELM CT.	PLYMOUTH	48170	WAYNE	20M/20M	Construction Costs	less than \$1.5M unless authorized
4729 CONNER	DETROIT	48211	WAYNE	20M/20M	Construction Costs	less than \$1.5M unless authorized
5090 SCHAEFER RD.	DEARBORN	48126	WAYNE	20M/20M	Construction Costs	less than \$1.5M unless authorized
5300 LAWTON	DETROIT	49208	WAYNE	20M/20M	Construction Costs	less than \$1.5M unless authorized
555 E. LAFAYETTE	DETROIT	48225	WAYNE	100M/100M	Construction Costs	less than \$1.5M unless authorized
580 E. WARREN AVE.	DETROIT	48201	WAYNE	20M/20M	Construction Costs	less than \$1.5M unless authorized
6090 N. WAYNE RD.	WESTLAND	48185	WAYNE	20M/20M	Construction Costs	less than \$1.5M unless authorized
645 GRISWOLD	DETROIT	48207	WAYNE	20M/20M	Construction Costs	less than \$1.5M unless authorized
6510 TELEGRAPH RD.	TAYLOR	48180	WAYNE	20M/20M	Construction Costs	less than \$1.5M unless authorized
8565 N. LILLEY RD.	CANTON	48187	WAYNE	20M/20M	Construction Costs	less than \$1.5M unless authorized
8655 GREENFIELD	DETROIT	48228	WAYNE	20M/20M	Construction Costs	less than \$1.5M unless authorized
9001 JOSEPH CAMPAU	HAMTRAMCK	48212	WAYNE	20M/20M	Construction Costs	less than \$1.5M unless authorized
9023 JOSEPH CAMPAU ST.	HAMTRAMCK	48212	WAYNE	50M/50M	Construction Costs	less than \$1.5M unless authorized
920 FORT ST.	LINCOLN PARK	48146	WAYNE	20M/20M	Construction Costs	less than \$1.5M unless authorized
99 PLEASURE DRIVE	DETROIT	48207	WAYNE	20M/20M	Construction Costs	less than \$1.5M unless authorized
100 MAY ST.	CADILLAC	49601	WEXFORD	20M/20M	Construction Costs	less than \$1.5M unless authorized

10641 W. WATERGATE	CADILLAC	49601	WEXFORD	<i>bandwith Down/Up</i>
120 W. CHAPIN ST.	CADILLAC	49601	WEXFORD	20M/20M
1911 N. MITCHELL	CADILLAC	49601	WEXFORD	50M/50M
				20M/20M

## Non-Recurring Charges



401 N. LAKE ST.	CADILLAC	49601	WEXFORD	20M/20M
521 N. MICHIGAN	MANTON	49663	WEXFORD	60/5 GW-GW
6093 M-115	CADILLAC	49601	WEXFORD	20/3 GW-GW
6801 THIRTY MILE RD.	HARRIETTA	49638	WEXFORD	20M/20M
7711 S. US-131 HWY.	CADILLAC	49601	WEXFORD	100/100 GW-GW
7915 S. US-131 HWY.	CADILLAC	49601	WEXFORD	20M/20M
8015 MACKINAW TRAIL	CADILLAC	49601	WEXFORD	20M/20M
6801 THIRTY MILE RD.	HARRIETTA	49638	WEXFORD	20M/20M
521 N. MICHIGAN	MANTON	49663	WEXFORD	60/5 GW-GW
Hosting Center LSHC	Dimondale	48821	Ingham	10G/10G
Hosting Center Mason	Lansing	48933	Ingham	10G/10G

Special construction for access circuits are not known at this time and would be addressed after the order has been submitted or a site survey for any potential additional cost. Construction costs will not exceed \$1.5 million unless authorized by the SOM.

### Level 3 DDoS Mitigation Clean Bandwidth-based Pricing

DDoS Mitigation Service Description	Kit Name	Monthly Recurring Charges	Non-Recurring Charges
Level 3 - DDoS Clean Traffic Bandwidth -On-Demand - US (100 Mbps Clean Traffic) Total DDoS clean traffic return provisioned across production site(s). The clean traffic return may be shared across multiple sites and include, on-demand protection and up to a total of 256 protected /24 IPv4 or /48 IPv6.	Level 3 - DDoS Clean Traffic Bandwidth -On-Demand - US (100 Mbps Clean Traffic)	\$ 840.00	Waived
Level 3 - DDoS Clean Traffic Bandwidth -On-Demand - US (200 Mbps Clean Traffic) Total DDoS clean traffic return provisioned across production site(s). The clean traffic return may be shared across multiple sites and include, on-demand protection and up to a total of 256 protected /24 IPv4 or /48 IPv6.	Level 3 - DDoS Clean Traffic Bandwidth -On-Demand - US (200 Mbps Clean Traffic)	1,000.00	Waived
Level 3 - DDoS Clean Traffic Bandwidth -On-Demand - US (500 Mbps Clean Traffic) Total DDoS clean traffic return provisioned across production site(s). The clean traffic return may be shared across multiple sites and include, on-demand protection and up to a total of 256 protected /24 IPv4 or /48 IPv6.	Level 3 - DDoS Clean Traffic Bandwidth -On-Demand - US (500 Mbps Clean Traffic)	\$ 1,200.00	Waived
Level 3 - DDoS Clean Traffic Bandwidth -On-Demand - US (1 GB Clean Traffic) Total DDoS clean traffic return provisioned across production site(s). The clean traffic return may be shared across multiple sites and include, on-demand protection and up to a total of 256 protected /24 IPv4 or /48 IPv6.	Level 3 - DDoS Clean Traffic Bandwidth -On-Demand - US (1 GB Clean Traffic)	\$ 1,650.00	Waived
Level 3 - DDoS Clean Traffic Bandwidth -On-Demand - US (2 GB Clean Traffic) Total DDoS clean traffic return provisioned across production site(s). The clean traffic return may be shared across multiple sites and include, on-demand protection and up to a total of 256 protected /24 IPv4 or /48 IPv6.	Level 3 - DDoS Clean Traffic Bandwidth -On-Demand - US (2 GB Clean Traffic)	\$ 2,600.00	Waived
Level 3 - DDoS Clean Traffic Bandwidth -On-Demand - US (3 GB Clean Traffic) Total DDoS clean traffic return provisioned across production site(s). The clean traffic return may be shared across multiple sites and include, on-demand protection and up to a total of 256 protected /24 IPv4 or /48 IPv6.	Level 3 - DDoS Clean Traffic Bandwidth -On-Demand - US (3 GB Clean Traffic)	\$ 3,120.00	Waived
Level 3 - DDoS Clean Traffic Bandwidth -On-Demand - US (4 GB Clean Traffic) Total DDoS clean traffic return provisioned across production site(s). The clean traffic return may be shared across multiple sites and include, on-demand protection and up to a total of 256 protected /24 IPv4 or /48 IPv6.	Level 3 - DDoS Clean Traffic Bandwidth -On-Demand - US (4 GB Clean Traffic)	\$ 3,680.00	Waived
Level 3 - DDoS Clean Traffic Bandwidth -On-Demand - US (5 GB Clean Traffic) Total DDoS clean traffic return provisioned across production site(s). The clean traffic return may be shared across multiple sites and include, on-demand protection and up to a total of 256 protected /24 IPv4 or /48 IPv6.	Level 3 - DDoS Clean Traffic Bandwidth -On-Demand - US (5 GB Clean Traffic)	\$ 4,200.00	Waived
Level 3 - DDoS Clean Traffic Bandwidth -On-Demand - US (10 GB Clean Traffic) Total DDoS clean traffic return provisioned across production site(s). The clean traffic return may be shared across multiple sites and include, on-demand protection and up to a total of 256 protected /24 IPv4 or /48 IPv6.	Level 3 - DDoS Clean Traffic Bandwidth -On-Demand - US (10 GB Clean Traffic)	\$6,600.00	Waived
Level 3 - DDoS Clean Traffic Bandwidth -On-Demand - US (20 GB Clean Traffic) Total DDoS clean traffic return provisioned across production site(s). The clean traffic return may be shared across multiple sites and include, on-demand protection and up to a total of 256 protected /24 IPv4 or /48 IPv6.	Level 3 - DDoS Clean Traffic Bandwidth -On-Demand - US (20 GB Clean Traffic)	\$10,250.00	Waived
Level 3 - DDoS Clean Traffic Bandwidth -On-Demand - US (30 GB Clean Traffic) Total DDoS clean traffic return provisioned across production site(s). The clean traffic return may be shared across multiple sites and include, on-demand protection and up to a total of 256 protected /24 IPv4 or /48 IPv6.	Level 3 - DDoS Clean Traffic Bandwidth -On-Demand - US (30 GB Clean Traffic)	\$14,400.00	Waived

Level 3 - DDoS Clean Traffic Bandwidth -On-Demand - US (40 GB Clean Traffic) Total DDoS clean traffic return provisioned across production site(s). The clean traffic return may be shared across multiple sites and include, on-demand protection and up to a total of 256 protected /24 IPv4 or /48 IPv6.	Level 3 - DDoS Clean Traffic Bandwidth - On-Demand - US (40 GB Clean Traffic)	\$18,550.00	Waived
Level 3 - DDoS Clean Traffic Bandwidth -On-Demand - US (100 GB Clean Traffic) Total DDoS clean traffic return provisioned across production site(s). The clean traffic return may be shared across multiple sites and include, on-demand protection and up to a total of 256 protected /24 IPv4 or /48 IPv6.	Level 3 - DDoS Clean Traffic Bandwidth - On-Demand - US (100 GB Clean Traffic)	ICB*	Waived
Level 3 - DDoS Clean Traffic Bandwidth -Always-On - US (100 Mbps Clean Traffic) Total DDoS clean traffic return provisioned across production site(s). The clean traffic return may be shared across multiple sites and include, always-on protection and up to a total of 256 protected /24 IPv4 or /48 IPv6.	Level 3 - DDoS Clean Traffic Bandwidth - Always-On - US (100 Mbps Clean Traffic)	\$2,700.00	Waived
Level 3 - DDoS Clean Traffic Bandwidth -Always-On - US (200 Mbps Clean Traffic) Total DDoS clean traffic return provisioned across production site(s). The clean traffic return may be shared across multiple sites and include, always-on protection and up to a total of 256 protected /24 IPv4 or /48 IPv6.	Level 3 - DDoS Clean Traffic Bandwidth - Always-On - US (200 Mbps Clean Traffic)	\$3,780.00	Waived
Level 3 - DDoS Clean Traffic Bandwidth -Always-On - US (500 Mbps Clean Traffic) Total DDoS clean traffic return provisioned across production site(s). The clean traffic return may be shared across multiple sites and include, always-on protection and up to a total of 256 protected /24 IPv4 or /48 IPv6.	Level 3 - DDoS Clean Traffic Bandwidth - Always-On - US (500 Mbps Clean Traffic)	\$4,455.00	Waived
Level 3 - DDoS Clean Traffic Bandwidth -Always-On - US (1 GB Clean Traffic) Total DDoS clean traffic return provisioned across production site(s). The clean traffic return may be shared across multiple sites and include, always-on protection and up to a total of 256 protected /24 IPv4 or /48 IPv6.	Level 3 - DDoS Clean Traffic Bandwidth - Always-On - US (1 GB Clean Traffic)	\$6,660.00	Waived
Level 3 - DDoS Clean Traffic Bandwidth -Always-On - US (2 GB Clean Traffic) Total DDoS clean traffic return provisioned across production site(s). The clean traffic return may be shared across multiple sites and include, always-on protection and up to a total of 256 protected /24 IPv4 or /48 IPv6.	Level 3 - DDoS Clean Traffic Bandwidth - Always-On - US (2 GB Clean Traffic)	\$10,980.00	Waived
Level 3 - DDoS Clean Traffic Bandwidth -Always-On - US (3 GB Clean Traffic) Total DDoS clean traffic return provisioned across production site(s). The clean traffic return may be shared across multiple sites and include, always-on protection and up to a total of 256 protected /24 IPv4 or /48 IPv6.	Level 3 - DDoS Clean Traffic Bandwidth - Always-On - US (3 GB Clean Traffic)	\$13,770.00	Waived
Level 3 - DDoS Clean Traffic Bandwidth -Always-On - US (4 GB Clean Traffic) Total DDoS clean traffic return provisioned across production site(s). The clean traffic return may be shared across multiple sites and include, always-on protection and up to a total of 256 protected /24 IPv4 or /48 IPv6.	Level 3 - DDoS Clean Traffic Bandwidth - Always-On - US (4 GB Clean Traffic)	\$15,840.00	Waived
Level 3 - DDoS Clean Traffic Bandwidth -Always-On - US (5 GB Clean Traffic) Total DDoS clean traffic return provisioned across production site(s). The clean traffic return may be shared across multiple sites and include, always-on protection and up to a total of 256 protected /24 IPv4 or /48 IPv6.	Level 3 - DDoS Clean Traffic Bandwidth - Always-On - US (5 GB Clean Traffic)	\$18,675.00	Waived
Level 3 - DDoS Clean Traffic Bandwidth -Always-On - US (10 GB Clean Traffic) Total DDoS clean traffic return provisioned across production site(s). The clean traffic return may be shared across multiple sites and include, always-on protection and up to a total of 256 protected /24 IPv4 or /48 IPv6.	Level 3 - DDoS Clean Traffic Bandwidth - Always-On - US (10 GB Clean Traffic)	\$28,800.00	Waived
Level 3 - DDoS Clean Traffic Bandwidth -Always-On - US (20 GB Clean Traffic) Total DDoS clean traffic return provisioned across production site(s). The clean traffic return may be shared across multiple sites and include, always-on protection and up to a total of 256 protected /24 IPv4 or /48 IPv6.	Level 3 - DDoS Clean Traffic Bandwidth - Always-On - US (20 GB Clean Traffic)	\$39,000.00	Waived

Level 3 - DDoS Clean Traffic Bandwidth -Always-On - US (30 GB Clean Traffic) Total DDoS clean traffic return provisioned across production site(s). The clean traffic return may be shared across multiple sites and include, always-on protection and up to a total of 256 protected /24 IPv4 or /48 IPv6.	Level 3 - DDoS Clean Traffic Bandwidth - Always-On - US (30 GB Clean Traffic)	\$46,000.00	Waived
Level 3 - DDoS Clean Traffic Bandwidth -Always-On - US (40 GB Clean Traffic) Total DDoS clean traffic return provisioned across production site(s). The clean traffic return may be shared across multiple sites and include, always-on protection and up to a total of 256 protected /24 IPv4 or /48 IPv6.	Level 3 - DDoS Clean Traffic Bandwidth - Always-On - US (40 GB Clean Traffic)	\$56,100.00	Waived
Level 3 - DDoS Clean Traffic Bandwidth -Always-On - US (100 GB Clean Traffic) Total DDoS clean traffic return provisioned across production site(s). The clean traffic return may be shared across multiple sites and include, always-on protection and up to a total of 256 protected /24 IPv4 or /48 IPv6.	Level 3 - DDoS Clean Traffic Bandwidth - Always-On - US (100 GB Clean Traffic)	ICB*	Waived
DDoS clean traffic return path to customer site utilizing a logical on Level 3 Internet.	Level 3 - DDoS - Internet Direct Clean Traffic Return Path	\$300.00	Waived
DDoS clean traffic return path to customer site utilizing a GRE tunnel over the Internet per protected routers (two GRE tunnels per router).	Level 3 - DDoS - GRE Clean Traffic Return Path	\$300.00	Waived
DDoS clean traffic return path to customer site utilizing a Level 3 IP VPN.	Level 3 - DDoS - IP VPN Direct Clean Traffic Return Path	\$ 300.00	Waived
Client Border Router(s) or Level 3 Provider Edge Router Interface(s) provisioned and monitored with Flow Monitoring service. Max. 1,000 flows per second; sampling 1024:1 or 1000:1 required	Level 3 - DDoS - FBM Monitoring	\$300.00	Waived
Unlimited Protected Subnets	Level 3 - DDoS - Unlimited Protected Subnet	\$2,400.00	Waived
The service is available with up to 10 user tokens. Additional tokens can be purchased in the qty of 10	Level 3 - Additional 2FA Tokens (per Quantity of 10)	\$100.00	Waived
"Level 3 - DDoS Application Monitoring and Mitigation Cloud Signaling (Charge per Pravail mitigation appliance) Customer owns and manages the appliance"	Level 3 - DDoS Application Monitoring and Mitigation Cloud Signaling	\$300.00	Waived
Emergency Install for GRE clean traffic return only	Level 3 - Emergency Install for GRE clean traffic return only	N/A	\$10,000.00
Managed AED	Level 3 - Managed AED	ICB*	ICB*
NOTE: All NRCs are subject to be waived except the \$10,000 NRC for Emergency Install on GRE clean traffic return			

\*Individual Case Basis

### DIA Port Pricing Only

Port Price Only*	Port Speed
\$ 117.72	10 Mbps Port
\$ 140.24	20 Mbps Port
\$ 171.80	30 Mbps Port
\$ 181.09	40 Mbps Port
\$ 187.00	50 Mbps Port
\$ 195.03	60 Mbps Port
\$ 213.62	70 Mbps Port
\$ 217.35	80 Mbps Port
\$ 222.91	90 Mbps Port
\$ 252.25	100 Mbps Port
\$ 252.25	100 Mbps Port
\$ 329.71	200 Mbps Port
\$ 385.42	300 Mbps Port
\$ 408.65	400 Mbps Port
\$ 439.25	500 Mbps Port
\$ 515.45	600 Mbps Port
\$ 547.93	700 Mbps Port
\$ 580.45	800 Mbps Port
\$ 590.95	900 Mbps Port
\$ 597.97	1000 Mbps Port
\$ 597.97	1000 Mbps Port
\$ 1,133.02	2000 Mbps Port
\$ 1,546.31	3000 Mbps Port
\$ 1,838.20	4000 Mbps Port
\$ 2,001.42	5000 Mbps Port
\$ 2,340.37	6000 Mbps Port
\$ 2,637.62	7000 Mbps Port
\$ 2,855.83	8000 Mbps Port
\$ 3,064.85	9000 Mbps Port
\$ 3,296.99	10000 Mbps Port
*Local Access additional	

### IPVPN Port Pricing Only

Port Price Only*	Port Speed
\$ 127.26	10 Mbps Port
\$ 152.51	20 Mbps Port
\$ 186.85	30 Mbps Port
\$ 196.95	40 Mbps Port
\$ 205.03	50 Mbps Port
\$ 212.10	60 Mbps Port
\$ 232.30	70 Mbps Port
\$ 236.34	80 Mbps Port
\$ 242.40	90 Mbps Port
\$ 245.43	100 Mbps Port
\$ 245.43	100 Mbps Port
\$ 358.55	200 Mbps Port
\$ 419.15	300 Mbps Port
\$ 444.40	400 Mbps Port
\$ 495.91	500 Mbps Port
\$ 560.55	600 Mbps Port
\$ 595.90	700 Mbps Port
\$ 631.25	800 Mbps Port
\$ 666.60	900 Mbps Port
\$ 688.82	1000 Mbps Port
\$ 688.82	1000 Mbps Port
\$ 1,232.20	2000 Mbps Port
\$ 1,681.65	3000 Mbps Port
\$ 1,994.75	4000 Mbps Port
\$ 2,176.55	5000 Mbps Port
\$ 2,545.20	6000 Mbps Port
\$ 2,868.40	7000 Mbps Port
\$ 3,105.75	8000 Mbps Port
\$ 3,333.00	9000 Mbps Port
\$ 3,585.50	10000 Mbps Port
*Local Access additional	

# SCHEDULE C – INSURANCE REQUIREMENTS

1. **General Requirements.** Contractor, at its sole expense, must maintain the insurance coverage as specified herein for the duration of the Term. Minimum limits may be satisfied by any combination of primary liability, umbrella or excess liability, and self-insurance coverage. To the extent damages are covered by any required insurance, Contractor waives all rights against the State for such damages. Failure to maintain required insurance does not limit this waiver.
2. **Qualification of Insurers.** Except for self-insured coverage, all policies must be written by an insurer with an A.M. Best rating of A- VII or higher unless otherwise approved by DTMB Enterprise Risk Management.
3. **Primary and Non-Contributory Coverage.** All policies for which the State of Michigan is required to be named as an additional insured must be on a primary and non-contributory basis.
4. **Claims-Made Coverage.** If any required policies provide claims-made coverage, Contractor must:
  - a. Maintain coverage and provide evidence of coverage for at least 3 years after the later of the expiration or termination of the Contract or the completion of all its duties under the Contract;
  - b. Purchase extended reporting coverage for a minimum of 3 years after completion of work if coverage is cancelled or not renewed, and not replaced with another claims-made policy form with a retroactive date prior to the Effective Date of this Contract.
5. **Proof of Insurance.**
  - a. Insurance certificates showing evidence of coverage as required herein must be submitted to [DTMB-RiskManagement@michigan.gov](mailto:DTMB-RiskManagement@michigan.gov) within 10 days of the contract execution date.
  - b. Renewal insurance certificates must be provided on annual basis or as otherwise commensurate with the effective dates of coverage for any insurance required herein.
  - c. Insurance certificates must be in the form of a standard ACORD Insurance Certificate unless otherwise approved by DTMB Enterprise Risk Management.
  - d. All insurance certificates must clearly identify the Contract Number (e.g., notated under the Description of Operations on an ACORD form).
  - e. In the event any required coverage is cancelled or not renewed, Contractor must provide written notice to DTMB Enterprise Risk Management no later than 5 business days following such cancellation or nonrenewal.
6. **Subcontractors.** Contractor is responsible for ensuring its subcontractors carry and maintain insurance coverage, appropriate for the work being performed.
7. **Limits of Coverage & Specific Endorsements.**

Required Limits	Additional Requirements
<b>Commercial General Liability Insurance</b>	
<b>Minimum Limits:</b> <b>\$1,000,000 Each Occurrence</b> <b>\$1,000,000 Personal &amp; Advertising Injury</b>	The State of Michigan, its departments, divisions, agencies, offices, commissions, officers, employees, and agents” as additional insureds.

Required Limits	Additional Requirements
<b>\$2,000,000</b> <b>Products/Completed</b> <b>Operations</b> <b>\$2,000,000 General Aggregate</b>	
<b>Automobile Liability Insurance</b>	
<b>Minimum Limits:</b> <b>\$1,000,000 Per Accident</b>	The State of Michigan, its departments, divisions, agencies, offices, commissions, officers, employees, and agents" as additional insureds; and (2) include Hired and Non-Owned Automobile coverage.
<b>Workers' Compensation Insurance</b>	
<b>Minimum Limits:</b> <b>Coverage according to</b> <b>applicable laws governing</b> <b>work activities.</b>	
<b>Employers Liability Insurance</b>	
<b>Minimum Limits:</b> <b>\$500,000 Each Accident</b> <b>\$500,000 Each Employee by</b> <b>Disease</b> <b>\$500,000 Aggregate Disease</b>	
<b>Professional Liability (Errors and Omissions) Insurance</b>	
<b>Minimum Limits:</b> <b>\$3,000,000 Each Occurrence</b> <b>\$3,000,000 Annual Aggregate</b>	

- 8. Non-Waiver.** This Schedule C is not intended to and is not to be construed in any manner as waiving, restricting or limiting the liability of either party for any obligations under this Contract, including any provisions hereof requiring Contractor to indemnify, defend and hold harmless the State.



# SCHEDULE D – SERVICE LEVEL AGREEMENT

---

1. **Definitions.** For purposes of this Schedule, the following terms have the meanings set forth below. All initial capitalized terms in this Schedule that are not defined in this **Schedule** shall have the respective meanings given to them in the Contract Terms and Conditions.

“**Actual Uptime**” means the total minutes in the Service Period that the Hosted Services are Available.

“**Availability**” has the meaning set forth in **Section 2.1**.

“**Availability Requirement**” has the meaning set forth in **Section 2.1**.

“**Available**” has the meaning set forth in **Section 2.1**.

“**Contact List**” means a current list of Contractor contacts and telephone numbers set forth in the attached **Schedule D – Attachment 1** to this Schedule to enable the State to escalate its Support Requests, including: (a) the first person to contact; and (b) the persons in successively more qualified or experienced positions to provide the support sought.

“**Corrective Action Plan**” has the meaning set forth in **Section 3.9**.

“**Critical Service Error**” has the meaning set forth in **Section 3.5**.

“**Exceptions**” has the meaning set forth in **Section 2.2**.

“**High Service Error**” has the meaning set forth in **Section 3.5**.

“**Hosted Services**” means the hosting, management and operation of the Operating Environment, Software, other services (including support and subcontracted services), and related resources for remote electronic access and use by the State and its Authorized Users, including any services and facilities related to disaster recovery obligations.

“**Low Service Error**” has the meaning set forth in **Section 3.5**.

“**Maintenance Release**” means any update, upgrade, release or other adaptation or modification of the Software, including any updated Documentation, that Contractor may generally provide to its licensees from time to time during the Term, which may contain, among other things, error corrections, enhancements, improvements or other changes to the user interface, functionality, compatibility, capabilities, performance, efficiency or quality of the Software.

“**Medium Service Error**” has the meaning set forth in **Section 3.5**.

“**New Version**” means any new version of the Software, including any updated Documentation, that the Contractor may from time to time introduce and market generally as a distinct licensed product, as may be indicated by Contractor's designation of a new version number.

“**Operating Environment**” means, collectively, the platform, environment and conditions on, in or under which the Software is intended to be installed and operate, as set forth in a Statement of Work, including such structural, functional and other features, conditions and components as hardware, operating software, system architecture, configuration, computing hardware, ancillary equipment, networking, software, firmware, databases, data, and electronic systems (including database management systems).

“**Resolve**” has the meaning set forth in **Section 3.6**.

**"RPO" or "Recovery Point Objective"** means the maximum amount of potential data loss in the event of a disaster.

**"RTO" or "Recovery Time Objective"** means the maximum period of time to fully restore the Hosted Services in the case of a disaster.

**"Scheduled Downtime"** has the meaning set forth in **Section 2.3**.

**"Scheduled Uptime"** means the total minutes in the Service Period.

**"Service Availability Credits"** has the meaning set forth in **Section 2.6(a)**.

**"Service Error"** means any failure of any Hosted Service to be Available or otherwise perform in accordance with this Schedule.

**"Service Level Credits"** has the meaning set forth in **Section 3.8**.

**"Service Level Failure"** means a failure to perform the Software Support Services fully in compliance with the Support Service Level Requirements.

**"Service Period"** has the meaning set forth in **Section 2.1**.

**"Software Support Services"** has the meaning set forth in **Section 3**.

**"State Systems"** means the information technology infrastructure, including the computers, software, databases, electronic systems (including database management systems) and networks, of the State or any of its designees.

**"Support Hours"** means 24 hours, 7 days a week.

**"Support Request"** has the meaning set forth in **Section 3.5**.

**"Support Service Level Requirements"** has the meaning set forth in **Section 3.4**.

## **2. Software Service Availability and Service Availability Credits.**

**2.1. Availability Requirement.** Contractor will make the Hosted Services and Software Available, as measured over the course of each calendar month during the Term and any additional periods during which Contractor does or is required to perform any Hosted Services (each such calendar month, a **"Service Period"**), at least 99.98% of the time, excluding only the time the Hosted Services are not Available solely as a result of one or more Exceptions (the **"Availability Requirement"**). **"Available"** means the Hosted Services and Software are available and operable for access and use by the State and its Authorized Users over the Internet in material conformity with the Contract. **"Availability"** has a correlative meaning. The Hosted Services and Software are not considered Available in the event of a material performance degradation or inoperability of the Hosted Services and Software, in whole or in part. The Availability Requirement will be calculated for the Service Period as follows:  $(\text{Actual Uptime} - \text{Total Minutes in Service Period Hosted Services or Software are not Available Due to an Exception}) \div (\text{Scheduled Uptime} - \text{Total Minutes in Service Period Hosted Services or Software are not Available Due to an Exception}) \times 100 = \text{Availability}$ .

**2.2. Exceptions.** No period of Hosted Services degradation or inoperability will be included in calculating Availability to the extent that such downtime or degradation is due to any of the following (**"Exceptions"**):

- (a) Failures of the State's or its Authorized Users' internet connectivity;
- (b) Scheduled Downtime as set forth in **Section 2.3**.

**2.3 Scheduled Downtime.** Contractor must notify the State at least twenty-four (24) hours in advance of all scheduled outages of the Hosted Services or Software in whole or in part (“**Scheduled Downtime**”). All such scheduled outages will: (a) last no longer than five (5) hours; (b) be scheduled between the hours of 12:00 a.m. and 5:00 a.m., Eastern Time; and (c) occur no more frequently than once per week; provided that Contractor may request the State to approve extensions of Scheduled Downtime above five (5) hours, and such approval by the State may not be unreasonably withheld or delayed.

**2.4 Software Response Time.** Software response time, defined as the interval from the time the end user sends a transaction to the time a visual confirmation of transaction completion is received, must be less than two (2) seconds for 98% of all transactions. Unacceptable response times shall be considered to make the Software unavailable and will count against the Availability Requirement.

**2.5 Service Availability Reports.** Within thirty (30) days after the end of each Service Period, Contractor will provide to the State a report describing the Availability and other performance of the Hosted Services and Software during that calendar month as compared to the Availability Requirement. The report must be in electronic or such other form as the State may approve in writing and shall include, at a minimum: (a) the actual performance of the Hosted Services and Software relative to the Availability Requirement; and (b) if Hosted Service performance has failed in any respect to meet or exceed the Availability Requirement during the reporting period, a description in sufficient detail to inform the State of the cause of such failure and the corrective actions the Contractor has taken and will take to ensure that the Availability Requirement are fully met.

**2.6 Remedies for Service Availability Failures.**

- (a) If the actual Availability of the Hosted Services and Software is less than the Availability Requirement for any Service Period, such failure will constitute a Service Error for which Contractor will issue to the State the following credits on the fees payable for Hosted Services and Software provided during the Service Period (“**Service Availability Credits**”):

Availability	Credit of Fees of Affected Service
≥99.98%	None
<99.98% but ≥99.0%	15%
<99.0% but ≥95.0%	50%
<95.0%	100%

- (b) Any Service Availability Credits due under this **Section** will be applied in accordance with payment terms of the Contract.
- (c) If the actual Availability of the Hosted Services and Software is less than the Availability Requirement in any two (2) of four (4) consecutive Service Periods, then, in addition to all other remedies available to the State, the State may terminate the Contract on written notice to Contractor with no liability, obligation or penalty to the State by reason of such termination.

**3. Support and Maintenance Services.** Contractor will provide IT Environment Service and Software maintenance and support services (collectively, “**Software Support Services**”) in accordance with the provisions of this **Section 3**. The Software Support Services are included in the Services, and Contractor may not assess any additional fees, costs or charges for such Software Support Services.

**3.1 Support Service Responsibilities.** Contractor will:

- (b) correct all Service Errors in accordance with the Support Service Level Requirements, including by providing defect repair, programming corrections and remedial programming;
- (c) provide unlimited telephone support,
- (d) provide unlimited online support 24 hours a day, seven days a week;
- (e) provide online access to technical support bulletins and other user support information and forums, to the full extent Contractor makes such resources available to its other customers; and
- (f) respond to and Resolve Support Requests as specified in this **Section 3.5**.

**3.2 Service Monitoring and Management.** Contractor will continuously monitor and manage the Hosted Services and Software to optimize Availability that meets or exceeds the Availability Requirement. Such monitoring and management includes:

- (a) proactively monitoring on a twenty-four (24) hour by seven (7) day basis all Hosted Service functions, servers, firewall and other components of Hosted Service security;
- (b) if such monitoring identifies, or Contractor otherwise becomes aware of, any circumstance that is reasonably likely to threaten the Availability of the Hosted Service, taking all necessary and reasonable remedial measures to promptly eliminate such threat and ensure full Availability; and
- (c) if Contractor receives knowledge that the Hosted Service or any Hosted Service function or component is not Available (including by written notice from the State pursuant to the procedures set forth herein):
  - (i) confirming (or disconfirming) the outage by a direct check of the associated facility or facilities;
  - (ii) If Contractor’s facility check in accordance with clause (i) above confirms a Hosted Service outage in whole or in part: (A) notifying the State in writing pursuant to the procedures set forth herein that an outage has occurred, providing such details as may be available, including a Contractor trouble ticket number, if appropriate, and time of outage; and (B) working all problems causing and caused by the outage until they are Resolved as Critical Service Errors in accordance with the Support Request Classification set forth in **Section 3.5** and **3.6**, or, if determined to be an internet provider problem, open a trouble ticket with the internet provider; and
  - (iii) Notifying the State that Contractor has fully corrected the outage and any related problems, along with any pertinent findings or action taken to close the trouble ticket.

**3.3 Service Maintenance.** Contractor will continuously maintain the Hosted Services and Software to optimize Availability that meets or exceeds the Availability Requirement. Such maintenance services include providing to the State and its Authorized Users:

- (a) all updates, bug fixes, enhancements, Maintenance Releases, New Versions and other improvements to the Hosted Services and Software, including the Software, that Contractor provides at no additional charge to its other similarly situated customers; provided that Contractor shall consult with the State and is required to receive State approval prior to modifying or upgrading Hosted Services and Software, including Maintenance Releases and New Versions of Software; and
- (b) all such services and repairs as are required to maintain the Hosted Services and Software or are ancillary, necessary or otherwise related to the State's or its Authorized Users' access to or use of the Hosted Services and Software, so that the Hosted Services and Software operate properly in accordance with the Contract and this Schedule.

**3.4 Support Service Level Requirements.** Contractor will correct all Service Errors and respond to and Resolve all Support Requests in accordance with the required times and other terms and conditions set forth in this **Section 3.4 ("Support Service Level Requirements")**, and the Contract.

**3.5 Support Requests.** The State will classify its requests for Service Error corrections in accordance with the descriptions set forth in the chart below (each a "**Support Request**"). The State will notify Contractor of Support Requests by email, telephone or such other means as the parties may hereafter agree to in writing.

<b>Support Request Classification</b>	<b>Description: Any Service Error Comprising or Causing any of the Following Events or Effects</b>
Critical Service Error	<ul style="list-style-type: none"> <li>• Issue affecting entire system or single critical production function;</li> <li>• System down or operating in materially degraded state;</li> <li>• Data integrity at risk;</li> <li>• Declared a Critical Support Request by the State; or</li> <li>• Widespread access interruptions</li> </ul>
High Service Error	<ul style="list-style-type: none"> <li>• Primary component failure that materially impairs its performance; or</li> <li>• Data entry or access is materially impaired on a limited basis.</li> </ul>
Medium Service Error	<ul style="list-style-type: none"> <li>• IT Environment Services and Software is operating with minor issues that can be addressed with an acceptable (as determined by the State) temporary work around</li> </ul>
Low Service Error	<ul style="list-style-type: none"> <li>• Request for assistance, information, or services that are routine in nature.</li> </ul>

**3.6 Response and Resolution Time Service Levels.** Response and Resolution times will be measured from the time Contractor receives a Support Request until the respective times Contractor has (i) responded to, in the case of response time and (ii) Resolved such Support Request, in the case of Resolution time. "**Resolve**" (including "**Resolved**",

**“Resolution”** and correlative capitalized terms) means that, as to any Service Error, Contractor has provided the State the corresponding Service Error correction and the State has confirmed such correction and its acceptance thereof. Contractor will respond to and Resolve all Service Errors within the following times based on the severity of the Service Error:

<b>Support Request Classification</b>	<b>Service Level Metric (Required Response Time)</b>	<b>Service Level Metric (Required Resolution Time)</b>	<b>Service Level Credits (For Failure to Respond to any Support Request Within the Corresponding Response Time)</b>	<b>Service Level Credits (For Failure to Resolve any Support Request Within the Corresponding Required Resolution Time)</b>
Critical Service Error	One (1) hour	Three (3) hours	Five percent (5%) of the Fees for the month in which the initial Service Level Failure begins and five percent (5%) of such monthly Fees for each additional hour or portion thereof that the corresponding Service Error is not responded to within the required response time.	Five percent (5%) of the Fees for the month in which the initial Service Level Failure begins and five percent (5%) of such monthly Fees for the first additional hour or portion thereof that the corresponding Service Error remains un-Resolved, which amount will thereafter double for each additional one-hour increment.
High Service Error	One (1) hour	Four (4) hours	Three percent (3%) of the Fees for the month in which the initial Service Level Failure begins and three percent (3%) of such monthly Fees for each additional hour or portion thereof that the corresponding Service Error is not responded to within the required response time.	Three percent (3%) of the Fees for the month in which the initial Service Level Failure begins and three percent (3%) of such monthly Fees for the first additional hour or portion thereof that the corresponding Service Error remains un-Resolved, which

Support Request Classification	Service Level Metric (Required Response Time)	Service Level Metric (Required Resolution Time)	Service Level Credits (For Failure to Respond to any Support Request Within the Corresponding Response Time)	Service Level Credits (For Failure to Resolve any Support Request Within the Corresponding Required Resolution Time)
				amount will thereafter double for each additional one-hour increment.
Medium Service Error	Three (3) hours	Two (2) Business Days	N/A	N/A
Low Service Error	Three (3) hours	Five (5) Business Days	N/A	N/A

- 3.7 Escalation.** With respect to any Critical Service Error Support Request, until such Support Request is Resolved, Contractor will escalate that Support Request within sixty (60) minutes of the receipt of such Support Request by the appropriate Contractor support personnel, including, as applicable, the Contractor Project Manager and Contractor's management or engineering personnel, as appropriate.
- 3.8 Support Service Level Credits.** Failure to achieve any of the Support Service Level Requirements for Critical and High Service Errors will constitute a Service Level Failure for which Contractor will issue to the State the corresponding service credits set forth in **Section 3.6 ("Service Level Credits")** in accordance with payment terms set forth in the Contract.
- 3.9 Corrective Action Plan.** If two or more Critical Service Errors occur in any thirty (30) day period during (a) the Term or (b) any additional periods during which Contractor does or is required to perform any Hosted Services, Contractor will promptly investigate the root causes of these Service Errors and provide to the State within five (5) Business Days of its receipt of notice of the second such Support Request an analysis of such root causes and a proposed written corrective action plan for the State's review, comment and approval, which, subject to and upon the State's written approval, shall be a part of, and by this reference is incorporated in, the Contract as the parties' corrective action plan (the "**Corrective Action Plan**"). The Corrective Action Plan must include, at a minimum: (a) Contractor's commitment to the State to devote the appropriate time, skilled personnel, systems support and equipment and other resources necessary to Resolve and prevent any further occurrences of the Service Errors giving rise to such Support Requests; (b) a strategy for developing any programming, software updates, fixes, patches, etc. necessary to remedy, and prevent any further occurrences of, such Service Errors; and (c) time frames for implementing the Corrective Action Plan. There will be no additional charge for Contractor's preparation or implementation of the Corrective Action Plan in the time frames and manner set forth therein.



**4. Data Storage, Backup, Restoration and Disaster Recovery.** Contractor must maintain or cause to be maintained backup redundancy and disaster avoidance and recovery procedures designed to safeguard State Data and the State's other Confidential Information, Contractor's Processing capability and the availability of the IT Environment Services and Software, in each case throughout the Term and at all times in connection with its actual or required performance of the Services hereunder. All backed up State Data shall be located in the continental United States. The force majeure provisions of this Contract do not limit Contractor's obligations under this section.

**4.2 Data Storage.** Contractor will provide sufficient storage capacity to meet the needs of the State at no additional cost.

**4.3 Data Backup.** Contractor will conduct, or cause to be conducted, daily back-ups of State Data and perform, or cause to be performed, other periodic offline back-ups of State Data on at least a weekly basis and store and retain such back-ups as specified in **Schedule A**. Contractor must, within five (5) Business Days of the State's request, provide the State, without charge and without any conditions or contingencies whatsoever (including but not limited to the payment of any fees due to Contractor), an extract of State Data in the format specified by the State.

**4.4 Data Restoration.** If the data restoration is required due to the actions or inactions of the Contractor or its subcontractors, Contractor will promptly notify the State and complete actions required to restore service to normal production operation. If requested, Contractor will restore data from a backup upon written notice from the State. Contractor will restore the data within one (1) Business Day of the State's request. Contractor will provide data restorations at its sole cost and expense.

**4.5 Disaster Recovery.** Throughout the Term and at all times in connection with its actual or required performance of the Services, Contractor will maintain and operate a backup and disaster recovery plan to achieve a Recovery Point Objective (RPO) of 24 hours, and a Recovery Time Objective (RTO) of 24 hours (the "**DR Plan**"), and implement such DR Plan in the event of any unplanned interruption of the Hosted Services. Contractor's current DR Plan, revision history, and any reports or summaries relating to past testing of or pursuant to the DR Plan are attached as **Schedule F**. Contractor will actively test, review and update the DR Plan on at least an annual basis using industry best practices as guidance. Contractor will provide the State with copies of all such updates to the Plan within fifteen (15) days of its adoption by Contractor. All updates to the DR Plan are subject to the requirements of this **Section 3**; and provide the State with copies of all reports resulting from any testing of or pursuant to the DR Plan promptly after Contractor's receipt or preparation. If Contractor fails to reinstate all material Hosted Services and Software within the periods of time set forth in the DR Plan, the State may, in addition to any other remedies available under this Contract, in its sole discretion, immediately terminate this Contract as a non-curable default.

## **5. Wide-Area Network Service Level Standards**

The Contractor will be expected to provide the State the following credits if any of the SLA mentioned are not met within the requirements set forth:

- Network Availability (Performance)
- Latency
- Jitter
- Packet Loss

If latency, jitter, or packet loss occur and exceed the standard in the table set forth below the Contractor will incur one-hour total violation per month per site. At each site, after the first hour of performance loss/violation hour, vendor will credit State 1/30 of the total monthly occurring cost for each violation hour at that site. Credits to be calculated reported and applied, at the latest, in the next billing cycle.

<b>Class Rank</b>	<b>Network Availability Not to be less than</b>	<b>Latency Not to Exceed:</b>	<b>Acceptable Packet Loss % Not to Exceed:</b>	<b>Monthly WAN Time to Repair (TTR) Not to Exceed Metric:</b>
Class 1	99.999% Requires Dual Router	50 ms	2%	4.0 hours
Class 2	99.95%	75 ms	2%	4.0 hours
Class 3	99.85%	100 ms	2%	4.0 hours
Class 4	99.00%	150 ms	3%	8.0 hours

### 1.1 **Additional Network Service Level Standard Requirements**

The Contractor will adhere to the WAN Service Class Availability (SCA) to measure service performance.

The Contractor will adhere to the following formula used to measure SCA: Service Class Down Time (SCD) = The total number of out-of-service hours for a given Service Class divided by the total number of site service hours, within service class x 100. Agreed-upon, prescheduled maintenance windows are excluded from out-of-service hours. The Contractor will report the percentage of time the network was down and the percentage of time the network was available in total Per Site/Service Class.

A “**Service Class 1**” site consists of a site equipped with the following high availability options; redundant access transport service with diversely routed paths and enters the site on separate cable entrances, router redundant power supply, and router UPS system.

A “**Service Class 2**” site consists of A site equipped with the following high availability options; redundant access transport service with same path or equipped with an access transport backup option, and router UPS system.

A Service Class 2 site will be equipped with UPS 10-minute capacity allowing generator backup to resume.

A “**Service Class 3**” site is a site that is not equipped with the necessary redundant options to qualify as Service Class 1 or 2.

A “**Service Class 4**” site is a site connected to a commercial ISP.

The Contractor will measure the monthly WAN Edge Router Latency metric: The Latency Compliancy Rate (LCR) = Total number of edge router service hours (8,760 per year) where, on a per-site basis, average latency exceeded threshold, divided by the total number of edge router service hours. Contractor will include the interface specific DNS device name of the Edge Router and the monthly average round trip response time.

The Contractor will measure the Edge Router Latency performance on a per-site basis:

- A series of 10 real-time media packets will be sent to each destination at 10-minute measurement intervals.

- The series results are averaged. These series averages are then averaged across an hour to determine compliance.

Any hourly average that exceeds the objective is marked as a violation. Each hour is then marked if it is violation free or not. The hourly marking is used to develop the daily, weekly, and monthly averages of violation free hours and retained.

The Contractor will provide the State a view into network performance statistics to identify potential network problem devices and to troubleshoot network problems within the State of Michigan's WAN.

The Contractor will measure the monthly WAN Jitter metric (Packet Delay Variation):

- A series of 10 real-time media packets will be sent to each destination at 10-minute measurement intervals.
- The series results are averaged. These series averages are then averaged across an hour to determine compliance.
- Any hourly average that exceeds the objective is marked as a violation. Each hour is then marked if it is violation free or not. The hourly marking is used to develop the daily, weekly, and monthly averages of violation free hours and retained.

The Contractor will measure the monthly WAN packet loss metric:

- The number of dropped packets divided by the total number of packets transmitted and received over an hourly interval at the Edge Router.
- Any hourly average that exceeds the objective is marked as a violation. Each hour is then marked if it is violation free or not. The hourly marking is used to develop the daily, weekly, and monthly averages of violation free hours and retained.

The Contractor will include the interface specific DNS device name of the Edge Router and the monthly packet loss metric. This data may be audited by the State or a designated third-party. The Contractor will not exceed packet loss of 2% per site or less than the objective as stated in the Packet Loss by Service Class.

The Contractor will measure the Monthly WAN Time to Repair (TTR) metric. The time will be measured from the time a trouble ticket is established at the Contractor's Network Operations Center (NOC) through any means until the Contractor's trouble ticket is changed to resolved status after site validation.

The Contractor will measure the Monthly WAN Software MAC (Move/Add/Change) Request metric:

- Number of MAC requests completed on or prior to the due date during the reporting period.
- Total number of MAC requests completed during the reporting period. Compliance =  $A/B \times 100$  (The result is a percentage)
  - A = Number of MAC orders completed on time.
  - B = Total number of MAC orders submitted within the measured timeframe.

The Contractor will include the number of tickets closed during the reporting period, the average successful MAC Request completion time, the number of tickets whose resolution time was greater than the average and the number of tickets whose resolution time was less than the average.

The Contractor will measure the Monthly WAN Hardware MAC (Move/Add/Change) Request metric:

- Number of MAC requests completed on or prior to the due date during the reporting period.
- Total number of MAC requests completed during the reporting period. Compliance =  $A/B \times 100$  (The result is a percentage)

The Contractor will include the number of tickets closed during the reporting period, the average successful MAC Request completion time, the number of tickets whose resolution time was greater than the average and the number of tickets whose resolution time was less than the average.

The Contractor will ensure that its internal personnel are also aware of all changes, so they don't respond inappropriately to notifications during a change window.

For maintenance affecting only one site, the Contractor will work with the State to schedule the best time for the outage.

Class Rank	Network Availability Not to be less than	Latency Not to Exceed:	The monthly WAN Jitter Not to Exceed metric (Packet Delay Variation):	Acceptable Packet Loss % Not to Exceed:	Monthly WAN Time to Repair (TTR) Not to Exceed Metric:
Class 1	99.999% Requires Dual Routers	50 ms	20 ms Internet N/A	2%	4.0 hours
Class 2	99.95%	75 ms	20 ms Internet N/A	2%	4.0 hours
Class 3	99.85%	100 ms	20 ms Internet N/A	2%	4.0 hours
Class 4	99.00%	150 ms	50 ms Internet N/A	3%	hours

Availability	Credit of Fees
	None
$\geq 99.98\%$ $< 99.98\%$ but $\geq 99.0\%$ $< 99.0\%$ but $95.0\%$	15%
	50%
$< 95.0\%$	100%

# SCHEDULE E – DATA SECURITY REQUIREMENTS

---

**1. Definitions.** For purposes of this Schedule, the following terms have the meanings set forth below. All initial capitalized terms in this Schedule that are not defined in this **Schedule** shall have the respective meanings given to them in the Contract.

“**Contractor Security Officer**” has the meaning set forth in **Section 2** of this Schedule.

“**FedRAMP**” means the Federal Risk and Authorization Management Program, which is a federally approved risk management program that provides a standardized approach for assessing and monitoring the security of cloud products and services.

“**FISMA**” means The Federal Information Security Modernization Act of 2014 (Pub.L. No. 113-283 (Dec. 18, 2014.)).

“**Hosting Provider**” means any Permitted Subcontractor that is providing any or all of the Hosted Services under this Contract.

“**NIST**” means the National Institute of Standards and Technology.

“**PCI**” means the Payment Card Industry.

“**PSP**” or “**PSPs**” means the State’s IT Policies, Standards and Procedures.

“**SSAE**” means Statement on Standards for Attestation Engagements.

“**Security Accreditation Process**” has the meaning set forth in **Section 6** of this Schedule

**2. Security Officer.** Contractor will appoint a Contractor employee to respond to the State’s inquiries regarding the security of the Hosted Services who has sufficient knowledge of the security of the Hosted Services and the authority to act on behalf of Contractor in matters pertaining thereto (“**Contractor Security Officer**”).

**3. Contractor Responsibilities.** Contractor is responsible for establishing and maintaining a data privacy and information security program, including physical, technical, administrative, and organizational safeguards, that is designed to:

- (a) ensure the security and confidentiality of the State Data;
- (b) protect against any anticipated threats or hazards to the security or integrity of the State Data;
- (c) protect against unauthorized disclosure, access to, or use of the State Data;
- (d) ensure the proper disposal of any State Data in Contractor’s or its subcontractor’s possession; and
- (e) ensure that all Contractor Personnel comply with the foregoing.

The State has established Information Technology (IT) PSPs to protect IT resources under the authority outlined in the overarching State 1305.00 Enterprise IT Policy. In no case will the safeguards of Contractor’s data privacy and information security program be less stringent than

the safeguards used by the State, and Contractor must at all times comply with all applicable public and non-public State IT policies and standards, of which the publicly available ones are at <https://www.michigan.gov/dtmb/policies/it-policies>.

This responsibility also extends to all service providers and subcontractors with access to State Data or an ability to impact the contracted solution. Contractor responsibilities are determined from the PSPs based on the services being provided to the State, the type of IT solution, and the applicable laws and regulations.

**4. Acceptable Use Standard.** To the extent that Contractor has access to the State's IT environment, Contractor must comply with the State's Acceptable Use Standard, see <https://www.michigan.gov/dtmb/-/media/Project/Websites/dtmb/Law-and-Policies/IT-Policy/13400013002-Acceptable-Use-of-Information-Technology-Standard.pdf>. All Contractor Personnel will be required, in writing, to agree to the State's Acceptable Use Standard before accessing State systems or Data. The State reserves the right to terminate Contractor's and/or subcontractor(s) or any Contractor Personnel's access to State systems if the State determines a violation has occurred.

**5. Protection of State's Information.** Throughout the Term and at all times in connection with its actual or required performance of the Services, Contractor will:

5.1 If Hosted Services are provided by a Hosting Provider, ensure each Hosting Provider maintains FedRAMP authorization for all Hosted Services environments throughout the Term, and in the event a Hosting Provider is unable to maintain FedRAMP authorization, the State, at its sole discretion, may either a) require the Contractor to move the Software and State Data to an alternative Hosting Provider selected and approved by the State at Contractor's sole cost and expense without any increase in Fees, or b) immediately terminate this Contract for cause.

5.2 for Hosted Services provided by the Contractor, maintain either a FedRAMP authorization or an annual SSAE 18 SOC 2 Type II audit based on State required NIST Special Publication 800-53 MOD Controls using identified controls and minimum values as established in applicable State PSPs.

5.3 ensure that the Software and State Data is securely stored, hosted, supported, administered, accessed, developed and backed up in the continental United States, and the data center(s) in which State Data resides minimally meets Uptime Institute Tier 3 standards (<https://www.uptimeinstitute.com/>), or its equivalent;

5.4 maintain and enforce an information security program including safety and physical and technical security policies and procedures with respect to its Processing of the State Data that complies with the requirements of the State's data security policies as set forth in this Contract, and must, at a minimum, remain compliant with FISMA and NIST Special Publication 800-53 MOD Controls using identified controls and minimum values as established in applicable State PSPs;

5.5 Throughout the Term, Contractor must not provide Hardware or Services from the list of excluded parties in the [System for Award Management \(SAM\)](#) for entities excluded from receiving federal government awards for "covered telecommunications equipment or services.

5.6 provide technical and organizational safeguards against accidental, unlawful or unauthorized access to or use, destruction, loss, alteration, disclosure, encryption, transfer, commingling or processing of such information that ensure a level of security appropriate to the risks presented by the processing of State Data and the nature of such State Data, consistent with best industry practice and applicable standards (including, but not limited to, compliance with FISMA, NIST, CMS, IRS, FBI, SSA, HIPAA, FERPA and PCI requirements as applicable);

5.7 take all reasonable measures to:

- (a) secure and defend all locations, equipment, systems and other materials and facilities employed in connection with the Services against “malicious actors” and others who may seek, without authorization, to destroy, disrupt, damage, encrypt, modify, copy, access or otherwise use Hosted Services or the information found therein; and
- (b) prevent (i) the State and its Authorized Users from having access to the data of other customers or such other customer’s users of the Services; (ii) State Data from being commingled with or contaminated by the data of other customers or their users of the Services; and (iii) unauthorized access to any of the State Data;

5.8 ensure that State Data is encrypted in transit and at rest using FIPS validated AES encryption modules and a key size of 128 bits or higher;

5.9 ensure the Hosted Services support Identity Federation/Single Sign-on (SSO) capabilities using Security Assertion Markup Language (SAML), Open Authentication (OAuth) or comparable State approved mechanisms;

5.10 ensure the Hosted Services implements NIST compliant multi-factor authentication for privileged/administrative and other identified access.

5.11 Contractor must permanently sanitize or destroy the State’s information, including State Data, from all media both digital and nondigital including backups using National Security Agency (“NSA”) and/or National Institute of Standards and Technology (“NIST”) (NIST Guide for Media Sanitization 800-88) data sanitization methods or as otherwise instructed by the State. Contractor must sanitize information system media, both digital and non-digital, prior to disposal, release out of its control, or release for reuse as specified above.

**6. Security Accreditation Process.** Throughout the Term, Contractor will assist the State, at no additional cost, with its **Security Accreditation Process**, which includes the development, completion and on-going maintenance of a system security plan (SSP) using the State’s automated governance, risk and compliance (GRC) platform, which requires Contractor to submit evidence, upon request from the State, in order to validate Contractor’s security controls within two weeks of the State’s request. On an annual basis, or as otherwise required by the State such as for significant changes, re-assessment of the system’s controls will be required to receive and maintain authority to operate (ATO). All identified risks from the SSP will be remediated through a Plan of Action and Milestones (POAM) process with remediation time frames and required evidence based on the risk level of the identified risk. For all findings associated with the Contractor’s solution, at no additional cost, Contractor will be required to create or assist with the creation of State approved POAMs, perform related remediation activities, and provide evidence of compliance. The State will make any decisions on acceptable risk, Contractor may request risk acceptance, supported by compensating controls, however only



the State may formally accept risk. Failure to comply with this section will be deemed a material breach of the Contract.

**7. Unauthorized Access.** Contractor may not access, and must not permit any access to, State systems, in whole or in part, whether through the Hosted Services or otherwise, without the State's express prior written authorization. Such authorization may be revoked by the State in writing at any time in its sole discretion. Any access to State systems must be solely in accordance with the Contract and this Schedule, and in no case exceed the scope of the State's authorization pursuant to this Section. All State-authorized connectivity or attempted connectivity to State systems shall be only through the State's security gateways and firewalls and in compliance with the State's security policies set forth in the Contract as the same may be supplemented or amended by the State and provided to Contractor from time to time.

## **8. Security Audits.**

8.1 During the Term, Contractor will maintain complete and accurate records of its data protection practices, IT security controls, and the security logs relating to State Data, including but not limited to any backup, disaster recovery or other policies, practices or procedures relating to the State Data and any other information relevant to its compliance with this Contract.

8.2 Without limiting any other audit rights of the State, the State has the right to review Contractor's data privacy and information security program prior to the commencement of Services and from time to time during the term of this Contract. The State, at its own expense, is entitled to perform, or to have performed, an on-site audit of Contractor's data privacy and information security program. If the State chooses to perform an on-site audit, Contractor will, make all such records, appropriate personnel and relevant materials available during normal business hours for inspection and audit by the State or an independent data security expert that is reasonably acceptable to Contractor, provided that the State: (i) gives Contractor at least five (5) Business Days prior notice of any such audit; (ii) undertakes such audit no more than once per calendar year, except for good cause shown; and (iii) conducts or causes to be conducted such audit in a manner designed to minimize disruption of Contractor's normal business operations and that complies with the terms and conditions of all data confidentiality, ownership, privacy, security and restricted use provisions of the Contract. The State may, but is not obligated to, perform such security audits, which shall, at the State's option and request, include penetration and security tests, of any and all Hosted Services and their housing facilities and operating environments.

8.3 During the Term, Contractor will, when requested by the State, provide a copy of Contractor's and Hosting Provider's FedRAMP System Security Plan(s) or SOC 2 Type 2 report(s) to the State within two weeks of the State's request. The System Security Plan and SSAE audit reports will be recognized as Contractor's Confidential Information.

8.4 With respect to State Data, Contractor must implement any required safeguards as identified by the State or by any audit of Contractor's data privacy and information security program.

8.5 The State reserves the right, at its sole election, to immediately terminate this Contract or a Statement of Work without limitation and without liability if the State determines that Contractor fails or has failed to meet its obligations under this **Section 8**.

**9. Application Scanning.** During the Term, Contractor must, at its sole cost and expense, scan all Contractor provided applications, and must analyze, remediate and validate all vulnerabilities identified by the scans as required by the State Secure Web Application and other applicable PSPs.

Contractor's application scanning and remediation must include each of the following types of scans and activities:

9.1 Dynamic Application Security Testing (DAST) – Scanning interactive application for vulnerabilities, analysis, remediation, and validation (may include Interactive Application Security Testing (IAST)).

(a) Contractor must either a) grant the State the right to dynamically scan a deployed version of the Software; or b) in lieu of the State performing the scan, Contractor must dynamically scan a deployed version of the Software using a State approved application scanning tool, and provide the State with a vulnerabilities assessment after Contractor has completed such scan. These scans and assessments i) must be completed and provided to the State quarterly (dates to be provided by the State) and for each major release; and ii) scans must be completed in a non-production environment with verifiable matching source code and supporting infrastructure configurations or the actual production environment.

9.2 Static Application Security Testing (SAST) - Scanning source code for vulnerabilities, analysis, remediation, and validation.

(a) For Contractor provided applications, Contractor, at its sole expense, must provide resources to complete static application source code scanning, including the analysis, remediation and validation of vulnerabilities identified by application source code scans. These scans must be completed for all source code initially, for all updated source code, and for all source code for each major release and Contractor must provide the State with a vulnerability assessment after Contractor has completed the required scans.

9.3 Software Composition Analysis (SCA) – Third Party and/or Open Source Scanning for vulnerabilities, analysis, remediation, and validation.

(a) For Software that includes third party and open source software, all included third party and open source software must be documented and the source supplier must be monitored by the Contractor for notification of identified vulnerabilities and remediation. SCA scans may be included as part of SAST and DAST scanning or employ the use of an SCA tool to meet the scanning requirements. These scans must be completed for all third party and open source software initially, for all updated third party and open source software, and for all third party and open source software in each major release and Contractor must provide the State with a vulnerability assessment after Contractor has completed the required scans if not provided as part of SAST and/or DAST reporting.

9.4 In addition, application scanning and remediation may include the following types of scans and activities if required by regulatory or industry requirements, data classification or otherwise identified by the State.

(a) If provided as part of the solution, all native mobile application software must meet these scanning requirements including any interaction with an application programming interface (API).

(b) Penetration Testing – Simulated attack on the application and infrastructure to identify security weaknesses.

## **10. Infrastructure Scanning.**

10.1 For Hosted Services, Contractor must ensure the infrastructure and applications are scanned using an approved scanning tool (Qualys, Tenable, or other PCI Approved Vulnerability Scanning Tool) at least monthly and provide the scan's assessments to the State in a format that is specified by the State and used to track the remediation. Contractor will ensure the remediation of issues identified in the scan according to the remediation time requirements documented in the State's PSPs.

## **11. Nonexclusive Remedy for Security Breach.**

11.1 Any failure of the Services to meet the requirements of this Schedule with respect to the security of any State Data or other Confidential Information of the State, including any related backup, disaster recovery or other policies, practices or procedures, is a material breach of the Contract for which the State, at its option, may terminate the Contract immediately upon written notice to Contractor without any notice or cure period, and Contractor must promptly reimburse to the State any Fees prepaid by the State prorated to the date of such termination.

## **SCHEDULE F – Disaster Recovery Plan**

---

Lumen is committed to ensuring business resiliency and survivability during an incident or business disruption and has a written policy and plan in place that consists of information and procedures used to recover from a disaster as rapidly as possible. The plan is updated each year as equipment, personnel, and procedures change. Lumen's Corporate Business Continuity Management (BCM) program, in conjunction with the company's culture and unifying principles, fosters an environment of prevention, collaboration, communication, response and recovery, ultimately ensuring our ability to serve customers, shareholders and employees in the face of disruptive events.

Lumen has a mature program and a dedicated corporate staff that is professionally certified as both Certified Business Continuity Professionals (CBCP) and Members of the Business Continuity Institute (MBCI).

# SCHEDULE G – TRANSITION IN AND OUT

---

Lumen draws from its successful experience with State and Local Government and Education (SLED) customers to provide a solid foundation of the “groundwork” required to initially transition and subsequently transform the State of Michigan SD-WAN services. Our planning addresses all aspects of the ordering, coordination, delivery, installation, activation, and operation of services. Lumen applies its substantial experience to develop and execute site and product directed Transition-In Plans to meet required timelines and incur minimal risks to the existing environment. We employ a phased methodology and multiple deployment teams working concurrently that provide increased control over transition while allowing for quicker site transition.

Lumen initiates a systematic process of planning, site visits and site preparation (where applicable), installation, and cutover that will be prioritized in conjunction with State of Michigan and State of Michigan stakeholders and incumbent(s). The final structure of the Lumen transition minimizes transition risk and ensures continued low operational impact to transition State of Michigan service locations.

Lumen’s field-proven transition method minimizes potential impact to State of Michigan’s transition and ensures a smooth and uneventful migration of WAN services. Our goal is “zero time lost” impact to State of Michigan users and operations.

Knowledge transfer is one of the key areas Lumen considers is important to ensure a smooth transfer of support services from one partner to the other. Lumen will position both onsite resources and critical offshore resources, at least one from each functional area, at the State of Michigan premises to obtain firsthand knowledge transfer. Each of the resources and their State of Michigan counterpart will sign off and acknowledge the successful completion of this process.

Transition will have three phases. The total duration of this process will be as determined with the State of Michigan. Based on our experience with other clients, we can safely assume a minimum period of three months to make the team self-sufficient.

- Phase 1: Knowledge Transition Planning Phase
- Phase 2: Knowledge Transfer
- Phase 3: Transition – Secondary Support Phase
- Phase 4: Take over – Primary Support

## **Transition Timeframes**

Step 1: Baseline the environment. Our approach is to drive to what works and what is most effective and efficient. Our initial plan is to understand the current features and functions, what has been done in the past (the relevant aspects) and transition goals to continue services and/or improve.

Step 2: Perform Gap analysis. Lumen will identify what to keep/improve and what to eliminate/replace. We then review these with the customer to gain approval or seek alternative solutions.

Step 3: Document the Transition from current state to future state and map out a plan and timeline to achieve the future state. Review and test the assumptions through the process.

Step 4: Gain client approval and move to training/user adoption. Leave a legacy document to enable future use without requiring more consulting. A living document is the goal.

## **Transition Out**

### **1. Objectives**

This section describes the requirements for transitioning services from this contract to a follow-on vehicle.

### **2. Planning and Implementation**

Upon notification by the SoMI to end the contract, Lumen shall conduct transition planning with SoMI and provide advice on strategies to minimize the transition time. Lumen will work with the SoMI and follow-on service provider to finalize the details of the Transition-Out Plan 90 days prior to the expiration of the contract. To ensure a seamless transition to the new follow-on service provider, Lumen will provide documentation of the customer network, configuration information, and will be available to work on transition activities with SoMI and the follow-on service provider. In the event any rollback activities are required, due to a failed activation with the follow-on service provider, Lumen will work with the SoMI to restore service on the Lumen network.

### 3. Inventory

In preparation for transition off this contract, the SoMI must have a complete and accurate Transition Inventory. A Transition Inventory is a complete record of the services, features, equipment, location data, configuration information, and delivery description necessary to facilitate the transition of an agency's services. For solutions with delivery details that are more transparent to the user, the delivery description shall include the functional solution and performance specification of the service rather than specific components.

### 4. Reporting

Lumen will maintain a database of WAN devices and circuits. Upon notification by SoMI to end the contract, Lumen shall deliver a monthly Transition Status Report that includes the following:

- Transition Inventory
- Discussion of transition issues reported by agency customers or experienced by Lumen either during the reporting period or unresolved since the last report, corrective action, and status
- Risk analysis and response plan

# SCHEDULE H – FEDERAL PROVISIONS ADDENDUM

---

This addendum applies to purchases that will be paid for in whole or in part with funds obtained from the federal government. The provisions below are required and the language is not negotiable. If any provision below conflicts with the State's terms and conditions, including any attachments, schedules, or exhibits to the State's Contract, the provisions below take priority to the extent a provision is required by federal law; otherwise, the order of precedence set forth in the Contract applies. Hyperlinks are provided for convenience only; broken hyperlinks will not relieve Contractor from compliance with the law.

## 1. Equal Employment Opportunity

If this Contract is a **"federally assisted construction contract"** as defined in [41 CFR Part 60-1.3](#), and except as otherwise may be provided under [41 CFR Part 60](#), then during performance of this Contract, the Contractor agrees as follows:

(1) The Contractor will not discriminate against any employee or applicant for employment because of race, color, religion, sex, sexual orientation, gender identity, or national origin. The Contractor will take affirmative action to ensure that applicants are employed, and that employees are treated during employment without regard to their race, color, religion, sex, sexual orientation, gender identity, or national origin. Such action shall include, but not be limited to the following:

Employment, upgrading, demotion, or transfer; recruitment or recruitment advertising; layoff or termination; rates of pay or other forms of compensation; and selection for training, including apprenticeship. The Contractor agrees to post in conspicuous places, available to employees and applicants for employment, notices to be provided setting forth the provisions of this nondiscrimination clause.

(2) The Contractor will, in all solicitations or advertisements for employees placed by or on behalf of the Contractor, state that all qualified applicants will receive consideration for employment without regard to race, color, religion, sex, sexual orientation, gender identity, or national origin.

(3) The Contractor will not discharge or in any other manner discriminate against any employee or applicant for employment because such employee or applicant has inquired about, discussed, or disclosed the compensation of the employee or applicant or another employee or applicant. This provision shall not apply to instances in which an employee who has access to the compensation information of other employees or applicants as a part of such employee's essential job functions discloses the compensation of such other employees or applicants to individuals who do not otherwise have access to such information, unless such disclosure is in response to a formal complaint or charge, in furtherance of an investigation, proceeding, hearing, or action, including an investigation conducted by the employer, or is consistent with the Contractor's legal duty to furnish information.

(4) The Contractor will send to each labor union or representative of workers with which he has a collective bargaining agreement or other contract or understanding, a notice to be provided advising the said labor union or workers' representatives of the Contractor's commitments under this section, and shall post copies of the notice in conspicuous places available to employees and applicants for employment.

(5) The Contractor will comply with all provisions of [Executive Order 11246](#) of September 24, 1965, and of the rules, regulations, and relevant orders of the Secretary of Labor.

(6) The Contractor will furnish all information and reports required by [Executive Order 11246](#) of September 24, 1965, and by rules, regulations, and orders of the Secretary of Labor, or pursuant thereto, and will permit access to his books, records, and accounts by the administering agency and the Secretary of Labor for purposes of investigation to ascertain compliance with such rules, regulations, and orders.

(7) In the event of the Contractor's noncompliance with the nondiscrimination clauses of this contract or with any of the said rules, regulations, or orders, this Contract may be canceled, terminated, or suspended in whole or in part and the Contractor may be declared ineligible for further Government contracts or federally assisted construction contracts in accordance with procedures authorized in [Executive Order 11246](#) of September 24, 1965, and such other sanctions may be imposed and remedies invoked as provided in [Executive Order 11246](#)



of September 24, 1965, or by rule, regulation, or order of the Secretary of Labor, or as otherwise provided by law.

(8) The Contractor will include the portion of the sentence immediately preceding paragraph (1) and the provisions of paragraphs (1) through (8) in every subcontract or purchase order unless exempted by rules, regulations, or orders of the Secretary of Labor issued pursuant to section 204 of [Executive Order 11246](#) of September 24, 1965, so that such provisions will be binding upon each subcontractor or vendor. The Contractor will take such action with respect to any subcontract or purchase order as the administering agency may direct as a means of enforcing such provisions, including sanctions for noncompliance:

Provided, however, that in the event a Contractor becomes involved in, or is threatened with, litigation with a subcontractor or vendor as a result of such direction by the administering agency, the Contractor may request the United States to enter into such litigation to protect the interests of the United States.

The applicant further agrees that it will be bound by the above equal opportunity clause with respect to its own employment practices when it participates in federally assisted construction work: *Provided*, that if the applicant so participating is a State or local government, the above equal opportunity clause is not applicable to any agency, instrumentality or subdivision of such government which does not participate in work on or under the contract.

The applicant agrees that it will assist and cooperate actively with the administering agency and the Secretary of Labor in obtaining the compliance of contractors and subcontractors with the equal opportunity clause and the rules, regulations, and relevant orders of the Secretary of Labor, that it will furnish the administering agency and the Secretary of Labor such information as they may require for the supervision of such compliance, and that it will otherwise assist the administering agency in the discharge of the agency's primary responsibility for securing compliance.

The applicant further agrees that it will refrain from entering into any contract or contract modification subject to Executive Order 11246 of September 24, 1965, with a contractor debarred from, or who has not demonstrated eligibility for, Government contracts and federally assisted construction contracts pursuant to the Executive Order and will carry out such sanctions and penalties for violation of the equal opportunity clause as may be imposed upon contractors and subcontractors by the administering agency or the Secretary of Labor pursuant to Part II, Subpart D of the Executive Order. In addition, the applicant agrees that if it fails or refuses to comply with these undertakings, the administering agency may take any or all of the following actions: Cancel, terminate, or suspend in whole or in part this grant (contract, loan, insurance, guarantee); refrain from extending any further assistance to the applicant under the program with respect to which the failure or refund occurred until satisfactory assurance of future compliance has been received from such applicant; and refer the case to the Department of Justice for appropriate legal proceedings.

## **2. Davis-Bacon Act (Prevailing Wage)**

If this Contract is a **prime construction contracts** in excess of \$2,000, the Contractor (and its Subcontractors) must comply with the Davis-Bacon Act ([40 USC 3141-3148](#)) as supplemented by Department of Labor regulations ([29 CFR Part 5](#), "Labor Standards Provisions Applicable to Contracts Covering Federally Financed and Assisted Construction"), and during performance of this Contract the Contractor agrees as follows:

(1) All transactions regarding this contract shall be done in compliance with the Davis-Bacon Act (40 U.S.C. 3141- 3144, and 3146-3148) and the requirements of 29 C.F.R. pt. 5 as may be applicable. The contractor shall comply with 40 U.S.C. 3141-3144, and 3146-3148 and the requirements of 29 C.F.R. pt. 5 as applicable.

(2) Contractors are required to pay wages to laborers and mechanics at a rate not less than the prevailing wages specified in a wage determination made by the Secretary of Labor.

(3) Additionally, contractors are required to pay wages not less than once a week.

## **3. Copeland "Anti-Kickback" Act**

If this Contract is a contract for construction or repair work in excess of \$2,000 where the Davis-Bacon Act applies, the Contractor must comply with the Copeland "Anti-Kickback" Act ([40 USC 3145](#)), as supplemented by Department of Labor regulations ([29 CFR Part 3](#), "Contractors and Subcontractors on Public Building or Public Work Financed in Whole or in Part by Loans or Grants from the United States"), which prohibits the Contractor and subrecipients from inducing, by any means, any person employed in the construction, completion, or repair of public work, to give up any part of the compensation to which he or she is otherwise entitled, and during performance of this Contract the Contractor agrees as follows:

(1) Contractor. The Contractor shall comply with 18 U.S.C. § 874, 40 U.S.C. § 3145, and the requirements of 29 C.F.R. pt. 3 as may be applicable, which are incorporated by reference into this contract.

(2) Subcontracts. The Contractor or Subcontractor shall insert in any subcontracts the clause above and such other clauses as FEMA or the applicable federal awarding agency may by appropriate instructions require, and also a clause requiring the Subcontractors to include these clauses in any lower tier subcontracts. The prime contractor shall be responsible for the compliance by any subcontractor or lower tier subcontractor with all of these contract clauses.

(3) Breach. A breach of the contract clauses above may be grounds for termination of the contract, and for debarment as a Contractor and Subcontractor as provided in 29 C.F.R. § 5.12.

#### **4. Contract Work Hours and Safety Standards Act**

If the Contract is **in excess of \$100,000** and **involves the employment of mechanics or laborers**, the Contractor must comply with [40 USC 3702](#) and [3704](#), as supplemented by Department of Labor regulations ([29 CFR Part 5](#)), as applicable, and during performance of this Contract the Contractor agrees as follows:

(1) Overtime requirements. No Contractor or Subcontractor contracting for any part of the contract work which may require or involve the employment of laborers or mechanics shall require or permit any such laborer or mechanic in any workweek in which he or she is employed on such work to work in excess of forty hours in such workweek unless such laborer or mechanic receives compensation at a rate not less than one and one-half times the basic rate of pay for all hours worked in excess of forty hours in such workweek.

(2) Violation; liability for unpaid wages; liquidated damages. In the event of any violation of the clause set forth in paragraph (1) of this section the Contractor and any Subcontractor responsible therefor shall be liable for the unpaid wages. In addition, such Contractor and Subcontractor shall be liable to the United States (in the case of work done under contract for the District of Columbia or a territory, to such District or to such territory), for liquidated damages. Such liquidated damages shall be computed with respect to each individual laborer or mechanic, including watchmen and guards, employed in violation of the clause set forth in paragraph (1) of this section, in the sum of \$27 for each calendar day on which such individual was required or permitted to work in excess of the standard workweek of forty hours without payment of the overtime wages required by the clause set forth in paragraph (1) of this section.

(3) Withholding for unpaid wages and liquidated damages. The State shall upon its own action or upon written request of an authorized representative of the Department of Labor withhold or cause to be withheld, from any moneys payable on account of work performed by the Contractor or Subcontractor under any such contract or any other Federal contract with the same prime contractor, or any other federally-assisted contract subject to the Contract Work Hours and Safety Standards Act, which is held by the same prime contractor, such sums as may be determined to be necessary to satisfy any liabilities of such contractor or subcontractor for unpaid wages and liquidated damages as provided in the clause set forth in paragraph (2) of this section.

(4) Subcontracts. The Contractor or Subcontractor shall insert in any subcontracts the clauses set forth in paragraph (1) through (4) of this section and also a clause requiring the Subcontractors to include these clauses in any lower tier subcontracts. The prime contractor shall be responsible for compliance by any subcontractor or lower tier subcontractor with the clauses set forth in paragraphs (1) through (4) of this section.

#### **5. Rights to Inventions Made Under a Contract or Agreement**

If the Contract is funded by a federal "funding agreement" as defined under [37 CFR §401.2 \(a\)](#) and the recipient or subrecipient wishes to enter into a contract with a small business firm or nonprofit organization regarding the substitution of parties, assignment or performance of experimental, developmental, or research work under that "funding agreement," the recipient or subrecipient must comply with [37 CFR Part 401](#), "Rights to Inventions Made by Nonprofit Organizations and Small Business Firms Under Government Grants, Contracts and Cooperative Agreements," and any implementing regulations issued by the awarding agency.

#### **6. Clean Air Act and the Federal Water Pollution Control Act**

If this Contract is **in excess of \$150,000**, the Contractor must comply with all applicable standards, orders, and regulations issued under the Clean Air Act ([42 USC 7401-7671q](#)) and the Federal Water Pollution Control Act ([33 USC 1251-1387](#)), and during performance of this Contract the Contractor agrees as follows:

##### **Clean Air Act**

1. The Contractor agrees to comply with all applicable standards, orders or regulations issued pursuant to the Clean Air Act, as amended, 42 U.S.C. § 7401 et seq.

2. The Contractor agrees to report each violation to the State and understands and agrees that the State will, in turn, report each violation as required to assure notification to the Federal Emergency Management Agency or the applicable federal awarding agency, and the appropriate Environmental Protection Agency Regional Office.
3. The Contractor agrees to include these requirements in each subcontract exceeding \$150,000 financed in whole or in part with Federal assistance provided by FEMA or the applicable federal awarding agency.

#### Federal Water Pollution Control Act

- (1) The Contractor agrees to comply with all applicable standards, orders, or regulations issued pursuant to the Federal Water Pollution Control Act, as amended, 33 U.S.C. 1251 et seq.
- (2) The Contractor agrees to report each violation to the State and understands and agrees that the State will, in turn, report each violation as required to assure notification to the Federal Emergency Management Agency or the applicable federal awarding agency, and the appropriate Environmental Protection Agency Regional Office.
- (3) The Contractor agrees to include these requirements in each subcontract exceeding \$150,000 financed in whole or in part with Federal assistance provided by FEMA or the applicable federal awarding agency.

### **7. Debarment and Suspension**

A “contract award” (see [2 CFR 180.220](#)) must not be made to parties listed on the government-wide exclusions in the [System for Award Management](#) (SAM), in accordance with the OMB guidelines at [2 CFR 180](#) that implement [Executive Orders 12549](#) (51 FR 6370; February 21, 1986) and 12689 (54 FR 34131; August 18, 1989), “Debarment and Suspension.” SAM Exclusions contains the names of parties debarred, suspended, or otherwise excluded by agencies, as well as parties declared ineligible under statutory or regulatory authority other than [Executive Order 12549](#).

- (1) This Contract is a covered transaction for purposes of 2 C.F.R. pt. 180 and 2 C.F.R. pt. 3000. As such, the Contractor is required to verify that none of the Contractor’s principals (defined at 2 C.F.R. § 180.995) or its affiliates (defined at 2 C.F.R. § 180.905) are excluded (defined at 2 C.F.R. § 180.940) or disqualified (defined at 2 C.F.R. § 180.935).
- (2) The Contractor must comply with 2 C.F.R. pt. 180, subpart C and 2 C.F.R. pt. 3000, subpart C, and must include a requirement to comply with these regulations in any lower tier covered transaction it enters into.
- (3) This certification is a material representation of fact relied upon by the State. If it is later determined that the contractor did not comply with 2 C.F.R. pt. 180, subpart C and 2 C.F.R. pt. 3000, subpart C, in addition to remedies available to the State, the Federal Government may pursue available remedies, including but not limited to suspension and/or debarment.
- (3) The Contractor or proposer agrees to comply with the requirements of 2 C.F.R. pt. 180, subpart C and 2 C.F.R. pt. 3000, subpart C while this offer is valid and throughout the period of any contract that may arise from this offer. The Contractor or proposer further agrees to include a provision requiring such compliance in its lower tier covered transactions.

### **8. Byrd Anti-Lobbying Amendment**

Contractors who apply or bid for an award of **\$100,000 or more** shall file the required certification in Exhibit 1 – Byrd Anti-Lobbying Certification below. Each tier certifies to the tier above that it will not and has not used Federal appropriated funds to pay any person or organization for influencing or attempting to influence an officer or employee of any agency, a Member of Congress, officer or employee of Congress, or an employee of a Member of Congress in connection with obtaining any Federal contract, grant, or any other award covered by 31 U.S.C. § 1352. Each tier shall also disclose any lobbying with non-Federal funds that takes place in connection with obtaining any Federal award. Such disclosures are forwarded from tier to tier up to the recipient who in turn will forward the certification(s) to the awarding agency.

### **9. Procurement of Recovered Materials**

Under [2 CFR 200.322](#), Contractors must comply with section 6002 of the Solid Waste Disposal Act, as amended by the Resource Conservation and Recovery Act.

(1) In the performance of this contract, the Contractor shall make maximum use of products containing recovered materials that are EPA-designated items unless the product cannot be acquired—

- a. Competitively within a timeframe providing for compliance with the contract performance schedule;
- b. Meeting contract performance requirements; or
- c. At a reasonable price.

(2) Information about this requirement, along with the list of EPA- designated items, is available at EPA's Comprehensive Procurement Guidelines web site, <https://www.epa.gov/smm/comprehensive-procurement-guideline-cpg-program>.

(3) The Contractor also agrees to comply with all other applicable requirements of Section 6002 of the Solid Waste Disposal Act.

#### **10. Additional FEMA Contract Provisions.**

The following provisions apply to purchases that will be paid for in whole or in part with funds obtained from the Federal Emergency Management Agency (FEMA):

(1) Access to Records. The following access to records requirements apply to this contract:

- a. The Contractor agrees to provide the State, the FEMA Administrator, the Comptroller General of the United States, or any of their authorized representatives access to any books, documents, papers, and records of the Contractor which are directly pertinent to this contract for the purposes of making audits, examinations, excerpts, and transcriptions.
- b. The Contractor agrees to permit any of the foregoing parties to reproduce by any means whatsoever or to copy excerpts and transcriptions as reasonably needed.
- c. The Contractor agrees to provide the FEMA Administrator or his authorized representatives access to construction or other work sites pertaining to the work being completed under the contract.
- d. In compliance with the Disaster Recovery Act of 2018, the State and the Contractor acknowledge and agree that no language in this contract is intended to prohibit audits or internal reviews by the FEMA Administrator or the Comptroller General of the United States.

(2) Changes.

See the provisions regarding modifications or change notice in the Contract Terms.

(3) DHS Seal, Logo, And Flags.

The Contractor shall not use the DHS seal(s), logos, crests, or reproductions of flags or likenesses of DHS agency officials without specific FEMA pre-approval.

(4) Compliance with Federal Law, Regulations, and Executive Orders.

This is an acknowledgement that FEMA financial assistance will be used to fund all or a portion of the contract. The Contractor will comply with all applicable Federal law, regulations, executive orders, FEMA policies, procedures, and directives.

(5) No Obligation by Federal Government.

The Federal Government is not a party to this contract and is not subject to any obligations or liabilities to the State, Contractor, or any other party pertaining to any matter resulting from the Contract.”

(6) Program Fraud and False or Fraudulent Statements or Related Acts.

The Contractor acknowledges that 31 U.S.C. Chap. 38 (Administrative Remedies for False Claims and Statements) applies to the Contractor's actions pertaining to this contract.

# SCHEDULE H – ATTACHMENT 1- BYRD ANTI LOBBYING CERTIFICATION

---

Contractor must complete this certification if the purchase will be paid for in whole or in part with funds obtained from the federal government and the purchase is greater than \$100,000.

## APPENDIX A, 44 C.F.R. PART 18 – CERTIFICATION REGARDING LOBBYING

### Certification for Contracts, Grants, Loans, and Cooperative Agreements

The undersigned certifies, to the best of his or her knowledge and belief, that:

1. No Federal appropriated funds have been paid or will be paid, by or on behalf of the undersigned, to any person for influencing or attempting to influence an officer or employee of an agency, a Member of Congress, an officer or employee of Congress, or an employee of a Member of Congress in connection with the awarding of any Federal contract, the making of any Federal grant, the making of any Federal loan, the entering into of any cooperative agreement, and the extension, continuation, renewal, amendment, or modification of any Federal contract, grant, loan, or cooperative agreement.
2. If any funds other than Federal appropriated funds have been paid or will be paid to any person for influencing or attempting to influence an officer or employee of any agency, a Member of Congress, an officer or employee of Congress, or an employee of a Member of Congress in connection with this Federal contract, grant, loan, or cooperative agreement, the undersigned shall complete and submit Standard Form-LLL, "Disclosure Form to Report Lobbying," in accordance with its instructions.
3. The undersigned shall require that the language of this certification be included in the award documents for all subawards at all tiers (including subcontracts, subgrants, and contracts under grants, loans, and cooperative agreements) and that all subrecipients shall certify and disclose accordingly.

This certification is a material representation of fact upon which reliance was placed when this transaction was made or entered into. Submission of this certification is a prerequisite for making or entering into this transaction imposed by section 1352, title 31, U.S. Code. Any person who fails to file the required certification shall be subject to a civil penalty of not less than \$10,000 and not more than \$100,000 for each such failure.

The Contractor, \_\_\_\_\_ certifies or affirms the truthfulness and accuracy of each statement of its certification and disclosure, if any. In addition, the Contractor understands and agrees that the provisions of 31 U.S.C. Chap. 38, Administrative Remedies for False Claims and Statements, apply to this certification and disclosure, if any.

---

Signature of Contractor's Authorized Official

Name and Title of Contractor's Authorized Official

---

Date



# SCHEDULE I – HARDWARE

---

**1. Definitions.** All initial capitalized terms in this Schedule that are not defined herein shall have the respective meanings given to them in the Contract.

**2. Hardware.** Contractor must provide fully functioning Hardware that fully integrates with the Software.

**3. Delivery.** Contractor must deliver the Hardware to the locations designated by the State by the delivery date specified in the Statement of Work, or as otherwise specified in writing by the State. Five (5) Business Days prior to the actual delivery date, Contractor must give written notice to the State specifying the precise delivery date and time. Contractor must pay all costs associated with replacing any item damaged in transit to the final destination. Contractor acknowledges that no item will be considered delivered on the delivery date if it is damaged or otherwise not ready for the State to begin its acceptance procedures. Contractor must, at a minimum, package the Hardware according to industry standards and include a packing slip with each shipment. Contractor must also arrange for any rigging and drayage necessary to deliver the Hardware. All costs associated with packaging, shipping, transportation, delivery and insurance are to be borne by Contractor.

## **4. Installation, Integration and Configuration.**

Contractor must unpack, assemble, install, integrate, interconnect, configure and otherwise provide and make fully operational all the Hardware at the locations specified by the State prior to the applicable dates in accordance with the criteria set forth by the State. Where necessary to complete installation, Contractor must provide all required moving and installation resources, including but not limited to personnel, packing material, and floor protection panels as necessary. After completing installation, Contractor must provide the State with written notification that the Hardware is ready for use and acceptance.

Contractor must supply all materials required to complete the assembly, installation, integration, interconnection, and configuration of the Hardware at the locations specified by the State so that it is ready for use and acceptance, including providing and setting up all required connections to the power supply and any other necessary cables and any other accessories or supplies.

Contractor must leave all work areas clean once installation is complete, which includes removing and disposing of all packing materials.

Unless otherwise provided for in the Pricing Schedule, all costs associated with the installation services described in this Section are to be borne by Contractor.

**5. Documentation.** Contractor must provide to the State all end-user documentation for the Hardware. The documentation, at a minimum, must include all the documentation available to consumers from the manufacturer of the Hardware about the technical specifications of the Hardware, installation requirements, and operating instructions, as well as details about the software programs with which the Hardware functions.

**6. Acceptance.** This Section applies to the acceptance of the Hardware itself. Acceptance of the Hardware may be conditioned on System Acceptance in Schedule J. Unless otherwise set forth in a Statement of Work:

Hardware is subject to inspection and acceptance by the State. As part of its acceptance process, the State may test any function of the Hardware to determine whether it meets the requirements set forth in this Contract. State will notify Contractor in writing, if the Hardware has been accepted. Unless otherwise provided in the Statement of Work, if the Hardware is not fully accepted by the State, the State will notify Contractor in writing that either: (a) the Hardware is accepted but noted deficiencies must be corrected; or (b) the Hardware is rejected. If the State finds material deficiencies, it may: (i) reject the Hardware without performing any further inspections; (ii) demand performance at no additional cost; or (iii) deem such material deficiencies to be a breach of the Contractor's obligations under the terms of the Contract and terminate this Contract in accordance with Section 16.

Within 10 Business Days from the date of Contractor's receipt of notification of acceptance with deficiencies or rejection of any Hardware, Contractor must cure, at no additional cost, the deficiency and



deliver unequivocally acceptable Hardware to the State. If acceptance with deficiencies or rejection of the Hardware impacts the content or delivery of Services and Deliverables, the parties' respective Program Managers must determine an agreed to number of days for re-submission that minimizes the overall impact to the Contract. However, nothing herein affects, alters, or relieves Contractor of its obligations to correct deficiencies in accordance with the time response standards set forth in this Contract.

If Contractor is unable or refuses to correct the deficiency within the time response standards set forth in this Contract, the State may cancel the order in whole or in part. The State, or a third party identified by the State, may provide the Hardware and recover the difference between the cost to cure and the Contract price plus an additional 10% administrative fee.

Acceptance by the State does not relieve Contractor of its responsibility for defects in the Hardware or other failures to meet the requirements of the Contract or of its support and maintenance obligations.

## **7. Support and Warranty for Hardware.**

Throughout the Term, Contractor will provide maintenance and support of the Hardware and will repair, service, or replace any defective or nonconforming Hardware in accordance with the requirements set forth in this Contract, including without limitation the Service Level Agreement, at no additional cost to the State, as all costs and fees for maintenance and support services are included in the pricing set forth in Schedule B the Pricing Schedule.

repaired, serviced, or replaced Hardware is subject to Acceptance as set forth in this Schedule, Schedule J, the Contract terms and Conditions, and any applicable Statement of Work..

Contractor warrants that throughout the Term, the Hardware will conform in all ways with the requirements set forth in this Contract.

## **8. Further Representations and Warranties.** Contractor represents and warrants that:

all Hardware is delivered free from any security interest, lien, or encumbrance and will continue in that respect;

the Hardware will not infringe the patent, trademark, copyright, trade secret, or other proprietary rights of any third party;

it is the legal and beneficial owner of the entire right, title and interest in and to the Hardware; and

it has and will retain the unconditional and irrevocable right, power and authority to provide to the State the Hardware throughout the Term and any additional periods during which Contractor does or is required to provide Hardware to the State.

**9. Risk of Loss and Title.** Except as otherwise provided in this Schedule, title to all Hardware remains with Contractor. Contractor is responsible for filing, processing, and collecting all damage claims with respect to Hardware. The risk of loss of rejected, replaced, refreshed, nonconforming, or Abandoned Hardware, and loss or damage to Hardware during periods of transportation, installation and operation of the Hardware during the Term remains with Contractor.

### **Hardware Inventory and Tracking**

The Contractor will track and inventory all Hardware delivered at each location and provide a report to the State annual reports that include the following:

- Location name
- Date delivered
- Date installed
- Device make, model, serial number, and
- Any other information the State may require.

## **10. Hardware Refresh**

- a. All Hardware must conform in all ways with the requirements set forth in this Contract at each location during the Term. Contractor must perform a Hardware Refresh prior to manufacturer's end of support. A Hardware Refresh is a replacement of Hardware with new Hardware at each location.
- b. Contractor must provide the new Hardware at no additional cost to the State. All new Hardware configurations must be approved in writing by the State. A Hardware Refresh is subject to Acceptance as set forth in this Schedule, Schedule I and Section 10 of the Terms and Conditions.

Hardware Removal and Disposal.

- a. Contractor is responsible, at no additional cost to the State, for properly removing from the State's premises i) all Hardware that is replaced, rejected, refreshed, or nonconforming during the Term; and ii) all Hardware at Contract termination or expiration. All such Hardware not removed from the State's premises by Contractor within 15 calendar days, subject to State's reasonable cooperation, will be deemed abandoned ("Abandoned") by Contractor and the State will have the right to dispose of it as its own property. Contractor must reimburse the State for costs and expenses incurred in storing or effecting removal or disposition of all Abandoned Hardware.
- b. Contractor is responsible, at no additional cost to the State, for properly disposing of i) all Hardware that is replaced, rejected, refreshed, or nonconforming during the Term; and ii) all Hardware at Contract termination or expiration. Contractor must permanently sanitize or destroy all data from the Hardware using National Security Agency ("NSA") and/or National Institute of Standards and Technology ("NIST") (NIST Guide for Media Sanitization 800-88) data sanitation methods, PCI Standards or as otherwise instructed by the State.

# SCHEDULE J – SYSTEM ACCEPTANCE TESTING

---

**1. Definitions.** For purposes of this Schedule J, the following terms have the meanings set forth below. All initial capitalized terms in this Schedule that are not defined in Section 1 have the respective meanings given to them in the Contract.

“**System**” has the meaning set forth in Section 2.1(a) of this Schedule.

“**System Acceptance**” has the meaning set forth in Section 2.6 of this Schedule.

“**System Acceptance Tests**” means such tests as may be conducted in accordance with this **Schedule** to determine whether the System meets the requirements of this Contract.

“**System Integration Testing**” has the meaning set forth in Section 2.2(a) of this Schedule.

“**System Testing Period**” has the meaning set forth in Section 2.1(b) of this Schedule.

## **2. System Acceptance Testing.**

### **2.1 Acceptance Testing.**

(a) Unless otherwise specified in a Statement of Work, upon installation of the Software and Hardware together (the “**System**”), or upon any changes to such System, System Acceptance Tests will be conducted as set forth in this **Schedule** to ensure the System as a whole conforms to the requirements of this Contract, including the applicable Specifications and Documentation.

(b) All System Acceptance Tests will take place at the designated Site(s) in the Operating Environment described in a Statement of Work, commence on the Business Day following the receipt by the State of written notification that the System is ready to have System Acceptance Tests performed, and be conducted diligently for up to 30 Business Days, or such other period as may be set forth in a Statement of Work (the “**System Testing Period**”). System Acceptance Tests will be conducted by the party responsible as set forth in a Statement of Work or, if a Statement of Work does not specify, the State, provided that:

- (i) for System Acceptance Tests conducted by the State, if requested by the State, Contractor will make suitable Contractor Personnel available to observe or participate in such System Acceptance Tests; and
- (ii) for System Acceptance Tests conducted by Contractor, the State has the right to observe or participate in all or any part of such System Acceptance Tests.

**2.2** Contractor is solely responsible for all costs and expenses related to Contractor’s performance of, participation in, and observation of System Acceptance Tests.

(a) Upon delivery and installation of any application programming interfaces, applicable Work Product, Configuration or Customizations to the Software, or additions or changes to the Hardware, under a Statement of Work, additional System Acceptance Tests may be performed on the modified System as a whole to ensure full operability, integration, and compatibility among all elements of the System (“**System Integration Testing**”). System Integration Testing is subject to all procedural and other terms and conditions set forth in this Schedule.

(b) The State may suspend System Acceptance Tests and the corresponding System Testing Period by written notice to Contractor if the State discovers a material Nonconformity in the tested System or part or feature of the System. In such event, Contractor will immediately, and in any case within 10 Business Days, correct such Nonconformity, whereupon the System Acceptance Tests and System Testing Period will resume for the balance of the System Testing Period.

2.3 Notices of Completion, Nonconformities, and Acceptance. Within 15 Business Days following the completion of any System Acceptance Tests, the party responsible for conducting the tests will prepare and provide to the other party written notice of the completion of the tests. Such notice must include a report describing in reasonable detail the tests conducted and the results of such tests, including any uncorrected Nonconformity in the tested System.

(a) If such notice is provided by either party and identifies any Nonconformities, the parties' rights, remedies, and obligations will be as set forth in **Sections 2.4** and **2.5**.

(b) If such notice is provided by the State, is signed by the State Program Managers or their designees, and identifies no Nonconformities, such notice constitutes the State's acceptance of such System.

(c) If such notice is provided by Contractor and identifies no Nonconformities, the State will have 30 Business Days to use the System in the Operating Environment and determine, in the exercise of its sole discretion, whether it is satisfied that the System contains no Nonconformities, on the completion of which the State will, as appropriate:

- (i) notify Contractor in writing of Nonconformities the State has observed in the System and of the State's non-acceptance thereof, whereupon the parties' rights, remedies and obligations will be as set forth in **Sections 2.4** and **2.5**; or
- (ii) provide Contractor with a written notice of its acceptance of such System, which must be signed by the State Program Managers or their designees.

2.4 Failure of Acceptance Tests. If System Acceptance Tests identify any Nonconformities, Contractor, at Contractor's sole cost and expense, will remedy all such Nonconformities and re-deliver the System, or relevant portion thereof, in accordance with the requirements set forth in a Statement of Work. Redelivery will occur as promptly as commercially possible and, in any case, within 30 Business Days following, as applicable, Contractor's:

(a) completion of such System Acceptance Tests, in the case of System Acceptance Tests conducted by Contractor; or

(b) receipt of the State's notice under **Sections 2.3(a)** or **2.3(c)(i)**, identifying any Nonconformities.

2.5 Repeated Failure of Acceptance Tests. If System Acceptance Tests identify any Nonconformity in the System after a second or subsequent delivery, or Contractor fails to re-deliver the System on a timely basis, the State may, in its sole discretion, by written notice to Contractor:

(a) continue the process set forth in this **Schedule**;

(b) accept the System as nonconforming, in which case the Fees for the System will be reduced equitably to reflect the value of the System as received relative to the value of the System had it conformed; or

(c) deem the failure to be a non-curable material breach of this Contract and a Statement of Work and terminate this Contract in accordance with **Section 16** of the Contract Terms and Conditions.

2.6 System Acceptance. Acceptance of the System ("**System Acceptance**") (subject, where applicable, to the State's right to System Integration Testing) will occur on the date that is the earliest of the State's delivery of a notice accepting the System under **Section 2.3(b)**, or **2.3(c)(ii)**

# SCHEDULE K – LUMEN ENTERPRISE SERVICE SCHEDULE

---

## LUMEN Managed Network Service – Service Schedule

1. **General.** This Service Schedule applies when Customer orders Managed Network Services (MNS) provided by Lumen. “Lumen” is defined for purposes of this Service Schedule as CenturyLink Communications, LLC d/b/a Lumen Technologies Group and its affiliated entities providing Services under this Service Schedule. Managed Network Service may be designated as Managed Customer Premise Equipment (CPE), CPE-Based Managed Service (CPE MS), Managed Virtual Private Network (VPN) Device, Managed Internet Device, Managed Device, Managed Router, or Managed IAD, in Orders, order acceptance, service delivery, billing (and related) documents. This Service Schedule is incorporated into the Wide Area Network contract (#24000000036) between the State of Michigan and Lumen (the “Agreement”). In the event of a conflict between this Service Schedule and the Agreement, the Agreement will control.

2. **Services.** MNS is a comprehensive solution where Lumen manages and maintains CPE (each, a “Managed Device”) provided by Customer or Lumen associated with Internet access, Converged Services or MPLS-based data service.

2.1 **CPE Related Terms.** If the Customer chooses to provide its own CPE, Customer: (i) assigns full operational management responsibility for such equipment solely to Lumen; (ii) warrants and represents that the CPE is not in end of life (EOL) status with the manufacturer; and (iii) the CPE has a current and active equipment and software support agreement with the original equipment manufacturer. For Lumen provided CPE, the separate terms of the Customer Premise Equipment (CPE) Addendum apply and are incorporated by reference into this Service Schedule.

2.2 **SNMP Read-Only Access and Netflow.** Upon Customer’s written request, Lumen will facilitate SNMP read-only access and/or Netflow to CPE managed by Lumen. Access to Managed Devices in this way will be access control list protected and restricted to a pre- determined list of Customer’s network management system devices to be agreed by Customer and Lumen.

2.3 **Service Levels.** MNS is subject to the service level as set forth in the Agreement.

## LUMEN Customer Premise Equipment (CPE) – Service Schedule

**1. General.** This Service Schedule for Products and Services is attached to and subject in all respects to the Lumen or CenturyLink Master Service Agreement, CenturyLink Total Advantage, or CenturyLink Loyal Advantage Agreement between Lumen and Customer. Lumen is defined for purposes of this Service Schedule as CenturyLink Communications, LLC d/b/a Lumen Technologies Group or its affiliated entities (“Lumen”). Capitalized terms not defined in this Service Schedule are defined in the Agreement. Lumen will provide Products and Services under the general terms of the Agreement, this Service Schedule, any Order, and any other applicable Service Attachment. This Service Schedule may not be used for the purchase of voice, video, data or IP services. This Service Schedule is incorporated into the Wide Area Network contract (#24000000036) between the State of Michigan and Lumen (the “Agreement”). In the event of a conflict between this Service Schedule and the Agreement, the Agreement will control.

**1.1 Access to Emergency Response Services.** *911 emergency services will not be available or may not function properly (e.g., they may not route to the correct public safety answering point or “PSAP”) where the Service fails or degrades for any reason, such as failures resulting from power outages and CPE failure (e.g., Internet connectivity). Customers with CPE capable of supporting 911 emergency services will be responsible for separately coordinating with their network or premise-based solution service provider for acquisition and support of 911 emergency services.*

*Customer acknowledges that the purchase of CPE stand-alone does not render Customer compliant with federal regulations pertaining to dispatchable location for non-fixed voice services and further acknowledges that Customer may need to purchase additional capabilities from a third-party supplier to be compliant. Customer is solely responsible for ensuring its use of voice services is compliant with all regulations applicable to those services.*

## **2. Lumen CPE Products and Services.**

**1.2 Purchase.** Customer may purchase Products and Services by executing an Order to Lumen. “Order” means either (a) a written document issued by Customer for the procurement of Products and Services from Lumen; or (b) a Lumen quote or service order signed by Customer. The Order must include, as applicable, the (a) part numbers, (b) quantities, (c) descriptions, (d) manufacturer system identifiers and/or serial numbers, (e) maintenance prices, and (f) Maintenance Term.

**1.3 Lease Option.** Customer may lease certain Products and Services pursuant to a separate lease agreement with a third-party lease provider or with Lumen (the “Lessor”). Lumen will provide the Product to Customer and receive full payment for the Product from the Lessor. If Customer fails to comply with the Lease, including without limitation, any requirements for final acceptance of the Product, which results in the Lessor’s refusal to pay Lumen in full for the Product, Customer agrees to pay Lumen in full for the Product. Until Lumen is paid in full for the Product, Customer will at its own expense, keep the Product free and clear of any claims, liens, and encumbrances of any kind. “Lease” means a separate agreement with a third-party lease provider or with Lumen used to finance Product.

The Service Term for CPE as a Service (“CPEaaS”) commences upon Acceptance and will continue for the number of months set forth in the Order. Definitions.

## **3. DEFINITIONS**

“Customer Premises Equipment” or “CPE” consists of hardware, software, and materials used in the transport and/or termination/storage of data, video and voice transmission.

“Products” means CPE and Software offerings from Lumen.

“Services” means offerings from Lumen that (a) CPE Maintenance and Software Maintenance, (b) install, maintain or manage CPE; (c) support Customer network management objectives, or (d) are consulting, professional, technical, development, and/or design services.



## LUMEN Internet Services – Service Schedule

1. **General.** “Lumen” is defined for purposes of this Service Schedule as Centurylink Communications, LLC d/b/a Lumen Technologies Group or its affiliated entities providing Services under this Service Schedule. This Service Schedule is applicable where Customer orders Lumen Internet Services (which may also be called Dedicated Internet Access, Internet Services, High Speed IP, IP Transit Services or CenturyLink IQ Networking Internet Port (“Internet Port”) on ordering, invoicing, or other documentation) or Fiber+ Internet. The Service is also subject to the Master Service Agreement executed between Lumen and Customer, and if none, Lumen’s standard Master Service Agreement (the “Agreement”). Capitalized terms used but not defined in this Service Schedule have the definitions given to them in the Agreement. This Service Schedule is incorporated into the Wide Area Network contract (#24000000036) between the State of Michigan and Lumen (the “Agreement”). In the event of a conflict between this Service Schedule and the Agreement, the Agreement will control.

### 2. SERVICES

**2.1 Service Description.** Lumen Internet Services are high speed symmetrical Internet services providing access to the Lumen IP network and the global Internet (“Service”). The Service is generally available via Ethernet connections from 10/100 Mbps ports to 100Gbps ports. Additional features and functionality may include:

- a. **IP Addresses.** IP Address space with proper justification.
- b. **Primary DNS / Secondary DNS.** Primary or Secondary DNS as requested.
- c. **Static routing / BGP peering.** Static routing or BGP peering options available. BGP peering is not available for Fiber+ Internet.
- d. **On-line bandwidth utilization reports.** On-line bandwidth utilization reports available through the customer portal.
- e. **Basic security service.** Subject to Customer having Lumen-approved routers, included as part of the Service is a one-time per 12 month period ability to request Lumen to temporarily (i.e. for up to 24 hours): (i) apply a temporary access control list (ACL) with up to 10 rules on such routers; (ii) set up firewall filters specifying IPs, subnets, ports, and protocols; and (iii) configure null routes.

### 2.2 BILLING TYPES

**Flat Rate.** Service with flat-rate, fixed rate, or tiered billing provides a set amount of bandwidth at a flat-rate MRC. No usage element applies. Customer will not be permitted to exceed the contracted bandwidth level, provided that if Customer also orders Dynamic Capacity (where available), bandwidth and the associated charges may be adjusted as set forth in the separate terms for Dynamic Capacity.

**Commit Plus Burst.** For Service provided with burstable bandwidth, the MRC is based on Committed Data Rate (“CDR”)/Committed Information Rate (“CIR”). The CDR/CIR is the minimum Internet bandwidth that will be billed to Customer each month regardless of actual usage. Commit Plus Burst usage is any usage in excess of CDR/CIR. Commit Plus Burst usage charges will apply on a per Mbps basis at the rate stated in the Order. Commit Plus Burst usage charges will be billed on a 95<sup>th</sup> percentile basis. Usage levels are sampled every five minutes, for the previous 5 minute period, on both inbound and outbound traffic. At the end of the bill cycle, the highest 5% of the traffic samples for each inbound and outbound will be discarded, and the higher of the resulting inbound and outbound values will be used to calculate any applicable usage. If available and identified in the applicable Order, a Peak Data Rate (PDR) or Peak Information Rate (PIR) may apply, which is the maximum available bandwidth.

**Billing Arrangement.** Commit Plus Burst Services may also be provided on an aggregated basis. For Billing Arrangement (or Aggregate Burstable Service, the bandwidth MRC (or Committed Monthly Usage Charge (“CMUC”), is based on the Committed Data Rate (“CDR”) (or the Aggregate Committed Data Rate (“ACDR”) or Aggregate Committed Information Rate (“ACIR”)). The CDR/ACDR/ACIR is the minimum Internet bandwidth that will be charged to Customer each month regardless of actual usage. Burst Rate (or Aggregate Burstable Usage) is any usage in excess of CDR/ACDR/ACIR. Burst Rate/Aggregate Burstable Usage charges will apply on a per Mbps basis at the rate stated in the Order. Burst Rate/Aggregate Burstable Usage is calculated on a 95<sup>th</sup> percentile basis across all included ports. For Dedicated Internet Access, all usage in excess of the CMUC are calculated on 95th percentile basis across all included ports and charged at the rate stated in the Order.

- 2.3 On-Net and Off-Net Access.** Access services provided entirely on the Lumen owned and operated network (“Network”) are “On-Net Access Services”. Additionally, Lumen may use third parties to reach Customer’s site from the Lumen Network (“Off-Net Access Services”). Local Access may be provisioned utilizing one of the following service technologies: special access, ethernet local access, multi-tenant unit (MTU) access, or wavelength local access. In rare circumstances, Customers may experience bandwidth limitation on a Lumen Internet Services with a single data flow (a continuous sequence of packets from a source to a destination measured over a network link), although PDR could still be achieved over available bandwidth via additional data flows.
- 2.4 Converged Voice-Internet Service.** Where Customer orders Internet Services bundled with Lumen Enterprise Voice SIP Based Services only, such charges will show on the invoice as Converged Voice-Internet Service. For clarification, the Converged Voice-Internet Service is treated as a single Service and if Customer wishes to unbundle or terminate a part of the Converged Voice-Internet Service, early termination liability may apply and Customer will be required to execute new orders for the desired stand-alone Service.
- 2.5 Third Party Peer Destined Traffic.** If at any time Lumen’s provision of High Speed IP (any port size) or Dedicated Internet Access (10G or 100G port sizes only) Service to Customer (and/or any of its Affiliates) (each a “Transit Party”) results in unbalanced traffic ratios between Lumen and any other third party peer network that would negatively impact any of Lumen’s peering relationships, Lumen will provide written notice to the Transit Party triggering the unbalanced traffic ratios along with a 30-day opportunity to cure such traffic imbalance (“Balance Cure Period”) during which Lumen and the relevant Transit Party will cooperate to cure the traffic imbalance. Lumen will clearly identify to the Transit Party the traffic imbalance volume and location(s) of imbalance with said peer. If the Transit Party fails to cure the traffic imbalance within that Balance Cure Period, Lumen may, in good faith discussions with the Transit Party, take appropriate action, which may include termination of one or more Internet ports, to return traffic ratios to be within compliance of the peering provider. Notwithstanding the foregoing, if an emergency condition exists (“emergency condition” for purposes on this section is considered to be traffic conditions which threaten a material and adverse impact on Lumen’s network or its peers’ networks), which requires Lumen to balance traffic with its’ peers, then Lumen may in its’ sole reasonable discretion, take appropriate action without the Transit Party’s consent, which may include but is not limited to, suspending traffic on the affected port(s), to remedy such emergency condition; provided, that in such event, Lumen will to the extent possible provide as much notice as is practicable under the particular emergency condition.

## LUMEN MPLS (IPVPN and VPLS) VPN SERVICE – Service Schedule

**1. General.** This Service Schedule is applicable only where Customer orders Lumen MPLS (IPVPN and VPLS) VPN Service (which may also be called IP VPN, IPVPN, IPVPN Port, Private Port, IQ Networking Private Port, MPLS/IP VPN, MPLS/IP VPN Port, VPN, NBIPVPN (Network Based IP VPN), Converged Services, Virtual Private Network, Dynamic Connections or IP Solutions Private Port on ordering, pricing, invoicing, or other documentation).. Customer expressly agrees that Lumen may use affiliates or third party suppliers to provide MPLS VPN Service, provided that Lumen remains responsible to Customer under this Service Schedule. This Service Schedule is incorporated into the Wide Area Network contract (#24000000036) between the State of Michigan and Lumen (the "Agreement"). In the event of a conflict between this Service Schedule and the Agreement, the Agreement will control. Capitalized terms used but not defined herein have the definitions given to them in the Agreement.

### 2. SERVICES.

**2.1 Service Description.** MPLS VPN Service includes two (2) virtual private network ("VPN") services, IPVPN and VPLS, providing private site-to-site communications over Lumen's MPLS network. IPVPN utilizes Internet Protocol; VPLS is provided using Ethernet. Customer must purchase at least 2 ports to set up private site-to-site connections. The Service is connected to each site, including additional sites designated by Customer (together "Customer Sites") through the Customer port at either a circuit location address or a Lumen Point of Presence (PoP) as specified in the Order. Customer Sites will be connected to a port at one or more Lumen MPLS Network PoPs at a fixed data transmission rate. Standard network management web tools are also provided in conjunction with the MPLS VPN Services. The VPLS offer of Enterprise Switched Native LAN ("SNLAN") allows multiple Customer locations to interconnect within a single Lumen-defined metro area network ("MAN"). The VPLS offer of Extended Native LAN ("ENLAN") allows Customer to connect multiple SNLAN networks between MANs.

### 2.2 DYNAMIC CONNECTIONS IPVPN SERVICE DESCRIPTION.

**2.2.1** Dynamic Connections IPVPN Service ("Dynamic Connections Service") is a MPLS VPN service utilizing Internet protocol. Dynamic Connections IPVPN (Internet Protocol Virtual Private Network) is a Virtual Connection between ports that may be ordered and disconnected by Customer in near real time. Dynamic Connections is offered between a Virtual Routing and Forwarding connection ("VRF") and a Network Node Interface ("NNI"). The NNI end of the Dynamic Connections Service is a Hosted Port that is located at the premises of, and/or controlled by, a specific Provider. In order to enable Dynamic Connections Service, Customer may utilize an existing VRF on Customer's existing IPVPN network or Customer may elect to create a new VRF. Lumen will notify Customer of acceptance of the requested Service in the Order by delivering the Service. For purposes of this Service Schedule, "Service Order" or "Order" means a service order request submitted on a form issued by Lumen and signed or agreed by Customer that includes the type and details of the specific Services ordered by Customer. A Service Order will also mean, the online activation of self-provisioned Services, including (i) submitting a request for Service via "create account", "activate", "activate account" or similar request within the portal and self-provisioning requested components; and (ii) agreeing to the applicable order summary or confirmation of Service activation request at the pricing included within the summary or confirmation page by clicking "complete". Anything beyond the Demarcation Point is not the responsibility of Lumen and not part of the Dynamic Connections Service. Dynamic Connections Service will include the Class of Service (CoS) that is provided on Customer's existing IPVPN Service. Notwithstanding any terms to the contrary in the Agreement, the Dynamic Connections Service does not have a Service Term and it may be terminated by Customer any time after the Service is activated. Cancellation charges and termination charges are not applicable to the Dynamic Connections Service.

**2.2.2** Customer may access the Services using an API or through the Dynamic Connections Services portal. Lumen may modify the Dynamic Connections Services portal or the APIs or may transition to new APIs at any time. Customer's use of the Dynamic Connections Services portal and/or APIs are governed by the Agreement, all applicable Service Attachments, and the applicable terms of use and/or portal terms.

**2.2.3** Service is available in various bandwidths. Service is subject to availability and available configuration options for the Service may vary as directed by the applicable Provider(s).

### 2.3 Additional Features. Additional features and functionality may include:

**a. Enhanced Reporting.** Lumen offers enhanced reporting features including Performance Assurance, Enhanced Management, and End to End Statistics (collectively these are referred to herein as "Enhanced Reporting"). Customer may

subscribe to Performance Assurance and End to End Statistics for an additional charge. If available at Customer's location, Enhanced Management will be included with Customer's MPLS VPN Service at no additional charge. Customer may request information regarding the availability of Enhanced Management at any particular location. Where available, these features provide end-to-end reporting and SLA's for the following statistics: data delivery, latency and jitter that can be accessed by Customer via the Lumen provided customer portal.

**b. Class of Service (CoS).** Customer may purchase CoS where available providing the ability to prioritize certain identifiable traffic flows between MPLS network ports. Customer is solely responsible for the selection of classes of service as stated in the Order. If an Order references Premium Plus/Premium CIR (or PIR), the stated bandwidth is included in, and not in addition to, the committed information rate or peak information rate.

**c. Smart Demarcation.** In certain locations, where available, for VPN and VPLS services with Ethernet access, Lumen provides 'Smart Demarcation' which is the supply and installation of a Smart Demarcation device (also referred to as a Network Interface Device or "NID") used for Ethernet connectivity fault management for up to 1Gbps port speeds at Customer Sites.

**2.4 Additional Services.** The following services may be available at an additional charge to be set forth in an Order and pursuant to the separate Service Schedule for such services:

**a. Lumen Internet Services.** As part of a Converged Service, Customer may order Internet Services which are high speed symmetrical Internet services providing access to the Lumen IP Network and the global internet.

**b. Lumen Enterprise Voice SIP Based Services.** As part of a Converged Service, Customer may order Enterprise Voice SIP Based Service for Public Switched Telephone Network connectivity, outbound (1+) access to U.S. (interstate and intrastate) and international locations, inbound (8XX) service, and international toll free calling.

**c. Application Performance Management.** As an optional service feature for IPVPN, where available Customer may subscribe to Application Performance Management ("APM") which provides near real-time information for live monitoring and historical data for analysis and reporting on all network traffic end-to-end, including advanced statistics on latency, jitter and packet loss, as well as general utilization by way of an inline Analysis Service Element ("ASE").

**d. Managed Network Services.** As an additional Service offering, where available Customer may order Lumen Managed Network Services ("MNS") in which Customer premises equipment ("CPE") is provided by either the Customer or Lumen, but in all cases is managed and maintained by Lumen. MNS may include, but is not limited to, Routers, IADs, SBCs, and firewalls.

**e. Managed Security Services.** As an additional Service offering and if available, Customer may separately order certain managed security services ("MSS") which may be available as a cloud-based (MSS-Cloud) solution.

**2.5 On-Net and Off-net Access.** Access services provided entirely on the Lumen owned and operated network ("Network") are "On-Net Access Services". Additionally, Lumen may use third parties to reach Customer's site from the Lumen Network ("Off-Net Access Services"). Local Access may be provisioned utilizing one of the following service technologies: special access, ethernet local access, or wavelength local access.

## **2.6 ADDITIONAL CUSTOMER RESPONSIBILITIES FOR DYNAMIC CONNECTIONS SERVICE.**

**2.6.1** When the Hosted Port is located at the premises of, and/or is controlled by a Provider then Customer is solely responsible for obtaining from the Provider, delivering to Lumen, and maintaining any necessary letters of authorization or permissions to connect the Service to the Hosted Port and the Provider's services. Customer consents and directs Lumen to disclose to the Provider certain information about the Service to the extent reasonably necessary to provide such Service, including, Customer's name, type, and location of interconnection, technical information required to configure the interconnections, utilization rate of the Service, as well as information concerning outages, maintenance, and operational status of the Service. Lumen is not responsible for the technical interoperation of the Provider's services with the Hosted Port. Lumen may terminate the Service(s) without liability if Customer fails to meet the requirements set forth in this section 2.6.1 and Lumen loses the ability to continue logical or physical connection to the Provider as directed by the Provider.

**2.6.2** Customer will separately contract with the Provider for its access to the Provider. Customer's contractual

relationship with the Provider is completely independent from Customer's contractual relationship with Lumen. Lumen is not a representative or agent of Provider, nor is Lumen responsible for Provider's performance of its obligations to Customer, or for Provider's acts or omissions. Lumen is not responsible to maintain, bill, or pay for any service provided to Customer by the Provider. Similarly, Provider is not responsible to maintain or pay for the Dynamic Connections Service.

**2.6.3** Customer is responsible for all charges resulting from Customer's addition of Service(s) until such time as (a) Customer disconnects the respective Service(s); or (b) Lumen disconnects respective Service(s) in response to notification from Customer's Provider that Customer's end point with the Provider associated with the Service is permanently inoperable and cannot be repaired. Customer agrees that Lumen has the right to disconnect a Service where the end point with the cloud Provider is in a permanently inoperable state as described in the preceding subsection (b), but Lumen is under no obligation to do so.

## LUMEN SD-WAN – Service Schedule

**1. General.** “Lumen” is defined for purposes of this Service Schedule as CenturyLink Communications, LLC d/b/a Lumen Technologies Group or its affiliated entities providing Services under this Service Schedule. This Service Schedule applies when Customer orders Lumen SD-WAN Service (“SD-WAN Service”) which may be designated as “SD-WAN”, “SD-WAN Premium”, “Lumen SD-WAN with Cisco Meraki”, “SD-WAN Meraki”, “Lumen SD-WAN with Versa Networks” or “Hybrid-WAN Connectivity” in the Customer Order, pricing attachment, Order acceptance, service delivery, billing and related documents, and the associated Access Services as described in this Service Schedule (collectively, the “Services”). If Customer’s Order reflects the Service as SD-WAN Premium, Customer’s Service is Lumen SD-WAN with Versa Networks Service. Terms used but not defined in this Service Schedule will have the meaning set forth in the Agreement. This Service Schedule is incorporated into the Wide Area Network contract (#24000000036) between the State of Michigan and Lumen (the “Agreement”). In the event of a conflict between this Service Schedule and the Agreement, the Agreement will control.

### **2. SERVICES.**

**2.1 SD-WAN Service Description.** SD-WAN Service allows Customer to securely route traffic over its various network connections between Customer’s branch locations and to the internet based on configurations developed by Lumen and Customer. SD-WAN Service utilizes software either deployed on a Lumen-provided customer premise equipment (“CPE”) appliance at Customer’s data center or branch location (“SD-WAN Device”), into a Lumen Edge Gateway Service, or into a Customer provided cloud environment (“Virtual SD- WAN”). The CPE associated with SD-WAN is provided on a rental basis as (“Rental CPE”) or purchased by Customer for an NRC (“Purchased CPE”). Lumen or its supplier configures and ships the SD-WAN CPE to the Customer site. In some cases, repackaged or substitute CPE may be used. Lumen supports SD-WAN Service using diverse network controllers (collectively “Controller”) or diverse cloud infrastructure and a password-protected management portal (“Management Portal”).

**2.2 Administration and Management.** The SD-WAN Service is offered as a managed or co-managed service. Lumen will provide Customer with access credentials to remotely manage the SD-WAN Service through the Management Portal. Within the Management Portal, Customer may make network configuration changes such as routing and security policies on an as needed basis. Lumen resources are available 24x7 for support. Lumen is not responsible for outages or security incidents that occur due to Customer changes or configuration. If Customer utilizes Lumen management, Lumen or its supplier will maintain global administrative access to SD-WAN Service at all times and will maintain the root password for all functions. Lumen is not responsible for any services, systems, software, or equipment Customer uses with SD-WAN Service which are not provided by Lumen. Lumen will not debug problems on, or configure, any internal or external hosts or networks (examples include, but are not limited to the following: routers, DNS servers, mail servers, WWW servers, and FTP servers). The Management Portal also provides Customer with the following analytical information: (i) SD WAN Device status including health and reachability (ii) network activity (iii) network performance (iv) SD-WAN Device location (v) firmware summary (vi) alarm summary (vii) summary of recent events, (ix) application performance (x) services in use, and (xi) policy violations.

## LUMEN ENTERPRISE ACCESS SERVICES – Service Schedule

**1. General.** This Service Schedule is applicable only where Customer orders Enterprise Access Services (“EAS” or “Service”). EAS may also be referred to as Enterprise Broadband Access Service (“EBAS”) services on ordering, invoicing, or other documentation. “Lumen” is defined for purposes of this Service Schedule as CenturyLink Communications, LLC d/b/a Lumen Technologies Group or its affiliated entities providing Services under this Service Schedule. Lumen may subcontract any or all of the work to be performed under this Service Schedule. This Service Schedule is incorporated into the Wide Area Network contract (#24000000036) between the State of Michigan and Lumen (the “Agreement”). In the event of a conflict between this Service Schedule and the Agreement, the Agreement will control.

**2. Services.** Subject to availability, EAS is available as Broadband Internet Access Service or Cellular Internet Access Service. Any managed device provided as part of the Service is subject to the separate Lumen Managed Network Service Schedule.

**2.1 Broadband Internet Access (“BIA”).** BIA includes (a) third-party provided unsecured local internet broadband service or satellite internet service and (b) 24x7 monitoring and management of local internet broadband service. Lumen or its third-party provider will monitor the Gateway IP of the modem provided with the third-party internet broadband service for up/down status. Service does not include performance monitoring. Lumen or its third-party provider will not monitor for packet loss, latency, or jitter. In some scenarios, Lumen may use an aggregator to procure service from a third party broadband carrier and provision service to Customer. BIA may appear as Lumen IQ Delta Port Internet Connection on ordering, invoicing or other documentation. If BIA is paired with a separately purchased Lumen provided management service, the management and monitoring will be provided through the Lumen provided management service not BIA. If Customer requests DHCP, Customer understands Lumen cannot monitor service. Lumen also cannot monitor satellite internet access.

**2.2 Cellular Internet Access Service (“CIA”).** CIA includes (a) a managed wireless enabled device (“Wireless Device”) (b) a wireless SIM card that enables the wireless connection, and (c) a data plan. CIA can be provided in one of the configuration options listed below. CIA is offered as a machine to machine wireless communication service for the receipt and transmission of data, information or messages.

**(a) Primary.** CIA is the only access method at Customer’s premises. Primary CIA may appear as Enterprise Wireless Access Service (“EWAS”) on ordering invoicing or other documentation.

**(b) Backup.** CIA is deployed as a back up to a Lumen provided primary transport service. If the primary transport is unable to transmit and receive data (“Primary Transport Interruption”), CIA is designed to automatically route traffic to the wireless device and wireless network during the Primary Transport Interruption. Once the primary transport is restored, CIA will revert to back up service. Subject to Lumen’s prior approval, Customer may utilize CIA as temporary primary transport (“Temporary Primary Transport”) only until either the actual primary transport (“Primary Transport”) is available at the Customer premises or 180 calendar days from the date CIA is available for use, whichever is earlier. Upon installation of the Primary Transport, the cellular access service will continue to be used as back-up transport if Customer has ordered cellular back-up access service. The Temporary Primary Transport is offered on a best efforts basis and Lumen does not provide any service level credits for the Temporary Primary Transport.

**2.2.1** IP addresses will remain, at all times, property of Lumen’s third party provider and will be non-transferable. Customer will have no right to use such IP addresses upon termination or expiration of the Service.

**2.3 Enterprise Access Services Service Availability.** EAS Service is subject to the mutually agreed Service Level Agreement contained within the Agreement.

**2.4 Equipment.** Customer will not move, repair, alter, or affix any additions or attachments to the antenna, modem, or Wireless Device, except as approved by Lumen in writing. Customer will not sell, transfer, lease, encumber or assign all or any part of the antenna, modem, or Wireless Device. Customer will not “uncap” the modem or affect its bandwidth restrictions. Customer also will not remove the SIM card from the Wireless Device. Customer is responsible for providing a safe and secure environment for the equipment and will be responsible for loss or damage to equipment at Customer Sites not caused by Lumen. Customer will also be responsible for the payment of service charges in the event that maintenance or inspection of the antenna, modem, or Wireless Device is required. If Customer requires on-site assistance from Lumen to install a

replacement antenna, modem, or Wireless Device, an additional dispatch charge will apply. Lumen will quote the charges in advance, obtain Customer's approval, and invoice the charges. The terms and conditions in this Service Schedule will continue to apply. The replacement antenna, modem, or Wireless Device may or may not be the same model.

**2.5 No Wireless or Broadband Carrier Relationship.** CUSTOMER EXPRESSLY UNDERSTANDS AND AGREES THAT IT HAS NO CONTRACTUAL RELATIONSHIP WHATSOEVER WITH THE UNDERLYING WIRELESS OR BROADBAND SERVICE PROVIDER ("CARRIER") OR ITS AFFILIATES OR CONTRACTORS AND THAT CUSTOMER IS NOT A THIRD PARTY BENEFICIARY OF ANY AGREEMENT BETWEEN LUMEN AND THE UNDERLYING CARRIER. IN ADDITION, CUSTOMER ACKNOWLEDGES AND AGREES THAT THE UNDERLYING CARRIER AND ITS AFFILIATES AND CONTRACTORS WILL HAVE NO LEGAL, EQUITABLE, OR OTHER LIABILITY OF ANY KIND TO CUSTOMER.

**2.6 Customer Network.** Customer acknowledges that all of Customer's premise network infrastructure and equipment (including, but not limited to, routers, switches, firewalls, servers, and personal computers) ("Customer Network") is Customer's sole responsibility. Lumen may provide Customer with guidelines for Customer Network's minimum system requirements, compatibility, and other information necessary to use EAS.