


Pall Life Sciences
600 South Wagner Road
Ann Arbor, MI 48103-9019 USA

734.665.0651 phone
www.pall.com

April 12, 2006

Ms. Sybil Kolon
Environmental Quality Analyst
Department of Environmental Quality
Jackson State Office Building
301 E. Louis Glick Highway
Jackson, MI 49201-1556



**Re: Maple Interim Response Operation Report
March 1 – March 31, 2006**

Dear Ms. Kolon:

Please find enclosed the Maple Interim Response Operation Report for the period of March 1 through March 31, 2006.

Should you have any questions or concerns regarding this report, please contact me at 734-913-6130.

Sincerely,

Farsad Fotouhi

Farsad Fotouhi
Vice President
Corporate Environmental Engineering

cc: Mr. Robert Reichel, MDAG
Alan D. Wasserman, Esq.
Michael Caldwell, Esq.

Maple Interim Response Operation Report

Month of: **Mar-06**

Date	Notes	INFLUENT			EFFLUENT								
		Gallons	TW-19 RunTime	GPM	Gallons	IW-4 RunTime	GPM	Gallons	IW-3 RunTime	GPM	1,4-DIOXANE (ppb)	BROMATE (ppb)	H2O2 Eff (ppm)
Wed-3/1/2006		-	-	-	-	-	-	-	-	-			
Thu-3/2/2006		-	-	-	-	-	-	-	-	-			
Fri-3/3/2006		-	-	-	-	-	-	-	-	-			
Sat-3/4/2006		-	-	-	-	-	-	-	-	-			
Sun-3/5/2006		-	-	-	-	-	-	-	-	-			
Mon-3/6/2006		-	-	-	-	-	-	-	-	-			
Tue-3/7/2006		-	-	-	-	-	-	-	-	-			
Wed-3/8/2006		-	-	-	-	-	-	-	-	-			
Thu-3/9/2006		-	-	-	-	-	-	-	-	-			
Fri-3/10/2006		-	-	-	-	-	-	-	-	-			
Sat-3/11/2006		-	-	-	-	-	-	-	-	-			
Sun-3/12/2006		-	-	-	-	-	-	-	-	-			
Mon-3/13/2006		-	-	-	-	-	-	-	-	-			
Tue-3/14/2006		12,957	1.40	-	6,514	1.08	-	6,443	1.08	-			
Wed-3/15/2006		206,460	17.48	-	104,061	17.15	-	102,399	17.15	-	8	8	35
Thu-3/16/2006		288,730	24.00	200	145,589	24.00	101	145,471	24.00	100	7, 10	10, 7	35
Fri-3/17/2006		288,262	24.00	200	145,357	24.00	100	145,275	24.00	100	8, 13	8, 5	40
Sat-3/18/2006	(a)	24,940	2.07	200	12,587	2.07	100	12,572	2.07	100			
Sun-3/19/2006	(a)	-	-	-	-	-	-	-	-	-			
Mon-3/20/2006		209,567	17.50	-	105,646	17.48	-	105,628	17.48	-	16	nd	45
Tue-3/21/2006		288,704	24.00	201	145,575	24.00	100	145,502	24.00	101	13	5	50
Wed-3/22/2006		257,099	21.32	201	129,629	21.32	100	129,561	21.32	100	13, 13	5, 7	40
Thu-3/23/2006		289,077	24.00	200	145,744	24.00	101	145,657	24.00	100	14, 18	7, 9	50
Fri-3/24/2006		227,460	18.98	200	114,655	18.93	101	114,699	18.95	101	9	9	45
Sat-3/25/2006	(a)	289,328	24.00	199	145,907	24.00	99	145,740	24.00	100			
Sun-3/26/2006	(a)	289,636	24.00	201	146,049	24.00	101	145,943	24.00	100			
Mon-3/27/2006		289,831	24.00	201	146,129	24.00	100	145,962	24.00	100	12	7	50
Tue-3/28/2006		279,898	23.27	201	141,194	23.25	100	140,969	23.25	101	13	7	45
Wed-3/29/2006		184,693	15.35	-	132,074	15.38	-	53,797	15.40	-	15	7	45
Thu-3/30/2006		273,205	22.73	200	206,087	22.73	150	68,744	22.70	52	12	8	46
Fri-3/31/2006		264,994	22.10	200	199,961	22.08	150	66,629	22.03	50	10	9	47
Average		127,898	11	84	70,089	11	45	58,742	11	39	12	7	44

Note: GPM readings are automated instantaneous readings at 3:00 AM daily. Discharge gallons are recorded higher than extraction due to higher DO levels.

(a) Manual readings were not taken due to weekend and/or holiday.

**PALL LIFE SCIENCES
MAPLE AREA TREATMENT FACILITY**

MASS REDUCTION

Month of:
Mar-06

	MASS REDUCTION					
	TW-19 Well Gallons Purged	TW-19 GPM	UNIT "E"			
			TW-19 1,4 Dioxane PPM	TW-19 1,4 Dioxane Pounds	Daily 1,4 Dioxane Pounds	Total 1,4 Dioxane Pounds
Wed-3/1/06	0	0	0			-
Thu-3/2/06	0	0	0			-
Fri-3/3/06	0	0	0			-
Sat-3/4/06	0	0	0			-
Sun-3/5/06	0	0	0			-
Mon-3/6/06	0	0	0			-
Tue-3/7/06	0	0	0			-
Wed-3/8/06	0	0	0			-
Thu-3/9/06	0	0	0			-
Fri-3/10/06	0	0	168			-
Sat-3/11/06	0	0	168			-
Sun-3/12/06	0	0	168			-
Mon-3/13/06	0	0	168			-
Tue-3/14/06	12957	0	168	0.02	0.02	0.0
Wed-3/15/06	206460	0	736	1.27	1.27	1.3
Thu-3/16/06	288730	200	843	2.03	2.03	3.3
Fri-3/17/06	288262	200	942	2.27	2.27	5.6
Sat-3/18/06	24940	200	942	0.20	0.20	5.8
Sun-3/19/06	0	0	942			5.8
Mon-3/20/06	209567	0	884	1.55	1.55	7.3
Tue-3/21/06	288704	201	986	2.38	2.38	9.7
Wed-3/22/06	257099	201	1007	2.16	2.16	11.9
Thu-3/23/06	289077	200	989	2.39	2.39	14.2
Fri-3/24/06	227460	200	939	1.78	1.78	16.0
Sat-3/25/06	289328	199	939	2.27	2.27	18.3
Sun-3/26/06	289636	201	939	2.27	2.27	20.6
Mon-3/27/06	289831	201	926	2.24	2.24	22.8
Tue-3/28/06	279898	201	942	2.20	2.20	25.0
Wed-3/29/06	184693	0	942	1.45	1.45	26.5
Thu-3/30/06	273205	200	983	2.24	2.24	28.7
Fri-3/31/06	264994	200	868	1.92	1.92	31
AVERAGES		84	535	1.801	1.8	
TOTALS	3,964,841			31	30.6	31

03/10/06-3/13/06 - pre-start operation

Maple Interim Response Operation Report

Month of: **Apr-06**

Date	INFLUENT			EFFLUENT						1,4-DIOXANE (ppb)	BROMATE (ppb)	H2O2 Eff (ppm)
	Gallons	TW-19 RunTime	GPM	Gallons	IW-4 RunTime	GPM	Gallons	IW-3 RunTime	GPM			
Sat-4/1/2006	288,264	24.00	200	217,478	24.00	150	72,513	24.00	50			
Sun-4/2/2006	288,425	24.00	200	217,653	24.00	150	72,566	24.00	51			
Mon-4/3/2006	288,823	24.00	200	217,977	24.00	150	72,659	24.00	50	11	8	46
Tue-4/4/2006	288,965	24.00	200	218,041	24.00	150	72,731	24.00	51	9	9	50
Wed-4/5/2006	289,025	24.00	200	218,050	24.00	150	72,704	24.00	50	10	9	48
Thu-4/6/2006	288,881	24.00	200	217,960	24.00	150	72,671	24.00	49	11	8	48
Fri-4/7/2006	288,778	24.00	200	217,913	24.00	150	72,666	24.00	50	13	7	48
Sat-4/8/2006	288,963	24.00	200	218,072	24.00	150	72,725	24.00	50			
Sun-4/9/2006	288,884	24.00	200	217,982	24.00	150	72,693	24.00	49			
Mon-4/10/2006	288,805	24.00	200	217,918	24.00	150	72,661	24.00	50	10	9	48
Tue-4/11/2006	288,869	24.00	200	217,897	24.00	150	72,692	24.00	50	10	8	48
Wed-4/12/2006	288,851	24.00	200	217,888	24.00	151	72,689	24.00	49	11	9	48
Thu-4/13/2006	288,821	24.00	200	217,893	24.00	150	72,627	24.00	50	11	9	48
Fri-4/14/2006	289,060	24.00	200	225,315	24.00	151	65,390	24.00	49	11	8	48
Sat-4/15/2006	289,261	24.00	201	232,621	24.00	160	58,208	24.00	40			
Sun-4/16/2006	289,379	24.00	201	232,763	24.00	160	58,265	24.00	41			
Mon-4/17/2006	289,489	24.00	201	232,880	24.00	160	58,249	24.00	40	11	8	48
Tue-4/18/2006	289,328	24.00	201	232,689	24.00	160	58,189	24.00	41	12	8	48
Wed-4/19/2006	289,345	24.00	201	234,076	24.00	146	56,829	24.00	37	11	9	48
Thu-4/20/2006	289,369	24.00	201	242,336	24.00	167	48,515	24.00	33	13	7	48
Fri-4/21/2006	289,107	24.00	201	242,173	24.00	164	48,476	24.00	40	11	8	48
Sat-4/22/2006	289,101	24.00	200	242,183	24.00	166	48,490	24.00	34			
Sun-4/23/2006	289,372	24.00	200	242,438	24.00	166	48,532	24.00	33			
Mon-4/24/2006	289,385	24.00	201	242,423	24.00	167	48,505	24.00	34	6, 11, 18	14, 10, 8, 6	48
Tue-4/25/2006	289,496	24.00	201	242,523	24.00	168	48,527	24.00	34	20	7	
Wed-4/26/2006	289,457	24.00	201	242,540	24.00	168	48,482	24.00	33	15	9	
Thu-4/27/2006	289,702	24.00	201	242,676	24.00	168	48,549	24.00	35	18	6	
Fri-4/28/2006	289,616	24.00	201	242,628	24.00	168	48,539	24.00	33	18	6	
Sat-4/29/2006	289,501	24.00	201	243,233	24.00	169	47,816	24.00	32			
Sun-4/30/2006	289,250	24.00	200	244,355	24.00	161	46,383	24.00	39			
Average	289,119	24	200	229,752	24	157	61,018	24	43	12.38	8.08	

Note: GPM readings are automated instantaneous readings at 3:00 AM daily. Discharge gallons are recorded higher than extraction due to higher DO levels.

**PALL LIFE SCIENCES
MAPLE AREA TREATMENT FACILITY
MASS REDUCTION**

Month of:
Apr-06

Last Month's UNIT "E" Total Pounds: **31**

30

	MASS REDUCTION					
	TW-19 Well Gallons Purged	TW-19 GPM	UNIT "E"			
			TW-19 1,4 Dioxane PPM	TW-19 1,4 Dioxane Pounds	Daily 1,4 Dioxane Pounds	Running Total 1,4 Dioxane Pounds
Sat-4/1/06	288264	200	868	2.09	2.09	33.1
Sun-4/2/06	288425	200	868	2.09	2.09	35.2
Mon-4/3/06	288823	200	914	2.20	2.20	37.4
Tue-4/4/06	288965	200	855	2.06	2.06	39.4
Wed-4/5/06	289025	200	949	2.29	2.29	41.7
Thu-4/6/06	288881	200	899	2.17	2.17	43.9
Fri-4/7/06	288778	200	913	2.20	2.20	46.1
Sat-4/8/06	288963	200	913	2.20	2.20	48.3
Sun-4/9/06	288884	200	913	2.20	2.20	50.5
Mon-4/10/06	288805	200	893	2.15	2.15	52.7
Tue-4/11/06	288869	200	893	2.15	2.15	54.8
Wed-4/12/06	288851	200	893	2.15	2.15	57.0
Thu-4/13/06	288821	200	893	2.15	2.15	59.1
Fri-4/14/06	289060	200	893	2.15	2.15	61.3
Sat-4/15/06	289261	201	893	2.16	2.16	63.4
Sun-4/16/06	289379	201	893	2.16	2.16	65.6
Mon-4/17/06	289489	201	868	2.10	2.10	67.7
Tue-4/18/06	289328	201	868	2.10	2.10	69.8
Wed-4/19/06	289345	201	868	2.10	2.10	71.9
Thu-4/20/06	289369	201	868	2.10	2.10	74.0
Fri-4/21/06	289107	201	868	2.09	2.09	76.1
Sat-4/22/06	289101	200	868	2.09	2.09	78.1
Sun-4/23/06	289372	200	868	2.10	2.10	80.2
Mon-4/24/06	289385	201	885	2.14	2.14	82.4
Tue-4/25/06	289496	201	885	2.14	2.14	84.5
Wed-4/26/06	289457	201	885	2.14	2.14	86.7
Thu-4/27/06	289702	201	885	2.14	2.14	88.8
Fri-4/28/06	289616	201	885	2.14	2.14	90.9
Sat-4/29/06	289501	201	885	2.14	2.14	93.1
Sun-4/30/06	289250	200	885	2.14	2.14	95.2
Mon-5/1/06						95.2
AVERAGES		200	887	2.140	2.1	
TOTALS	8,673,572			64	64.2	95

Unit E

PALL Life Sciences

Maple Interim Response Operation Report

Month of: **May-06**

Date	INFLUENT			EFFLUENT							
	TW-19			IW-4			IW-3			1,4-DIOXANE	BROMATE
	Gallons	RunTime	GPM	Gallons	RunTime	GPM	Gallons	RunTime	GPM	(ppb)	(ppb)
Mon-5/1/2006	288,941	24.00	200	248,082	24.00	171	42,350	23.98	30	25	5
Tue-5/2/2006	269,833	24.00	200	235,843	24.00	171	35,537	24.00	29	20	6
Wed-5/3/2006	261,194	24.00	181	229,835	24.00	158	32,815	24.00	23	12	8
Thu-5/4/2006	261,031	24.00	181	229,624	24.00	159	32,799	23.98	22	15	7
Fri-5/5/2006	260,783	24.00	181	229,492	24.00	158	32,790	24.00	22	12	9
Sat-5/6/2006	260,517	24.00	181	229,263	24.00	159	32,827	24.00	22		
Sun-5/7/2006	260,481	24.00	180	229,224	24.00	158	32,721	24.00	23		
Mon-5/8/2006	260,503	24.00	180	229,658	24.00	158	32,317	23.98	22	13	9
Tue-5/9/2006	260,581	24.00	180	229,714	24.00	158	32,325	23.95	21	15	7
Wed-5/10/2006	260,378	24.00	181	229,685	24.00	159	32,104	24.00	23	22	5
Thu-5/11/2006	257,051	23.80	180	226,799	23.80	159	31,839	23.80	22	17	6
Fri-5/12/2006	259,784	24.00	180	220,711	24.00	158	40,525	23.97	22	15	7
Sat-5/13/2006	259,504	24.00	180	217,446	24.00	150	43,495	24.00	30		
Sun-5/14/2006	259,458	24.00	180	217,826	24.00	150	42,995	24.00	30		
Mon-5/15/2006	259,424	24.00	180	217,528	24.00	152	43,287	23.98	29	18	6
Tue-5/16/2006	259,319	24.00	180	218,544	24.00	151	42,097	24.00	29	16	7
Wed-5/17/2006	259,118	24.00	180	218,751	24.00	151	41,661	23.98	28	18	6
Thu-5/18/2006	258,710	24.00	179	217,085	24.00	150	43,081	24.00	29	19	6
Fri-5/19/2006	258,866	24.00	179	219,080	24.00	138	41,204	24.00	32	15	7
Sat-5/20/2006	260,377	24.00	180	221,121	24.00	147	40,566	24.00	27		
Sun-5/21/2006	37,111	3.43	180	31,419	3.50	153	5,973	3.48	28		
Mon-5/22/2006	127,897	11.85	-	108,486	11.85	0	21,740	11.85	-	16	8
Tue-5/23/2006	259,014	24.00	182	217,410	24.00	150	43,486	24.00	30	14	6
Wed-5/24/2006	211,449	19.62	180	177,227	19.62	149	35,395	19.60	31	14	7
Thu-5/25/2006	-	-	-	-	-	0	-	-	-	-	-
Fri-5/26/2006	142,507	13.17	-	119,631	13.17	0	23,935	13.18	-	10	7
Sat-5/27/2006	249,915	23.00	181	209,373	23.00	151	41,825	22.97	30		
Sun-5/28/2006	254,520	23.58	181	213,036	23.60	151	42,725	23.60	30		
Mon-5/29/2006	259,252	24.00	179	217,160	24.00	149	43,306	24.00	30	16	6
Tue-5/30/2006	259,081	24.00	179	216,950	24.00	150	43,368	24.00	30	14	7
Wed-5/31/2006	197,522	18.32	179	164,772	18.32	150	33,743	18.32	30	13	8
Average	233,359	21	164	199,702	21	139	34,995	21	24	15.86	6.82

Note: GPM readings are automated instantaneous readings at 3:00 AM daily. Discharge gallons are recorded higher than extraction due to higher DO levels.

**PALL LIFE SCIENCES
MAPLE AREA TREATMENT FACILITY
MASS REDUCTION**

Month of:
May-06

	MASS REDUCTION					
	TW-19 Well Gallons Purged	TW-19 GPM	UNIT "E"			
			TW-19 1,4 Dioxane PPB	TW-19 1,4 Dioxane Pounds	Daily 1,4 Dioxane Pounds	Running Total 1,4 Dioxane Pounds
Mon-5/1/06	288941	200	851	2.05	2.05	97.1
Tue-5/2/06	269833	200	851	1.92	1.92	99.0
Wed-5/3/06	261194	181	851	1.85	1.85	100.8
Thu-5/4/06	261031	181	851	1.85	1.85	102.7
Fri-5/5/06	260783	181	851	1.85	1.85	104.5
Sat-5/6/06	260517	181	851	1.85	1.85	106.4
Sun-5/7/06	260481	180	851	1.85	1.85	108.2
Mon-5/8/06	260503	180	872	1.90	1.90	110.1
Tue-5/9/06	260581	180	872	1.90	1.90	112.0
Wed-5/10/06	260378	181	872	1.89	1.89	113.9
Thu-5/11/06	257051	180	872	1.87	1.87	115.8
Fri-5/12/06	259784	180	872	1.89	1.89	117.7
Sat-5/13/06	259504	180	872	1.89	1.89	119.6
Sun-5/14/06	259458	180	872	1.89	1.89	121.5
Mon-5/15/06	259424	180	837	1.81	1.81	123.3
Tue-5/16/06	259319	180	837	1.81	1.81	125.1
Wed-5/17/06	259118	180	837	1.81	1.81	126.9
Thu-5/18/06	258710	179	837	1.81	1.81	128.7
Fri-5/19/06	258866	179	837	1.81	1.81	130.5
Sat-5/20/06	260377	180	837	1.82	1.82	132.3
Sun-5/21/06	37111	180	837	0.26	0.26	132.6
Mon-5/22/06	127897	0	739	0.79	0.79	133.4
Tue-5/23/06	259014	182	739	1.60	1.60	135.0
Wed-5/24/06	211449	180	739	1.30	1.30	136.3
Thu-5/25/06	0	0	739			136.3
Fri-5/26/06	142507	0	739	0.88	0.88	137.1
Sat-5/27/06	249915	181	739	1.54	1.54	138.7
Sun-5/28/06	254520	181	739	1.57	1.57	140.3
Mon-5/29/06	259252	179	844	1.83	1.83	142.1
Tue-5/30/06	259081	179	845	1.83	1.83	143.9
Wed-5/31/06	197522	179	845	1.39	1.39	145
AVERAGES		164	827	1.677	1.7	
TOTALS	7,234,121			50	50.3	145

Maple Interim Response Operation Report

Month of: **Jun-06**

Date	INFLUENT			EFFLUENT							
	TW-19			IW-4			IW-3 & IW-5			1,4-DIOXANE	BROMATE
	Gallons	RunTime	GPM	Gallons	RunTime	GPM	Gallons	RunTime	GPM	(ppb)	(ppb)
Thu-6/1/2006	195,938	18.17	-	164,178	18.15	-	32,769	18.13	-	11	7
Fri-6/2/2006	259,093	24.00	180	217,165	24.00	150	43,309	24.00	29	12	8
Sat-6/3/2006	260,616	24.00	181	218,385	24.00	151	43,615	24.00	30		
Sun-6/4/2006	260,654	24.00	181	217,943	24.00	151	44,102	24.00	30		
Mon-6/5/2006	209,200	19.40	181	171,206	19.37	146	39,289	19.35	33	10	9
Tue-6/6/2006	259,185	24.00	179	208,589	24.00	143	52,041	24.00	36	10	8
Wed-6/7/2006	259,461	24.00	180	208,847	24.00	144	52,124	24.00	35	13	6
Thu-6/8/2006	64,826	5.98	180	52,195	5.98	144	13,022	5.98	36	13	7
Fri-6/9/2006											
Sat-6/10/2006											
Sun-6/11/2006											
Mon-6/12/2006											
Tue-6/13/2006											
Wed-6/14/2006											
Thu-6/15/2006											
Fri-6/16/2006											
Sat-6/17/2006											
Sun-6/18/2006											
Mon-6/19/2006											
Tue-6/20/2006											
Wed-6/21/2006											
Thu-6/22/2006											
Fri-6/23/2006											
Sat-6/24/2006											
Sun-6/25/2006											
Mon-6/26/2006											
Tue-6/27/2006	141,781	13.08	-	142,160	13.07	-				ND	ND
Wed-6/28/2006	261,044	24.00	181	261,910	24.00	179				11	7
Thu-6/29/2006	247,102	23.82	181	172,582	23.80	182	76,558	14.93	-	10	6
Fri-6/30/2006	240,696	23.60	169	121,686	23.60	85	121,663	23.58	86	10	6
Average	221,633	21	149	179,737	21	123	51,849	20	32	10.00	6.40

Note: GPM readings are automated instantaneous readings at 3:00 AM daily. Discharge gallons are recorded higher than extraction due to higher DO levels.

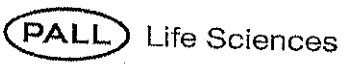
**PALL LIFE SCIENCES
MAPLE AREA TREATMENT FACILITY
MASS REDUCTION**

Month of:
Jun-06

30

	MASS REDUCTION					
	TW-19 Well Gallons Purged	TW-19 GPM	UNIT "E"			
			TW-19 1,4 Dioxane PPB	TW-19 1,4 Dioxane Pounds	Daily 1,4 Dioxane Pounds	Running Total 1,4 Dioxane Pounds
Thu-6/1/06	195938	0	845	1.38	1.38	146.4
Fri-6/2/06	259093	180	845	1.83	1.83	148.2
Sat-6/3/06	260616	181	845	1.84	1.84	150.0
Sun-6/4/06	260654	181	845	1.84	1.84	151.9
Mon-6/5/06	209200	181	792	1.38	1.38	153.3
Tue-6/6/06	259185	179	792	1.71	1.71	155.0
Wed-6/7/06	259461	180	792	1.71	1.71	156.7
Thu-6/8/06	64826	180	792	0.43	0.43	157.1
Fri-6/9/06	0	0	792			157.1
Sat-6/10/06	0	0	792			157.1
Sun-6/11/06	0	0	792			157.1
Mon-6/12/06	0	0	792			157.1
Tue-6/13/06	0	0	792			157.1
Wed-6/14/06	0	0	792			157.1
Thu-6/15/06	0	0	792			157.1
Fri-6/16/06	0	0	792			157.1
Sat-6/17/06	0	0	792			157.1
Sun-6/18/06	0	0	792			157.1
Mon-6/19/06	0	0	792			157.1
Tue-6/20/06	0	0	792			157.1
Wed-6/21/06	0	0	792			157.1
Thu-6/22/06	0	0	792			157.1
Fri-6/23/06	0	0	792			157.1
Sat-6/24/06	0	0	792			157.1
Sun-6/25/06	0	0	792			157.1
Mon-6/26/06	0	0	792			157.1
Tue-6/27/06	141781	0	792	0.94	0.94	158.1
Wed-6/28/06	261044	181	769	1.68	1.68	159.7
Thu-6/29/06	247102	181	769	1.59	1.59	161.3
Fri-6/30/06	240696	169	769	1.54	1.54	162.9
AVERAGES		60	797	1.489	1.5	
TOTALS	2,659,596			18	17.9	-

Unit E



Maple Interim Response Operation Report

Month of: **Jul-06**

Date	INFLUENT			EFFLUENT								
	TW-19			IW-4			IW-5			1,4-DIOXANE (ppb)	BROMATE (ppb)	H2O2 Eff (ppm)
	Gallons	RunTime	GPM	Gallons	RunTime	GPM	Gallons	RunTime	GPM			
Sat-7/1/2006	245,207	24.00	171	123,854	24.00	87	123,836	24.00	86			
Sun-7/2/2006	244,550	24.00	169	123,486	24.00	83	123,535	24.00	85			
Mon-7/3/2006	244,871	24.00	170	123,646	24.00	85	123,681	24.00	85	12	6	
Tue-7/4/2006	244,902	24.00	170	123,664	24.00	84	123,663	24.00	86	16	5	
Wed-7/5/2006	244,991	24.00	170	123,710	24.00	85	123,752	24.00	85	10	7	
Thu-7/6/2006	244,862	24.00	170	123,634	24.00	85	123,695	24.00	85	9	7	
Fri-7/7/2006	244,827	24.00	169	123,623	24.00	85	123,640	24.00	85	10	10	
Sat-7/8/2006	245,009	24.00	170	123,715	24.00	86	123,731	24.00	84			
Sun-7/9/2006	245,353	24.00	170	123,889	24.00	85	123,893	24.00	84			
Mon-7/10/2006	242,129	23.65	170	122,248	23.65	86	122,266	23.65	85	12	9	
Tue-7/11/2006	244,399	24.00	170	123,380	24.00	84	123,435	24.00	84	13	8	
Wed-7/12/2006	244,315	24.00	170	123,367	24.00	84	123,360	24.00	85	14	6	
Thu-7/13/2006	243,790	24.00	169	123,107	24.00	84	123,139	24.00	85	13	8	
Fri-7/14/2006	246,648	24.00	169	124,522	24.00	84	124,539	24.00	85	14	7	
Sat-7/15/2006	245,125	24.00	170	123,772	24.00	85	123,741	24.00	85			
Sun-7/16/2006	245,204	24.00	170	123,812	24.00	84	123,772	24.00	86			
Mon-7/17/2006	214,072	20.92	170	108,119	20.92	85	108,075	20.92	86	17	6	
Tue-7/18/2006	174,418	17.00	-	88,011	17.00	0	88,069	17.00	-	16	6	
Wed-7/19/2006	245,893	24.00	171	124,086	24.00	86	124,103	24.00	86	14	7	
Thu-7/20/2006	227,803	22.33	171	114,937	22.32	85	114,971	22.33	86	16	6	
Fri-7/21/2006	245,502	24.00	170	123,854	24.00	85	123,886	24.00	85	15	7	
Sat-7/22/2006	245,805	24.00	170	124,048	24.00	86	124,028	24.00	85			
Sun-7/23/2006	245,580	24.00	170	123,908	24.00	85	123,915	24.00	85			
Mon-7/24/2006	245,817	24.00	170	124,045	24.00	84	124,001	24.00	86	14	7	
Tue-7/25/2006	245,945	24.00	171	124,059	24.00	84	124,059	24.00	85	20	6	
Wed-7/26/2006	245,998	24.00	171	124,093	24.00	86	124,137	24.00	85	21	6	
Thu-7/27/2006	234,445	22.92	170	118,285	22.92	86	118,261	22.92	85	19	6	
Fri-7/28/2006	246,455	24.00	171	124,337	24.00	84	124,343	24.00	86	18	6	
Sat-7/29/2006	245,341	24.00	170	123,787	24.00	85	123,773	24.00	84			
Sun-7/30/2006	215,647	21.13	170	108,802	21.13	86	108,824	21.12	84			
Mon-7/31/2006	139,605	19.57	170	70,460	19.53	85	70,379	19.53	85	20, 34	5, 5	
Average	236,597	23	165	119,428	23	82	119,436	23	82	15.24	6.71	

Note: GPM readings are automated instantaneous readings at 3:00 AM daily. Discharge gallons are recorded higher than extraction due to higher DO levels.


PALL LIFE SCIENCES
 MAPLE AREA TREATMENT FACILITY
 MASS REDUCTION

Month of:
 Jul-06

31

	MASS REDUCTION					
	TW-19 Well Gallons Purged	TW-19 GPM	UNIT "E"			
			TW-19 1,4 Dioxane ppb	TW-19 1,4 Dioxane Pounds	Daily 1,4 Dioxane Pounds	Running Total 1,4 Dioxane Pounds
Sat-7/1/06	245207	171	769	1.57	1.57	164.6
Sun-7/2/06	244550	169	769	1.57	1.57	166.1
Mon-7/3/06	244871	170	769	1.57	1.57	167.7
Tue-7/4/06	244902	170	769	1.57	1.57	169.3
Wed-7/5/06	244991	170	809	1.65	1.65	170.9
Thu-7/6/06	244862	170	809	1.65	1.65	172.6
Fri-7/7/06	244827	169	809	1.65	1.65	174.2
Sat-7/8/06	245009	170	809	1.65	1.65	175.9
Sun-7/9/06	245353	170	809	1.66	1.66	177.6
Mon-7/10/06	242129	170	733	1.48	1.48	179.0
Tue-7/11/06	244399	170	733	1.49	1.49	180.5
Wed-7/12/06	244315	170	733	1.49	1.49	182.0
Thu-7/13/06	243790	169	733	1.49	1.49	183.5
Fri-7/14/06	246648	169	733	1.51	1.51	185.0
Sat-7/15/06	245125	170	733	1.50	1.50	186.5
Sun-7/16/06	245204	170	733	1.50	1.50	188.0
Mon-7/17/06	214072	170	738	1.32	1.32	189.3
Tue-7/18/06	174418	0	738	1.07	1.07	190.4
Wed-7/19/06	245893	171	738	1.51	1.51	191.9
Thu-7/20/06	227803	171	738	1.40	1.40	193.3
Fri-7/21/06	245502	170	738	1.51	1.51	194.8
Sat-7/22/06	245805	170	738	1.51	1.51	196.4
Sun-7/23/06	245580	170	738	1.51	1.51	197.9
Mon-7/24/06	245817	170	803	1.65	1.65	199.5
Tue-7/25/06	245945	171	803	1.65	1.65	201.2
Wed-7/26/06	245998	171	803	1.65	1.65	202.8
Thu-7/27/06	234445	170	803	1.57	1.57	204.4
Fri-7/28/06	246455	171	803	1.65	1.65	206.0
Sat-7/29/06	245341	170	803	1.64	1.64	207.7
Sun-7/30/06	215647	170	803	1.45	1.45	209.1
Mon-7/31/06	139605	170	818	0.95	0.95	210
AVERAGES		165	770	1.519	1.5	
TOTALS	7,334,508		47	47.1	210	

Maple Interim Response Operation Report



Unit E

Month of: **Aug-06**


Date	INFLUENT			EFFLUENT			1,4-DIOXANE (ppb)	BROMATE (ppb)	H2O2 Eff (ppm)			
	TW-19 Gallons	TW-19 RunTime	TW-19 GPM	IW-4 Gallons	IW-4 RunTime	IW-4 GPM				IW-5 Gallons	IW-5 RunTime	IW-5 GPM
Tue-8/1/2006	30,202	5.05	100	15,241	5.03	48	15,260	5.05	51	31	5	
Wed-8/2/2006	78,473	13.08	-	39,654	13.05	-	39,556	13.03	1	38	6	
Thu-8/3/2006	144,834	24.00	101	73,122	24.00	51	73,027	24.00	51	18	6	
Fri-8/4/2006	143,543	24.00	100	72,473	24.00	50	72,358	24.00	50	19	6	
Sat-8/5/2006	142,431	24.00	99	71,895	24.00	49	71,798	24.00	50			
Sun-8/6/2006	142,635	24.00	99	72,030	24.00	49	71,908	24.00	49			
Mon-8/7/2006	142,404	24.00	99	71,883	24.00	49	71,772	24.00	51	17	6	
Tue-8/8/2006	142,314	24.00	98	71,879	24.00	49	71,776	24.00	49	14	6	
Wed-8/9/2006	143,422	24.00	99	72,440	24.00	49	72,332	24.00	51	9	6	
Thu-8/10/2006	143,508	24.00	100	72,504	24.00	50	72,391	24.00	49	12	6	
Fri-8/11/2006	142,305	24.00	99	71,881	24.00	49	71,747	24.00	49	10	7	
Sat-8/12/2006	142,828	24.00	99	72,156	24.00	48	72,030	24.00	51			
Sun-8/13/2006	142,825	24.00	99	72,146	24.00	50	72,028	24.00	49			
Mon-8/14/2006	142,847	24.00	99	72,158	24.00	49	72,011	24.00	49	12	6	
Tue-8/15/2006	142,772	24.00	99	72,123	24.00	49	71,998	24.00	48	10	8	
Wed-8/16/2006	143,577	24.00	99	72,524	24.00	50	72,389	24.00	51	10	7	
Thu-8/17/2006	142,773	24.00	99	72,131	24.00	49	71,963	24.00	50	11	7	
Fri-8/18/2006	142,747	24.00	99	72,117	24.00	50	71,950	24.00	49	11	7	
Sat-8/19/2006	142,704	24.00	99	72,055	24.00	49	71,949	24.00	50			
Sun-8/20/2006	143,497	24.00	99	72,443	24.00	50	72,369	24.00	50			
Mon-8/21/2006	142,318	23.82	99	71,844	23.82	49	71,783	23.82	51	10	7	
Tue-8/22/2006	144,973	24.00	101	73,200	24.00	50	73,076	24.00	50	8	10	
Wed-8/23/2006	143,917	24.00	100	72,681	24.00	49	72,535	24.00	53	14	3	
Thu-8/24/2006	142,828	24.00	99	72,096	24.00	49	72,006	24.00	49	10	7	
Fri-8/25/2006	142,605	24.00	99	72,004	24.00	49	71,883	24.00	49	10	8	
Sat-8/26/2006	143,962	24.00	99	72,699	24.00	49	72,541	24.00	50			
Sun-8/27/2006	135,147	22.52	100	68,242	22.52	50	68,124	22.52	50			
Mon-8/28/2006	103,313	17.00	101	52,150	17.00	51	52,066	17.00	50	10	6	
Tue-8/29/2006	85,673	14.25	-	43,245	14.25	-	43,192	14.25	-	13	5	
Wed-8/30/2006	36,644	6.03	101	18,497	6.03	50	18,476	6.03	50	8	8	
Thu-8/31/2006	102,669	17.22	-	51,774	17.18	0	51,773	17.20	0	4	9	
Average	129,248	22	90	65,267	22	45	65,163	22	45	13.43	6.61	

Note: GPM readings are automated instantaneous readings at 3:00 AM daily. Discharge gallons are recorded higher than extraction due to higher DO levels.

**PALL LIFE SCIENCES
 MAPLE AREA TREATMENT FACILITY
 MASS REDUCTION**

Month of:
 Aug-06

31



	MASS REDUCTION					
	TW-19 Well Gallons Purged	TW-19 GPM	UNIT "E"			
			TW-19 1,4 Dioxane PPB	TW-19 1,4 Dioxane Pounds	Daily 1,4 Dioxane Pounds	Running Total 1,4 Dioxane Pounds
Tue-8/1/06	30202	100	769	0.19	0.19	210.2
Wed-8/2/06	78473	0	769	0.50	0.50	210.7
Thu-8/3/06	144834	101	769	0.93	0.93	211.6
Fri-8/4/06	143543	100	769	0.92	0.92	212.5
Sat-8/5/06	142431	99	769	0.91	0.91	213.5
Sun-8/6/06	142635	99	769	0.92	0.92	214.4
Mon-8/7/06	142404	99	820	0.97	0.97	215.4
Tue-8/8/06	142314	98	820	0.97	0.97	216.3
Wed-8/9/06	143422	99	820	0.98	0.98	217.3
Thu-8/10/06	143508	100	820	0.98	0.98	218.3
Fri-8/11/06	142305	99	820	0.97	0.97	219.3
Sat-8/12/06	142828	99	820	0.98	0.98	220.2
Sun-8/13/06	142825	99	820	0.98	0.98	221.2
Mon-8/14/06	142847	99	787	0.94	0.94	222.2
Tue-8/15/06	142772	99	787	0.94	0.94	223.1
Wed-8/16/06	143577	99	787	0.94	0.94	224.0
Thu-8/17/06	142773	99	787	0.94	0.94	225.0
Fri-8/18/06	142747	99	787	0.94	0.94	225.9
Sat-8/19/06	142704	99	787	0.94	0.94	226.8
Sun-8/20/06	143497	99	787	0.94	0.94	227.8
Mon-8/21/06	142318	99	720	0.86	0.86	228.6
Tue-8/22/06	144973	101	720	0.87	0.87	229.5
Wed-8/23/06	143917	100	720	0.86	0.86	230.4
Thu-8/24/06	142828	99	720	0.86	0.86	231.2
Fri-8/25/06	142605	99	720	0.86	0.86	232.1
Sat-8/26/06	143962	99	720	0.86	0.86	233.0
Sun-8/27/06	135147	100	720	0.81	0.81	233.8
Mon-8/28/06	103313	101	708	0.61	0.61	234.4
Tue-8/29/06	85673	0	708	0.51	0.51	234.9
Wed-8/30/06	36644	101	708	0.22	0.22	235.1
Thu-8/31/06	102669	0	708	0.61	0.61	236
AVERAGES		90	766	0.829	0.8	
TOTALS	4,006,690			26	25.7	236

Unit E



Maple Interim Response Operation Report

Month of: **Sep-06**

Date	INFLUENT			EFFLUENT								
	TW-19			IW-4			IW-5			1,4-DIOXANE (ppb)	BROMATE (ppb)	H2O2 Eff (ppm)
	Gallons	RunTime	GPM	Gallons	RunTime	GPM	Gallons	RunTime	GPM			
Fri-9/1/2006	145,128	24.00	99	73,263	24.00	50	73,163	24.00	49			
Sat-9/2/2006	144,688	24.00	101	73,027	24.00	51	72,951	24.00	51			
Sun-9/3/2006	145,204	24.00	101	73,289	24.00	51	73,196	24.00	51			
Mon-9/4/2006	146,408	24.00	101	73,918	24.00	51	73,831	24.00	51			
Tue-9/5/2006	144,935	24.00	101	73,177	24.00	51	73,079	24.00	50	11	5	
Wed-9/6/2006	144,040	24.00	100	72,707	24.00	50	72,648	24.00	50	9	7	
Thu-9/7/2006	143,913	24.00	100	72,678	24.00	50	72,585	24.00	50	13	7	
Fri-9/8/2006	144,219	24.00	99	72,818	24.00	49	72,729	24.00	50	14	6	
Sat-9/9/2006	144,205	24.00	100	72,817	24.00	50	72,719	24.00	50			
Sun-9/10/2006	144,330	24.00	100	72,863	24.00	50	72,800	24.00	50			
Mon-9/11/2006	144,499	24.00	100	72,932	24.00	50	72,867	24.00	50	11	8	
Tue-9/12/2006	144,519	24.00	100	72,977	24.00	51	72,837	24.00	49	16	nd	
Wed-9/13/2006	144,375	24.00	100	72,903	24.00	51	72,770	24.00	50	18	nd	
Thu-9/14/2006	143,024	24.00	100	72,212	24.00	50	72,094	24.00	51	15	5	
Fri-9/15/2006	142,746	24.00	99	72,060	24.00	50	71,982	24.00	49	14	5	
Sat-9/16/2006	142,749	24.00	99	72,078	24.00	50	71,986	24.00	49			
Sun-9/17/2006	142,722	24.00	99	72,072	24.00	49	71,939	24.00	51			
Mon-9/18/2006	143,085	24.00	99	72,235	24.00	50	72,139	24.00	49	27	nd	
Tue-9/19/2006	142,564	24.00	99	72,004	24.00	49	71,855	24.00	50	12	6	
Wed-9/20/2006	144,183	24.00	100	72,804	24.00	51	72,675	24.00	49	11	5	
Thu-9/21/2006	144,321	24.00	100	72,874	24.00	49	72,725	24.00	50	12	nd	
Fri-9/22/2006	144,006	24.00	100	72,717	24.00	50	72,545	24.00	49	16	6	
Sat-9/23/2006	144,321	24.00	100	72,869	24.00	51	72,714	24.00	50			
Sun-9/24/2006	144,182	24.00	100	72,823	24.00	51	72,682	24.00	50			
Mon-9/25/2006	142,814	24.00	100	72,119	24.00	50	71,976	24.00	49	13	6	
Tue-9/26/2006	142,527	24.00	98	71,993	24.00	49	71,814	24.00	49	15	5	
Wed-9/27/2006	32,210	5.42	99	16,263	5.42	50	16,245	5.42	50	22	nd	
Thu-9/28/2006	96,199	16.07	-	48,514	16.03	0	48,517	16.07	2	10	5	
Fri-9/29/2006	146,288	24.00	101	73,871	24.00	51	73,699	24.00	50	7	9	
Sat-9/30/2006	146,380	24.00	102	73,854	24.00	51	73,765	24.00	50			
Average	138,826	23	97	70,091	23	48	69,984	23	48	14.00	4.47	


Note: GPM readings are automated instantaneous readings at 3:00 AM daily. Discharge gallons are recorded higher than extraction due to higher DO levels.

**PALL LIFE SCIENCES
 MAPLE AREA TREATMENT FACILITY
 MASS REDUCTION**

Month of:
 September-06

	MASS REDUCTION					
	TW-19 Well Gallons Purged	TW-19 GPM			UNIT "E"	
			TW-19 1,4 Dioxane PPM	TW-19 1,4 Dioxane Pounds	Daily 1,4 Dioxane Pounds	Running Total 1,4 Dioxane Pounds
Fri-9/1/06	145128	99	708	0.86	0.86	236.9
Sat-9/2/06	144688	101	708	0.85	0.85	237.7
Sun-9/3/06	145204	101	708	0.86	0.86	238.6
Mon-9/4/06	146408	101	708	0.87	0.87	239.4
Tue-9/5/06	144935	101	805	0.97	0.97	240.4
Wed-9/6/06	144040	100	805	0.97	0.97	241.4
Thu-9/7/06	143913	100	805	0.97	0.97	242.3
Fri-9/8/06	144219	99	805	0.97	0.97	243.3
Sat-9/9/06	144205	100	805	0.97	0.97	244.3
Sun-9/10/06	144330	100	805	0.97	0.97	245.3
Mon-9/11/06	144499	100	722	0.87	0.87	246.1
Tue-9/12/06	144519	100	722	0.87	0.87	247.0
Wed-9/13/06	144375	100	722	0.87	0.87	247.9
Thu-9/14/06	143024	100	722	0.86	0.86	248.7
Fri-9/15/06	142746	99	722	0.86	0.86	249.6
Sat-9/16/06	142749	99	722	0.86	0.86	250.4
Sun-9/17/06	142722	99	722	0.86	0.86	251.3
Mon-9/18/06	143085	99	780	0.93	0.93	252.2
Tue-9/19/06	142564	99	780	0.93	0.93	253.2
Wed-9/20/06	144183	100	780	0.94	0.94	254.1
Thu-9/21/06	144321	100	780	0.94	0.94	255.0
Fri-9/22/06	144006	100	780	0.94	0.94	256.0
Sat-9/23/06	144321	100	780	0.94	0.94	256.9
Sun-9/24/06	144182	100	780	0.94	0.94	257.9
Mon-9/25/06	142814	100	776	0.92	0.92	258.8
Tue-9/26/06	142527	98	776	0.92	0.92	259.7
Wed-9/27/06	32210	99	776	0.21	0.21	259.9
Thu-9/28/06	96199	0	776	0.62	0.62	260.5
Fri-9/29/06	146288	101	776	0.95	0.95	261.5
Sat-9/30/06	146380	102	776	0.95	0.95	262.4
Sun-10/1/06	0	0	776			262
AVERAGES		93	762	0.881	0.9	
TOTALS	4,164,784		26	26.4		262

Maple Interim Response Operation Report



Month of: **Oct-06**

Date	INFLUENT			EFFLUENT								
	TW-19			IW-4			IW-5			1,4-DIOXANE (ppb)	BROMATE (ppb)	H2O2 Eff (ppm)
Gallons	RunTime	GPM	Gallons	RunTime	GPM	Gallons	RunTime	GPM				
Sun-10/1/2006	145,492	24.00	101	73,441	24.00	51	73,314	24.00	50			
Mon-10/2/2006	144,073	24.00	100	72,738	24.00	50	72,620	24.00	49	14	ND	
Tue-10/3/2006	68,220	11.38	99	34,457	11.38	49	34,381	11.38	50	16	ND	
Wed-10/4/2006	2,639	0.47	-	1,270	0.45	0	1,396	0.45	1			
Thu-10/5/2006	2,461	0.42	-	1,229	0.40	0	1,307	0.42	-			
Fri-10/6/2006	104,732	17.47	-	52,857	17.45	-	52,809	17.45	1	11	ND	
Sat-10/7/2006	143,549	24.00	100	72,493	24.00	51	72,306	24.00	50			
Sun-10/8/2006	143,111	24.00	99	72,272	24.00	50	72,081	24.00	50			
Mon-10/9/2006	142,952	24.00	99	72,190	24.00	50	72,024	24.00	49	11	5	
Tue-10/10/2006	142,902	24.00	99	72,170	24.00	50	72,005	24.00	49	9	6	
Wed-10/11/2006	142,920	24.00	99	72,199	24.00	50	72,074	24.00	49	12	5	
Thu-10/12/2006	142,853	24.00	99	72,139	24.00	50	72,030	24.00	49	9	5	
Fri-10/13/2006	143,248	24.00	99	72,338	24.00	51	72,228	24.00	49	12	5	
Sat-10/14/2006	131,866	21.95	100	66,573	21.95	49	66,492	21.95	50			
Sun-10/15/2006	144,265	24.00	100	72,841	24.00	49	72,696	24.00	49			
Mon-10/16/2006	144,398	24.00	100	72,929	24.00	49	72,741	24.00	50	12	5	
Tue-10/17/2006	143,716	24.00	100	72,579	24.00	50	72,410	24.00	50	10	7	
Wed-10/18/2006	143,301	24.00	99	72,396	24.00	50	72,191	24.00	49	13	ND	
Thu-10/19/2006	136,855	22.80	99	69,056	22.77	49	69,032	22.78	49	9	5	
Fri-10/20/2006	145,020	24.00	100	73,230	24.00	51	73,071	24.00	49	11	5	
Sat-10/21/2006	145,269	24.00	100	73,393	24.00	47	73,174	24.00	48			
Sun-10/22/2006	144,300	24.00	101	72,871	24.00	49	72,712	24.00	51			
Mon-10/23/2006	144,391	24.00	99	72,951	24.00	49	72,749	24.00	51	10	ND	
Tue-10/24/2006	145,842	24.00	100	73,669	24.00	50	73,495	24.00	49	12	ND	
Wed-10/25/2006	146,200	24.00	101	73,831	24.00	50	73,697	24.00	50	12	ND	
Thu-10/26/2006	145,640	24.00	101	73,589	24.00	51	73,375	24.00	50	11	ND	
Fri-10/27/2006	142,822	24.00	100	72,159	24.00	50	71,957	24.00	51	13	ND	
Sat-10/28/2006	142,577	24.00	99	72,019	24.00	51	71,864	24.00	49			
Sun-10/29/2006	142,633	24.00	99	72,010	24.00	50	71,906	24.00	50			
Mon-10/30/2006	132,802	24.00	99	34,277	11.42	49	99,896	24.00	49	16	ND	
Tue-10/31/2006	133,574	24.00	85	34,897	11.43	0	100,013	23.98	86	10	ND	
Average	129,827	22	89	63,454	21	43	67,550	22	46	11.65	2.40	

Note: GPM readings are automated instantaneous readings at 3:00 AM daily. Discharge gallons are recorded higher than extraction due to higher DO levels.

**PALL LIFE SCIENCES
MAPLE AREA TREATMENT FACILITY
MASS REDUCTION**

Month of:
Oct-06

	MASS REDUCTION					
	TW-19 Well Gallons Purged	TW-19 GPM			UNIT "E"	
			TW-19 1,4 Dioxane ppb	TW-19 1,4 Dioxane Pounds	Daily 1,4 Dioxane Pounds	Running Total 1,4 Dioxane Pounds
Sun-10/1/06	145492	101	776	0.94	0.94	262.9
Mon-10/2/06	144073	100	776	0.93	0.93	263.9
Tue-10/3/06	68220	99	776	0.44	0.44	264.3
Wed-10/4/06	2639	0	776	0.02	0.02	264.3
Thu-10/5/06	2461	0	776	0.02	0.02	264.3
Fri-10/6/06	104732	0	776	0.68	0.68	265.0
Sat-10/7/06	143549	100	776	0.93	0.93	266.0
Sun-10/8/06	143111	99	776	0.93	0.93	266.9
Mon-10/9/06	142952	99	776	0.93	0.93	267.8
Tue-10/10/06	142902	99	776	0.93	0.93	268.7
Wed-10/11/06	142920	99	776	0.93	0.93	269.7
Thu-10/12/06	142853	99	776	0.93	0.93	270.6
Fri-10/13/06	143248	99	776	0.93	0.93	271.5
Sat-10/14/06	131866	100	776	0.85	0.85	272.4
Sun-10/15/06	144265	100	776	0.93	0.93	273.3
Mon-10/16/06	144398	100	776	0.94	0.94	274.2
Tue-10/17/06	143716	100	776	0.93	0.93	275.2
Wed-10/18/06	143301	99	776	0.93	0.93	276.1
Thu-10/19/06	136855	99	776	0.89	0.89	277.0
Fri-10/20/06	145020	100	776	0.94	0.94	277.9
Sat-10/21/06	145269	100	776	0.94	0.94	278.9
Sun-10/22/06	144300	101	776	0.93	0.93	279.8
Mon-10/23/06	144391	99	776	0.94	0.94	280.7
Tue-10/24/06	145842	100	776	0.94	0.94	281.7
Wed-10/25/06	146200	101	776	0.95	0.95	282.6
Thu-10/26/06	145640	101	776	0.94	0.94	283.6
Fri-10/27/06	142822	100	776	0.92	0.92	284.5
Sat-10/28/06	142577	99	776	0.92	0.92	285.4
Sun-10/29/06	142633	99	776	0.92	0.92	286.3
Mon-10/30/06	132802	99	776	0.86	0.86	287.2
Tue-10/31/06	133574	85	776	0.86	0.86	288
AVERAGES		89	776	0.841	0.8	
TOTALS	4,024,623			26	26.1	288

Maple Interim Response Operation Report

RECEIVED
 DEC 20 2006
WATER PURIFICATION & TREATMENT DIV.

Month of: **Nov-06**

Date	INFLUENT			EFFLUENT								
	TW-19			IW-4			IW-5			1,4-DIOXANE (ppb)	BROMATE (ppb)	H2O2 Eff (ppm)
	Gallons	RunTime	GPM	Gallons	RunTime	GPM	Gallons	RunTime	GPM			
Wed-11/1/2006	145,642	24.00	102	73,525	24.00	51	73,390	24.00	51	10	ND	
Thu-11/2/2006	145,422	24.00	101	71,095	24.00	51	75,638	24.00	50	11	6	
Fri-11/3/2006	145,785	24.00	101	69,775	24.00	49	77,363	24.00	54	11	6	
Sat-11/4/2006	145,756	24.00	101	69,753	24.00	47	77,358	24.00	53			
Sun-11/5/2006	145,814	24.00	101	69,817	24.00	47	77,348	24.00	54			
Mon-11/6/2006	145,780	24.00	101	69,804	24.00	48	77,381	24.00	52	12	6	
Tue-11/7/2006	145,679	24.00	101	69,734	24.00	47	77,329	24.00	54	12	5	
Wed-11/8/2006	145,603	24.00	101	69,738	24.00	47	77,267	24.00	53	12	6	
Thu-11/9/2006	137,282	22.65	101	65,761	22.65	47	72,850	22.65	52	12	6	
Fri-11/10/2006	75,418	12.48	-	36,114	12.48	0	39,987	12.48	1	11	6	
Sat-11/11/2006	145,235	24.00	101	69,520	24.00	48	77,009	24.00	53			
Sun-11/12/2006	145,214	24.00	101	69,521	24.00	47	77,011	24.00	54			
Mon-11/13/2006	145,239	24.00	101	69,533	24.00	47	77,051	24.00	53	13	5	
Tue-11/14/2006	145,138	24.00	100	69,476	24.00	47	76,981	24.00	52	12	6	
Wed-11/15/2006	145,041	24.00	101	69,474	24.00	47	76,936	24.00	53	12	6	
Thu-11/16/2006	144,769	24.00	100	69,323	24.00	48	76,818	24.00	53	13	ND	
Fri-11/17/2006	144,616	24.00	100	69,279	24.00	47	76,720	24.00	52	12	6	
Sat-11/18/2006	144,482	24.00	100	69,221	24.00	47	76,653	24.00	53			
Sun-11/19/2006	144,414	24.00	100	69,203	24.00	47	76,600	24.00	52			
Mon-11/20/2006	144,379	24.00	100	69,152	24.00	47	76,619	24.00	52	11	5	
Tue-11/21/2006	144,296	24.00	100	69,088	24.00	47	76,551	24.00	52	12	5	
Wed-11/22/2006	144,267	24.00	100	69,104	24.00	48	76,536	24.00	53	11	5	
Thu-11/23/2006	144,278	24.00	100	69,093	24.00	47	76,525	24.00	53			
Fri-11/24/2006	144,022	24.00	100	68,958	24.00	50	76,415	24.00	51	12	6	
Sat-11/25/2006	144,097	24.00	100	69,031	24.00	47	76,419	24.00	53			
Sun-11/26/2006	144,065	24.00	100	68,998	24.00	47	76,418	24.00	53			
Mon-11/27/2006	143,945	24.00	100	68,896	24.00	48	76,376	24.00	52	14	ND	
Tue-11/28/2006	42,011	7.00	100	20,114	7.00	47	22,280	7.00	53	12	5	
Wed-11/29/2006	99,801	16.65	-	47,764	16.65	-	52,975	16.65	-	8	6	
Thu-11/30/2006	145,097	24.00	101	69,454	24.00	47	76,942	24.00	54	10	5	
Average	137,420	23	94	65,977	23	44	72,725	23	49	11.57	4.81	

Note: GPM readings are automated instantaneous readings at 3:00 AM daily. Discharge gallons are recorded higher than extraction due to higher DO levels.

PALL LIFE SCIENCES
MAPLE AREA TREATMENT FACILITY
MASS REDUCTION

Month of:
Nov-06

	MASS REDUCTION					
	TW-19 Well Gallons Purged	TW-19 GPM	UNIT "E"			
			TW-19 1,4 Dioxane PPM	TW-19 1,4 Dioxane Pounds	Daily 1,4 Dioxane Pounds	Running Total 1,4 Dioxane Pounds
Wed-11/1/06	145642	102	776	0.94	0.94	288.9
Thu-11/2/06	145422	101	776	0.94	0.94	289.9
Fri-11/3/06	145785	101	776	0.94	0.94	290.8
Sat-11/4/06	145756	101	776	0.94	0.94	291.8
Sun-11/5/06	145814	101	776	0.94	0.94	292.7
Mon-11/6/06	145780	101	816	0.99	0.99	293.7
Tue-11/7/06	145679	101	816	0.99	0.99	294.7
Wed-11/8/06	145603	101	816	0.99	0.99	295.7
Thu-11/9/06	137282	101	816	0.93	0.93	296.6
Fri-11/10/06	75418	0	816	0.51	0.51	297.1
Sat-11/11/06	145235	101	816	0.99	0.99	298.1
Sun-11/12/06	145214	101	816	0.99	0.99	299.1
Mon-11/13/06	145239	101	810	0.98	0.98	300.1
Tue-11/14/06	145138	100	810	0.98	0.98	301.1
Wed-11/15/06	145041	101	810	0.98	0.98	302.1
Thu-11/16/06	144769	100	810	0.98	0.98	303.0
Fri-11/17/06	144616	100	810	0.98	0.98	304.0
Sat-11/18/06	144482	100	810	0.98	0.98	305.0
Sun-11/19/06	144414	100	810	0.98	0.98	306.0
Mon-11/20/06	144379	100	838	1.01	1.01	307.0
Tue-11/21/06	144296	100	838	1.01	1.01	308.0
Wed-11/22/06	144267	100	838	1.01	1.01	309.0
Thu-11/23/06	144278	100	838	1.01	1.01	310.0
Fri-11/24/06	144022	100	838	1.01	1.01	311.0
Sat-11/25/06	144097	100	838	1.01	1.01	312.0
Sun-11/26/06	144065	100	838	1.01	1.01	313.0
Mon-11/27/06	143945	100	806	0.97	0.97	314.0
Tue-11/28/06	42011	100	806	0.28	0.28	314.3
Wed-11/29/06	99801	0	806	0.67	0.67	315.0
Thu-11/30/06	145097	101	806	0.98	0.98	315.9
Fri-12/1/06	0	0	806			316
AVERAGES		91	812	0.931	0.9	
TOTALS	4,122,587		28	27.9	316	

Maple Interim Response Operation Report

Unit E

Month of: **Dec-06**

Date	INFLUENT			EFFLUENT								
	TW-19 Gallons	RunTime	GPM	IW-4 Gallons	RunTime	GPM	IW-5 Gallons	RunTime	GPM	I,4-DIOXANE (ppb)	BROMATE (ppb)	H2O2 Eff (ppm)
Fri-12/1/2006	145,006	24.00	100	69,384	24.00	48	76,919	24.00	52	8	ND	
Sat-12/2/2006	145,149	24.00	100	69,465	24.00	48	76,992	24.00	53			
Sun-12/3/2006	145,208	24.00	101	69,500	24.00	46	77,004	24.00	54			
Mon-12/4/2006	145,278	24.00	101	69,525	24.00	47	77,079	24.00	53	8	ND	
Tue-12/5/2006	145,262	24.00	101	69,529	24.00	48	77,071	24.00	53	9	ND	
Wed-12/6/2006	145,027	24.00	100	69,436	24.00	48	76,943	24.00	53	10	ND	
Thu-12/7/2006	144,969	24.00	100	69,386	24.00	49	76,933	24.00	52	10	ND	
Fri-12/8/2006	144,639	24.00	100	69,219	24.00	48	76,745	24.00	52	7	6	
Sat-12/9/2006	144,499	24.00	100	69,158	24.00	46	76,674	24.00	53			
Sun-12/10/2006	144,356	24.00	100	69,091	24.00	47	76,560	24.00	52			
Mon-12/11/2006	144,762	24.00	100	69,303	24.00	48	76,764	24.00	53	9	5	
Tue-12/12/2006	144,951	24.00	100	69,388	24.00	48	76,894	24.00	52	8	ND	
Wed-12/13/2006	145,097	24.00	100	69,429	24.00	48	76,989	24.00	53	9	ND	
Thu-12/14/2006	145,138	24.00	101	69,439	24.00	47	77,012	24.00	53	8	5	
Fri-12/15/2006	145,137	24.00	101	69,464	24.00	48	76,996	24.00	52	9	5	
Sat-12/16/2006	145,184	24.00	100	69,457	24.00	49	77,032	24.00	53			
Sun-12/17/2006	134,818	22.38	101	64,511	22.38	48	71,535	22.38	52			
Mon-12/18/2006	143,882	24.00	100	68,830	24.00	47	76,351	24.00	53	9	ND	
Tue-12/19/2006	143,807	24.00	99	68,801	24.00	47	76,315	24.00	53	9	ND	
Wed-12/20/2006	143,298	24.00	99	68,556	24.00	47	76,072	24.00	52	10	5	
Thu-12/21/2006	143,066	24.00	99	68,451	24.00	47	75,941	24.00	52	8	5	
Fri-12/22/2006	143,113	24.00	99	68,522	24.00	46	75,940	24.00	53	7	6	
Sat-12/23/2006	143,067	24.00	99	68,489	24.00	47	75,952	24.00	52			
Sun-12/24/2006	142,977	24.00	99	68,417	24.00	46	75,941	24.00	52			
Mon-12/25/2006	142,929	24.00	99	68,411	24.00	47	75,920	24.00	52			
Tue-12/26/2006	142,756	24.00	99	68,319	24.00	46	75,812	24.00	52	6	6	
Wed-12/27/2006	142,701	24.00	99	68,280	24.00	46	75,791	24.00	52	7	5	
Thu-12/28/2006	142,723	24.00	99	68,302	24.00	47	75,786	24.00	51	7	5	
Fri-12/29/2006	142,745	24.00	99	68,298	24.00	47	75,820	24.00	54	7	6	
Sat-12/30/2006	143,201	24.00	99	68,482	24.00	47	76,066	24.00	52			
Sun-12/31/2006	143,199	24.00	99	68,485	24.00	47	76,074	24.00	52			
Average	143,805	24	100	68,817	24	47	76,320	24	52	8.25	2.95	

JAN 16 2007

Note: GPM readings are automated instantaneous readings at 3:00 AM daily. Discharge gallons are recorded higher than extraction due to higher DO levels.

**PALL LIFE SCIENCES
MAPLE AREA TREATMENT FACILITY
MASS REDUCTION**

Month of:
Dec-06

RECEIVED
 JAN 16 2007

	MASS REDUCTION					
	TW-19 Well Gallons Purged	TW-19 GPM	UNIT "E"			
			TW-19 1,4 Dioxane PPM	TW-19 1,4 Dioxane Pounds	Daily 1,4 Dioxane Pounds	Running Total 1,4 Dioxane Pounds
Fri-12/1/06	145006	100	806	0.98	0.98	317.0
Sat-12/2/06	145149	100	806	0.98	0.98	318.0
Sun-12/3/06	145208	101	806	0.98	0.98	318.9
Mon-12/4/06	145278	101	754	0.91	0.91	319.8
Tue-12/5/06	145262	101	754	0.91	0.91	320.8
Wed-12/6/06	145027	100	754	0.91	0.91	321.7
Thu-12/7/06	144969	100	754	0.91	0.91	322.6
Fri-12/8/06	144639	100	754	0.91	0.91	323.5
Sat-12/9/06	144499	100	754	0.91	0.91	324.4
Sun-12/10/06	144356	100	754	0.91	0.91	325.3
Mon-12/11/06	144762	100	763	0.92	0.92	326.2
Tue-12/12/06	144951	100	763	0.92	0.92	327.2
Wed-12/13/06	145097	100	763	0.92	0.92	328.1
Thu-12/14/06	145138	101	763	0.92	0.92	329.0
Fri-12/15/06	145137	101	763	0.92	0.92	329.9
Sat-12/16/06	145184	100	763	0.92	0.92	330.8
Sun-12/17/06	134818	101	763	0.86	0.86	331.7
Mon-12/18/06	143882	100	762	0.91	0.91	332.6
Tue-12/19/06	143807	99	762	0.91	0.91	333.5
Wed-12/20/06	143298	99	762	0.91	0.91	334.4
Thu-12/21/06	143066	99	762	0.91	0.91	335.4
Fri-12/22/06	143113	99	762	0.91	0.91	336.3
Sat-12/23/06	143067	99	762	0.91	0.91	337.2
Sun-12/24/06	142977	99	762	0.91	0.91	338.1
Mon-12/25/06	142929	99	762	0.91	0.91	339.0
Tue-12/26/06	142756	99	772	0.92	0.92	339.9
Wed-12/27/06	142701	99	772	0.92	0.92	340.8
Thu-12/28/06	142723	99	772	0.92	0.92	341.8
Fri-12/29/06	142745	99	772	0.92	0.92	342.7
Sat-12/30/06	143201	99	772	0.92	0.92	343.6
Sun-12/31/06	143199	99	772	0.92	0.92	345
AVERAGES		100	767	0.920	0.9	
TOTALS	4,457,944			29	28.5	345