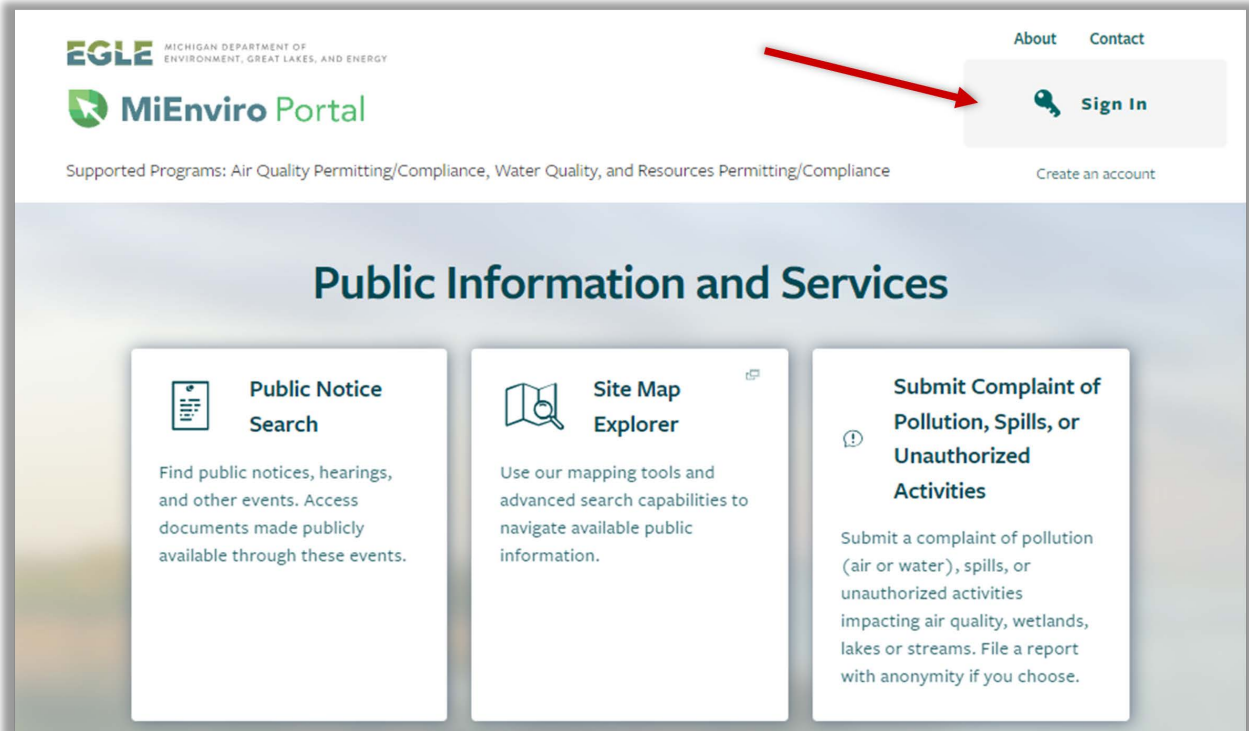
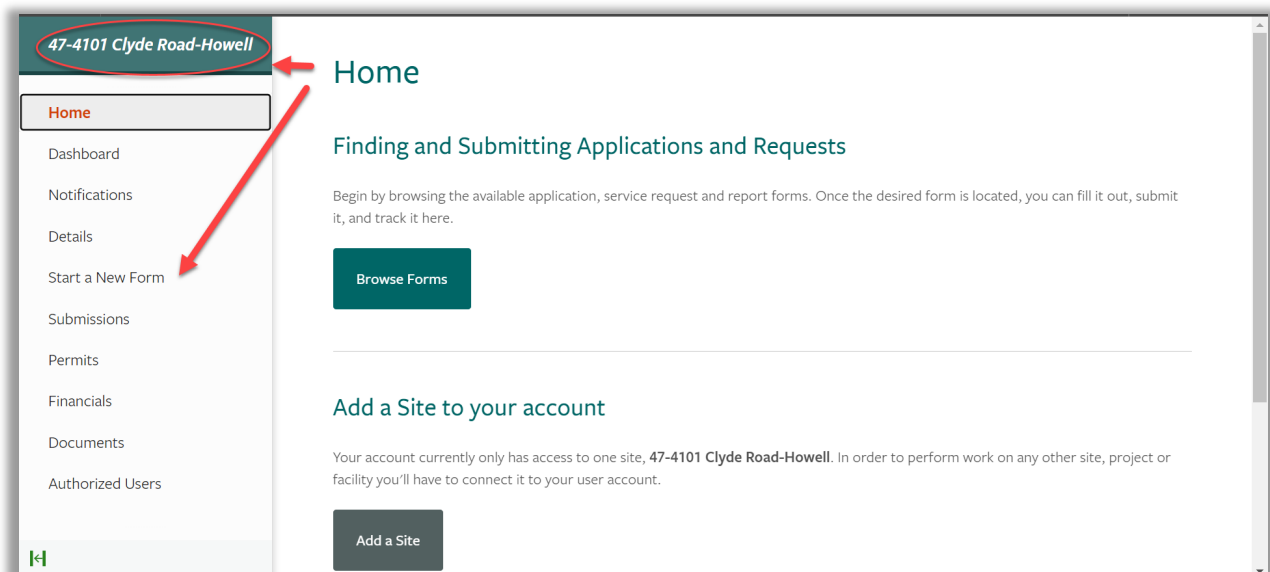


Permit Modification Request in MiEnviro Portal

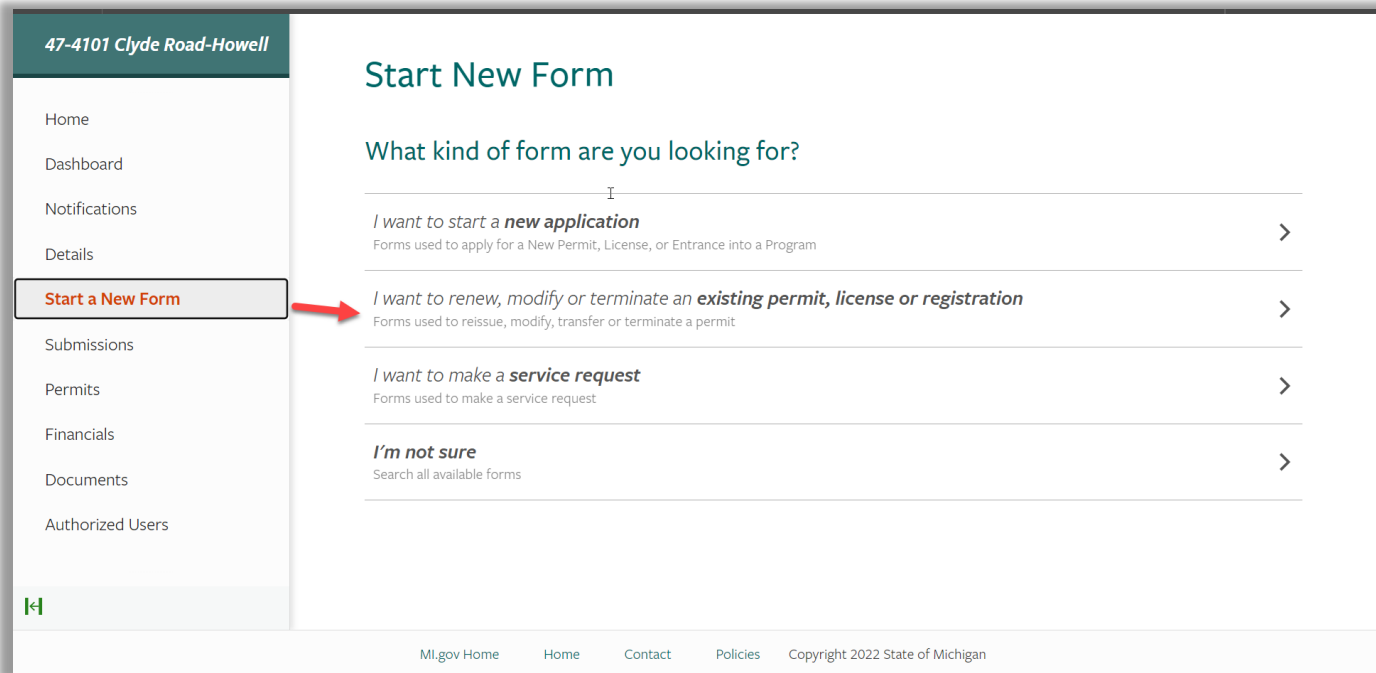
To begin a permit modification request in the MiEnviro Portal, first log into the MIEnviro Portal at MiEnviro.michigan.gov/ncore/external/home.



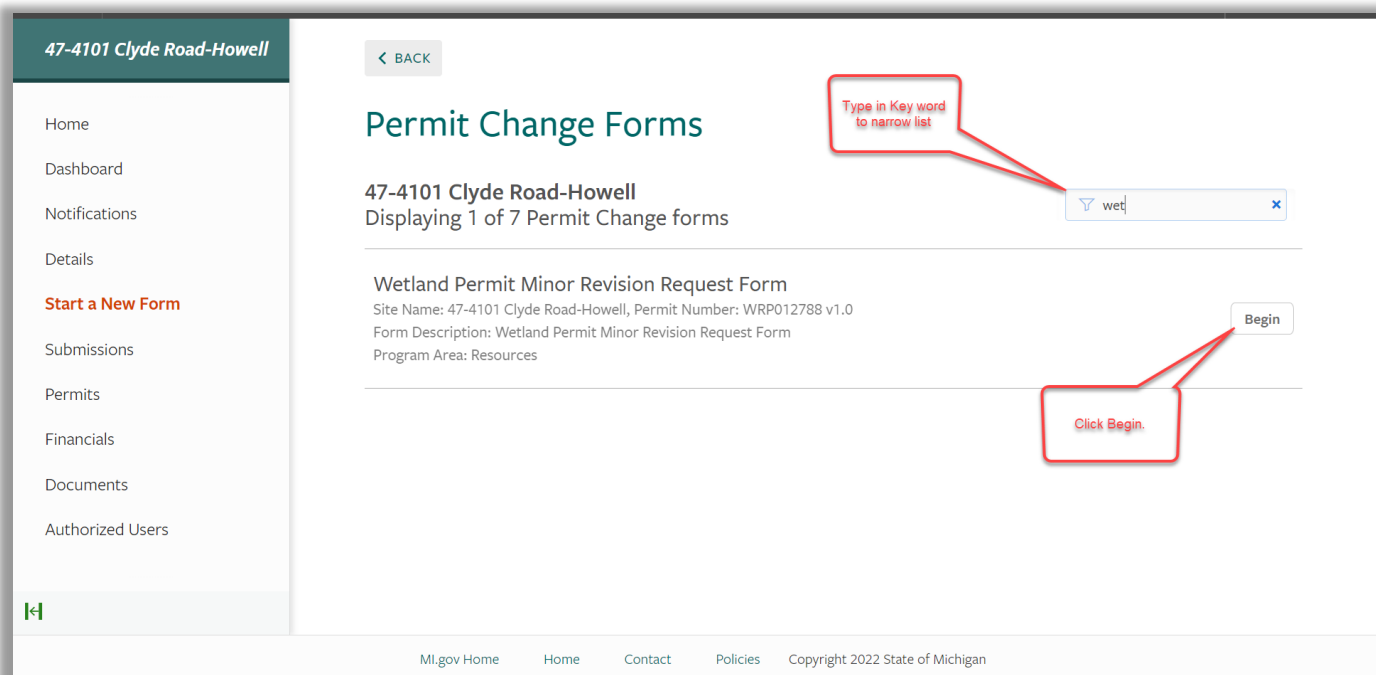
Make sure you are in the correct site. You may have to click the small triangle next to the currently selected site name to select from your site list. Once you have the correct site, then click **“Start a New Form”** from the left side menu.



Select “I want to renew, modify or terminate an existing permit, license or registration” from the list.



Type in a key word if desired (such as wetland) in the filter box to narrow down the list. Once you identify the correct form then click “Begin” on desired form depending on the type of permit that will be revised.



Please note that there are separate Permit Revision request forms depending on the resource impacts associated with the original permit (e.g., Inland Lake and Stream or Great Lakes Bottomlands, Wetlands, High Risk Erosion Area, Critical Dune Areas, or Floodplain only).

ADDITIONAL INFORMATION AND RESOURCES

- Additional MiEnviro resources: [Michigan.gov/egle/maps-data/mienviroportal](https://michigan.gov/egle/maps-data/mienviroportal)
- If you have any questions regarding this process, please reach out to MiEnviro Support staff at EGLE-WRD-MiEnviro@Michigan.gov.
- For questions specific to the Joint Permit Application, contact field staff assigned by county: [Land/Water Interface Permitting Staff Map \(michigan.gov\)](#)

EGLE does not discriminate on the basis of race, sex, religion, age, national origin, color, marital status, disability, political beliefs, height, weight, genetic information, or sexual orientation in the administration of any of its programs or activities, and prohibits intimidation and retaliation, as required by applicable laws and regulations.

To request this material in an alternate format, contact EGLE-Accessibility@Michigan.gov or 800-662-9278.