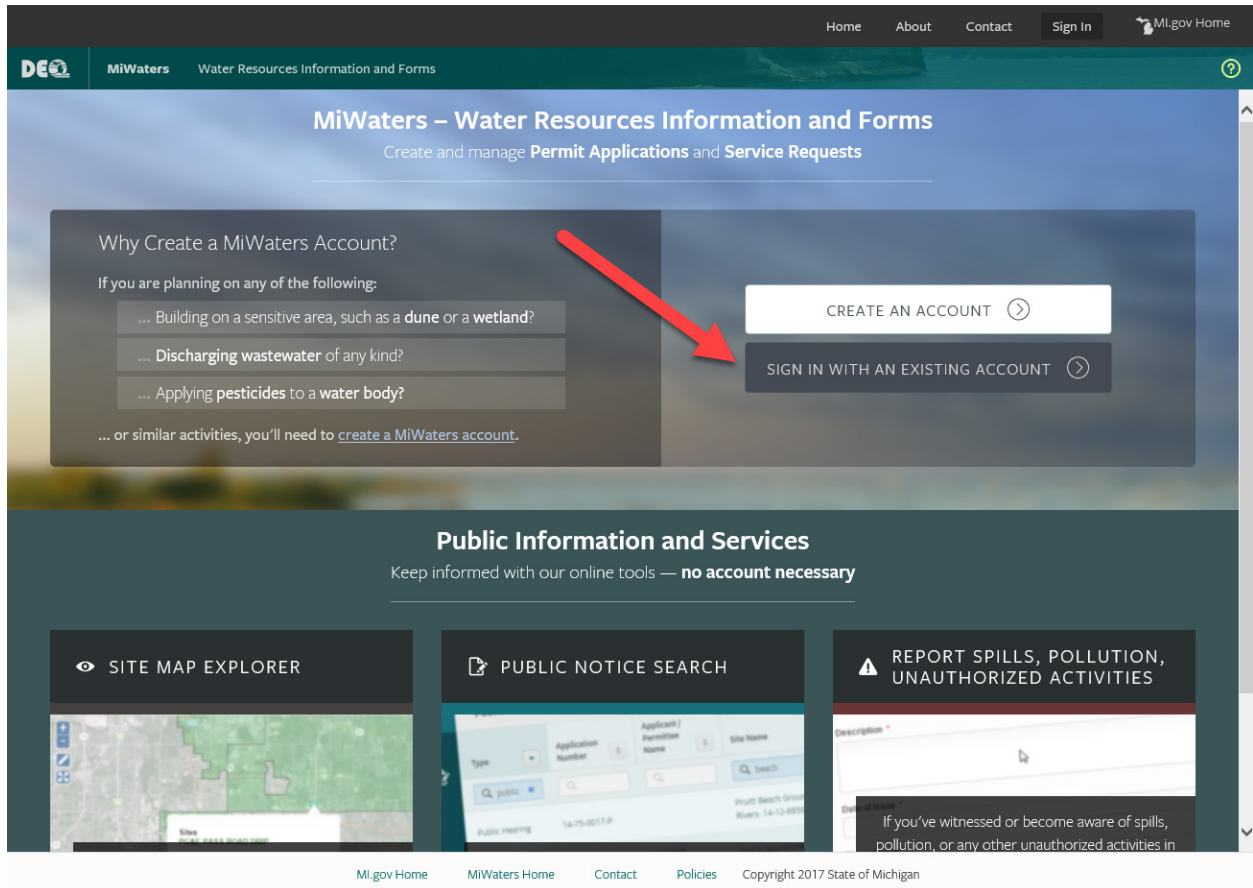


How to Start a New Joint Permit Application (JPA) Submission in MiWaters Water Resources Division

Log into MiWaters, <https://mienviro.michigan.gov/ncore/external/home>.



The screenshot displays the MiWaters website interface. At the top, there is a navigation bar with links for Home, About, Contact, Sign In, and Mi.gov Home. Below this, a header section reads "MiWaters – Water Resources Information and Forms" and "Create and manage Permit Applications and Service Requests".

The main content area features a section titled "Why Create a MiWaters Account?". It lists activities that require an account: "Building on a sensitive area, such as a dune or a wetland?", "Discharging wastewater of any kind?", and "Applying pesticides to a water body?". A red arrow points from this text to the "CREATE AN ACCOUNT" button. Below the list, it states "... or similar activities, you'll need to create a MiWaters account." The "CREATE AN ACCOUNT" button is highlighted in white, and the "SIGN IN WITH AN EXISTING ACCOUNT" button is in dark grey.

Below this section is a "Public Information and Services" area, which includes three tiles: "SITE MAP EXPLORER", "PUBLIC NOTICE SEARCH", and "REPORT SPILLS, POLLUTION, UNAUTHORIZED ACTIVITIES". Each tile contains a small image representing its function.

At the bottom of the page, there is a footer with links for "Mi.gov Home", "MiWaters Home", "Contact", "Policies", and "Copyright 2017 State of Michigan".



Michigan Department of Environmental Quality
Environmental Assistance Center 800-662-9278
www.michigan.gov/deg 10/2017

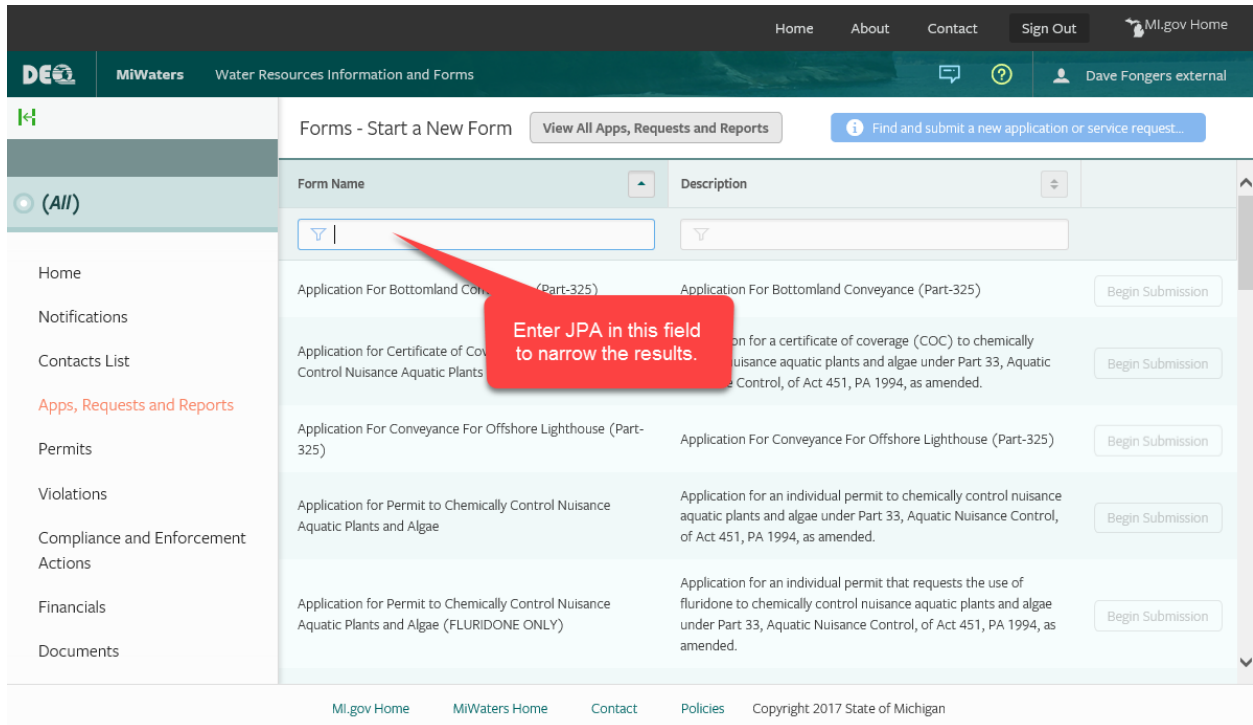
Click on Apps, Requests and Reports.

The screenshot shows the MiWaters homepage. The top navigation bar includes links for Home, About, Contact, Sign Out, and MI.gov Home. The user is logged in as Frances Kline. The left sidebar contains a navigation menu with the following items: Home, Notifications, Contacts List, Apps, Requests and Reports (highlighted with a red arrow), Permits, Violations, Compliance and Enforcement Actions, Financials, and Documents. The main content area is titled "Welcome to MiWaters" and contains sections for "Getting Started", "Finding and Submitting Applications and Requests", "Managing Information for an Existing Facility, Project, or Site", and "Getting Help".

Click on Start New Form.

The screenshot shows the "Applications, Requests and Reports" page. The top navigation bar includes links for Home, About, Contact, Sign Out, and MI.gov Home. The user is logged in as Dave Fongers external. The left sidebar contains a navigation menu with the following items: Home, Notifications, Contacts List, Apps, Requests and Reports (highlighted in red), Permits, Violations, Compliance and Enforcement Actions, Financials, and Documents. The main content area is titled "Applications, Requests and Reports" and contains sections for "Applications & Service Requests" and "Compliance Reports". In the "Applications & Service Requests" section, there are two buttons: "Start New Form" (highlighted with a red arrow) and "Continue Draft & View Submitted Forms".

Enter JPA in the field indicated below to narrow the results.

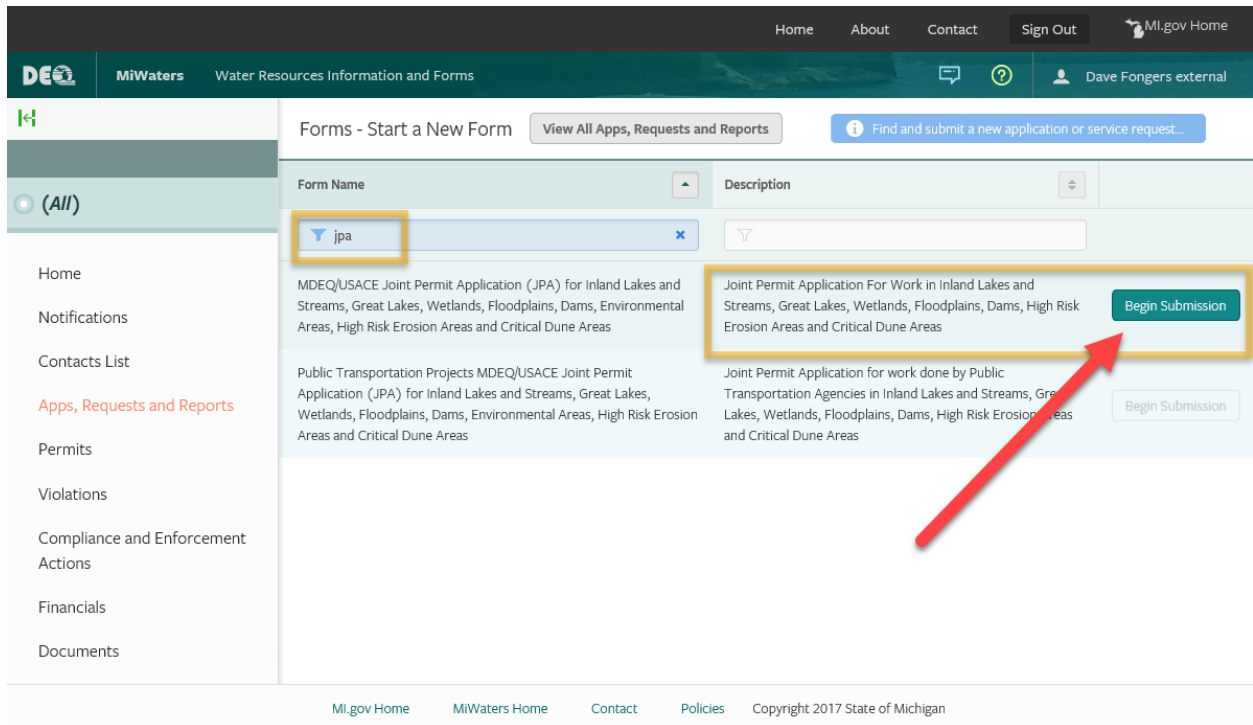


Forms - Start a New Form [View All Apps, Requests and Reports](#) [Find and submit a new application or service request...](#)

| Form Name | Description | |
|---|---|----------------------------------|
| Application For Bottomland Conveyance (Part-325) | Application For Bottomland Conveyance (Part-325) | Begin Submission |
| Application for Certificate of Coverage for Chemical Control Nuisance Aquatic Plants | Application for a certificate of coverage (COC) to chemically control nuisance aquatic plants and algae under Part 33, Aquatic Nuisance Control, of Act 451, PA 1994, as amended. | Begin Submission |
| Application For Conveyance For Offshore Lighthouse (Part-325) | Application For Conveyance For Offshore Lighthouse (Part-325) | Begin Submission |
| Application for Permit to Chemically Control Nuisance Aquatic Plants and Algae | Application for an individual permit to chemically control nuisance aquatic plants and algae under Part 33, Aquatic Nuisance Control, of Act 451, PA 1994, as amended. | Begin Submission |
| Application for Permit to Chemically Control Nuisance Aquatic Plants and Algae (FLURIDONE ONLY) | Application for an individual permit that requests the use of fluridone to chemically control nuisance aquatic plants and algae under Part 33, Aquatic Nuisance Control, of Act 451, PA 1994, as amended. | Begin Submission |

MI.gov Home MIWaters Home Contact Policies Copyright 2017 State of Michigan

Click on Begin Submission button for "Joint Permit Application for Work in Inland Lakes and Streams, Great Lakes Wetlands, Dams, High Risk Erosion Areas, and Critical Dune Areas".



Forms - Start a New Form [View All Apps, Requests and Reports](#) [Find and submit a new application or service request...](#)

| Form Name | Description | |
|---|---|----------------------------------|
| MDEQ/USACE Joint Permit Application (JPA) for Inland Lakes and Streams, Great Lakes, Wetlands, Floodplains, Dams, Environmental Areas, High Risk Erosion Areas and Critical Dune Areas | Joint Permit Application For Work in Inland Lakes and Streams, Great Lakes, Wetlands, Floodplains, Dams, High Risk Erosion Areas and Critical Dune Areas | Begin Submission |
| Public Transportation Projects MDEQ/USACE Joint Permit Application (JPA) for Inland Lakes and Streams, Great Lakes, Wetlands, Floodplains, Dams, Environmental Areas, High Risk Erosion Areas and Critical Dune Areas | Joint Permit Application for work done by Public Transportation Agencies in Inland Lakes and Streams, Great Lakes, Wetlands, Floodplains, Dams, High Risk Erosion Areas and Critical Dune Areas | Begin Submission |

MI.gov Home MIWaters Home Contact Policies Copyright 2017 State of Michigan

Enter a site name. A suggestion for the site name is the street address of the project. Then click on Begin Submission.

The screenshot shows a web application interface for MiWaters. A modal dialog box titled "Select Site" is centered on the screen. The dialog contains the text "Please provide a name for the Site before beginning your submission." Below this text is a text input field labeled "New Site Name". A red arrow points to this input field. At the bottom of the dialog are two buttons: "Cancel" and "Begin Submission". A second red arrow points to the "Begin Submission" button. The background of the page is dimmed, showing a sidebar menu on the left with options like "Home", "Notifications", "Contacts List", "Apps, Requests and Reports", "Permits", "Violations", "Compliance and Enforcement", "Actions", "Financials", and "Documents". The top navigation bar includes "Home", "About", "Contact", "Sign Out", and "MI.gov Home". The user's name "Dave Fongers external" is visible in the top right corner.

For additional assistance with MiWaters, please refer to our website, <https://www.michigan.gov/egle/maps-data/mienviroportal>.

For MiWaters contact information, please refer to <https://www.michigan.gov/egle/about/Organization/Water-Resources/mienviro-who-to-contact>.

For information or assistance on this publication, please contact the Water Resources Division through the MDEQ Environmental Assistance Center at 800-662-9278. This publication is available in alternative formats upon request.

The MDEQ will not discriminate against any individual or group on the basis of race, sex, religion, age, national origin, color, marital status, disability, political beliefs, height, weight, genetic information, or sexual orientation. Questions or concerns should be directed to the Quality of Life Human Resources, P.O. Box 30473, Lansing, Mi 48909-7973.