

MICHIGAN DEPARTMENT OF ENVIRONMENT,
GREAT LAKES, AND ENERGY

Air Quality Division

2023 IN REVIEW

EGLE



At EGLE we value reasoned decisions, serving the public, communicating with our stakeholders, and leading our team to protect Michigan’s resources, including the resource everyone needs – clean air. In 2023, our Air Quality Division staff continued to work to uphold EGLE’s mission in how we do our day-to-day work with our stakeholders and in the communities we serve.

We have some highlights to celebrate this year with the continuing work on the new MiEnviro Portal system. We are excited to have the ability to promptly provide more information to the public and to improve transparency around our work.

The summer wildfire events showed our staff’s commitment to the protection of Michigan’s residents. Staff worked around the clock to be responsive to ever-changing weather conditions. We worked hand-in-hand with other agencies to ensure information about how to be safe from wildfire smoke and harmful air pollutants was available.

We continued to add to our team. With 35% of our staff having 5 years or less with the Division, we focused efforts on training and consistency to serve our stakeholders with the highest level of competency. With a high percentage of our staff at retirement age, we also focused on succession planning and ensuring we did not lose important knowledge as we prepared other staff to step into key roles.

Our core work did not decrease in 2023. We worked to resolve complex enforcement cases, conduct necessary inspections, respond to community concerns, monitor outdoor air quality, and evaluate air permit applications.

We know 2024 will bring new challenges and our staff will need to be adaptable and nimble to meet the needs of our stakeholders. We are excited and prepared to do what is needed.

We are pleased to provide you with our 2023 Air Quality Division Year in Review.


Sincerely,

Annette Switzer, Air Quality Division Director
Michigan Department of Environment, Great Lakes, and Energy




PERMIT TO INSTALL

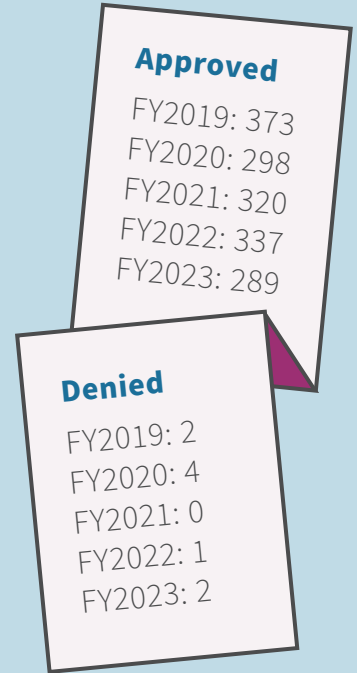
Applications Received
last 5 years



Final Permit Application Actions
last 5 years

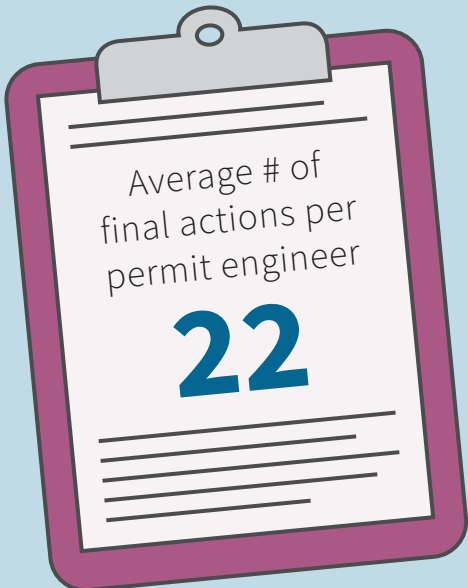


Permit Stats
last 5 years



Public Comment

15 required to go through Public Comment
274 not required to go through Public Comment



96%

applications reviewed for Administrative Completeness within 10 days

92%

applications determined to be Administratively Complete as received

98%

applications reviewed for Technical Completeness within 30 days

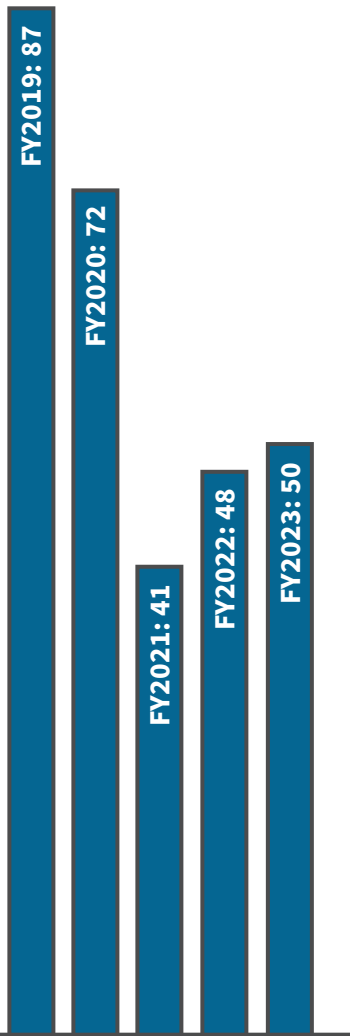
72%

technically complete applications with final action in a timely manner*

*60 days for non public comment and 120 for permits with public comments requirement

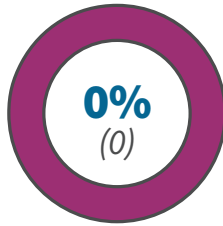
TITLE V

Applications Received (initials and renewals) *last 5 years*

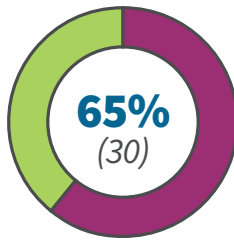


ROP modifications

83
issued



initial applications
processed in timely manner



renewal applications
processed in timely manner

0
applications re-opened
by the department

Final Permit Application Actions *last 5 years*

Approved

FY2019: 40
FY2020: 50
FY2021: 56
FY2022: 45
FY2023: 46

Denied

FY2019: 0
FY2020: 0
FY2021: 0
FY2022: 0
FY2023: 0

Withdrawn by applicant

FY2019: 5
FY2020: 0
FY2021: 0
FY2022: 0
FY2023: 4

VIOLATION NOTICES

357

violation notices sent
(including asbestos)

COMPLAINTS

2,543 received*

*513 from 1 facility

62%

led to onsite investigation

ENFORCEMENT ACTIONS

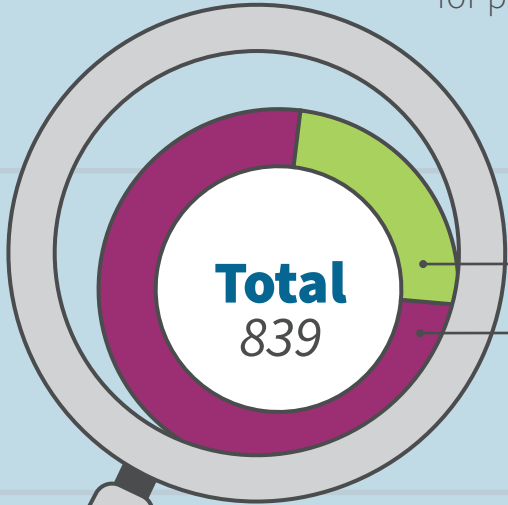
29

enforcement cases

\$2,175,448

in penalties collected for permitted sources

- 4** Contested cases and Civil Actions
- 22** Consent Orders (*including asbestos*)
- 3** Administrative Penalty Orders
- 0** Emergency Orders




Total
839

212 permitted under the ROP

627 non-permitted (*not including asbestos*)


INSPECTIONS

FUNDS APPROPRIATED
\$36,683,488




\$18,126,514

General Funds



\$10,741,478

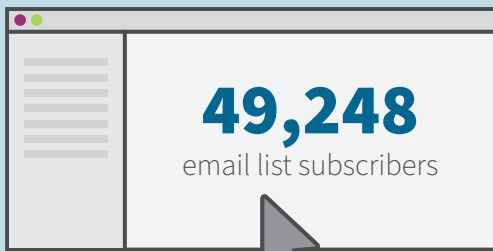
Restricted Funds



\$7,815,496

Federal Funding (grants)

OUTREACH



49,248

email list subscribers

102

notices sent

10

external trainings

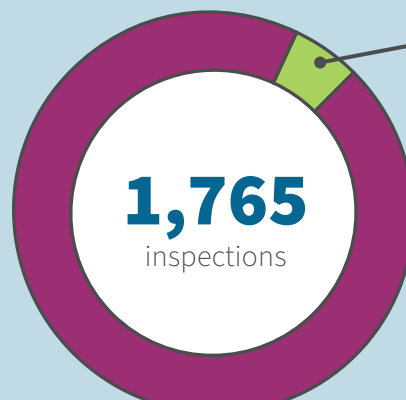
4,243

attendees/recording views

ASBESTOS

84,536

original and revised notifications



1,765

inspections

59

violation notices



ANNUAL EMISSION REPORTING

1,695 facilities reporting

88% submitted on time (or 1,498)

TOXIC AIR CONTAMINANTS (TACS)

1,274

total existing TACs

8

new or updated screening levels

AIR MONITORING

43

locations

100+

monitors

13


parameters/
pollutants

8

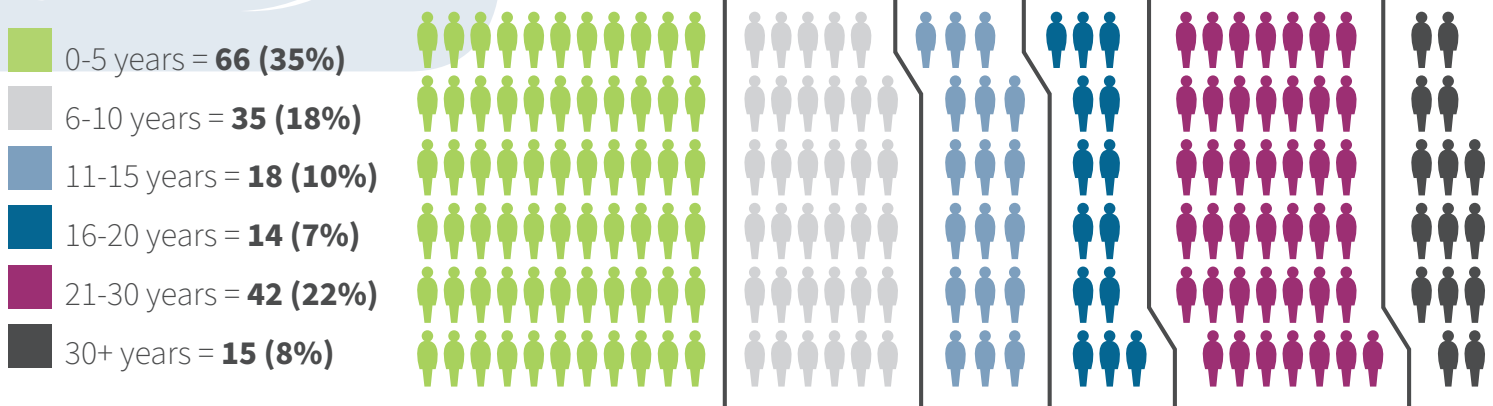
meteorological
parameters

AQD STAFF

Staff by job type



Staff by years of service (190 total)



Michigan Department of Environment, Great Lakes, and Energy | Air Quality Division
800-662-9278 | Michigan.gov/air

The Michigan Department of Environment, Great Lakes, and Energy does not discriminate on the basis of race, sex, religion, age, national origin, color, marital status, disability, political beliefs, height, weight, genetic information, or sexual orientation in the administration of any of its programs or activities, and prohibits intimidation and retaliation, as required by applicable laws and regulations.

To request this material in an alternative format, contact EGLE-Accessibility@Michigan.gov or call 800-662-9278.