



# Michigan Flu Focus

Weekly Influenza Surveillance Report



Editor: Sue Kim, MPH

Editor Email: [KimS2@michigan.gov](mailto:KimS2@michigan.gov)

March 20, 2020

Vol. 17; No. 24

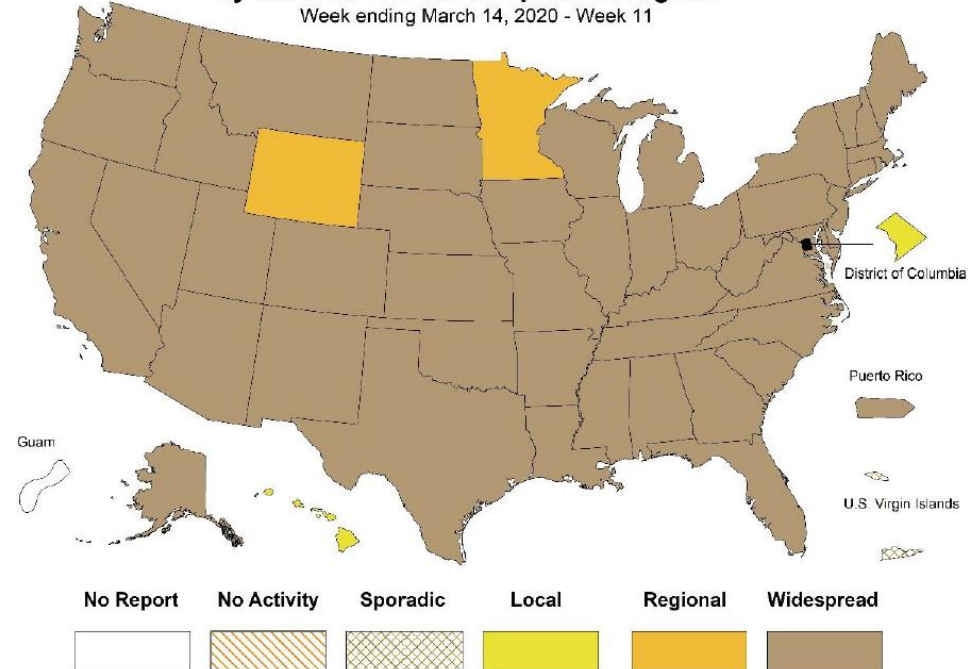
**Week Ending March 14, 2020 | WEEK 11**

Michigan Influenza Activity
No Activity
Sporadic
Local
Regional
<b><u>Widespread</u></b>

\*Clicking on the current activity level will direct you to the CDC webpage defining each activity level for the geographic spread of influenza

## Weekly Influenza Activity Estimates Reported by State & Territorial Epidemiologists\*

Week ending March 14, 2020 - Week 11



## Updates of Interest

A new study in the *Journal of the American Medical Association Network Open* expands the understanding of influenza-associated complications among hospitalized adults in the United States.

Please visit the following link for more details:

<https://www.cdc.gov/flu/spotlights/2019-2020/study-flu-complications.html>

## Influenza-associated Pediatric Mortality

Nationally, 149 influenza-associated pediatric deaths have been reported thus far for the 2019-2020 flu season. Four (4) pediatric influenza (B) deaths have been confirmed by MDHHS during this season.

## U.S. Outpatient Influenza-like Illness Surveillance Network (ILINet)

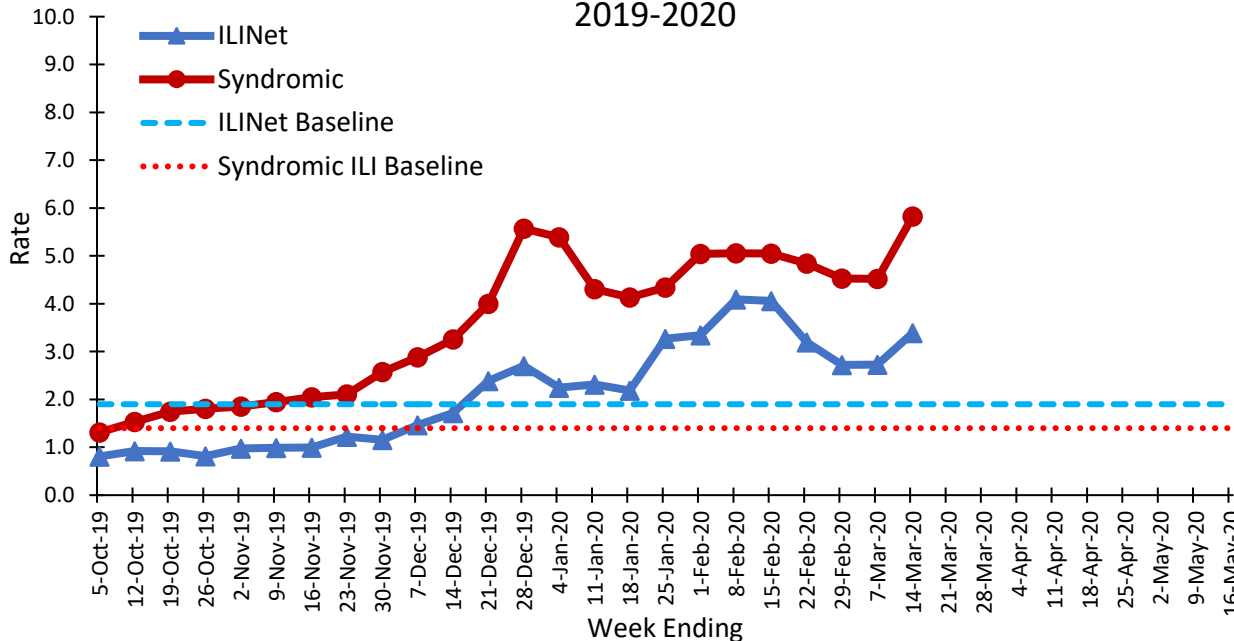
Michigan participates in ILINet, a collaborative effort between the CDC, state and local health departments, and volunteer sentinel clinicians as part of Michigan’s influenza surveillance. ILINet provides data on the total number outpatient visits to health care providers seen for any reason and the number of those patients with influenza-like illness (ILI). For this system, ILI is defined as fever (temperature of 100°F [37.8°C] or greater) and a cough and/or a sore throat without a known cause other than influenza.

### Number of Reports and ILI % by Region in Michigan during this time period:

Region	C	N	SE	SW
No. of Reporters <b>Total (23)</b>	6	5	8	4
ILI %	3.5	2.9	4.2	2.7

Data is provisional and may change as additional reports are received.

Michigan Statewide ILINet and Syndromic Surveillance, 2019-2020



## Michigan ILI Activity

**3.4%**

(Last week: 2.7%)

Regional Baseline\*: 1.9%

A total of 242 patient visits due to ILI were reported out of 7,137 office visits during this period.

\*Regional baseline is determined by calculating the mean percentage of patient visits due to ILI during non-influenza weeks for the previous three seasons and adding two standard deviations

## National Surveillance

In the United States, **5.8%** of outpatient visits were due to ILI. (Last week: 5.2%)  
This is **above** the national baseline of 2.4%

**Become an ILINET provider!**

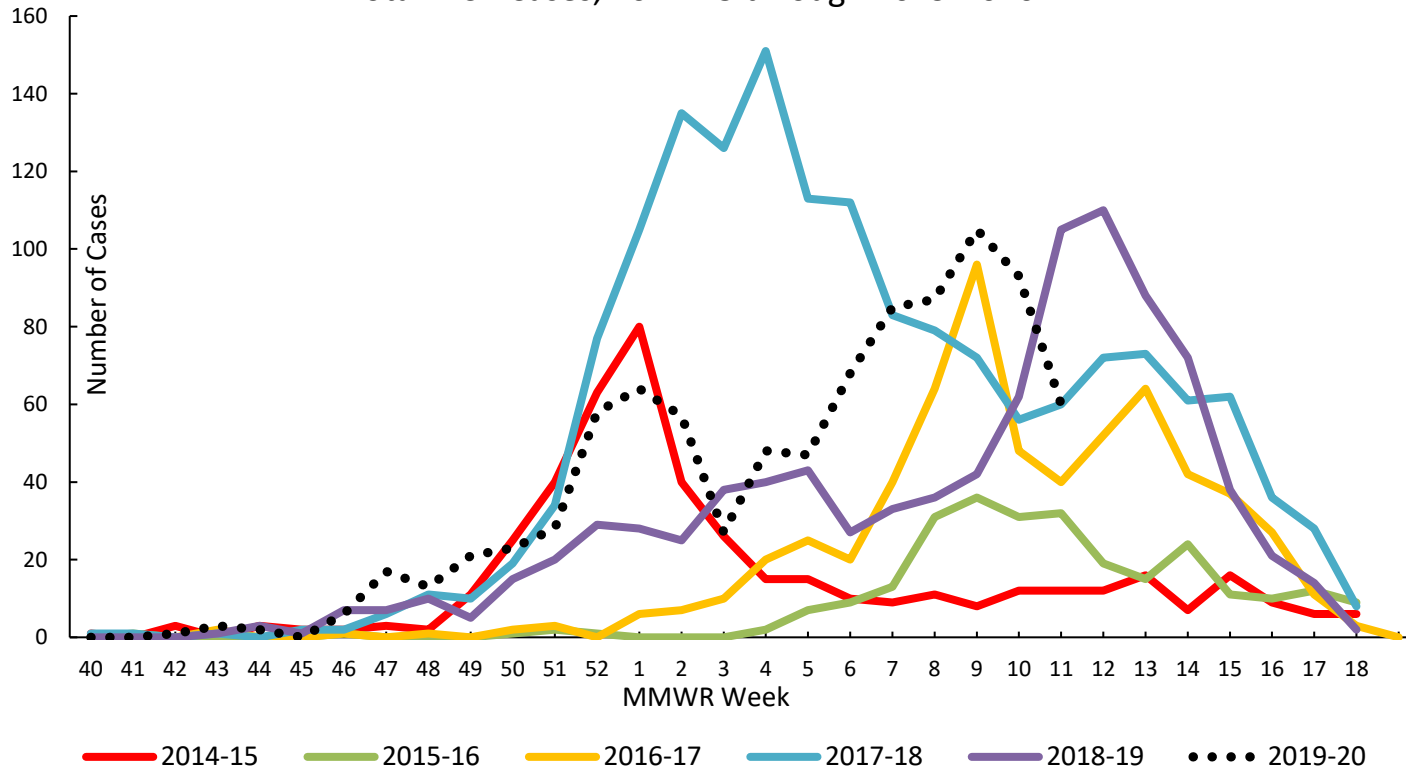
Contact Shelly Doebler at [DoeblerM@michigan.gov](mailto:DoeblerM@michigan.gov)

## Influenza Hospitalization Surveillance Project (IHSP)

The CDC's Influenza Hospitalization Surveillance Network (FluSurv-NET) provides population-based rates of laboratory-confirmed influenza-associated hospitalizations from October 1<sup>st</sup> through April 30<sup>th</sup> each year. Michigan participates as an IHSP state in FluSurv-NET for Clinton, Eaton, Genesee, Ingham, and Washtenaw Counties.

There were **60** (10 pediatric, 50 adult) influenza-associated hospitalizations reported to MDHHS for the IHSP during this time period. Since October 1<sup>st</sup>, **913 (144 pediatric, 769 adult)** influenza-related hospitalizations were reported in the catchment area for the 2019-2020 season.

Total IHSP Cases, 2014-15 through 2019-2020



Washtenaw County was added in the 2017-2018 season

## Join the Influenza Sentinel Hospital Network (ISHN)!

What is it? ISHN is a group of hospitals in Michigan that voluntarily report weekly aggregate counts of influenza positive inpatients to assist MDHHS with statewide flu surveillance

How it works: As a participating hospital in the ISHN, you would complete a brief Survey Monkey every week containing:

- Number of hospitalizations with a positive influenza test by age group during that time period
- The total number of hospitalizations due to any condition during that time period (if available)

The data you provide is aggregated by region and can assist providers and public health in recognizing changes in the age or geographic distribution of flu in this population.

If your facility is interested in participating or would like more details, please contact Sue Kim ([KimS2@michigan.gov](mailto:KimS2@michigan.gov))

# Laboratory (Virologic) Surveillance

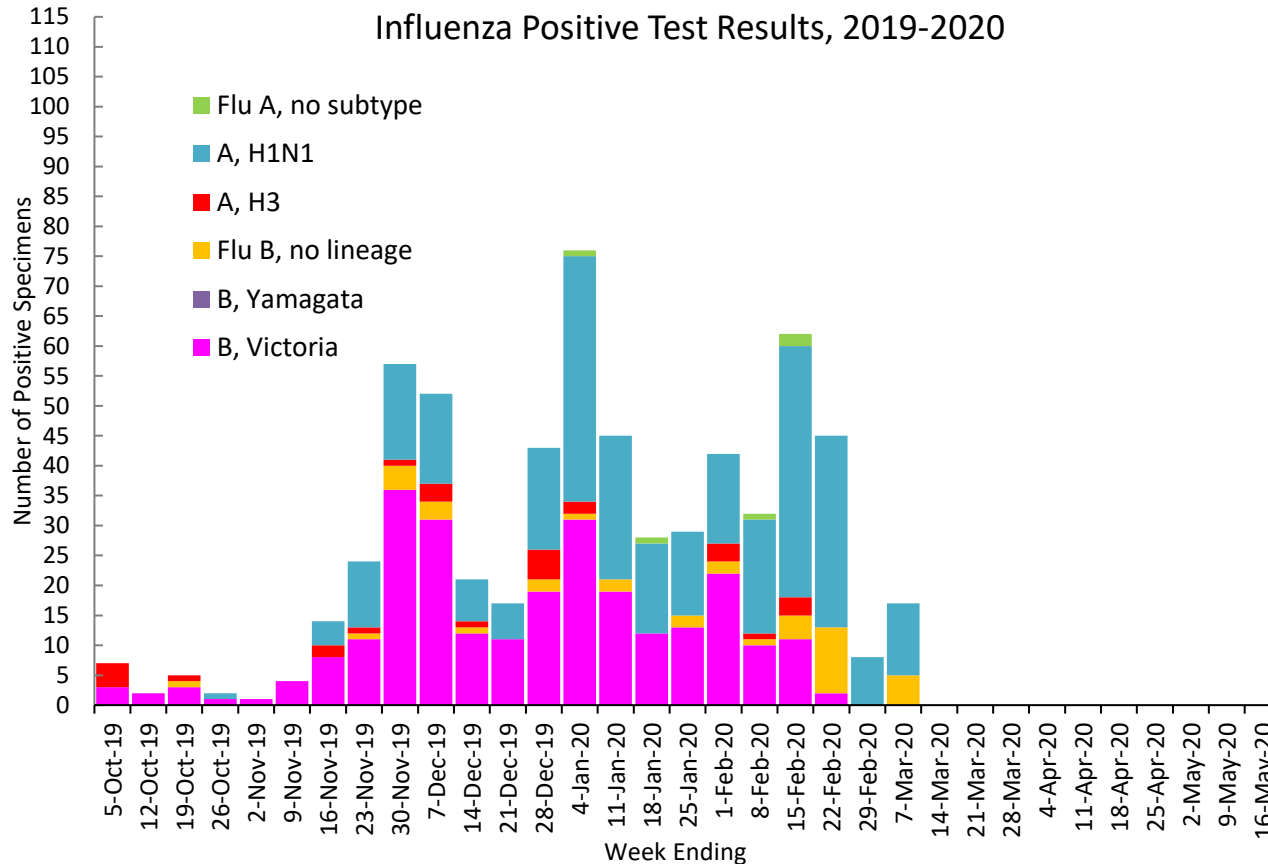
Week Ending Mar 14, 2020

There were **0** new positive influenza results (OC, ON, OSE, OSW) reported by the MDHHS Bureau of Laboratories (BOL) during this time period.

## # of Positive Respiratory Virus Results by Region

	C	N	SE	SW	Total
H1N1	124	26	43	106	299
H3N2	5	0	12	10	27
Infl B	109	7	64	122	302
<b>Total</b>	<b>238</b>	<b>33</b>	<b>119</b>	<b>238</b>	<b>628</b>

Data is provisional and may change as additional results are reported.



Note: Flu B subtyping will be reported based on MDHHS BOL testing runs and will be backtracked into this graph  
 Latest MDHHS BOL Flu B lineage determination run: *February 28, 2020*

## Michigan Sentinel Clinical Lab Network Respiratory Virus Data

Nine (9) sentinel clinical labs (3SE, 2SW, 4C, 0N) reported during this week

SE Region	
Influenza A:	moderate – high; decreasing
Influenza B:	moderate; decreasing
Parainfluenza:	low- slightly elevated
RSV:	slightly elevated
Adenovirus:	low- slightly elevated
hMPV:	elevated

Central Region	
Influenza A:	moderate; some decreases
Influenza B:	low
Parainfluenza:	no activity
RSV:	sporadic – low
Adenovirus:	no activity
hMPV:	sporadic - low

SW Region	
Influenza A:	moderate - high; some increases
Influenza B:	low – moderate; decreasing
Parainfluenza:	low
RSV:	low - slightly elevated
Adenovirus:	low
hMPV:	slightly elevated

North Region	
Influenza A:	no data available
Influenza B:	no data available
Parainfluenza:	no data available
RSV:	no data available
Adenovirus:	no data available
hMPV:	no data available

There were **13** new respiratory outbreaks (4C, 0N, 5SE, 4SW) reported to MDHHS during this time period. Respiratory outbreaks for the 2019-2020 season are listed in the table below.

**# of Congregate Setting Outbreaks by Region**

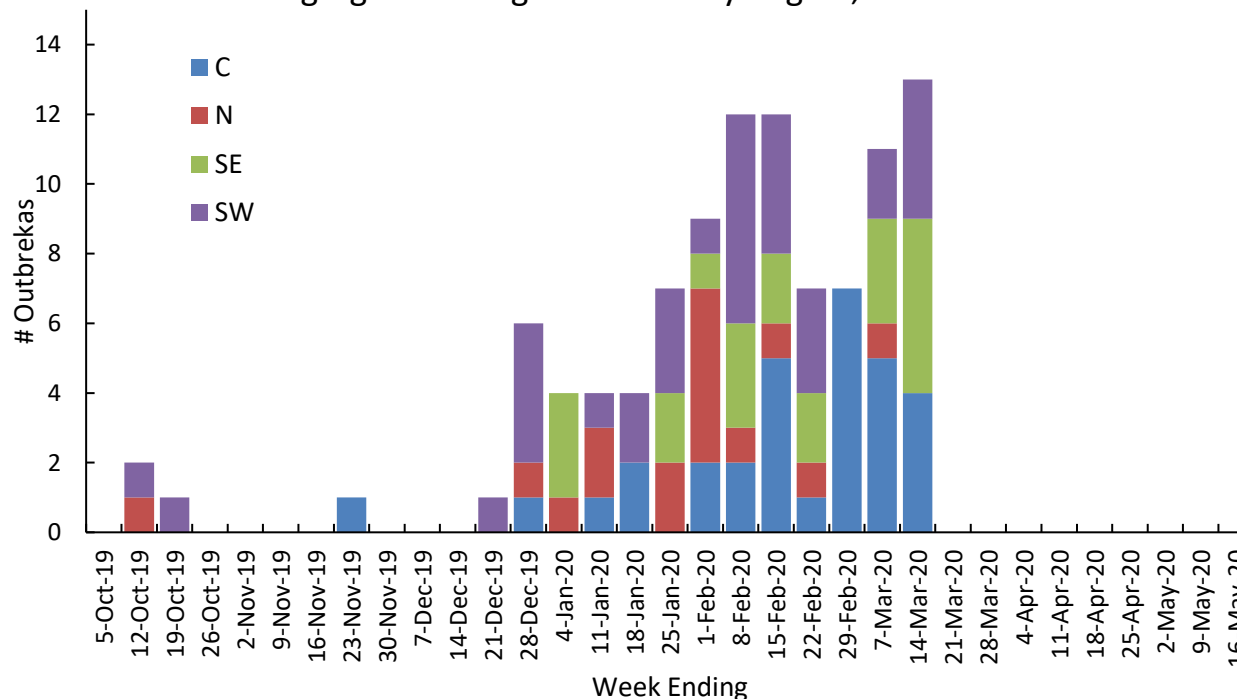
Facility Type	C	N	SE	SW	Total
Schools: K-12 & College	1	8	1	7	17
Long-term Care / Assisted Living Facility	25	6	15	21	67
Healthcare Facility	2	0	4	2	8
Daycare	0	0	0	0	0
Homeless Shelter	1	0	1	0	2
Correctional Facility	2	2	0	3	7
Other	0	0	0	0	0
<b>Total</b>	<b>31</b>	<b>16</b>	<b>21</b>	<b>33</b>	<b>101</b>

### Did you know?

Congregate setting outbreaks of viral respiratory illnesses are required to be reported to your local health department? See:

- [Influenza Guidance for Healthcare Providers](#)
- [Guideline for influenza and Respiratory Virus Outbreaks in Long-Term Care Facilities](#)

**Congregate Setting Outbreaks by Region, 2019-2020**



## Influenza Vaccine Updates

### WHO Recommendations for 2020-2021 Influenza Vaccine

The [World Health Organization \(WHO\)](#) has announced the recommended composition of influenza virus vaccines for use in the 2020-2021 Northern Hemisphere influenza season.

The WHO has made different recommendations for the vaccine virus strains to be included in egg-based compared to cell- or recombinant-based vaccines.

### 2020-2021 Flu Vaccine Components Include:

#### Egg-based Vaccines

- an A/Guangdong-Maonan/SWL1536/2019 (H1N1)pdm09-like virus;
- an A/Hong Kong/2671/2019 (H3N2)-like virus;
- a B/Washington/02/2019 (B/Victoria lineage)-like virus; and
- \*a B/Phuket/3073/2013 (B/Yamagata lineage)-like virus.

#### Cell- or recombinant-based Vaccines

- an A/Hawaii/70/2019 (H1N1)pdm09-like virus;
- an A/Hong Kong/45/2019 (H3N2)-like virus;
- a B/Washington/02/2019 (B/Victoria lineage)-like virus; and
- \*a B/Phuket/3073/2013 (B/Yamagata lineage)-like virus.

\*The B/Phuket (B/Yamagata lineage) virus will not be included in the trivalent vaccines.

**The influenza A/H1N1, A/H3N2, and B/Victoria components all are different than the virus strains included in the current Northern Hemisphere influenza vaccine for the 2019-2020 flu season.**

## Influenza News Blast

- [NEW STUDY: Improving Influenza Vaccination in Children with Asthma](#)
- [NEW STUDY: Influenza VE in Children](#)
- [Global Flu Surveillance Update](#)
- [Relative Effectiveness of Flu Vaccines in Seniors](#)
- [FDA Approves Quadrivalent Adjuvanted Flu Vaccine for Seniors](#)
- [NEW Study: Influenza Vaccine During Pregnancy and 6-month Infant Development](#)
- [Immunization Schedules, 2020](#)

## Additional Resources

- [MDHHS Influenza Webpage](#)
- [MDHHS Bureau of Laboratories \(BOL\) Webpage and Test Request Forms](#)
- [CDC FluView Weekly Report](#)
- [NFID Flu and Chronic Health Conditions Toolkit](#)
- [CDC Healthcare Professionals Flu Toolkit](#)
- [Immunization Action Coalition: Ask the Experts- Flu](#)
- [MDHHS- Influenza Vaccine F.A.Q.](#)  
View Michigan Flu Focus Report archives [here](#).

## Influenza Burden Estimates

The Centers for Disease Control and Prevention (CDC) have once again begun to release [preliminary burden estimates](#) for the 2019-2020 influenza season.

Between October 1, 2019 through March 14, 2020 it is estimated that there have been:

- **38 million – 54 million flu illnesses**
- **17 million – 25 million flu medical visits**
- **390,000 – 710,000 flu hospitalizations**
- **23,000 – 59,000 flu deaths**

Additionally, there have been 149 confirmed flu-associated pediatric deaths for the 2019-2020 flu season.

Influenza activity continues to be elevated throughout the country. Check out [CDC's Weekly Influenza Surveillance Report](#) for more information.

**Remember: It is not too late to get vaccinated! Get your flu shot!**

## MDHHS Contributors

**Bureau of Epidemiology and Population Health**  
S. Bidol, MPH, S. Kim, MPH

**Bureau of Family Health Services**  
M. Doebler, MPH

**Bureau of Laboratories**  
B. Robeson, MT, V. Vavricka, MS

For questions or to be added to the distribution list, please contact Sue Kim at [KimS2@michigan.gov](mailto:KimS2@michigan.gov)