



Michigan Flu Focus

Weekly Influenza Surveillance Report

June 13, 2025

Vol. 22; No. 34

Week Ending June 7, 2025 | WEEK 23

Editor: Sue Kim, MPH

Michigan 2024-2025 Season Overview

Outbreaks – **191** (40C, 15N, 92SE, 44SW) congregate setting influenza outbreaks were reported.

Outpatient ILI (ILINet) – Michigan's ILI activity peaked during **Week 7** (Week Ending Feb 15) at **10.6%** and was above baseline for **15** weeks.

Laboratory – **1,295** influenza positive results were reported by the MDHHS Bureau of Laboratories.

Hospitalizations – **1,932** (204 pediatric, 1,728 adult) FluSurv-NET hospitalizations were reported in the catchment area between October 1st, 2024 and April 30th, 2025.

Pediatric flu deaths – **10** influenza-associated pediatric deaths have been confirmed by MDHHS for the 2024-2025 season.

Updates of Interest

Nationally, seasonal influenza activity is low. National ILI reported through ILINet has been below baseline for 11 consecutive weeks.

Please see CDC's latest [FluView report](#) for more info.

Novel Influenza A Viruses

Nationally, **56** human infections with novel influenza A viruses were reported for the 2024-2025 season.

- 1 H1N2v
- 56 H5

For more info, visit the [CDC FluView Interactive](#)

Highly Pathogenic Avian Influenza (HPAI)

Please see the [MDHHS Highly Pathogenic Avian Influenza \(HPAI\) Evaluation and Monitoring Protocol](#) for guidance on appropriate human health measures in the event that people are exposed to infected or dead birds or livestock due to HPAI.

For the current status of HPAI in Michigan, please visit the [MDARD Avian Flu Website](#).

Swine Variant Influenza

Fair season is here! The MDHHS [Swine Variant Influenza Toolkit](#) and [Templates](#) will help LHDs in planning for and responding to suspected influenza outbreaks associated with swine at agricultural fairs and exhibits.

Flu Bytes

[How RFK, Jr.'s Dismissal of CDC Immunization Committee Panelists Will Affect America's Vaccine Access \(SciAm\)](#)

U.S. Secretary of HHS abruptly removes all 17 sitting members of the CDC's Advisory Committee on Immunization Practices (ACIP). An epidemiologist explains how this will affect people's health and vaccine access.

[ACIP to meet June 26-27 \(Federal Register\)](#)

Vaccines to be discussed: anthrax, chikungunya, COVID-19, cytomegalovirus (CMV), Human papillomavirus (HPV), influenza, Lyme disease, meningococcal, pneumococcal, Respiratory Syncytial Virus (RSV) for adults, and RSV for maternal and pediatric populations.

Influenza News Blast

- [Bird flu virus that infected MI dairy farmer capable of airborne transmission \(Det. Free Press\)](#)
- [Drug that treats flu shows additional benefit of protecting close contacts from infection \(MI Med.\)](#)
- [MI farmers call for H5N1 vaccines to protect flocks, dairy cows from virus \(Farmers' Advance\)](#)

Congregate Setting Respiratory Virus Outbreaks

There were **0** influenza outbreaks reported to MDHHS during this time period. Respiratory virus outbreaks for the 2025 summer season are summarized below.

Number of Congregate Setting Outbreaks by Region

	C	N	SE	SW	Summer 2025 Total	2024-25 Season Total
Schools: K-12 & College	0	0	0	0	0	25
Long-term Care / Assisted Living Facility	0	0	0	0	0	143
Healthcare Facility	0	0	0	0	0	7
Daycare	0	0	0	0	0	7
Homeless Shelter	0	0	0	0	0	1
Correctional Facility	0	0	0	0	0	3
Other	0	0	0	0	0	5
Summer 2025 Total	0	0	0	0	0	
2024-25 Season Total	40	15	92	44		191

Note: Data are reported on laboratory confirmed influenza outbreaks. Non-flu, non-COVID outbreaks and ILI outbreaks without confirmatory influenza testing are not reported above.

Did you know?

Congregate setting outbreaks of viral respiratory illnesses are required to be reported to your local health department. See:

- [Influenza Guidance for Healthcare Providers](#)
- [Guidelines for Influenza and Respiratory Virus Outbreaks in Long-Term Care Facilities](#)

Outbreak Response Resources:

- [MDHHS Guidelines for Influenza and Respiratory Virus Outbreaks in Long-Term Care Facilities](#)
- [MDHHS Respiratory Illness Outbreak Response Tool for use in Skilled Nursing Facilities](#)
- [CDC Viral Respiratory Pathogens Toolkit for Nursing Homes](#)

U.S. Outpatient Influenza-like Illness Surveillance Network (ILINet)

Become an ILINet provider!

ILINet providers may be healthcare clinicians from any specialty (e.g. family practice, pediatrics, internal medicine) and nearly any setting (e.g. private practice, emergency room, urgent care, school health center) who are likely to see patients with influenza-like illness.

For more information on how to enroll, contact Arianna Eaton at EatonA4@michigan.gov.

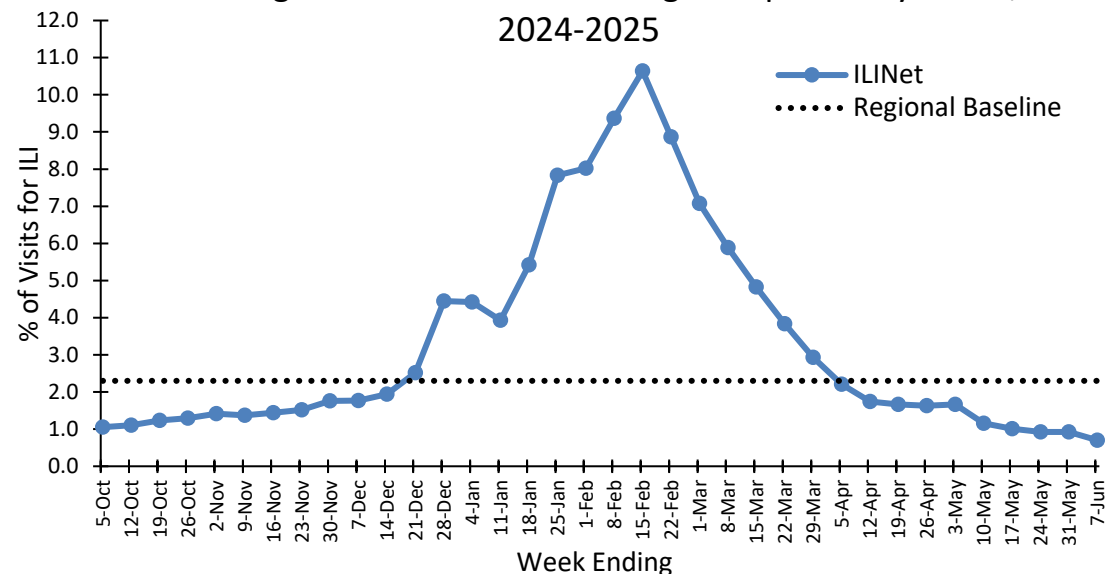
Number of Reports and ILI % by Region in Michigan during this time period:

	C	N	SE	SW
No. of Reporters, Total (290)	112	32	111	35
ILI %	0.5	1.5	0.9	0.6

Michigan ILI Activity: 0.7% (Last Week: 0.9%) A total of **979** patient visits due to ILI were reported out of **139,545** outpatient visits during this time period.

*Regional baseline is developed by calculating the mean percentage of patient visits for ILI during non-influenza weeks for the previous three seasons and adding two standard deviations

Percentage of Visits for ILI in Michigan Reported by ILINet, 2024-2025



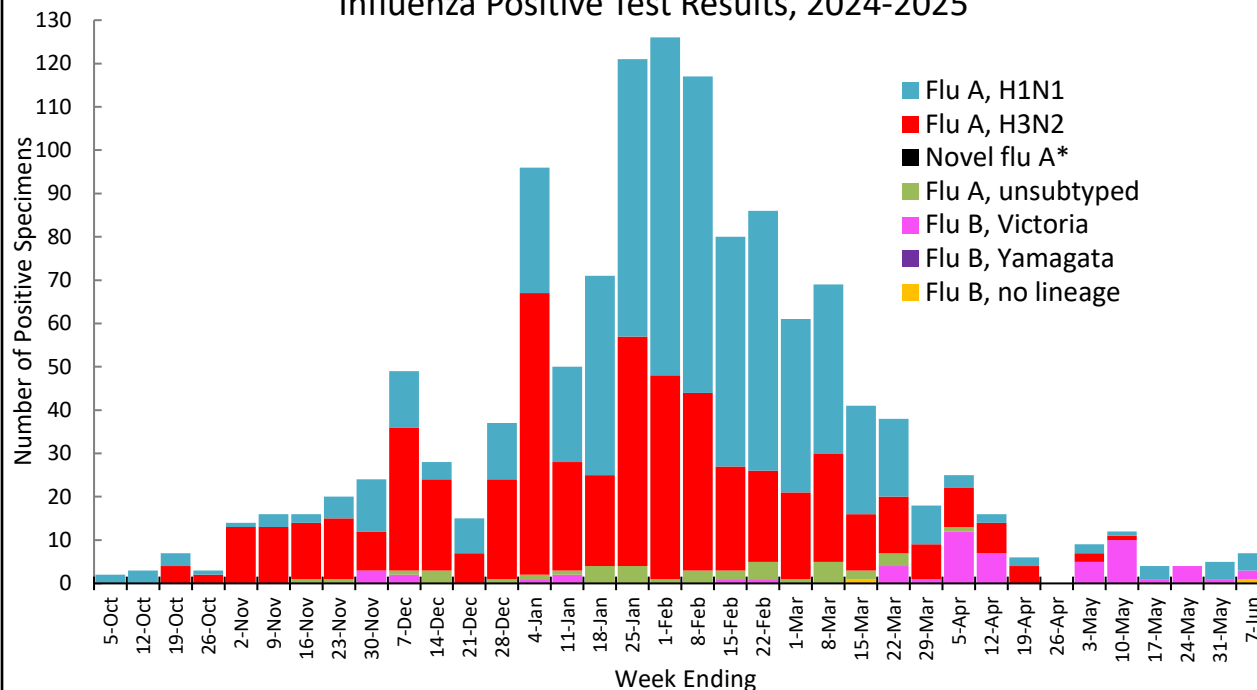
Note: ILINet monitors visits for ILI (fever and cough and/or sore throat) and may capture patient visits due to other respiratory pathogens that cause similar symptoms.

MDHHS Bureau of Laboratory (BOL) Data

There were 7 (1C, 0N, 4SE, 2SW) positive influenza results reported by the MDHHS Bureau of Laboratories (BOL) during this time period.

Number of Positive Influenza Results by Region

	C	N	SE	SW	Summer 2025 Total	2024-25 Flu Season Total
Flu A H1N1	2	0	3	3	8	639
Flu A H3N2	0	0	0	0	0	551
Novel flu A*	0	0	0	0	0	0
Flu A unsubtype	0	0	0	0	0	39
Flu B Victoria	1	0	3	3	7	50
Flu B Yamagata	0	0	0	0	0	0
Flu B no lineage	0	0	0	0	0	1
Summer 2025 Total	3	0	6	6	15	
2024-25 Season Total	309	50	436	485		1,280

Influenza Positive Test Results, 2024-2025**Michigan Sentinel Clinical Lab Network
Respiratory Virus Data**

Four (4) sentinel clinical labs (4C, 0N, 0SE, 0SW) reported during this time period.

	Southeast Region	Central Region
Influenza A:	No available data	No activity
Influenza B:	No available data	Sporadic
Parainfluenza:	No available data	Low - moderate
RSV:	No available data	Sporadic - low
Adenovirus:	No available data	Low
hMPV:	No available data	Low - slightly elevated
	Southwest Region	North Region
Influenza A:	No available data	No available data
Influenza B:	No available data	No available data
Parainfluenza:	No available data	No available data
RSV:	No available data	No available data
Adenovirus:	No available data	No available data
hMPV:	No available data	No available data

**National Respiratory and Enteric Virus
Surveillance System (NREVSS)**

The [National Respiratory and Enteric Virus Surveillance System \(NREVSS\)](#) is a laboratory-based system that monitors temporal and geographic circulation patterns (patterns occurring in time and place) of various viruses. Participating U.S. laboratories voluntarily report the total number of weekly aggregate tests performed and the weekly aggregate positive tests.

NREVSS monitors the following respiratory viruses:

- SARS-CoV-2
- RSV
- Influenza
- Parainfluenza (1-4)
- Human metapneumovirus
- Rhinovirus/enterovirus
- Adenovirus
- Human coronaviruses

Influenza Hospitalization Surveillance Network (FluSurv-NET)

The CDC's [Influenza Hospitalization Surveillance Network \(FluSurv-NET\)](#) provides population-based rates of laboratory-confirmed influenza-associated hospitalizations. Michigan participates in FluSurv-NET for Clinton, Eaton, Genesee, Ingham, and Washtenaw Counties. (Livingston County was piloted during the 2024-2025 season). **FluSurv-NET has concluded on April 30th, 2025 for the 2024-2025 season and will resume October 1st, 2025.**

MDHHS Respiratory Illness Dashboard

The MDHHS [Respiratory Illness Dashboard](#) provides seasonal data on emergency department (ED) visits, and hospital admissions associated with acute respiratory diseases including COVID-19, influenza and RSV. The hospital admission data are reported to MDHHS from over 90% of hospitals in the state.

Mortality Surveillance

Pneumonia & Influenza (P&I) Mortality Surveillance

Michigan Department of Health and Human Services Vital Records and Health Statistics provides pneumonia & influenza mortality data based on death certificates.

Please visit the [Michigan Mortality Statistics](#) webpage for more info.

Influenza-associated Pediatric Mortality

Number of Pediatric Flu Deaths in the U.S. and Michigan by Season, 2021-22 through 2024-25

	2021-22	2022-23	2023-24	2024-25
U.S. Total <small>Source: CDC FluView</small>	49	187	201	246
MI Total	1	8	8	10

Pediatric deaths due to influenza are required to be reported in Michigan. Please see:

- [Influenza-Related Pediatric Mortality Investigation and Reporting: Guidance for Medical Examiners, Pathologists and Healthcare Providers](#)

Influenza Sentinel Hospital Network (ISHN)

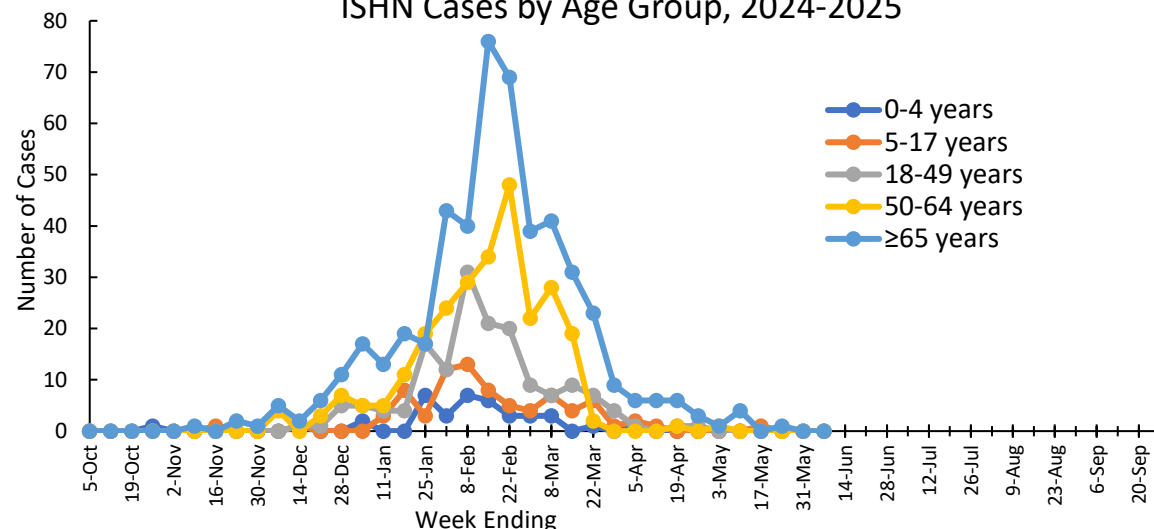
Join the ISHN! The [ISHN](#) is a voluntary group of hospitals in Michigan that complete a survey reporting weekly aggregates of influenza hospitalizations by age group. Data from this survey can help inform public health in rapidly recognizing changes in the age or geographic distribution of influenza in this population.

For more information on how to join, contact Val Tellez Nunez at TellezNunezV@michigan.gov

Number of Sites & Hospitalizations by Region during this time period:

	C	N	SE	SW	Total
Reporting Sites	3	1	0	4	8
Hospitalizations	0	0	0	0	0
Total Hospitalizations	0	0	0	0	0

ISHN Cases by Age Group, 2024-2025



Additional Resources

- [MDHHS Influenza Webpage](#) and [Influenza Surveillance in MI](#)
- [MDHHS Seasonal Respiratory Viruses Dashboard](#)
- [MDHHS Flu Vaccination Dashboard](#)
- [MDHHS Bureau of Laboratories \(BOL\) Webpage](#)
 - [Test Request Forms](#)
- [Immunization Action Coalition: Ask the Experts - Flu](#)
- [CDC FluView Report](#)

View Michigan Flu Focus Report archives [here](#).

MDHHS Contributors

Bureau of Infectious Disease Prevention: A. Eaton, MPH, L. Leegwater, MPH, L. Reeg, MPH, S. Kim, MPH, V. Tellez Nunez, MPH
Bureau of Laboratories: K. Margulieux, PhD, V. Vavricka, MS