



Michigan Flu Focus

Weekly Influenza Surveillance Report

May 16, 2025

Vol. 22; No. 32

Week Ending May 10, 2025 | WEEK 19

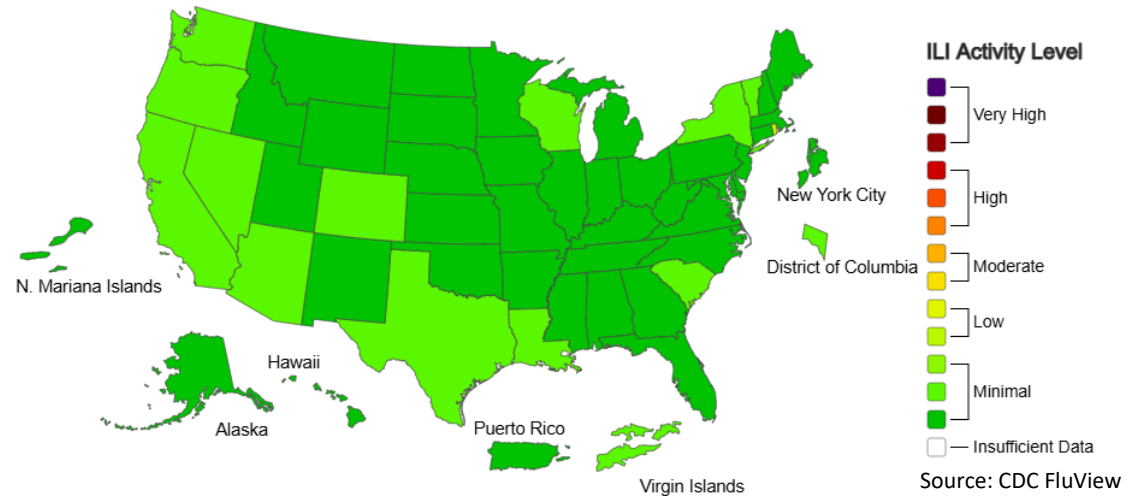
Editor: Sue Kim, MPH

Data provided in this report are preliminary and will be updated as additional data are received

Outpatient Respiratory Illness Activity Map Determined by Data Reported to ILINet

This system monitors visits for respiratory illness that includes fever plus a cough or sore throat, also referred to as ILI, not laboratory confirmed influenza and may capture patient visits due to other respiratory pathogens that cause similar symptoms.

2024-25 Influenza Season Week 19 ending May 10, 2025



Note: This map represents U.S. ILI activity levels reported to ILINet. The display used in past seasons showing Geographic spread of influenza has been suspended for the 2024-2025 influenza season

Updates of Interest

Nationally, seasonal influenza activity is low and declining. CDC estimates that there have been at least 47 million illnesses, 610,000 hospitalizations, and 27,000 deaths from flu so far this season. Please see CDC's latest [FluView report](#) for more info.

Seasonal Flu Vaccination Coverage

Michigan's goal is to vaccinate **4 million** residents during the 2024-2025 flu season.

As of **May 10, 2025, 2,801,728** Michiganders have received a flu vaccine (**73.2%** towards goal) for the 2024-2025 season.

For more info, please visit the [Michigan Respiratory Virus Dashboard](#)

Influenza-associated Pediatric Mortality

Nationally, **227** influenza-associated pediatric deaths have been reported for the 2024-2025 flu season.

Ten (10) influenza-associated pediatric deaths in Michigan have been confirmed by MDHHS for the 2024-2025 flu season.

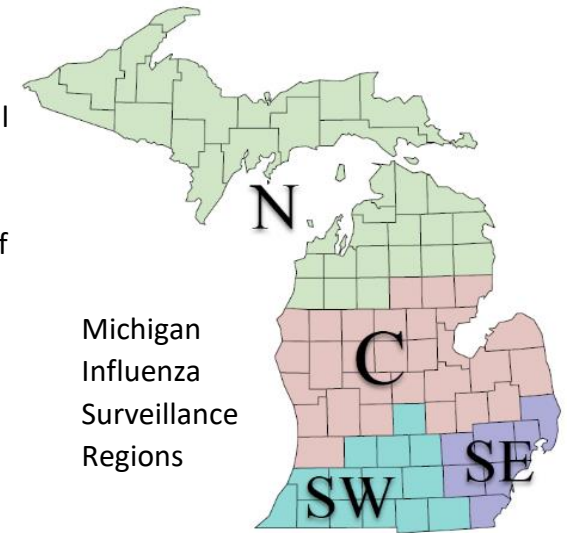
U.S. Outpatient Influenza-like Illness Surveillance Network (ILINet)

Michigan participates in ILINet, a collaborative effort between the CDC, state and local health departments, and volunteer sentinel clinicians as part of Michigan’s influenza surveillance. ILINet provides data on the total number of outpatient visits to health care providers seen for any reason and the number of those patients with influenza-like illness (ILI[‡]). Participating Michigan emergency department and urgent care facilities send syndromic data voluntarily in near real-time to the Electronic Surveillance System for the Early Notification of Community Based Epidemics (ESSENCE). Discharge diagnosis and chief complaint data elements are used to determine whether visits meet the ILI case definition. Two hundred and thirty-one (231) Michigan facilities contributing data to ESSENCE have been validated and enrolled in ILINet.

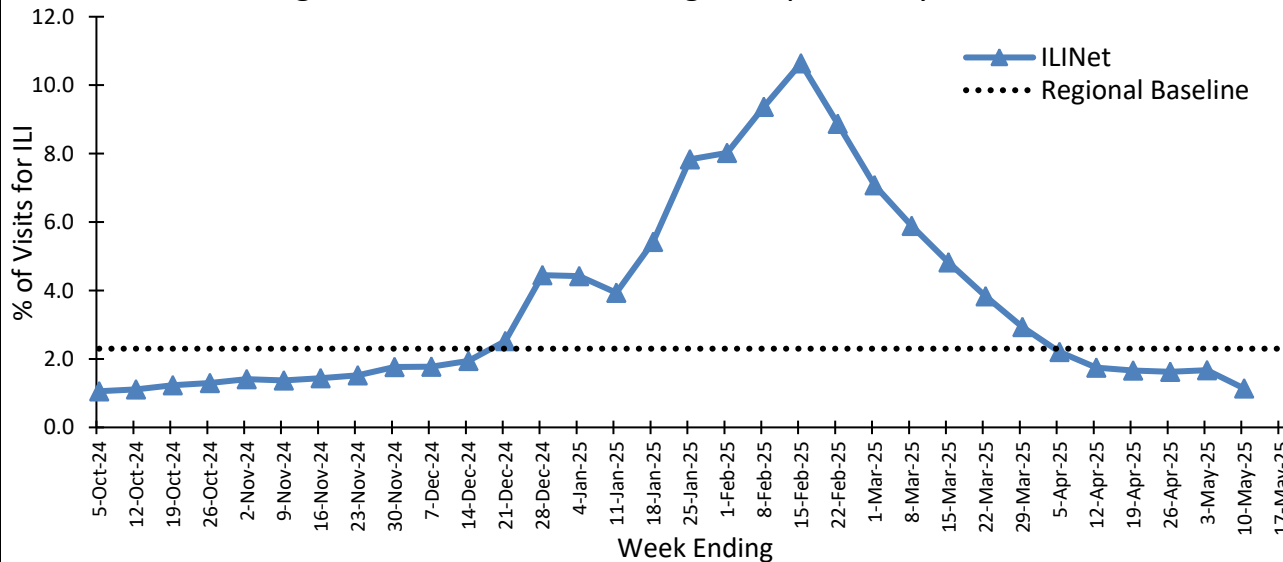
[‡]ILI is defined as fever (>100°F) and a cough and/or a sore throat.

Number of Reports and ILI % by Region during this time period:

	C	N	SE	SW
# of Reporters (294)	112	32	114	36
ILI %	0.7	2.4	1.5	1.0



Percentage of Visits for ILI in Michigan Reported by ILINet, 2024-2025



Note: ILINet monitors visits for ILI (fever and cough and/or sore throat) and may capture patient visits due to other respiratory pathogens that cause similar symptoms.

Michigan ILI Activity: **1.1%** ↓

(Last week: **1.7%**)

Regional Baseline*: 2.3%

A total of **1,653** patient visits due to ILI were reported out of **145,312** outpatient visits.

*Regional baseline is determined by calculating the mean percentage of patient visits due to ILI during non-influenza weeks for the previous three seasons and adding two standard deviations.

National Surveillance

In the United States, **1.9%** of outpatient visits were due to ILI (Last week: **2.0%**)

This is **below** the national baseline of 3.0%

Become an ILINET provider!

Contact Arianna Eaton at eatona4@michigan.gov

Influenza Hospitalization Surveillance Network (FluSurv-NET)

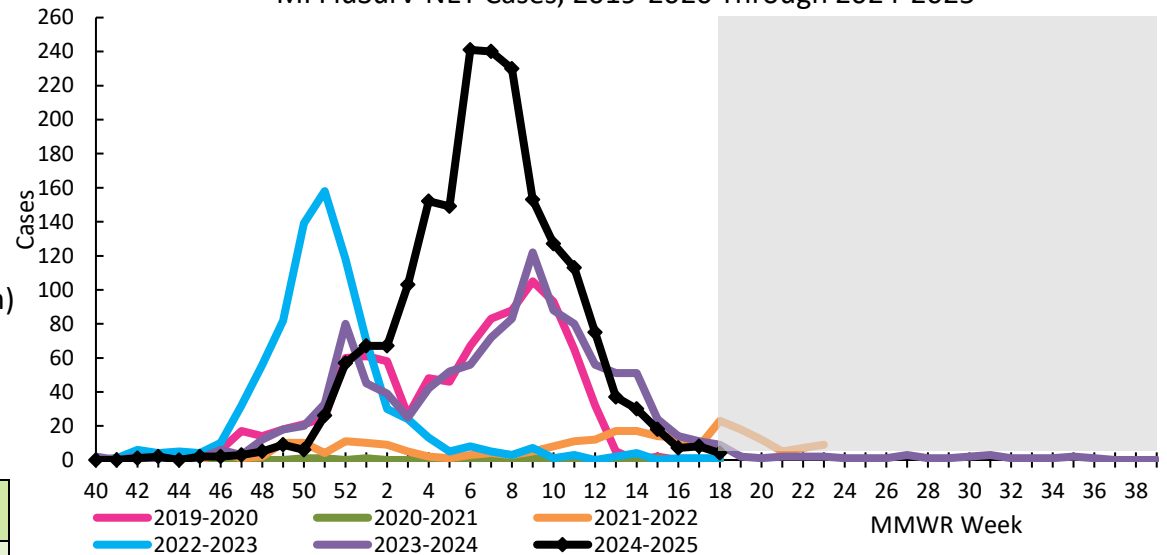
The CDC's Influenza Hospitalization Surveillance Network (FluSurv-NET) provides population-based rates of laboratory-confirmed influenza-associated hospitalizations from October 1st through April 30th each year. Michigan participates for Clinton, Eaton, Genesee, Ingham, and Washtenaw Counties. (Livingston County will be piloted during the 2024-2025 season)

FluSurv-NET surveillance has concluded on April 30th, 2025 for the 2024-2025 season and will resume October 1st, 2025.

of MI FSN cases reported for the 2024-2025 season:

	Pediatric	Adult	Total
Total Cases	197	1,737	1,934

MI FluSurv-NET Cases, 2019-2020 Through 2024-2025



Note: FSN was extended during the 2021-2022 season to Week 23 due to late season activity in 2022 and extended during the 2023-2024 season in response to the HPAI outbreak among dairy cattle
 Note: Livingston County was added as a pilot site for the 2024-2025 season

Influenza Sentinel Hospital Network (ISHN)

ISHN is a group of hospitals in Michigan that voluntarily report weekly aggregate counts of influenza hospitalizations by age group.

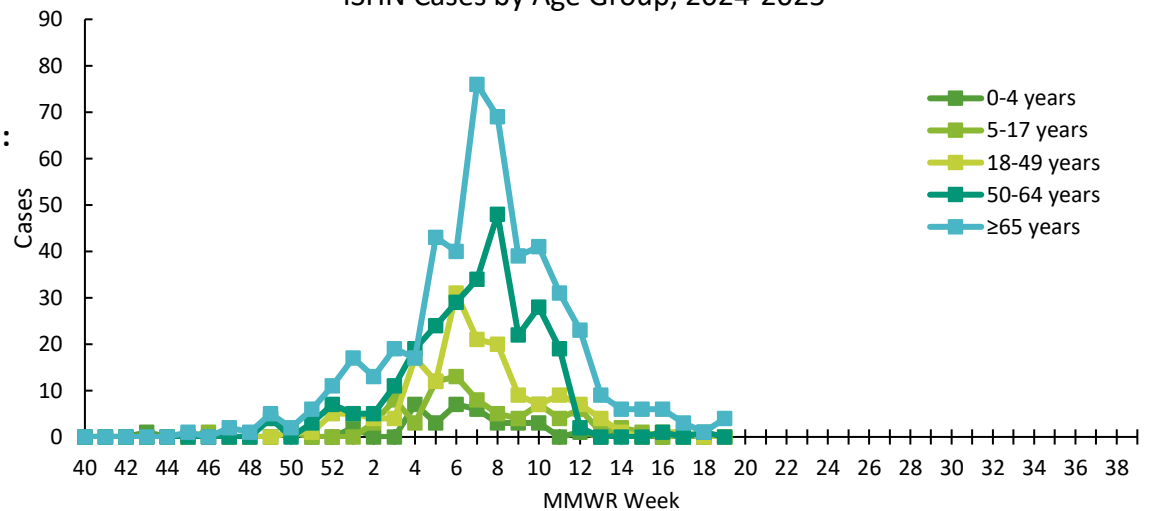
of Sites & Hospitalizations by Region during this time period:

Region	C	N	SE	SW	Total
Reporting Sites	4	1	0	4	9
Hospitalizations	1	1	0	2	4

Total # of Reported Hospitalizations for ISHN by Region:

Age Group	C	N	SE	SW	Total
0-4	0	0	0	38	38
5-17	0	0	0	79	79
18-49	22	6	0	132	160
50-64	72	24	0	166	262
65+	147	53	0	291	491
Total	241	83	0	706	1,030

ISHN Cases by Age Group, 2024-2025



If you'd like to join ISHN, please contact
 Val Tellez Nunez at telleznunezv@michigan.gov

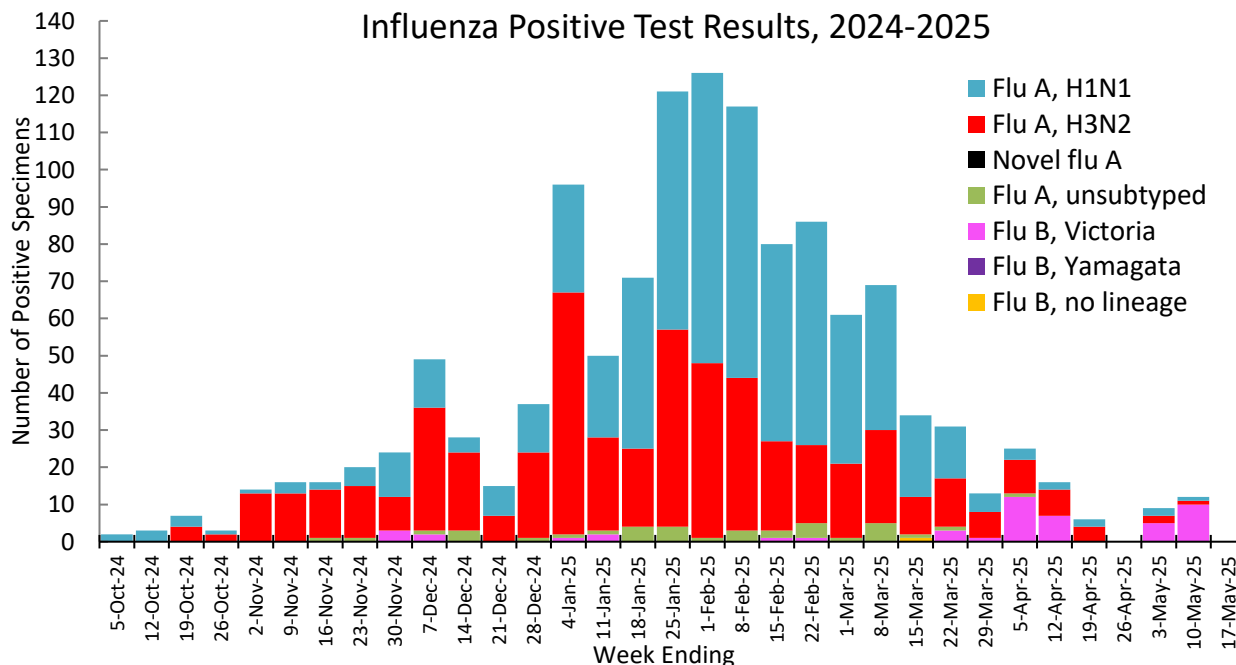
MDHHS Bureau of Laboratories (BOL) Virology Laboratory Data

There were **12** (2C, 0N, 8SE, 2SW) positive influenza results reported by the MDHHS Bureau of Laboratories (BOL) during this time period. Positive flu results for the 2024-2025 season are summarized below.

of Positive Influenza Virus Results by Region

	C	N	SE	SW	Total
Flu A H1N1	127	40	202	256	625
Flu A H3N2	139	9	199	200	547
Novel flu A*	0	0	0	0	0
Flu A unsubtype	9	1	8	18	36
Flu B Victoria	15	0	25	8	48
Flu B Yamagata	0	0	0	0	0
Flu B no lineage	0	0	1	0	1
Total	290	50	435	482	1,257

Influenza Positive Test Results, 2024-2025



Note: results are based on specimen collection date

*Novel influenza A result include: H5, H1N1v, H1N2v, H7N2v, H1v, H3v

Michigan Sentinel Clinical Lab Network

Respiratory Virus Data

Four (4) sentinel clinical labs (0SE, 1SW, 4C, 0N) reported for the week ending 5/10/2025.

Southeast Region

Influenza A:	No data available	↑ = Increase from previous week
Influenza B:	No data available	
SARS-CoV-2:	No data available	↓ = Decrease from previous week
Parainfluenza:	No data available	
RSV:	No data available	→ = Similar to previous week
Adenovirus:	No data available	
hMPV:	No data available	

Central Region

Influenza A:	Sporadic - low ↓
Influenza B:	Low ↓
SARS-CoV-2:	Low ↓
Parainfluenza:	Low - slightly elevated ↑
RSV:	Low ↓
Adenovirus:	Low ↓
hMPV:	Low - slightly elevated ↑

Southwest Region

Influenza A:	Sporadic - low ↓
Influenza B:	Low - slightly elevated ↓
SARS-CoV-2:	Low ↓
Parainfluenza:	Low ↑
RSV:	Low ↓
Adenovirus:	Sporadic - low ↑
hMPV:	Low ↑

North Region

Influenza A:	No data available
Influenza B:	No data available
SARS-CoV-2:	No data available
Parainfluenza:	No data available
RSV:	No data available
Adenovirus:	No data available
hMPV:	No data available

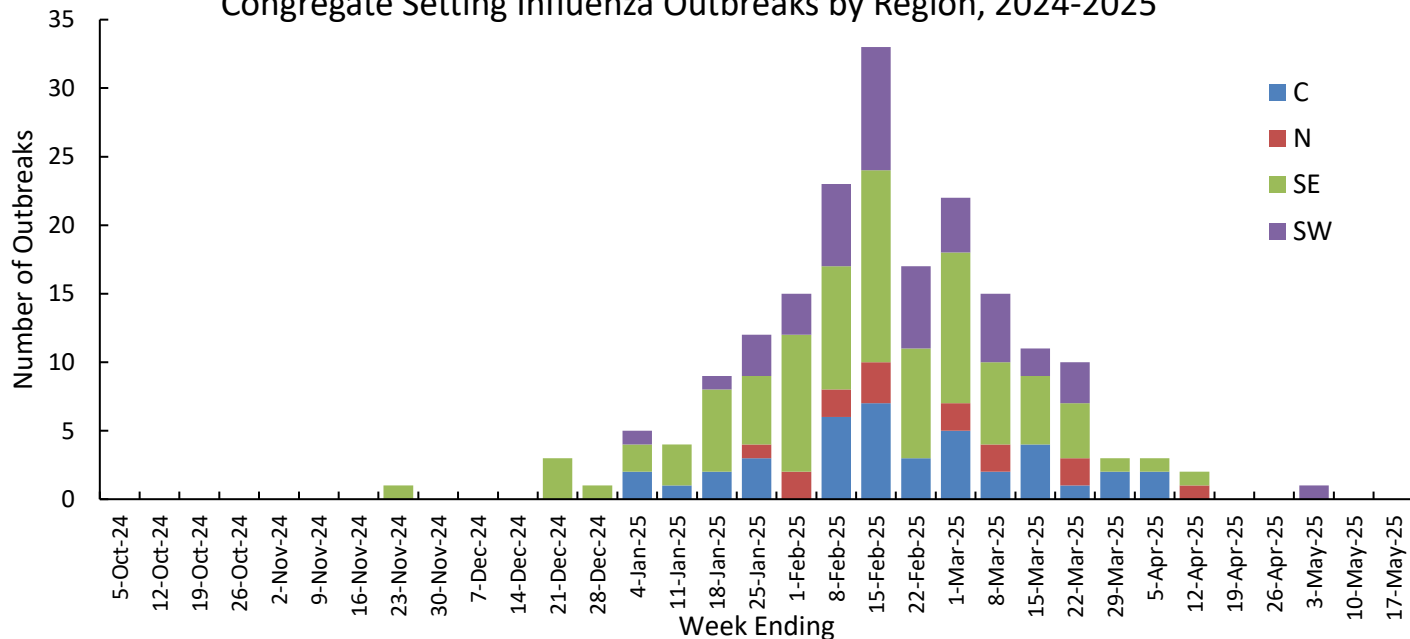
There were **0** confirmed influenza outbreaks reported to MDHHS during this time period. Influenza outbreaks for the 2024-2025 season are summarized below.

of Reported Influenza Outbreaks by Region

Facility Type	C	N	SE	SW	Total
Schools: K-12 & College	0	0	20	5	25
Long-term Care / Assisted Living Facility	38	14	59	31	142
Healthcare Facility	1	1	1	4	7
Daycare	1	0	5	1	7
Homeless Shelter	0	0	1	0	1
Correctional Facility	0	0	2	1	3
Other	0	0	3	2	5
Total	40	15	91	44	190

Note: Data are reported on outbreaks with laboratory confirmed influenza. Other non-influenza, non-COVID outbreaks, and ILI outbreaks without confirmatory influenza testing will not be reported in the table and graph.

Congregate Setting Influenza Outbreaks by Region, 2024-2025



Did you know?

Congregate setting outbreaks of viral respiratory illness are required to be reported to your local health department? See:

- Influenza Guidance for [Local Health Departments \(LHDs\)](#), [Healthcare Providers](#), and [Laboratories](#)

Outbreak Response Resources:

- [MDHHS Guidelines for Influenza and Respiratory Virus Outbreaks in Long-Term Care Facilities](#)
- [MDHHS Respiratory Virus Outbreaks in Nursing Homes Flow Diagram](#)
- [MDHHS Respiratory Illness Outbreak Response Tool for use in Skilled Nursing Facilities](#)
- [CDC Viral Respiratory Pathogens Toolkit for Nursing Homes](#)

For information on COVID-19 outbreaks, please visit the [Michigan Respiratory Virus Dashboard](#)

EXCLUSIVE HEALTHCARE

HHS to Stop Recommending Routine Covid Shots for Children, Pregnant Women

CDC currently recommends that everyone six months and older receive the vaccines

By *Liz Essley Whyte*

Updated May 15, 2025 3:51 pm ET

The Trump administration is planning to drop recommendations that pregnant women, teenagers and children get Covid-19 vaccines as a matter of routine, according to people familiar with the matter.

The Department of Health and Human Services, led by Secretary Robert F. Kennedy Jr., is expected to remove the Centers for Disease Control and Prevention’s recommendations for those groups around the same time it launches a new framework for approving vaccines, the people said.

The exact timing of the announcement wasn’t clear, the people said, though it was expected in the coming days.

[READ MORE](#)

Influenza News Blast

- [Michigan has deadliest flu season for kids in 20+ years \(MLive\)](#)
- [Declining vaccination rates, spike in child flu deaths and measles cases worry top health official \(Michigan Public\)](#)
- [Study suggest dual COVID-19/flu shot is more effective than individual vaccines \(Gavi\)](#)
- [Flu vaccine efficacy 41% overall and 26% in older adults, 2023-24 CA estimates \(CIDRAP\)](#)
- [COVID before or during pregnancy may confer 2-3x the risk of miscarriage \(CIDRAP\)](#)
- [Studies estimate 75% RSV vaccine efficacy in older adults, profile risk for poor outcomes \(CIDRAP\)](#)
- [Bird Flu \(National Parks Service\)](#)

Additional Resources

- [MDHHS Respiratory Virus Dashboard](#)
- [MDHHS Influenza Webpage](#)
- [MDHHS Bureau of Laboratories \(BOL\) Flu Webpage](#) and [Test Request Forms](#)
- [Immunization Action Coalition: Ask the Experts - Flu](#)
- [National Wastewater Surveillance System \(CDC\)](#)
- [CDC FluView](#)
- [Vaccine finder \(vaccines.gov\)](#)

View Michigan Flu Focus Report archives [here](#).

2024-2025

Influenza Season Preliminary Burden Estimates

The Centers for Disease Control and Prevention (CDC) have released [preliminary in-season burden estimates](#) for the 2024-2025 flu season.

Since October 1, 2024, CDC estimates that there have been between:

47 million – 82 million flu illnesses

21 million – 37 million flu medical visits

610,000 – 1.3 million flu hospitalizations

27,000 – 130,000 flu deaths

Updated May 16, 2025

MDHHS Contributors

Bureau of Infectious Disease Prevention: A. Eaton, MPH, L. Leegwater, MPH, L. Reeg, MPH, S. Kim, MPH, V. Tellez Nunez, MPH

Bureau of Laboratories: K. Margulieux, PhD, V. Vavricka, MS