



Michigan Flu Focus

Weekly Influenza Surveillance Report

December 2, 2022

Vol. 20; No. 07

Week Ending November 26, 2022 | WEEK 47

Editor: Sue Kim

Editor email: KimS2@michigan.gov

Data provided in this report are preliminary and will be updated as additional data are received

Updates of Interest

Nationally, seasonal influenza activity is high and continues to increase across the country. CDC estimates that, so far this season, there have been at least 8.7 million illnesses, 78,000 hospitalizations, and 4,500 deaths from flu

Please see [CDC's FluView](#) report for more information.

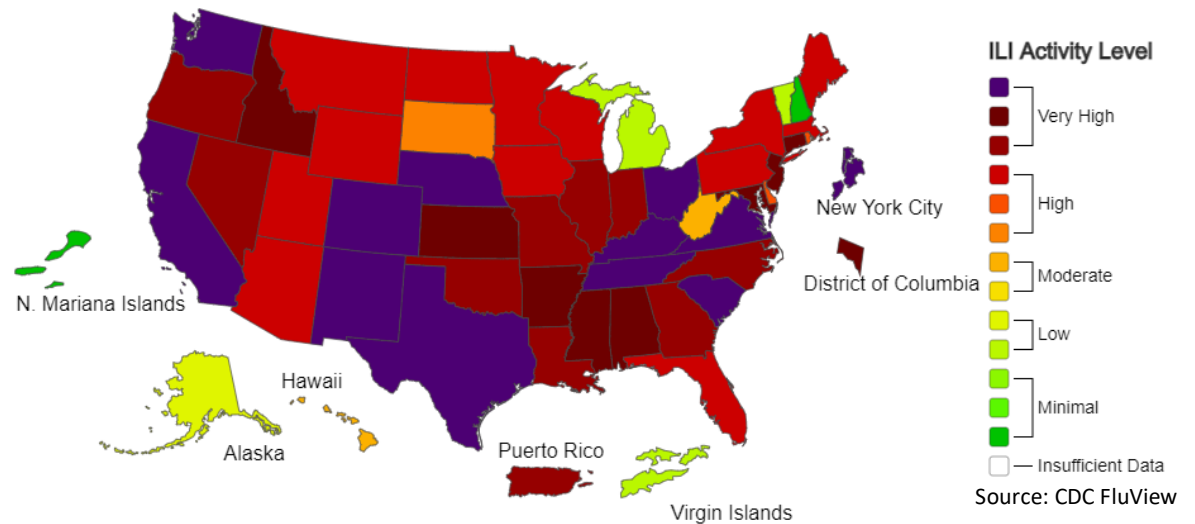
Seasonal Flu Vaccination Coverage

Michigan's goal is to vaccinate **4 million** residents during the 2022-2023 flu season.

As of **November 26, 2022**, there have been **2,519,539** doses administered (**67.8%** towards goal) for the 2022-2023 flu season.

Please visit the Flu Vaccination Dashboard at www.michigan.gov/flu for more info.

Outpatient Respiratory Illness Activity Map Determined by Data Reported to ILINet
This system monitors visits for respiratory illness that includes fever plus a cough or sore throat, also referred to as ILI, not laboratory confirmed influenza and may capture patient visits due to other respiratory pathogens that cause similar symptoms.
2022-23 Influenza Season Week 47 ending Nov 26, 2022



Note: This map represents U.S. ILI activity levels reported to ILINet. The display used in past seasons showing Geographic spread of influenza has been suspended for the 2022-2023 influenza season

Influenza-associated Pediatric Mortality

Nationally, fourteen (14) influenza-associated pediatric deaths have been reported for the 2022-2023 flu season.

No pediatric deaths have been confirmed by MDHHS for the 2022-2023 flu season to date.

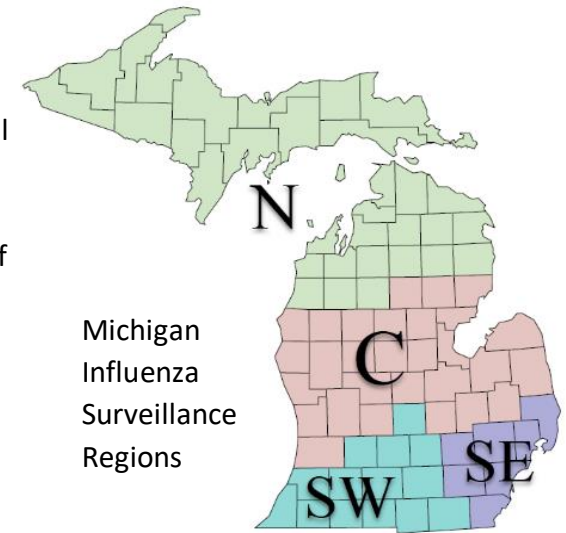
U.S. Outpatient Influenza-like Illness Surveillance Network (ILINet)

Michigan participates in ILINet, a collaborative effort between the CDC, state and local health departments, and volunteer sentinel clinicians as part of Michigan’s influenza surveillance. ILINet provides data on the total number of outpatient visits to health care providers seen for any reason and the number of those patients with influenza-like illness (ILI[‡]). Participating Michigan emergency department and urgent care facilities send syndromic data voluntarily in near real-time to the Electronic Surveillance System for the Early Notification of Community Based Epidemics (ESSENCE). Discharge diagnosis and chief complaint data elements are used to determine whether visits meet the ILI case definition. One-hundred and forty-one (141) Michigan facilities contributing data to ESSENCE were validated and enrolled in ILINet starting the 2021-2022 flu season.

[‡]ILI is defined as fever (>100°F) and a cough and/or a sore throat.

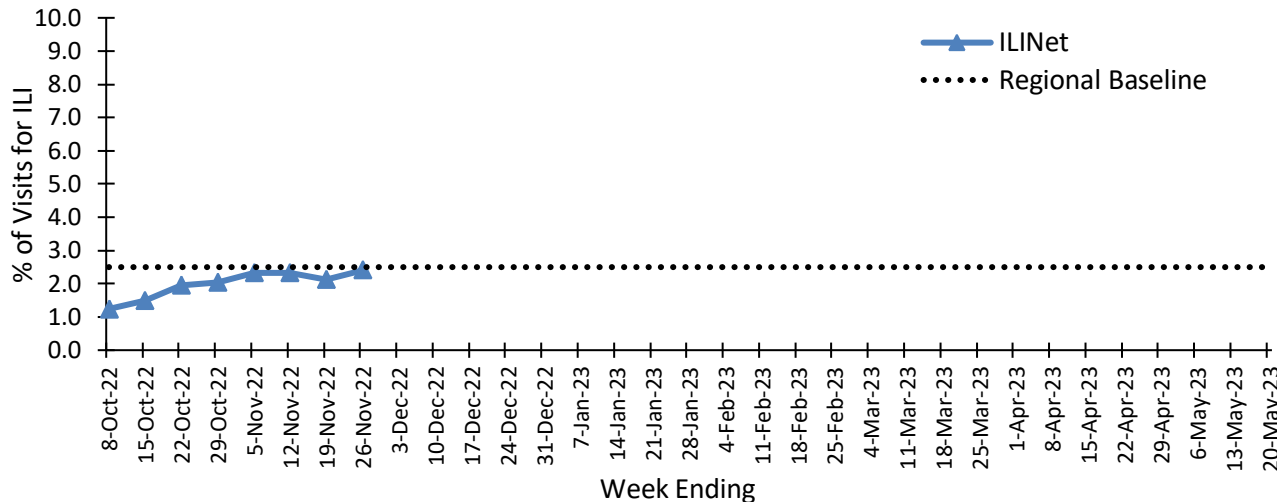
Number of Reports and ILI % by Region during this time period:

Region	C	N	SE	SW
No. of Reporters (152)	50	18	55	29
ILI %	2.2	2.4	2.6	2.0



Michigan
Influenza
Surveillance
Regions

Percentage of Visits for ILI in Michigan Reported by ILINet, 2022-2023



Note: ILINet monitors visits for ILI (fever and cough and/or sore throat) and may capture patient visits due to other respiratory pathogens that cause similar symptoms.

Michigan ILI Activity: **2.4%**

(Last week: 2.1%)

Regional Baseline*: 2.5%

A total of **2,012** patient visits due to ILI were reported out of **83,737** outpatient visits.

*Regional baseline is determined by calculating the mean percentage of patient visits due to ILI during non-influenza weeks for the previous three seasons and adding two standard deviations.

National Surveillance

In the United States, **7.5%** of outpatient visits were due to ILI (Last week: 6.0%)

This is **above** the national baseline of 2.5%

Become an ILINET provider!

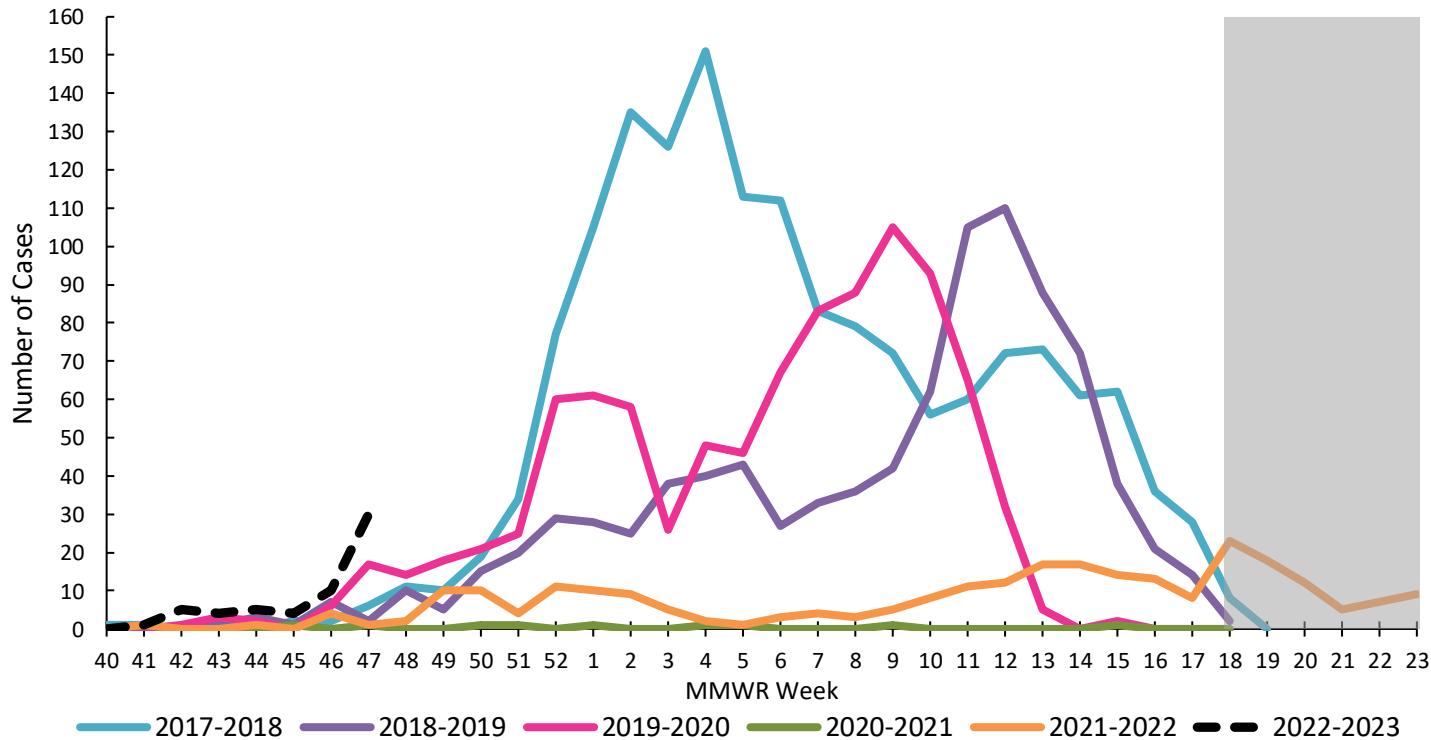
Contact Shelly Doebler at DoeblerM@michigan.gov

Influenza Hospitalization Surveillance Project (IHSP)

The CDC's Influenza Hospitalization Surveillance Network (FluSurv-NET) provides population-based rates of laboratory-confirmed influenza-associated hospitalizations from October 1st through April 30th each year. Michigan participates as an IHSP state in FluSurv-NET for Clinton, Eaton, Genesee, Ingham, and Washtenaw Counties.

There were **30** (13 pediatric, 17 adult) influenza-associated hospitalizations reported to MDHHS for the IHSP during this time period. Since October 1st, **59** (21 pediatric, 38 adult) influenza-associated hospitalizations were reported in the catchment area for the 2022-2023 season.

IHSP Cases, 2017-18 Through 2022-2023



Washtenaw County was added in the 2017-2018 season

Note: Due to late season activity in 2022, IHSP was extended to Week 23 during the 2021-2022 season.

Join the Influenza Sentinel Hospital Network (ISHN)!

What is it? ISHN is a group of hospitals in Michigan that voluntarily report weekly aggregate counts of influenza positive inpatients to assist MDHHS with statewide influenza surveillance.

How it works: As a participating hospital in the ISHN, you would complete a brief Survey Monkey every week containing:

- Number of hospitalizations with a positive influenza test by age group during that time period
- The total number of hospitalizations due to any condition during that time period (if available)

The data you provide will assist public health in recognizing changes in the age or geographic distribution of influenza in this population.

If your facility is interested in participating or would like more information, please contact Sue Kim (KimS2@michigan.gov)

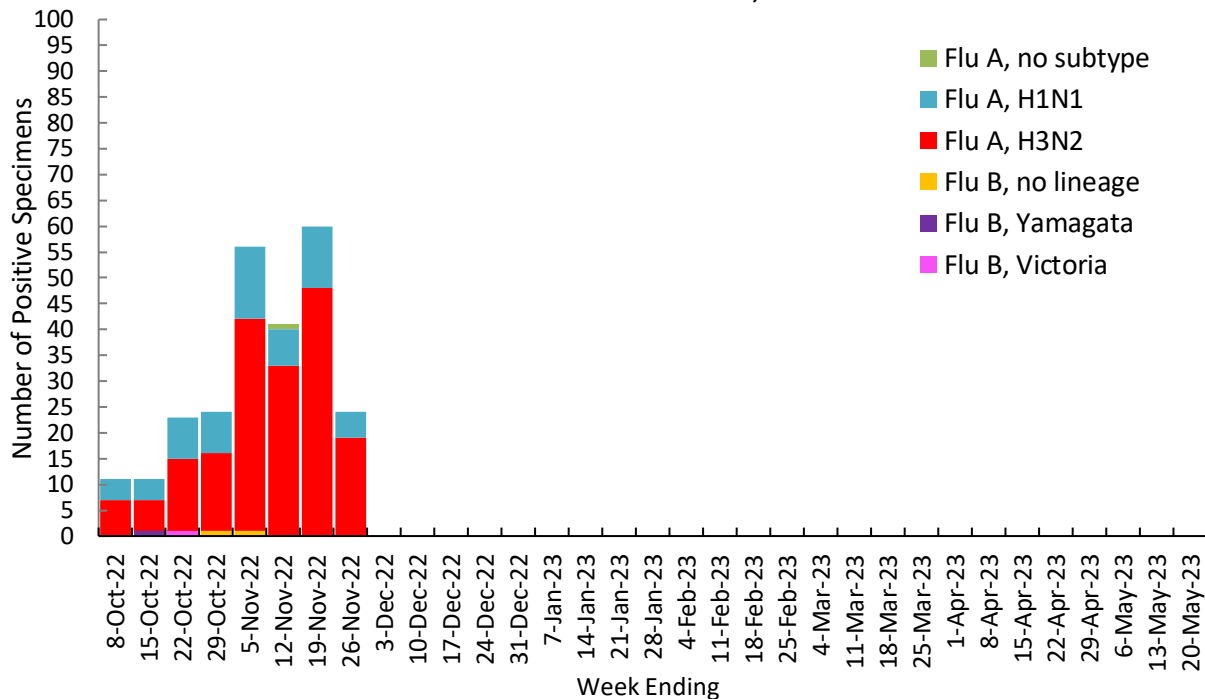
MDHHS BOL Virology Laboratory Data

There were **24** (2C, 0N, 15SE, 7SW) positive influenza results reported by the MDHHS Bureau of Laboratories (BOL) during this time period. Positive flu results for the 2022-2023 season are summarized below.

of Positive Influenza Virus Results by Region

	C	N	SE	SW	Total
H1N1	12	0	41	9	62
H3N2	20	0	127	36	183
Infl B	1	0	3	0	4
Total	33	0	171	45	249

Influenza Positive Test Results, 2022-2023



Note: Based on Specimen Collection Date. Flu B lineage data will be reported based on MDHHS BOL testing runs and will be backtracked into this graph

Michigan Sentinel Clinical Lab Network Respiratory Virus Data

Eight (8) sentinel clinical labs (2SE, 0SW, 5C, 1N) reported for the week ending 11/26/2022.

SE Region	
Influenza A:	moderate – high
Influenza B:	low
Parainfluenza:	moderate
RSV:	high – very high
Adenovirus:	elevated
hMPV:	low
Central Region	
Influenza A:	moderate
Influenza B:	sporadic
Parainfluenza:	low – elevated
RSV:	moderate – high
Adenovirus:	low – slightly elevated
hMPV:	sporadic – low
SW Region	
Influenza A:	no data available
Influenza B:	no data available
Parainfluenza:	no data available
RSV:	no data available
Adenovirus:	no data available
hMPV:	no data available
North Region	
Influenza A:	low
Influenza B:	sporadic
Parainfluenza:	sporadic
RSV:	elevated
Adenovirus:	sporadic
hMPV:	sporadic

There was 1 (0C, 0N, 1SE, 0SW) influenza outbreak reported to MDHHS during this time period. Influenza outbreaks for the 2022-2023 season are summarized below.

of Influenza Outbreaks by MI Region

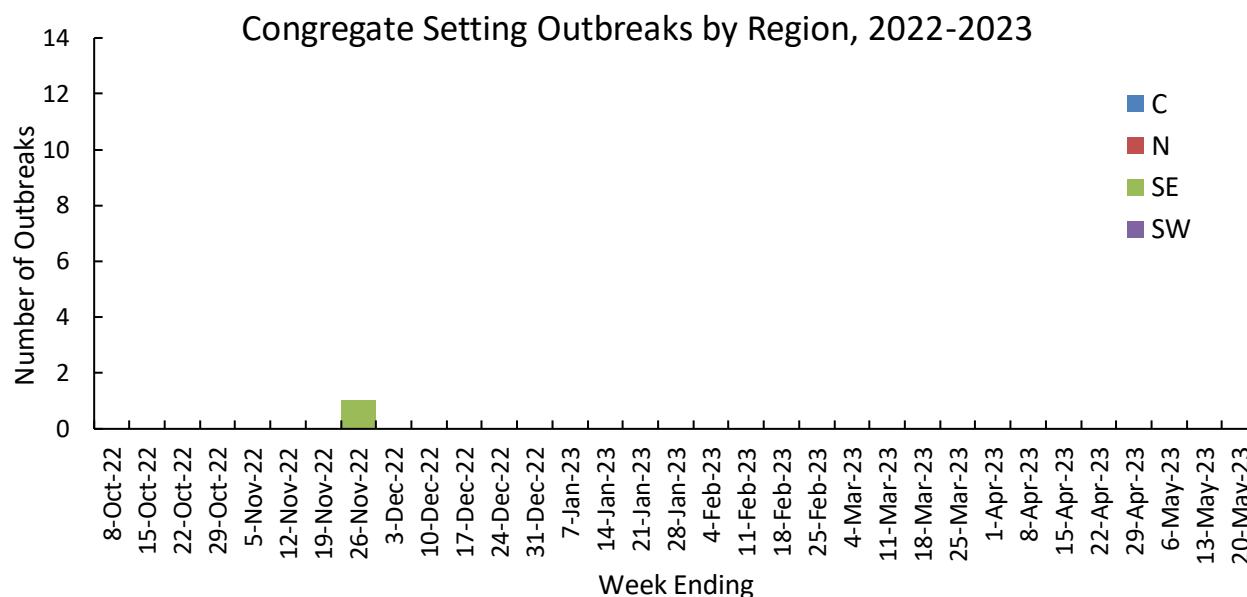
Facility Type	C	N	SE	SW	Total
Schools: K-12 & College	0	0	0	0	0
Long-term Care / Assisted Living Facility	0	0	1	0	1
Healthcare Facility	0	0	0	0	0
Daycare	0	0	0	0	0
Homeless Shelter	0	0	0	0	0
Correctional Facility	0	0	0	0	0
Other	0	0	0	0	0
Total	0	0	1	0	1

Did you know?

Congregate setting outbreaks of viral respiratory illness are required to be reported to your local health department? See:

- [Influenza Guidance for Healthcare Providers](#)
- [Guideline for influenza and Respiratory Virus Outbreaks in Long-Term Care Facilities](#)
- **NEW!** [Respiratory Virus Outbreaks in Nursing Homes Flow Diagram](#)

Note: Data are reported on laboratory confirmed influenza outbreaks. Non-flu, non-COVID outbreaks and ILI outbreaks without confirmatory flu testing are not reported in the table and graph. **Mixed outbreaks with confirmed flu (including COVID) will be included in the table and graph. There was 1 mixed outbreak reported during this time period.**



National Influenza Vaccination Week December 5-9, 2022

This year National Influenza Vaccination (NIVW) week is December 5-9. NIVW is an annual observance to remind everyone aged 6 months and older that there's still time to get vaccinated against flu. Vaccination each year prevents millions of illnesses and thousands of deaths and is essential especially for those at high-risk of developing serious flu complications.

Since flu viruses are constantly changing and protection from vaccination decreases over time, getting a flu vaccine every year is the best way to prevent flu. Flu vaccines are the only vaccines that protect against flu and are proven to reduce the risk of flu illness, hospitalization, and death.

Together, we can use NIVW as a nationwide call to action to encourage everyone 6 months and older to get their annual flu shot, especially young children and others at higher risk. The more people vaccinated against flu, the more people are protected from flu.

The NIVW toolkit has resources that can be used to share key flu information, including flu vaccination messages and resources. We hope you join us this year as we encourage everyone to protect themselves and their loved ones from flu this season by getting a flu vaccine.

Find the NIVW toolkit [here](#).

Influenza News Blast

- [Researchers getting closer to a “universal” flu vaccine](#)
- [STUDY: Vaccine Effectiveness Against Life-Threatening Influenza Illness in Children](#)
- [STUDY: Comparison between Patients Hospitalized with Influenza and COVID-19 at a Tertiary Care Center](#)
- [Flu Disparities Among Racial and Ethnic Minority Groups](#)
- [World Health Organization \(WHO\) Influenza Update](#)
- [Mandatory Influenza Vaccination for Healthcare Personnel Honor Roll](#)

Additional Resources

- [MDHHS Influenza Webpage](#)
- [MDHHS Bureau of Laboratories \(BOL\) Webpage and Test Request Forms](#)
- [Influenza Surveillance in Michigan](#)
- [Immunization Action Coalition: Ask the Experts - Flu](#)
- [CDC Healthcare Professionals Flu Toolkit](#)
- [CDC FluView Weekly Report](#)

View Michigan Flu Focus Report archives [here](#).

2022-2023 Influenza Season Preliminary Burden Estimates

The Centers for Disease Control and Prevention (CDC) have released [preliminary in-season burden estimates](#) for the 2022-2023 flu season.

CDC estimates that, from **October 1, 2022 through November 26, 2022** there have been:

- **8.7 million – 19 million** flu illnesses
- **4.2 million – 9.5 million** flu medical visits
- **78,000 – 170,000** flu hospitalizations
- **4,500 – 13,000** flu deaths

MDHHS Contributors

Bureau of Infectious Disease Prevention

S. Bidol, MPH, M. Doebler, MPH, S. Kim, MPH

Bureau of Laboratories

B. Robeson, MT, V. Vavricka, MS

To be added to the distribution list, please contact
Sue Kim at KimS2@michigan.gov