



Michigan Flu Focus

Weekly Influenza Surveillance Report



Editor: Seth Eckel, MPH
Co-Editor: Sue Kim, MPH

Editor Email: EckelS1@michigan.gov

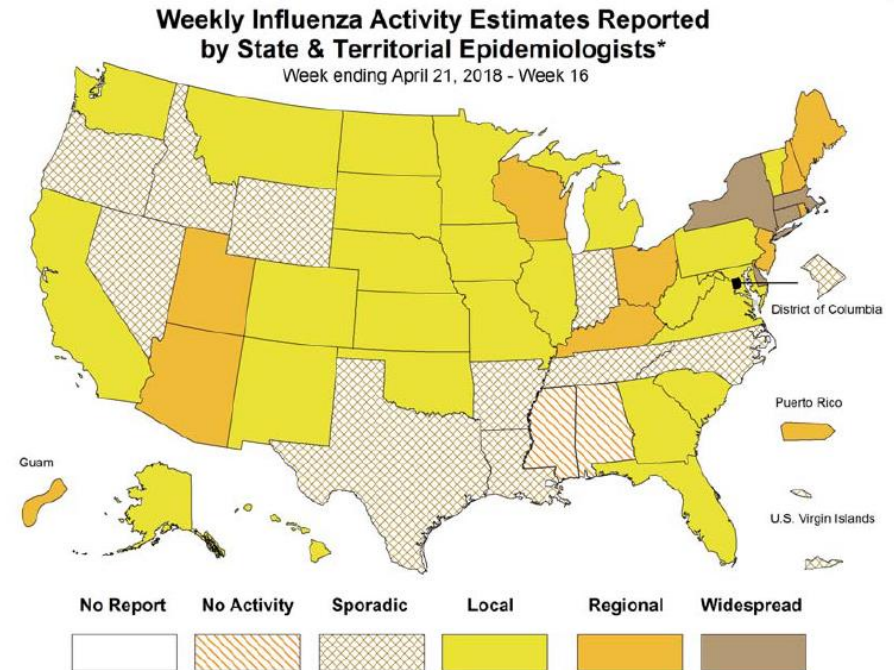
April 27, 2018

Vol. 15; No. 28

Week Ending April 21, 2018 | WEEK 16

Michigan Influenza Activity
No Activity
Sporadic
<u>Local</u>
Regional
Widespread

*Clicking on the current activity level will direct you to the CDC webpage defining each activity level for the geographic spread of influenza



Updates of Interest

Bill Gates' foundation, the Bill and Melinda Gates Foundation, is offering \$12 million in seed money to spur innovative thinking on a scientific thinking towards a universal influenza vaccine.

Click [here](#) for more details from STAT News.

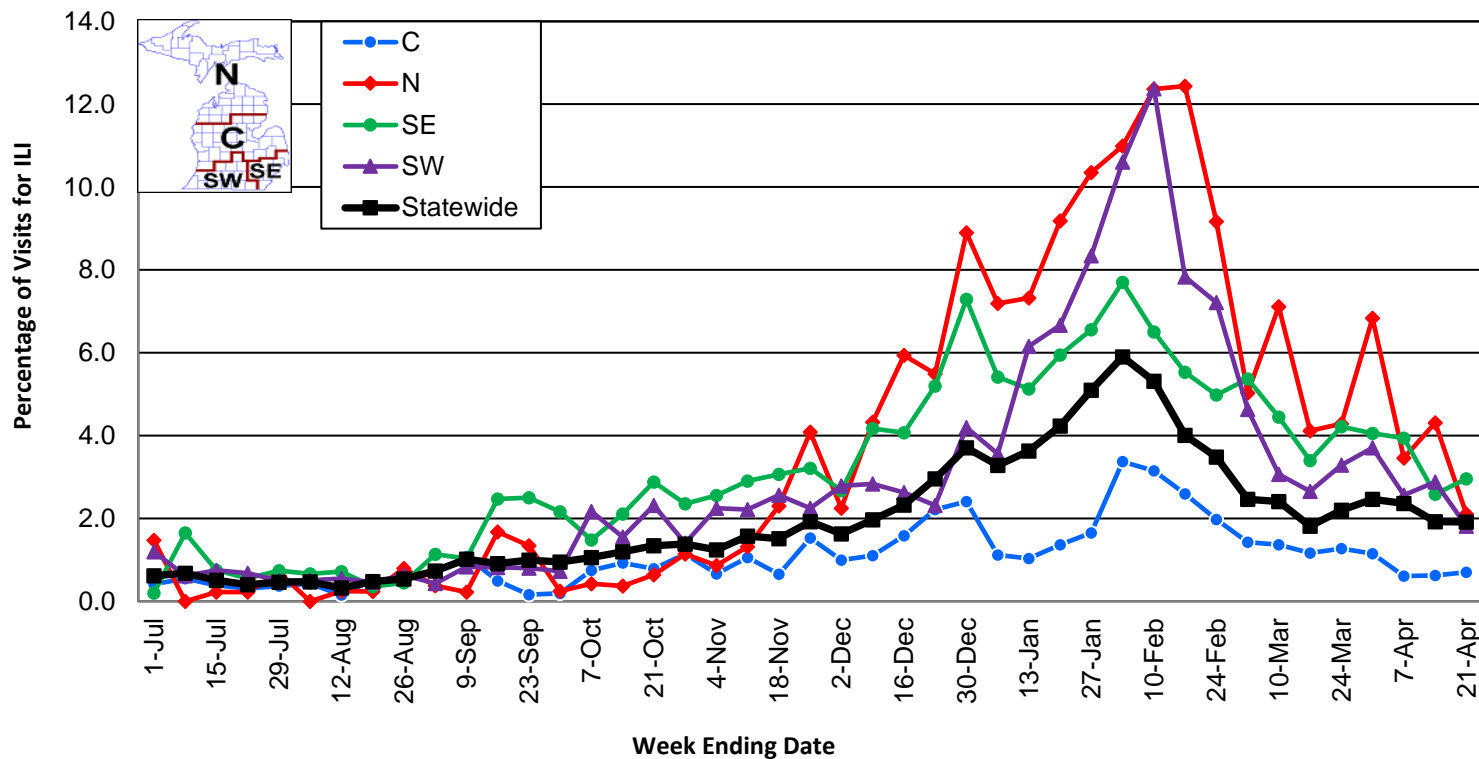
Influenza-associated Pediatric Mortality

To date, two (2) pediatric influenza deaths (A/H3) have been confirmed by MDHHS for the 2017-2018 flu season. Nationally, one hundred sixty (160) influenza-associated pediatric deaths have been reported thus far for the 2017-2018 flu season.

- Number of reports by region: 33 total [C(9), N(2), SE(15), SW(7)]
- Proportion of visits due to ILI: ↔ 1.9 % (regional baseline*: 1.8%)
- A total of 171 patient visits due to ILI were reported out of 8,936 office visits

*Regional baseline is developed by calculating the mean percentage of patient visits for ILI during non-influenza weeks for the previous three seasons and adding two standard deviations.

Percentage of Visits for Influenza-like Illness (ILI)
Reported by Sentinel Providers, Statewide and Regions
2016-17 and 2017-18 Flu Seasons



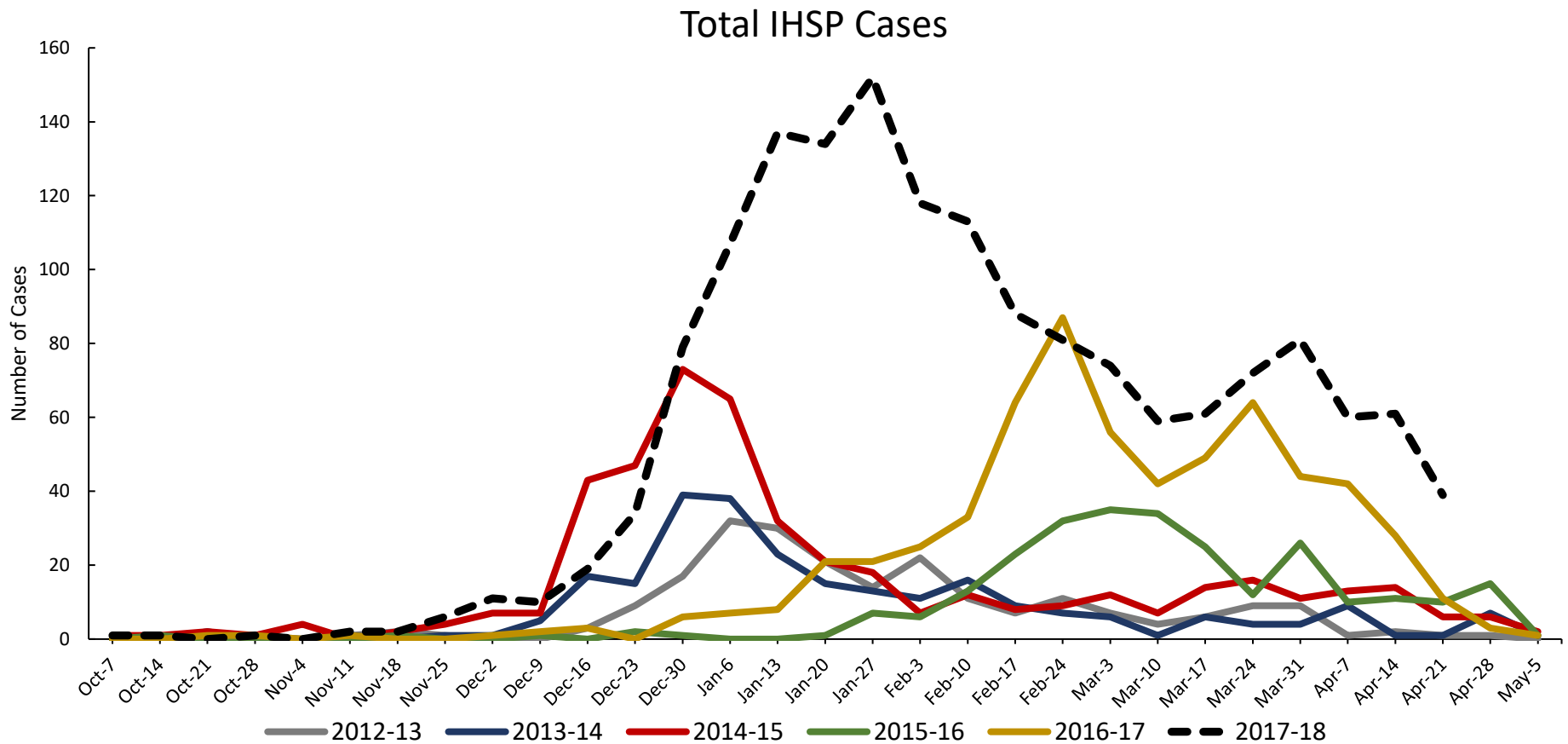
Become a Sentinel Provider! Contact:
EckelS1@michigan.gov

National Surveillance

In the United States, 1.7% of outpatient visits were due to influenza-like illness, which is below the national baseline of 2.2%.

Influenza Hospitalization Surveillance Project

The CDC Influenza Hospitalization Surveillance Project (IHSP) provides population-based rates of hospitalization due to severe influenza-related illness through active surveillance and chart review of lab-confirmed cases from Oct. 1, 2017 until Apr. 30, 2018, for Clinton, Eaton, Ingham, Genesee, and Washtenaw counties. Since Oct. 1, there have been a total of **1,603 (143 pediatric, 1,460 adult)** influenza-related hospitalizations reported in the catchment area for the 2017-2018 season.



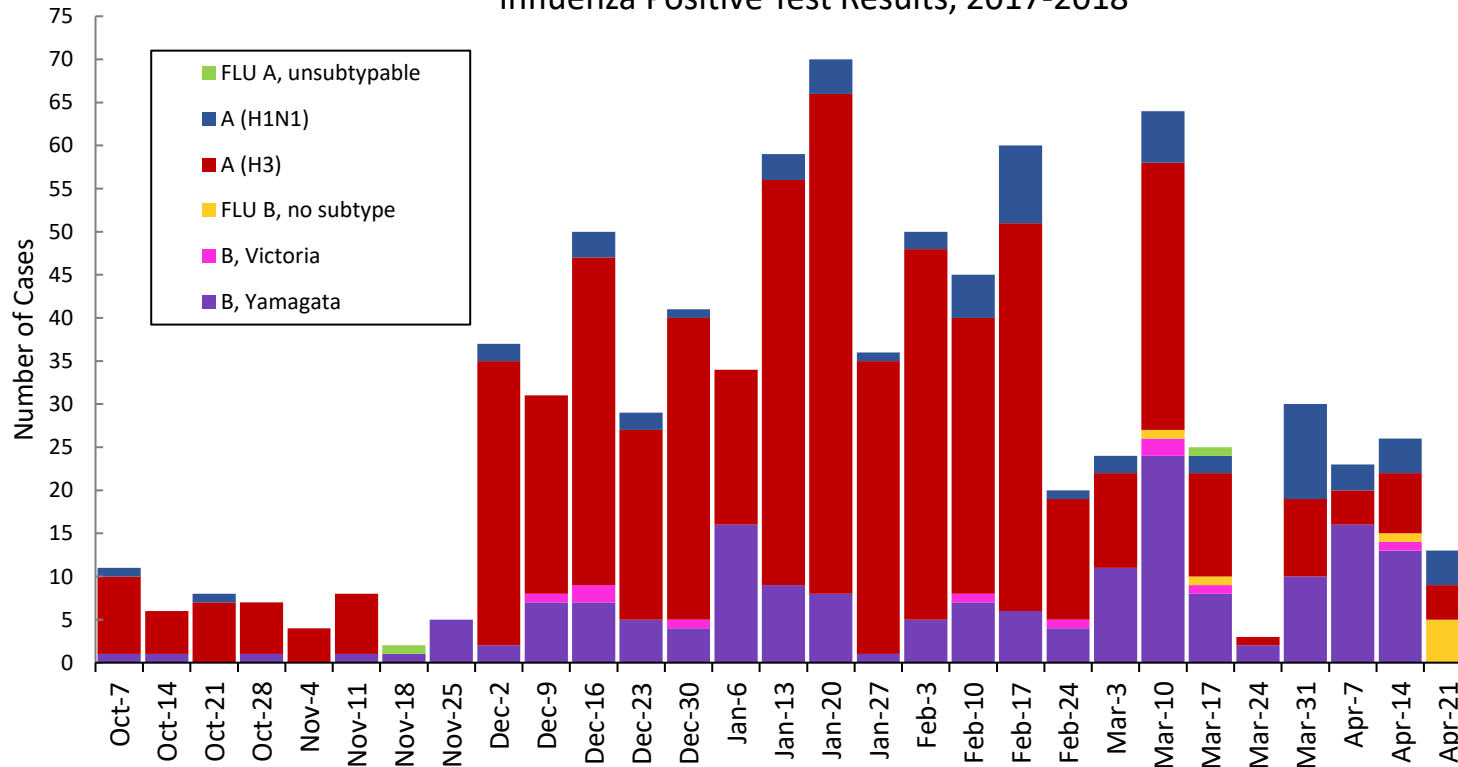
Genesee County was added in 2012-2013

Washtenaw County was added in 2017-2018

MDHHS Bureau of Laboratories reported 9 new positive influenza results (5C, 0N, 1SE, 3SW).

Respiratory Virus	# Positive Respiratory Virus Results by Region				Overall Total
	C	N	SE	SW	
2009 A/H1N1pdm	22	4	22	21	69
Influenza A/H3	213	41	104	217	575
Influenza B	60	15	47	77	199
Total	295	60	173	315	843

Influenza Positive Test Results, 2017-2018



*Based on STARLIMS MDHHS BOL Testing Portal

Note: Flu B subtyping will be reported based on MDHHS BOL testing runs (roughly each month) and will be backtracked into this graph

Most recent MDHHS BOL Flu B subtyping run: **April 13, 2018.**

Michigan Sentinel Clinical Lab Respiratory Virus Data

Ten (10) sentinel clinical labs (2SE, 2SW, 6C, 0N) reported during this week.

SE Region

- Influenza A: modestly elevated; decreasing
- Influenza B: modestly elevated; some decreases; predominant
- Parainfluenza: slightly elevated
- RSV: slightly elevated; steady
- Adenovirus: low
- hMPV: modestly elevated; slightly decreased

Central Region

- Influenza A: low or slightly elevated; steady or decreasing
- Influenza B: low or modestly elevated; decreasing; predominant
- Parainfluenza: low or slightly elevated
- RSV: low; steady
- Adenovirus: low
- hMPV: modestly elevated

SW Region

- Influenza A: slightly elevated; downward trend
- Influenza B: moderately elevated; steady; predominant
- Parainfluenza: low
- RSV: slightly elevated; downward trend
- Adenovirus: low
- hMPV: slightly elevated; steady

North Region

- No data available

There were 2 (0N, 1C, 1SE, 0SW) new respiratory viral outbreaks reported to MDHHS during this time period.

Respiratory outbreaks for the 2017-2018 season are listed in the table below.

Facility Type	C	N	SE	SW	Total	2015-2016 Total	2016-2017 Total
Schools: K-12 & College	9		2	3	14	10	25
Long-term Care / Assisted Living Facility	92	10	59	67	228	60	138
Healthcare Facility	2		1		3	11	23
Daycare	2			2	4	2	3
Homeless Shelter						0	1
Correctional Facility	1	4	1	4	10	2	2
Other						2	3
Total	106	14	63	76	259	87	195

Did you know?

Congregate setting outbreaks of viral respiratory illnesses are required to be reported to your local health department? See:

- [Influenza Guidance for Healthcare Providers](#)
- [Guideline for influenza and Respiratory Virus Outbreaks in Long-Term Care Facilities](#)

FluBytes

- [Avian Flu Outbreaks Reported in Finland, Mexico, and France](#)
- [Minnesota Board of Animal Health Confirms 4 Canine Influenza Cases](#)

MDHHS Contributors

Bureau of Family Health Services -

Bureau of Epidemiology and Population Health –
S. Bidol, MPH, S. Eckel, MPH, S. Kim, MPH, M. Ladisky

Bureau of Labs – B. Robeson, MT, V. Vavricka, MS

For questions or to be added to the distribution list, please contact Seth Eckel at EckelS1@michigan.gov