



# Michigan Flu Focus

## Weekly Influenza Surveillance Report



Editor: Sue Kim, MPH

Editor Email: [KimS2@michigan.gov](mailto:KimS2@michigan.gov)

November 16, 2018

Vol. 16; No.6

Week Ending November 10, 2018 | WEEK 45

Michigan Influenza Activity
No Activity
<u>Sporadic</u>
Local
Regional
Widespread

\*Clicking on the current activity level will direct you to the CDC webpage defining each activity level for the geographic spread of influenza

## Updates of Interest

### Join the Influenza Sentinel Hospital Network (ISHN)!

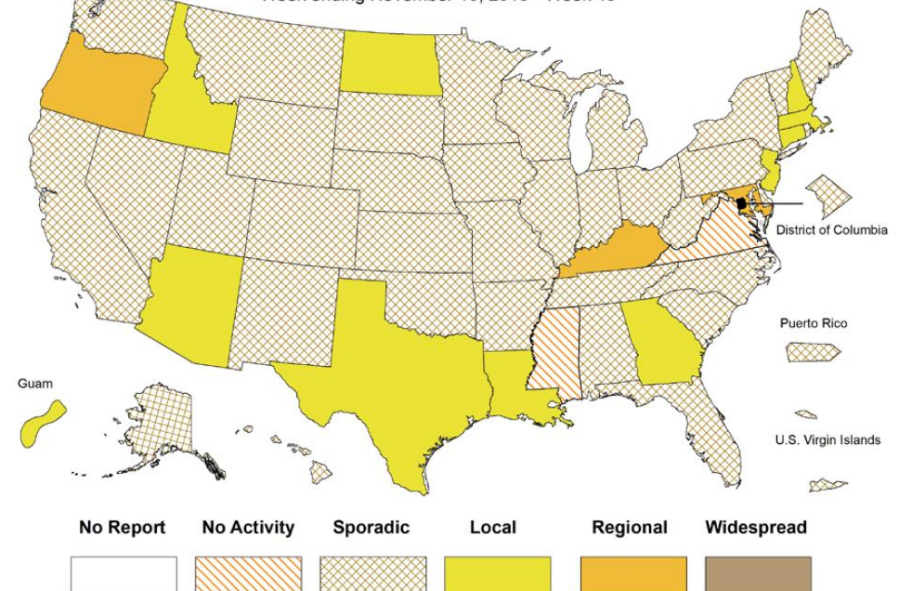
**What is it?** ISHN is a group of Michigan hospitals that voluntarily report weekly aggregate counts of flu positive inpatients to assist MDHHS with statewide flu surveillance

**How it works:** As a participating hospital in the IHSN, you would complete a brief survey every week containing:

- # of hospitalizations with a positive flu test by age group
- The total # of admissions during that time frame (if available)

If your facility is interested in participating or would like more details, please contact Sue Kim ([KimS2@michigan.gov](mailto:KimS2@michigan.gov)) or Seth Eckel ([EckelS1@michigan.gov](mailto:EckelS1@michigan.gov)).

Weekly Influenza Activity Estimates Reported by State & Territorial Epidemiologists\*  
Week ending November 10, 2018 - Week 45



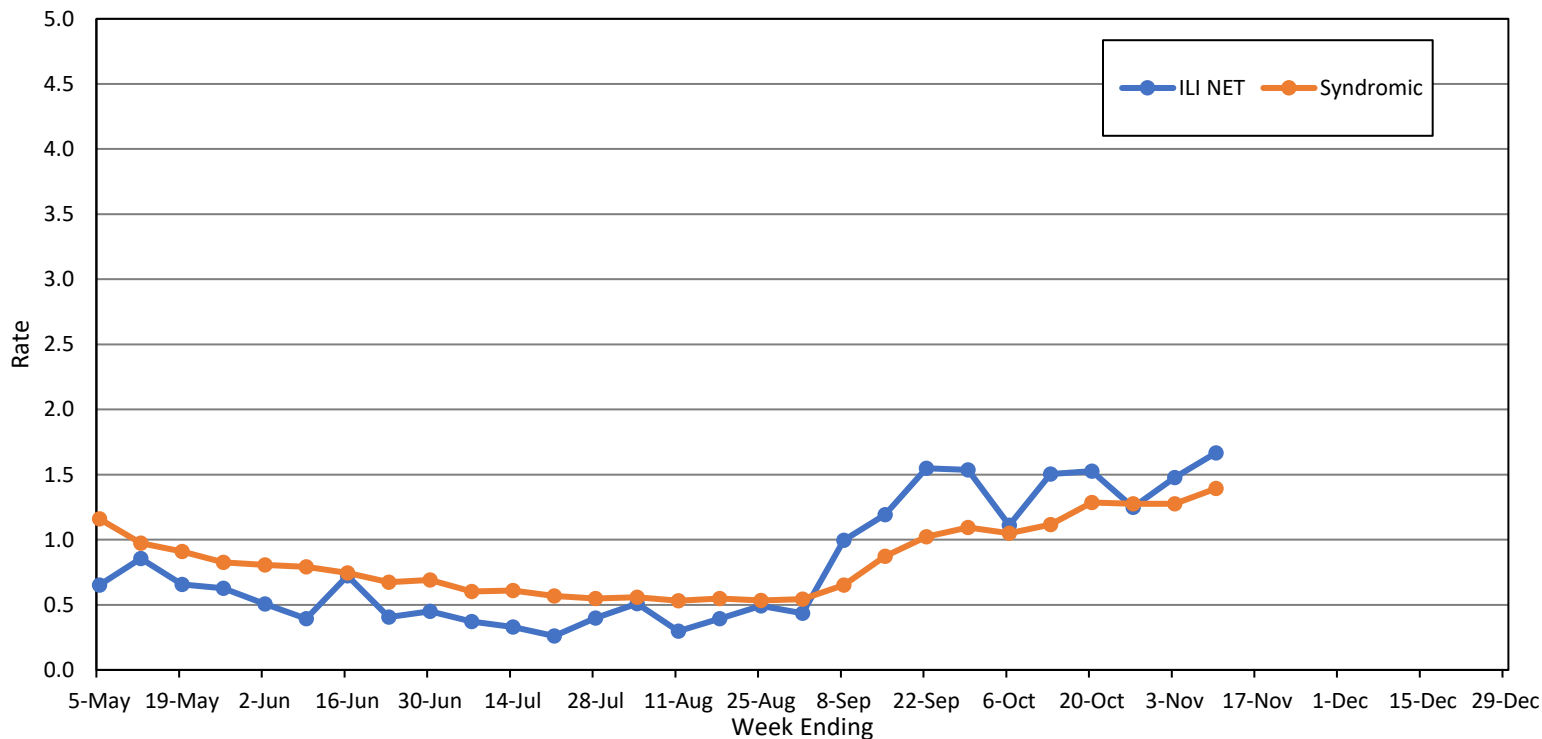
### Influenza-associated Pediatric Mortality

To date, no (0) pediatric influenza deaths have been confirmed by MDHHS for the 2018-2019 flu season. Nationally, two (2) influenza-associated pediatric deaths have been reported thus far for the 2018-2019 flu season.

- Number of reports by region: 34 total [C(11), N(1), SE(14), SW(8)]
- Proportion of visits due to ILI: **↑ 1.7%** (regional baseline\*: 1.8%)
- A total of 248 patient visits due to ILI were reported out of 14,878 office visits

\*Regional baseline is developed by calculating the mean percentage of patient visits for ILI during non-influenza weeks for the previous three seasons and adding two standard deviations.

MI Statewide ILI NET and Syndromic Surveillance Rates, 2018-2019



**National Surveillance**

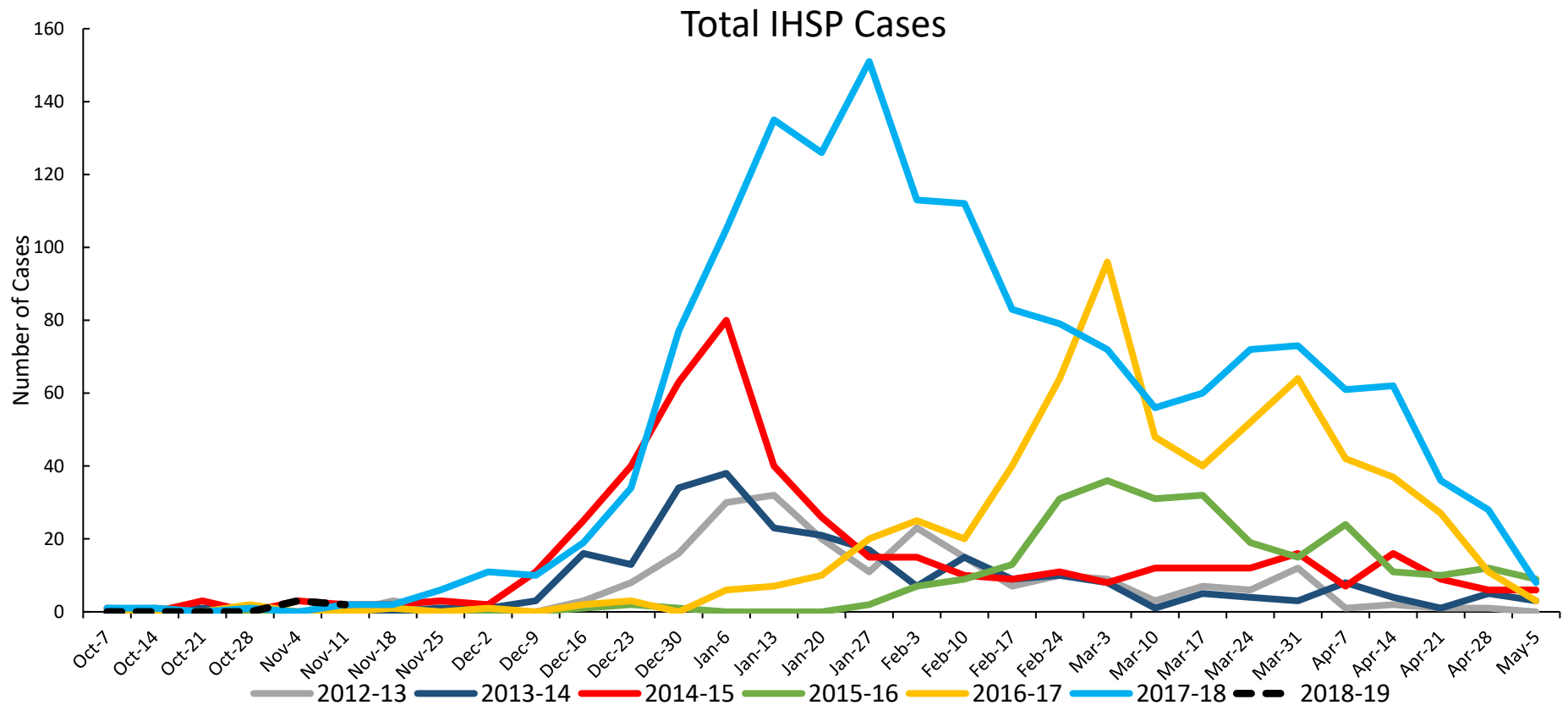
In the United States, 1.9% of outpatient visits were due to influenza-like illness, which is below the national baseline of 2.2%.

**Become a sentinel provider!**  
 Contact Shelly Doeblen at [DoeblenM@michigan.gov](mailto:DoeblenM@michigan.gov)

# Influenza-related Hospitalization Surveillance Week Ending November 10

## Influenza Hospitalization Surveillance Project

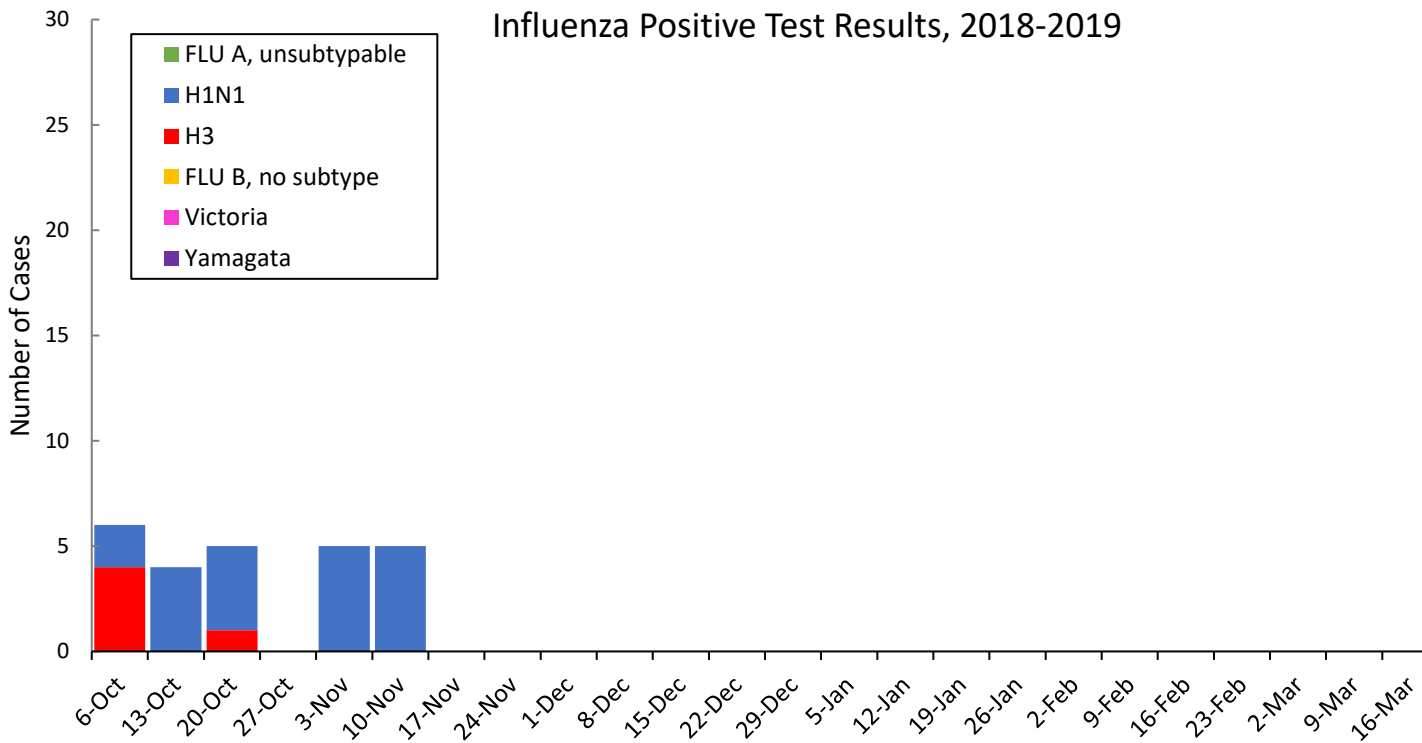
The CDC Influenza Hospitalization Surveillance Project (IHSP) provides population-based rates of hospitalization due to severe influenza-related illness through active surveillance and chart review of lab-confirmed cases from Oct. 1, 2018 until Apr. 30, 2019, for Clinton, Eaton, Ingham, Genesee, and Washtenaw counties. Since Oct. 1, there have been **5 (2 pediatric, 3 adult)** influenza-related hospitalizations reported in the catchment area for the 2018-2019 season.



Washtenaw County was added in 2017-2018

MDHHS Bureau of Laboratories reported 7 new positive influenza results (4C, 0N, 3SE, 0SW).

Respiratory Virus	# Positive Respiratory Virus Results by Region				Overall Total	2017-18 Total
	C	N	SE	SW		
2009 A/H1N1pdm	10	0	10	1	21	80
Influenza A/H3	2	0	0	3	5	579
Influenza B	0	0	0	0	0	220
<b>Total</b>	<b>12</b>	<b>0</b>	<b>10</b>	<b>4</b>	<b>26</b>	<b>879</b>



Based on STARLIMS MDHHS BOL Testing Portal

Note: Flu B subtyping will be reported based on MDHHS BOL testing runs (roughly each month) and will be backtracked into this graph

Most recent MDHHS BOL Flu B subtyping run:

## Michigan Sentinel Clinical Lab Respiratory Virus Data

Eleven (11) sentinel clinical labs (2SE, 1SW, 7C, 1N) reported during this week

### SE Region

- Influenza A: sporadic/low
- Influenza B: no activity
- Parainfluenza: low
- RSV: low; slightly increased
- Adenovirus: low
- hMPV: no activity

### Central Region

- Influenza A: sporadic/low
- Influenza B: no activity
- Parainfluenza: low; slightly increased
- RSV: sporadic/low
- Adenovirus: sporadic/low
- hMPV: sporadic/low

### SW Region

- Influenza A: no activity
- Influenza B: sporadic/low
- Parainfluenza: sporadic/low
- RSV: no activity
- Adenovirus: sporadic/low
- hMPV: no activity

### North Region

- Influenza A: no activity
- Influenza B: no activity
- Parainfluenza: no data available
- RSV: no activity
- Adenovirus: no data available
- hMPV: no data available

There was 0 (0N, 0C, 0SE, 0SW) new respiratory viral outbreak reported to MDHHS during this time period.

Respiratory outbreaks for the 2018-2019 season are listed in the table below.

Facility Type	C	N	SE	SW	Total	2016-2017 Total	2017-2018 Total
Schools: K-12 & College	1				1	25	14
Long-term Care / Assisted Living Facility						138	238
Healthcare Facility						23	4
Daycare						3	4
Homeless Shelter						1	0
Correctional Facility						2	10
Other						3	0
<b>Total</b>	<b>1</b>				<b>1</b>	<b>195</b>	<b>270</b>

## Did you know?

Congregate setting outbreaks of viral respiratory illnesses are required to be reported to your local health department? See:

- [Influenza Guidance for Healthcare Providers](#)
- [Guideline for influenza and Respiratory Virus Outbreaks in Long-Term Care Facilities](#)

## FluBytes

- [Vaccine Effectiveness Not Impacted by Statin Use](#)
- [National Influenza Vaccination Week Dec 2-8, 2018](#)

## MDHHS Contributors

**Bureau of Epidemiology and Population Health** – S. Bidol, MPH, S. Eckel, MPH, S. Kim, MPH,

**Bureau of Family Health Services** – M. Doebler, MPH

**Bureau of Labs** – B. Robeson, MT, V. Vavricka, MS

For questions or to be added to the distribution list, please contact Sue Kim at [KimS2@michigan.gov](mailto:KimS2@michigan.gov)