



Michigan Flu Focus

Weekly Influenza Surveillance Report

October 16, 2020

Vol. 18; No. 02

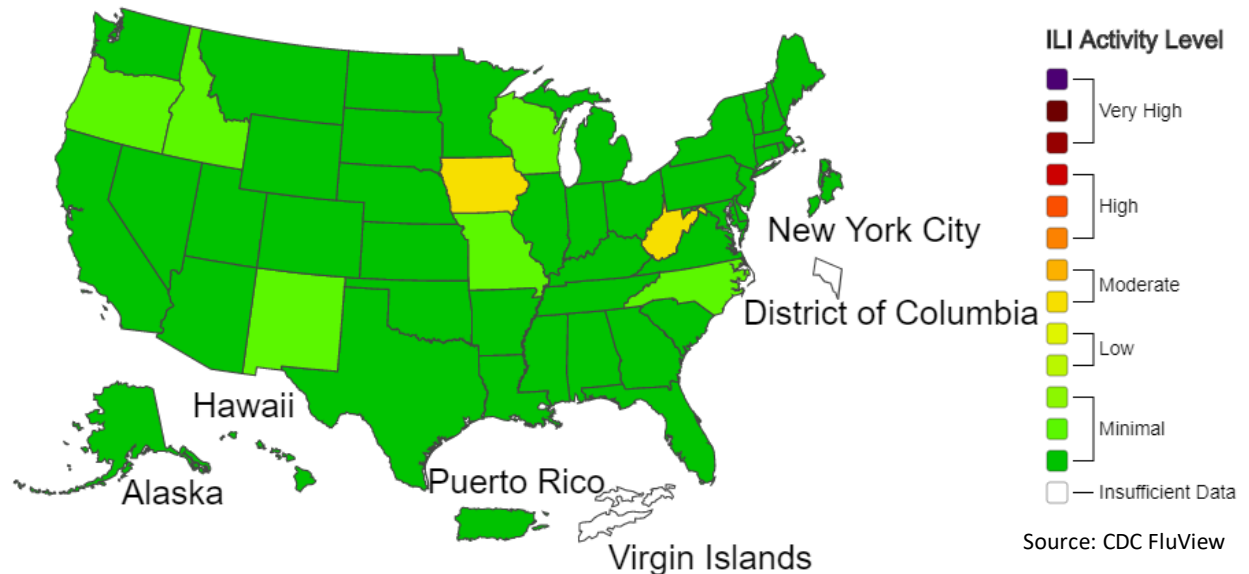
Week Ending October 10, 2020 | WEEK 41

Editor: Sue Kim

Editor email: KimS2@michigan.gov

Data provided in this report are preliminary and will be updated as additional data is received

Influenza-Like Illness (ILI) Activity Level Indicator Determined by Data Reported to ILINet
2020-21 Influenza Season Week 41 ending Oct 10, 2020



Note: This graph represents ILI activity levels reported to ILINet. Geographic spread of influenza has been suspended for the 2020-2021 influenza season

Updates of Interest

Nationally, seasonal influenza activity remains low.

For information on influenza and COVID-19 during the 2020-2021 influenza season, please visit the following link to CDC's website:

<https://www.cdc.gov/flu/season/faq-flu-season-2020-2021.htm#Flu-and-COVID-19>

Influenza-associated Pediatric Mortality

Nationally, no (0) influenza-associated pediatric deaths have been reported thus far for the 2020-2021 flu season.

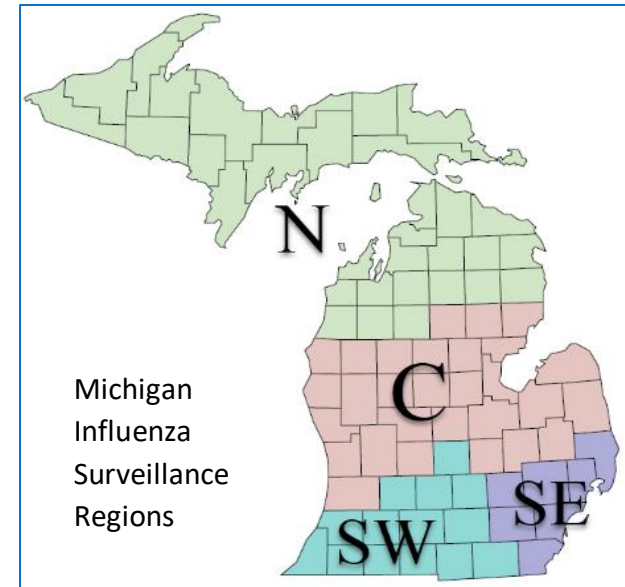
192 pediatric flu deaths were reported for the past 2019-2020 flu season.

U.S. Outpatient Influenza-like Illness Surveillance Network (ILINet)

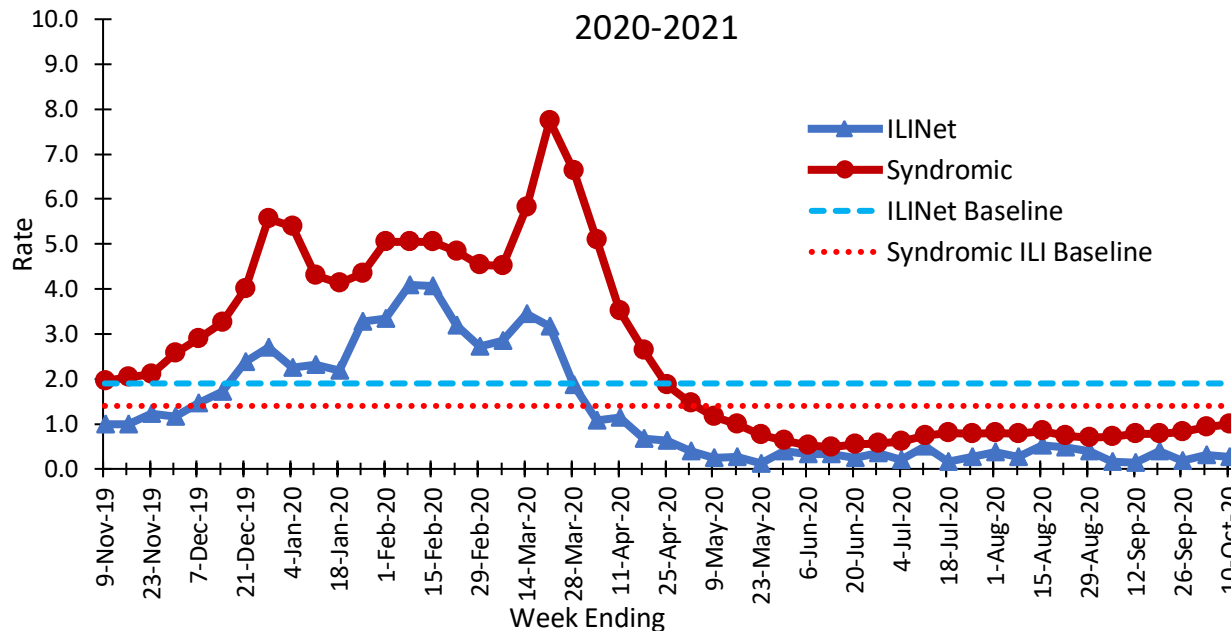
Michigan participates in ILINet, a collaborative effort between the CDC, state and local health departments, and volunteer sentinel clinicians as part of Michigan's influenza surveillance. ILINet provides data on the total number of outpatient visits to health care providers seen for any reason and the number of those patients with influenza-like illness (ILI). *ILI is defined as fever ($\geq 100^{\circ}\text{F}$) and a cough and/or a sore throat without a known cause other than influenza.*

Number of Reports and ILI % by Region during this time period:

Region	C	N	SE	SW
No. of Reporters (15)	5	0	9	1
ILI %	0.1	-	0.5	0



Michigan Statewide ILINet and Syndromic Surveillance, 2020-2021



Michigan ILI Activity: 0.3%

(Last week: 0.3%)

Regional Baseline*: 1.9%

A total of 14 patient visits due to ILI were reported out of 5,120 office visits for week 41.

*Regional baseline is determined by calculating the mean percentage of patient visits due to ILI during non-influenza weeks for the previous three seasons and adding two standard deviations

National Surveillance

In the United States, 1.2% of outpatient visits were due to ILI (Last week: 1.1%)

This is **below** the national baseline of 2.6%

Become an ILINET provider!

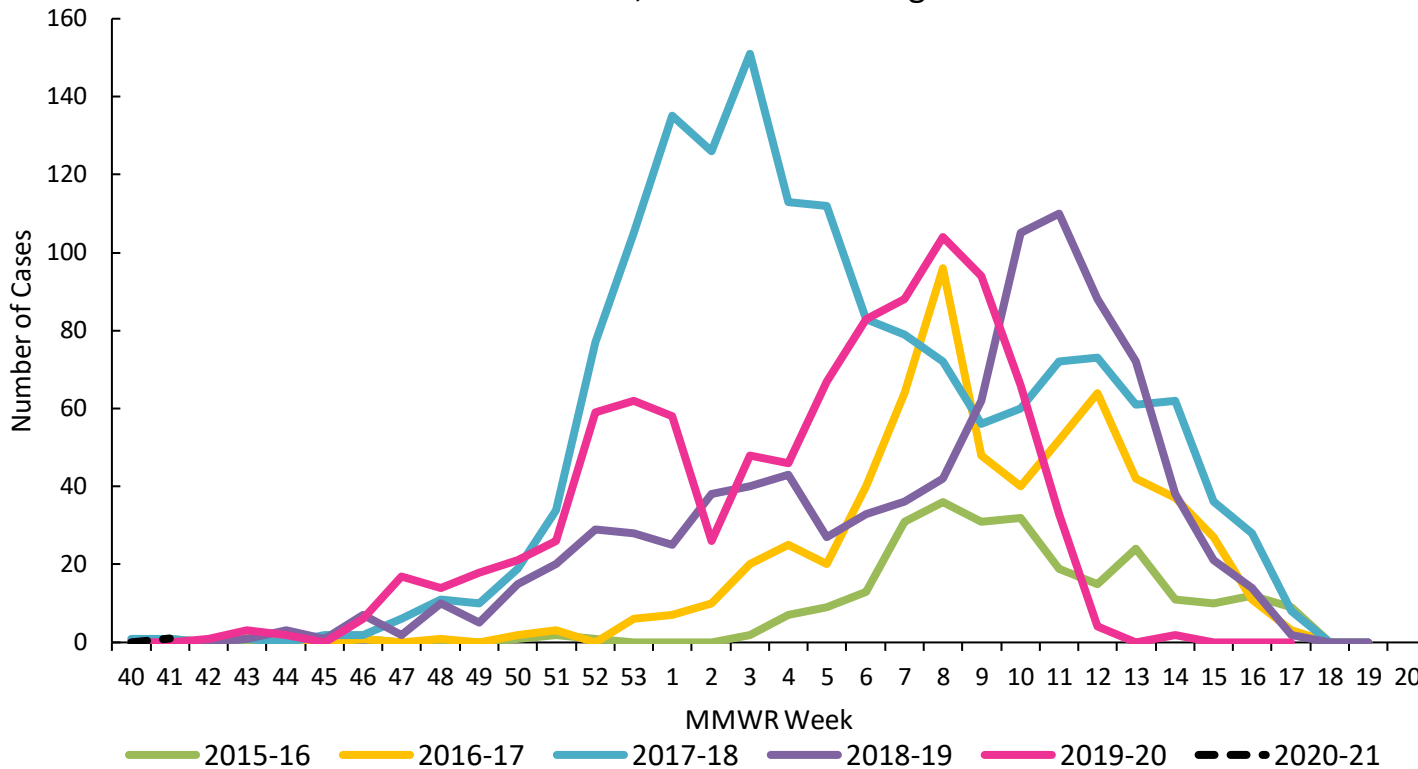
Contact Shelly Doebler at DoeblerM@michigan.gov

Influenza Hospitalization Surveillance Project (IHSP)

The CDC's Influenza Hospitalization Surveillance Network (FluSurv-NET) provides population-based rates of laboratory-confirmed influenza-associated hospitalizations from October 1st through April 30th each year. Michigan participates as an IHSP state in FluSurv-NET for Clinton, Eaton, Genesee, Ingham, and Washtenaw Counties.

There was **1** (0 pediatric, 1 adult) influenza-associated hospitalization reported to MDHHS for the IHSP during this time period. Since October 1st, **1** (0 pediatric, 1 adult) influenza-associated hospitalization was reported in the catchment area for the 2020-2021 season.

Total IHSP Cases, 2015-2016 through 2020-2021



Washtenaw County was added in the 2017-2018 season

Join the Influenza Sentinel Hospital Network (ISHN)!

What is it? ISHN is a group of hospitals in Michigan that voluntarily report weekly aggregate counts of influenza positive inpatients to assist MDHHS with statewide flu surveillance

How it works: As a participating hospital in the ISHN, you would complete a brief Survey Monkey every week containing:

- Number of hospitalizations with a positive influenza test by age group during that time period
- The total number of hospitalizations due to any condition during that time period (if available)

The data you provide is aggregated by region and can assist providers and public health in recognizing changes in the age or geographic distribution of flu in this population.

If your facility is interested in participating or would like more details, please contact Sue Kim (KimS2@michigan.gov)

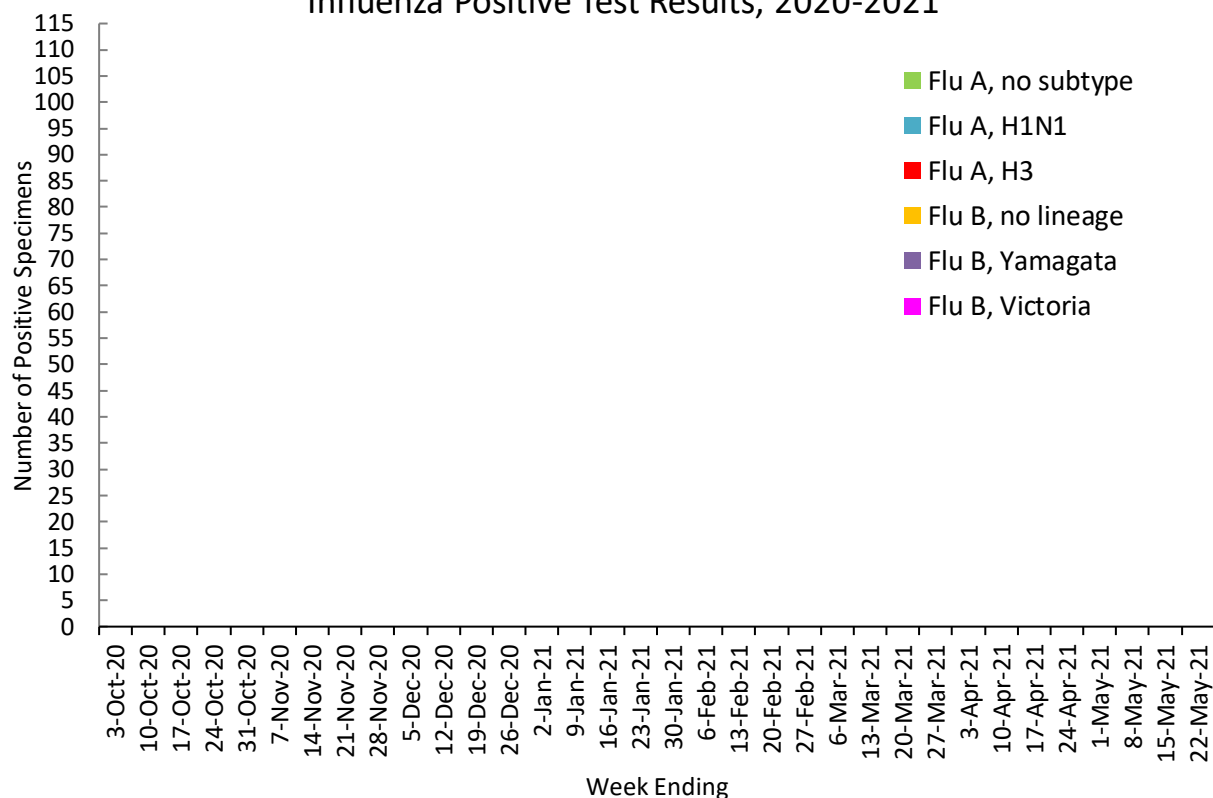
MDHHS BOL Virology Laboratory Data

There were **0** new positive influenza results (OC, ON, OSE, OSW) reported by the MDHHS Bureau of Laboratories (BOL) during this time period.

of Positive Respiratory Virus Results by Region

	C	N	SE	SW	Total
H1N1	0	0	0	0	0
H3N2	0	0	0	0	0
Infl B	0	0	0	0	0
Total	0	0	0	0	0

Influenza Positive Test Results, 2020-2021



Note: Based on Specimen Collection Date

Flu B lineage data will be reported based on MDHHS BOL testing runs and will be backtracked into this graph

Michigan Sentinel Clinical Lab Network Respiratory Virus Data

Eleven (11) sentinel clinical labs (2SE, 2SW, 6C, 1N) reported during the weeks ending 9/26 - 10/3

SE Region	
Influenza A:	no activity
Influenza B:	no activity
Parainfluenza:	no activity
RSV:	no activity
Adenovirus:	low
hMPV:	no activity
Central Region	
Influenza A:	no activity
Influenza B:	no activity
Parainfluenza:	no activity
RSV:	no activity
Adenovirus:	sporadic
hMPV:	no activity
SW Region	
Influenza A:	no activity
Influenza B:	no activity
Parainfluenza:	sporadic
RSV:	no activity
Adenovirus:	no activity
hMPV:	no activity
North Region	
Influenza A:	no activity
Influenza B:	no activity
Parainfluenza:	no activity
RSV:	no activity
Adenovirus:	sporadic – low
hMPV:	no activity

There were **0** new respiratory outbreaks (OC, ON, OSE, OSW) reported to MDHHS during this time period. Respiratory outbreaks for the 2020-2021 season are listed in the table below.

of Congregate Setting Outbreaks by Region

Facility Type	C	N	SE	SW	Total
Schools: K-12 & College	0	0	0	0	0
Long-term Care / Assisted Living Facility	0	0	0	0	0
Healthcare Facility	0	0	0	0	0
Daycare	0	0	0	0	0
Homeless Shelter	0	0	0	0	0
Correctional Facility	0	0	0	0	0
Other	0	0	0	0	0
Total	0	0	0	0	0

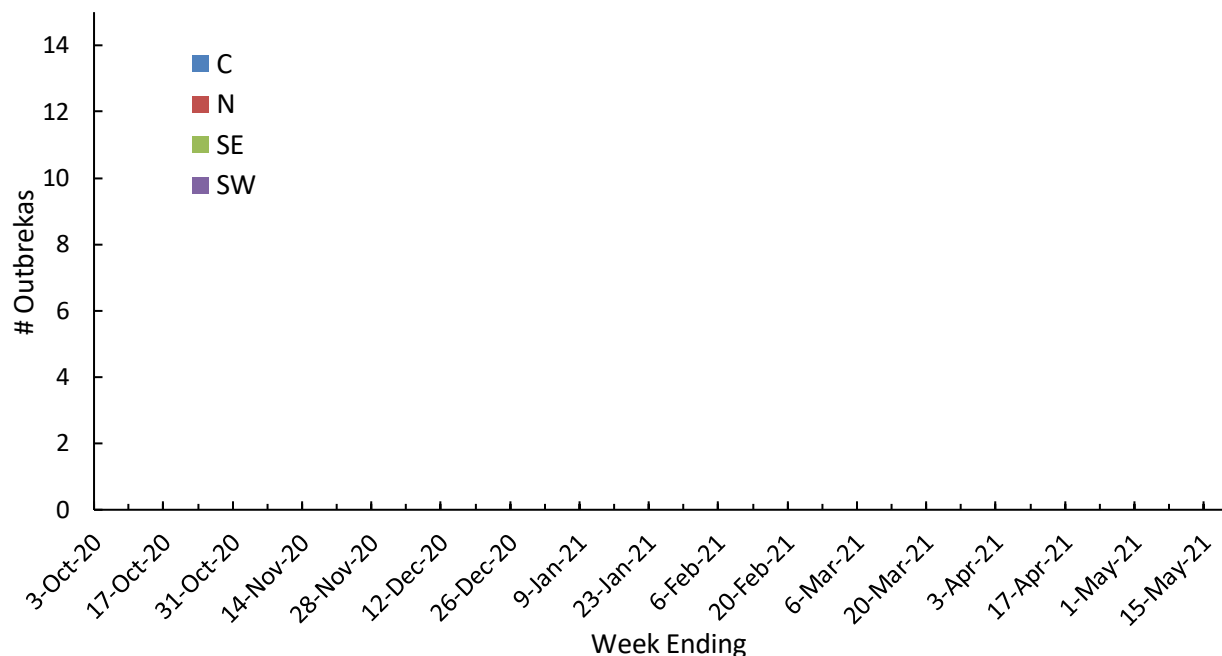
Did you know?

Congregate setting outbreaks of viral respiratory illnesses are required to be reported to your local health department? See:

- [Influenza Guidance for Healthcare Providers](#)
- [Guideline for influenza and Respiratory Virus Outbreaks in Long-Term Care Facilities](#)

Note: Outbreaks associated with COVID-19 are not reported in this table (above) or graph (below).

Congregate Setting Outbreaks by Region, 2020-2021



Influenza Vaccine Updates

[Influenza and Tdap Vaccination Coverage Among Pregnant Women — United States, April 2020](#)

On October 2, 2020 CDC released 2019-2020 influenza and Tdap coverage estimates for pregnant women. Vaccination of pregnant women with influenza vaccine and Tdap vaccine can decrease the risk for influenza and pertussis among pregnant women and their infants.

Key Findings

- 61.2% of pregnant women received influenza vaccination during the 2019-20 flu season
- 56.6% received Tdap vaccination during pregnancy during 2019-20
- Flu vaccination coverage increased among Black and Hispanic women
- Tdap vaccination increased among Black women
 - Tdap vaccination decreased in Hispanic women compared with 2018-19

Flu and Tdap vaccination are recommended during each pregnancy however coverage remains suboptimal. While increases in coverage among Black and Hispanic women were observed, disparities compared to White women still exist.

Provider offers of vaccination along with culturally competent conversations with patients, could increase vaccination coverage among pregnant women and reduce disparities.

Visit www.cdc.gov/flu for more information.

Influenza News Blast

- [2019-2020 Flu Vaccination Coverage](#)
- [NEW STUDY: 2018-19 Flu VE in Children](#)
- [Global Flu Update- WHO](#)
- [2020 NFID Influenza News Conference](#)
- [Hospitalized COVID-19 Patients Compared to Hospitalized Flu Patients](#)
- [NEW STUDY: Improving Influenza Vaccination in Children with Asthma](#)
- [NEW Study: Influenza Vaccine During Pregnancy and 6-month Infant Development](#)

Additional Resources

- [MDHHS Influenza Webpage](#)
- [MDHHS Bureau of Laboratories \(BOL\) Webpage and Test Request Forms](#)
- [CDC FluView Weekly Report](#)
- [CDC Healthcare Professionals Flu Toolkit](#)
- [Immunization Action Coalition: Ask the Experts- Flu](#)
- [MDHHS- Influenza Vaccine F.A.Q.](#)

View Michigan Flu Focus Report archives [here](#).

Influenza Burden Estimates

The Centers for Disease Control and Prevention (CDC) have released [preliminary burden estimates](#) for the 2019-2020 flu season.

Between October 1, 2019 through April 4, 2020 it is estimated that there have been:

- **39 million – 56 million flu illnesses**
- **18 million – 26 million flu medical visits**
- **410,000 – 740,000 flu hospitalizations**
- **24,000 – 62,000 flu deaths**

NOTE: The week of April 4 was the last week in-season influenza burden estimates will be provided for the 2019-2020 season.

2020-2021 preliminary burden estimates are expected to be released later in the flu season.

MDHHS Contributors

Bureau of Epidemiology and Population Health
S. Bidol, MPH, S. Kim, MPH

Bureau of Family Health Services
M. Doebler, MPH

Bureau of Laboratories
B. Robeson, MT, V. Vavricka, MS

To be added to the distribution list, please contact
Sue Kim at KimS2@michigan.gov