



# Michigan Flu Focus

Weekly Influenza Surveillance Report



Editor: Sue Kim, MPH

Editor Email: [KimS2@michigan.gov](mailto:KimS2@michigan.gov)

April 24, 2020

Vol. 17; No. 28

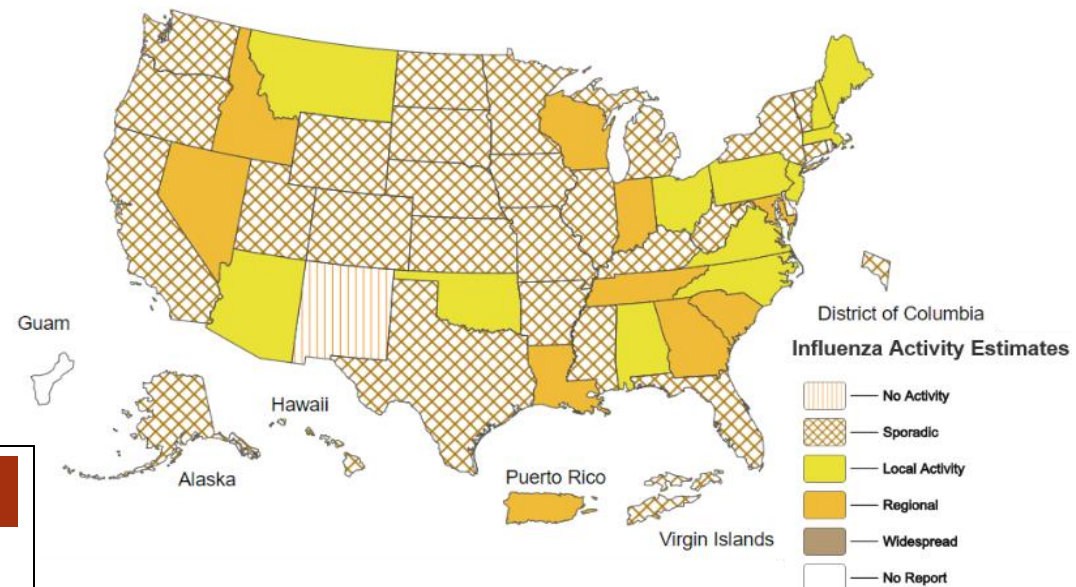
**Week Ending April 18, 2020 | WEEK 16**

Michigan Influenza Activity
No Activity
<b><u>Sporadic</u></b>
Local
Regional
Widespread

\*Clicking on the current activity level will direct you to the CDC webpage defining each activity level for the geographic spread of influenza

## Weekly Influenza Activity Estimates Reported by State & Territorial Epidemiologists\*

Week Ending Apr 18, 2020 - Week 16



## Updates of Interest

The Michigan Flu code estimate has decreased to 'Sporadic' activity for Week 16 due to statewide declines in laboratory-confirmed influenza cases. Please see Michigan Influenza Activity (above), for an overview of flu activity definitions.

One influenza (B)-associated pediatric death in January has been confirmed for Week 16. Please see Flu Bytes section for more information.

## Influenza-associated Pediatric Mortality

Nationally, 169 influenza-associated pediatric deaths have been reported thus far for the 2019-2020 flu season. Five (5) pediatric influenza (B) deaths have been confirmed by MDHHS during this season.

## U.S. Outpatient Influenza-like Illness Surveillance Network (ILINet)

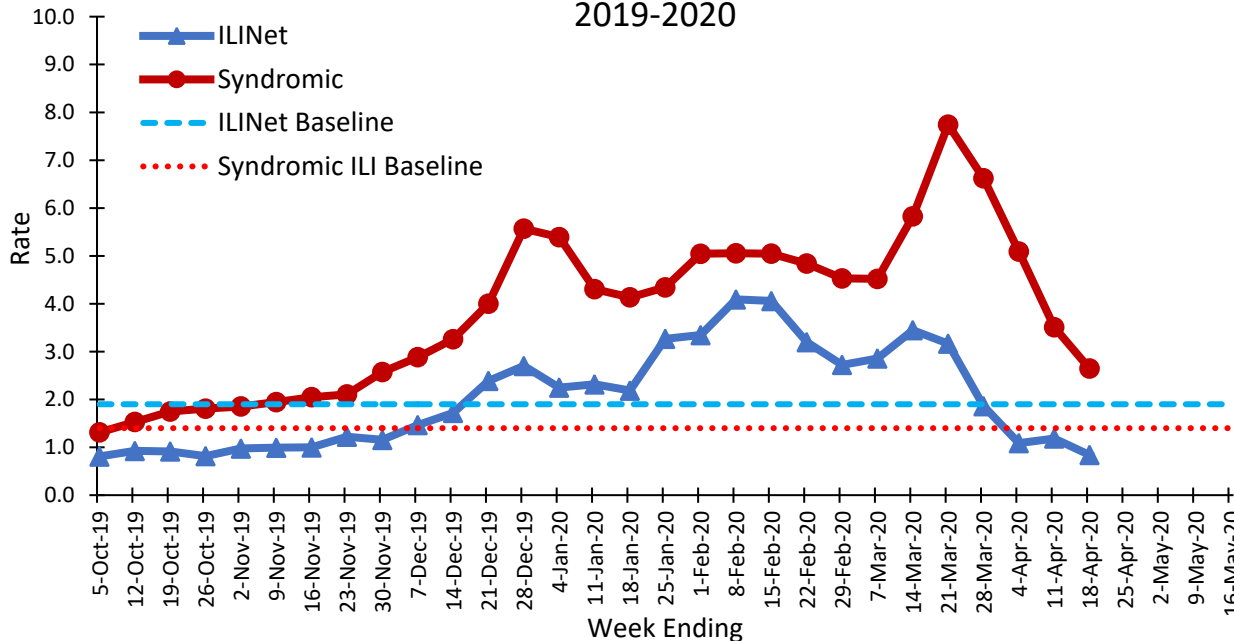
Michigan participates in ILINet, a collaborative effort between the CDC, state and local health departments, and volunteer sentinel clinicians as part of Michigan’s influenza surveillance. ILINet provides data on the total number outpatient visits to health care providers seen for any reason and the number of those patients with influenza-like illness (ILI). For this system, ILI is defined as fever (temperature of 100°F [37.8°C] or greater) and a cough and/or a sore throat without a known cause other than influenza.

### Number of Reports and ILI % by Region in Michigan during this time period:

Region	C	N	SE	SW
No. of Reporters <b>Total (23)</b>	8	3	7	5
ILI %	0.8	1.3	1.3	0.1

Data is provisional and may change as additional reports are received.

Michigan Statewide ILINet and Syndromic Surveillance, 2019-2020



## Michigan ILI Activity

**0.8%**

(Last week: 1.2%)

Regional Baseline\*: 1.9%

A total of 35 patient visits due to ILI were reported out of 4,164 office visits during this period.

\*Regional baseline is determined by calculating the mean percentage of patient visits due to ILI during non-influenza weeks for the previous three seasons and adding two standard deviations

## National Surveillance

In the United States, **2.2 %** of outpatient visits were due to ILI. (Last week: 2.8%)  
This is **above** the national baseline of 2.4%

**Become an ILINET provider!**

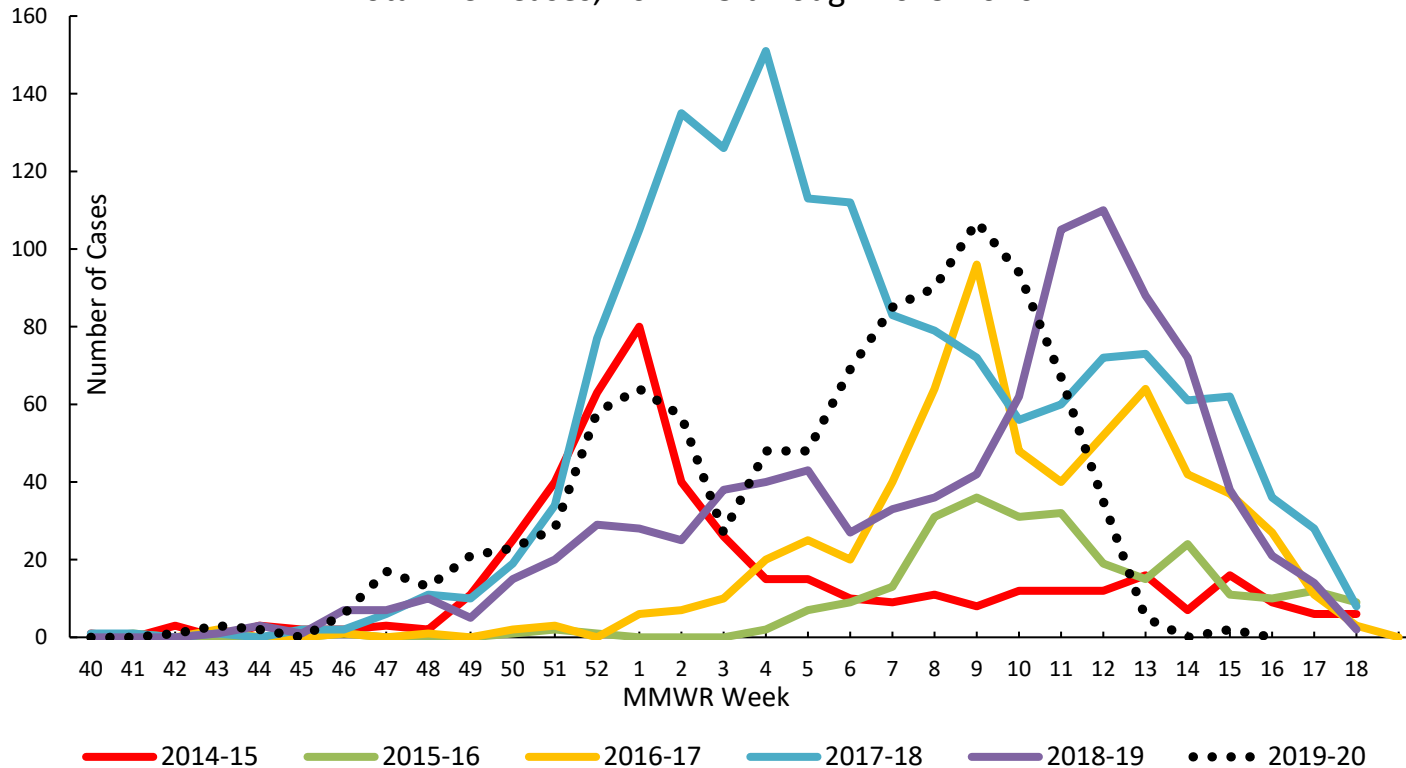
Contact Shelly Doebler at [DoeblerM@michigan.gov](mailto:DoeblerM@michigan.gov)

## Influenza Hospitalization Surveillance Project (IHSP)

The CDC's Influenza Hospitalization Surveillance Network (FluSurv-NET) provides population-based rates of laboratory-confirmed influenza-associated hospitalizations from October 1<sup>st</sup> through April 30<sup>th</sup> each year. Michigan participates as an IHSP state in FluSurv-NET for Clinton, Eaton, Genesee, Ingham, and Washtenaw Counties.

There were **0** (0 pediatric, 0 adult) influenza-associated hospitalizations reported to MDHHS for the IHSP during this time period. Since October 1<sup>st</sup>, **970 (150 pediatric, 820 adult)** influenza-related hospitalizations were reported in the catchment area for the 2019-2020 season.

Total IHSP Cases, 2014-15 through 2019-2020



Washtenaw County was added in the 2017-2018 season

## Join the Influenza Sentinel Hospital Network (ISHN)!

What is it? ISHN is a group of hospitals in Michigan that voluntarily report weekly aggregate counts of influenza positive inpatients to assist MDHHS with statewide flu surveillance

How it works: As a participating hospital in the ISHN, you would complete a brief Survey Monkey every week containing:

- Number of hospitalizations with a positive influenza test by age group during that time period
- The total number of hospitalizations due to any condition during that time period (if available)

The data you provide is aggregated by region and can assist providers and public health in recognizing changes in the age or geographic distribution of flu in this population.

If your facility is interested in participating or would like more details, please contact Sue Kim ([KimS2@michigan.gov](mailto:KimS2@michigan.gov))

# Laboratory (Virologic) Surveillance

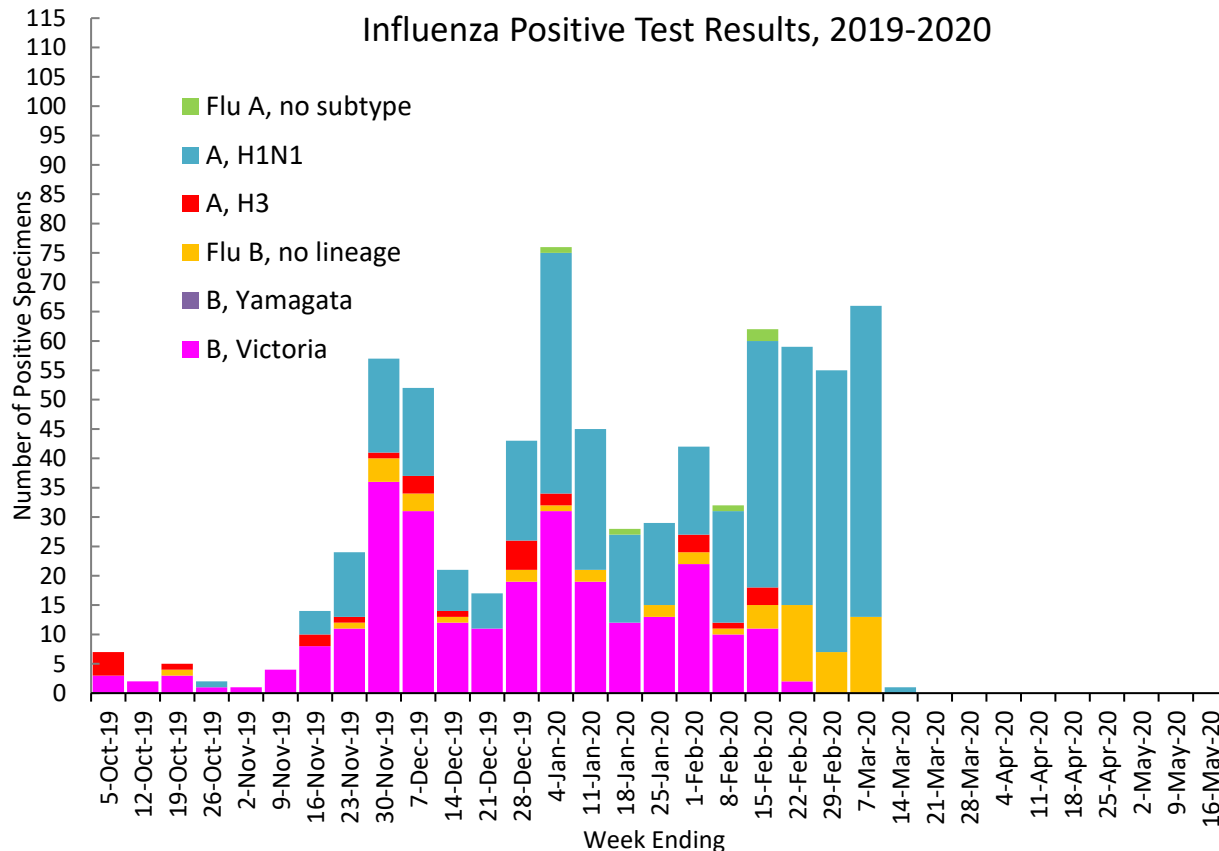
Week Ending Apr 18, 2020

There were **0** new positive influenza results (OC, ON, OSE, OSW) reported by the MDHHS Bureau of Laboratories (BOL) during this time period.

## # of Positive Respiratory Virus Results by Region

	C	N	SE	SW	Total
H1N1	159	32	52	150	393
H3N2	5	0	12	10	27
Infl B	116	9	65	130	319
<b>Total</b>	<b>280</b>	<b>41</b>	<b>128</b>	<b>290</b>	<b>739</b>

Data is provisional and may change as additional results are reported.



Note: Flu B subtyping will be reported based on MDHHS BOL testing runs and will be backtracked into this graph  
 Latest MDHHS BOL Flu B lineage determination run: February 28, 2020

## Michigan Sentinel Clinical Lab Network Respiratory Virus Data

Twelve (12) sentinel clinical labs (2SE, 1SW, 7C, 2N) reported during this week

SE Region	
Influenza A:	no activity
Influenza B:	no activity
Parainfluenza:	no data available
RSV:	low
Adenovirus:	no data available
hMPV:	no data available
Central Region	
Influenza A:	sporadic
Influenza B:	sporadic
Parainfluenza:	no activity
RSV:	sporadic – low
Adenovirus:	sporadic
hMPV:	sporadic – low
SW Region	
Influenza A:	no activity
Influenza B:	no activity
Parainfluenza:	no activity
RSV:	sporadic
Adenovirus:	sporadic
hMPV:	low; decreasing
North Region	
Influenza A:	no activity
Influenza B:	sporadic
Parainfluenza:	no activity
RSV:	low
Adenovirus:	sporadic
hMPV:	sporadic – low

There were **0** new respiratory outbreaks (OC, ON, OSE, OSW) reported to MDHHS during this time period. Respiratory outbreaks for the 2019-2020 season are listed in the table below.

**# of Congregate Setting Outbreaks by Region**

Facility Type	C	N	SE	SW	Total
Schools: K-12 & College	1	8	1	7	17
Long-term Care / Assisted Living Facility	28	8	16	25	77
Healthcare Facility	2	0	4	2	8
Daycare	0	0	0	0	0
Homeless Shelter	1	0	1	0	2
Correctional Facility	2	2	0	3	7
Other	0	0	0	0	0
<b>Total</b>	<b>34</b>	<b>18</b>	<b>22</b>	<b>37</b>	<b>111</b>

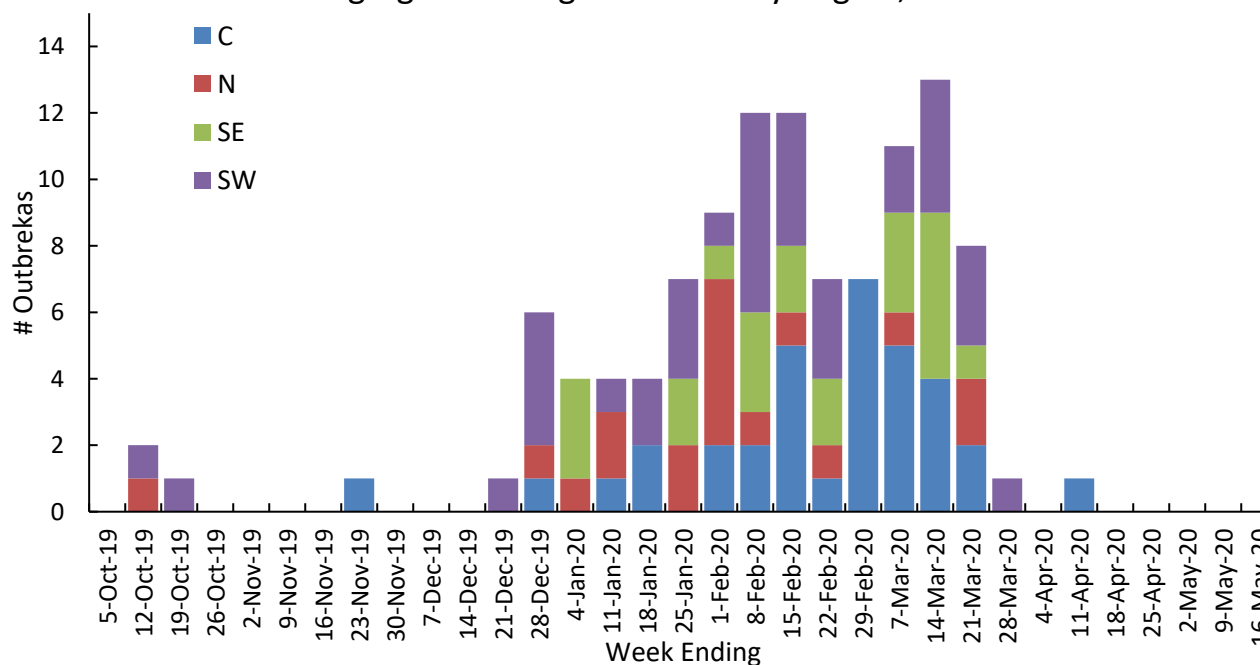
### Did you know?

Congregate setting outbreaks of viral respiratory illnesses are required to be reported to your local health department? See:

- [Influenza Guidance for Healthcare Providers](#)
- [Guideline for influenza and Respiratory Virus Outbreaks in Long-Term Care Facilities](#)

Note: Outbreaks associated with COVID19 are not reported in this table (above) or graph (below).

**Congregate Setting Outbreaks by Region, 2019-2020**



## Influenza Vaccine Updates

**Fact Check: [Getting the flu vaccine doesn't make you more \(or less\) likely to get the coronavirus](#)**

### USA Today

As the novel coronavirus continues to spread across the U.S, a handful of posts on Facebook have claimed those who received the influenza vaccine are either more likely to test positive for the virus or become sick with it.

### Coronavirus is not in the flu vaccine.

The flu vaccine does not include any of the coronaviruses, a family of viruses that includes some that may give people upper respiratory illnesses.

Dr. Christie Alexander, president of the Florida Academy of Family Physicians, stresses that since coronavirus and specifically SARS-CoV-2 isn't in the flu vaccine, the vaccine will not give anyone symptoms of coronavirus or cause them to test positive.

Experts state that academic research has not shown a connection between the flu shot and coronavirus.

Providers also want to communicate the importance of understanding that while the flu vaccine will not make a person more susceptible to the coronavirus, it will also not protect a person from it. There is currently no vaccine against SARS-CoV-2, however researchers are working to develop one.

For more information about influenza check out [www.michigan.gov/flu](http://www.michigan.gov/flu). For coronavirus updates visit [www.michigan.gov/coronavirus](http://www.michigan.gov/coronavirus), or call the COVID-19 Hotline at 888-535-6136.

## Influenza News Blast

- [Ingham County Health Department Confirms Pediatric Flu Death](#)
- [Universal Flu Vaccine Tracking Effort](#)
- [Abstract: Flu Vaccine Protection Across 3 Seasons](#)
- [NEW STUDY: Expanding Understanding of Flu-related Complications](#)
- [NEW STUDY: Improving Influenza Vaccination in Children with Asthma](#)
- [NEW STUDY: Influenza VE in Children](#)
- [Global Flu Surveillance Update](#)
- [NEW Study: Influenza Vaccine During Pregnancy and 6-month Infant Development](#)
- [Immunization Schedules, 2020](#)

### Additional Resources

- [MDHHS Influenza Webpage](#)
  - [MDHHS Bureau of Laboratories \(BOL\) Webpage and Test Request Forms](#)
  - [CDC FluView Weekly Report](#)
  - [CDC Healthcare Professionals Flu Toolkit](#)
  - [Immunization Action Coalition: Ask the Experts- Flu](#)
  - [MDHHS- Influenza Vaccine F.A.Q.](#)
- View Michigan Flu Focus Report archives [here](#).

## Influenza Burden Estimates

The Centers for Disease Control and Prevention (CDC) have once again begun to release [preliminary burden estimates](#) for the 2019-2020 flu season.

Between October 1, 2019 through April 4, 2020 it is estimated that there have been:

- **39 million – 56 million flu illnesses**
- **18 million – 26 million flu medical visits**
- **410,000 – 740,000 flu hospitalizations**
- **24,000 – 62,000 flu deaths**

NOTE: The week of April 4 was the last week in-season influenza burden estimates will be provided for the 2019-2020 season.

Additionally, there have been 169 confirmed flu-associated pediatric deaths for the 2019-2020 flu season.

Check out [CDC's Weekly Influenza Surveillance Report \(FluView\)](#) for more information.

## MDHHS Contributors

**Bureau of Epidemiology and Population Health**  
S. Bidol, MPH, S. Kim, MPH

**Bureau of Family Health Services**  
M. Doebler, MPH

**Bureau of Laboratories**  
B. Robeson, MT, V. Vavricka, MS

To be added to the distribution list, please contact Sue Kim at [KimS2@michigan.gov](mailto:KimS2@michigan.gov)