



**Michigan's Maternal Infant and Early  
Childhood Home Visiting Program  
Summary Report for Fiscal Year 2017**

*Released January 2018  
Prepared by Michigan Public Health Institute*

## Acknowledgement

---

The Michigan Department of Health and Human Services (MDHHS) receives Maternal Infant and Early Childhood Home Visiting (MIECHV) funding through the Health Resources Services Administration (HRSA). This report describes the performance of MI MIECHV funded Local Implementing Agencies (LIAs) in six federally mandated benchmark areas.



# Home Visiting Programs Strengthen Michigan Families

---

Home visiting programs serve pregnant women and families with children beginning at birth and extending until age five. Home visiting is designed to help parents develop the skills they need to raise children who are physically, socially, and emotionally healthy, and ready to learn.

The Michigan Maternal Infant and Early Childhood Home Visiting (MI MIECHV) program was established to strengthen and improve coordination of services, and to identify and provide home visiting services to improve outcomes for families who reside in at risk communities.

**The following six benchmarks are the focus and goals of the MIECHV program for each of the families served:**



Improvement in maternal, newborn, and child health



Prevention of child injuries, child abuse, neglect, or maltreatment and reductions of emergency room visits



Improvements in school readiness and child academic achievement



Reductions in domestic violence



Improvements in family economic self-sufficiency

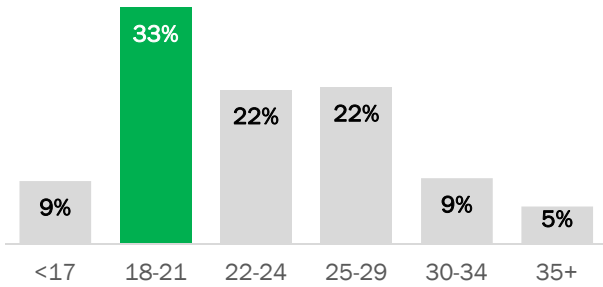


Improvements in the coordination and referrals for other community resources and supports

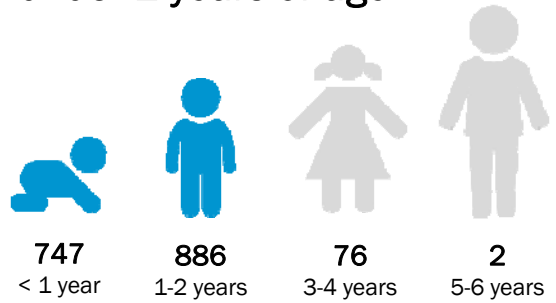
# Who we served

2,162 Michigan families were served in between October 2016 and September 2017! Below is a glimpse at the women and children whose lives were touched by the MI MIECHV program.

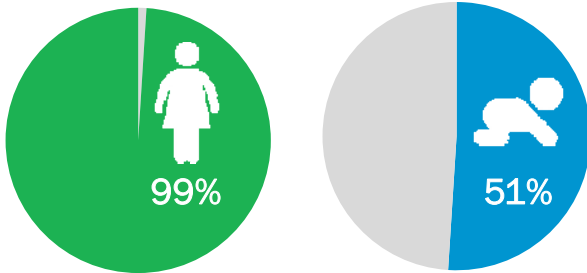
Most of the **2,169 caregivers** were **18-21 years of age**



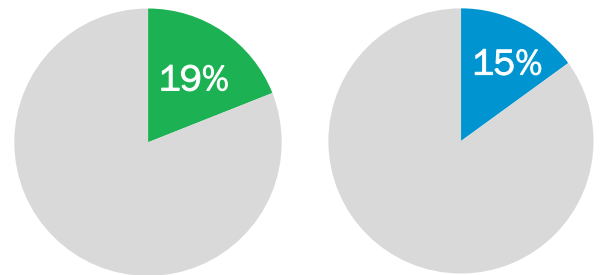
Most of the **1,711 children** were under **2 years of age**



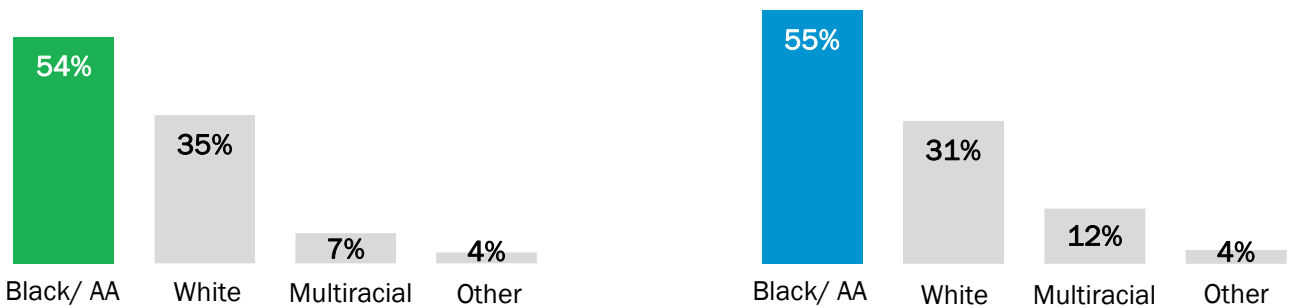
Almost all **caregivers** served were **female**, while over half of **children** were **male**



Just under one fifth of **caregivers** and **children** served were **Hispanic/Latino**



Majority of **caregivers** and **children** identified as **Black/African American**



One third of the **caregivers** had **less than a high school diploma**

**30%** of caregivers had less than a high school diploma

**44%** of caregivers had a high school diploma/ GED




**22%** of caregivers had some college or an associate's degree

**5%** of caregivers had a bachelor's degree or higher



# Maternal & Newborn Health

MI MIECHV Local Implementing Agencies (LIAs) support pre- and postpartum care, in addition to well-child care. This includes services that prevent preterm births, support breastfeeding, and identify health concerns early. Additionally, home visitors screen and refer caregivers who need support with tobacco cessation or depression.



## Postpartum Care

49% of mothers received a postpartum visit within eight weeks of delivery



## Depression Screening

83% of primary caregivers were screened for depression within three months of enrollment or delivery



## Tobacco Cessation Referrals

42% of primary caregivers that reported using tobacco/cigarettes were referred to cessation services within three months of enrollment



## Maternal & Newborn Health *continued*

---



### Full Term Births

80% of children born to mothers who enrolled in home visiting prenatally were born after 37 weeks gestation



### Breastfeeding at Six Months

19% of children whose mothers enrolled prenatally, were still being breastfed at 6 months



### Well Child Visit

40% of children received the last recommended well-child visit based on the AAP schedule



# Child Injuries, Maltreatment, and Emergency Department Visits

MI MIECHV LIAs work with caregivers to improve safety and wellbeing in settings where children spend time. This includes providing education, assessment, and support to address safety hazards, use safe sleep practices, and practice positive parenting.



## Safe Sleep

25% of children one year or younger were always placed to sleep on their backs without bed sharing/ soft bedding




## Child Injury

4% of children had injury-related visits to the Emergency Department



## Maltreatment


6% of children had an investigated case of maltreatment





# School Readiness and Achievement

MI MIECHV LIAs provide screening, support, and education to help families raise children who are physically, socially, and emotionally healthy and ready to learn. Home visitors ask parents about their concerns, and they use validated screening/observation tools to assess children's development and parent-child interactions. Home visitors use results to support education and skill-building activities with families, as well as to identify when a referral might be helpful.



## Parent Child Interaction

**54%** of primary caregivers received an observation of **parent-child interaction**

## Developmental Screening

**60%** of children received a timely screen for **developmental delays**

## Behavioral Concerns

**80%** of all home visits included asking caregivers if they were concerned about their child's **development, behavior, or learning**

## Literacy Activities

**57%** of primary caregivers reported they **read, sing, or tell stories** with their children daily





# Domestic Violence

MIECHV programs identify and support survivors of intimate partner violence (IPV) among the families they serve. LIAs utilize validated screeners to ask all caregivers about their experiences with IPV, and they strive to meet the needs of survivors through discussion, referrals, and developing safety plans.

## Intimate Partner Violence Screening

78% of primary caregivers were screened for IPV within 6 months of enrollment



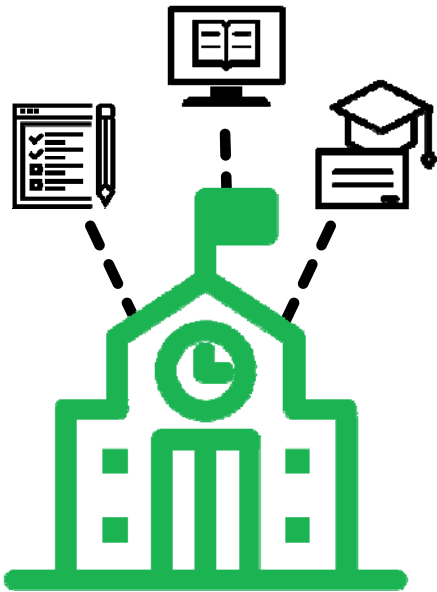
## Intimate Partner Violence Referrals

14% of primary caregivers who screened positive for IPV received referral information



# Family Economic Self-Sufficiency

MI MIECHV LIAs help improve family economic self-sufficiency through supporting caregivers' in achieving their educational and employment goals. LIAs support families by connecting them with community resources, helping them achieve stable employment, and supporting them as they enroll in educational programs or work to stay in school. Home visitors also help families access and maintain health insurance.

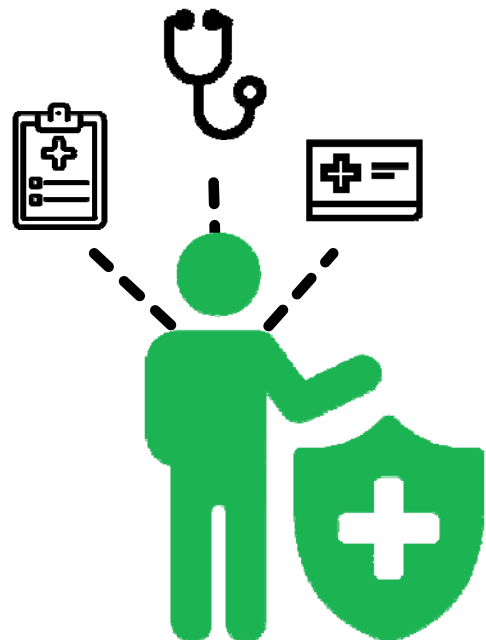


## Primary Caregiver Education

48% of primary caregivers, who enrolled without a high school diploma or equivalent, were either enrolled in or completed **high school/high school equivalent** while participating in the program

## Continuity of Insurance Coverage

80% of primary caregivers had **continuous health insurance** coverage for at least six consecutive months following enrollment





## Coordination and Referrals

MI MIECHV LIAs build comprehensive networks of support to meet the needs of the families they serve. Home visiting in Michigan is working to improve linkages between services for families by building relationships, improving awareness of services, and strengthening referral networks in their communities. Home visitors provide referrals for families to a wide array of services, and they track referrals to make sure families received the services they needed.



### Completed Depression Referrals

35% of primary caregivers who screened positive for depression made contact with a referred agency

### Completed Developmental Referrals

35% of children who screened positive for developmental delays received timely follow up support and services



## Data Table Summary

### **Where do these data come from?**

The data in this report come from either administrative data housed by MDHHS or they are collected in the field by home visitors at MIECHV funded Local Implementing Agencies (LIAs). Data collected by Healthy Families America (HFA) LIAs are housed in the data system Home Visiting Online (HVOL), Nurse Family Partnership (NFP) LIAs enter data into Efforts to Outcomes (ETO), and Early Head Start (EHS) LIAs enter data using a REDCap based online data collection system hosted by MPH. Monthly exports from these data systems are received by MPH for analysis and reporting.

### **What do all these numbers mean?**

Home Visiting programs collect and analyze data based on model requirements, as well as the performance measures established by MIECHV under each of the six benchmark. The data presented in the following tables represent families and individuals served between October 2016-September 2017. Definitions of each of the performance measures under the six benchmarks are included along with the numerator (N), valid denominator (individuals who had valid data) (D), and the percent (%).

Beginning in October 2016, MIECHV funded states began reporting under a revised set of performance measures, which were categorized into two types: performance indicators (PI) and systems outcomes (SO). Performance indicators are relatively central to home visiting services or are shown to be sensitive to home visiting alone. System outcome measures are subsequent to the direct services provided and/or are less sensitive to change due to many factors, including confounding influences or differences in available system infrastructure at the state- or community-level.

### **How are these data used?**

MPH analyzes the data that are collected for MIECHV and reports findings to MDHHS, the Health Resources and Service Administration (HRSA), and MIECHV funded LIAs. In addition to the federal MIECHV reporting requirements, data are used for grant monitoring and continuous quality improvement.



# Data Table

Benchmark: Performance Measure	FY17		
Definition of Performance Measure	N	D	% or average



## Benchmark 1: Maternal and Newborn Health

<b>Preterm Birth (SO):</b> Percent of infants (among mothers who enrolled in home visiting prenatally before 37 weeks) who were born preterm following program enrollment	128	645	19.8%
<b>Breastfeeding (SO):</b> Percent of infants (among mothers who enrolled in home visiting prenatally) who were breastfed any amount at 6 months of age	69	362	19.1%
<b>Depression Screening (PI):</b> Percent of primary caregivers enrolled in home visiting who were screened for depression using a validated tool within 3 months of enrollment (for those not enrolled prenatally) or within 3 months of delivery (for those enrolled prenatally)	554	669	82.8%
<b>Well Child Visit (PI):</b> Percent of children enrolled in home visiting who received the last recommended visit based on the American Academy of Pediatrics (AAP) schedule	591	1491	39.6%
<b>Postpartum Care (PI):</b> Percent of mothers enrolled in home visiting prenatally or within 30 days after delivery who received a postpartum visit with a healthcare provider within eight weeks (56 days) of delivery	289	590	49.0%
<b>Tobacco Cessation Referrals (PI):</b> Percent of primary caregivers enrolled in home visiting who reported using tobacco or cigarettes at enrollment and were referred to tobacco cessation counseling or services within 3 months of enrollment	52	123	42.3%



## Benchmark 2: Preventing Child Injuries, Abuse, Neglect, or Maltreatment

<b>Safe Sleep (PI):</b> Percent of infants enrolled in home visiting that are always placed to sleep on their backs, without bed-sharing or soft bedding	273	1075	25.4%
<b>Child Injury (SO):</b> Rate of injury-related visits to the Emergency Department (ED) since enrollment among children enrolled in home visiting	59	1640	3.6%
<b>Child Maltreatment (SO):</b> Percent of children enrolled in home visiting with at least one investigated case of maltreatment following enrollment within the reporting period	86	1485	5.8%



## Benchmark 3: Improvements in School Readiness and Achievement

<b>Parent-Child Interaction (PI):</b> Percent of primary caregivers enrolled in home visiting who receive an observation of caregiver-child interaction by the home visitor using a validated tool	701	1295	54.1%
--	-----	------	-------



# Data Table

Benchmark: Performance Measure	FY17		
	N	D	% or average



## Benchmark 3: Improvements in School Readiness and Achievement (cont'd)

<b>Early Language and Literacy Activities (PI):</b> Percent of children enrolled in home visiting with a family member who reported that during a typical week s/he read, told stories, and/or sang songs with their child daily, every day	779	1368	56.9%
<b>Developmental Screening (PI):</b> Percent of children enrolled in home visiting with a timely screen for developmental delays using a validated parent-completed tool	456	758	60.2%
<b>Behavioral Concerns (PI):</b> Percent of home visits where primary caregivers were asked if they have any concerns regarding their child's development, behavior, or learning	15548	19554	79.5%



## Benchmark 4: Domestic Violence

<b>Intimate Partner Violence Screening (PI):</b> Percent of primary caregivers enrolled in home visiting who are screened for intimate partner violence (IPV) within 6 months of enrollment using a validated tool	439	564	77.8%
<b>Intimate Partner Violence Referrals (PI):</b> Percent of primary caregivers enrolled in home visiting with positive screens for IPV (measured using a validated tool) who receive referral information for IPV	9	65	13.8%



## Benchmark 5: Family Economic Self-Sufficiency

<b>Primary Caregiver Education (SO):</b> Percent of primary caregivers who enrolled in home visiting without a high school degree or equivalent who subsequently enrolled in, maintained continuous enrollment in, or completed high school or equivalent during their participation in home visiting	116	243	47.7%
<b>Continuity of Insurance Coverage (SO):</b> Percent of primary caregivers enrolled in home visiting who had continuous health insurance coverage for at least 6 consecutive months	1031	1284	80.3%



## Benchmark 6: Coordination and Referrals for Other Community Resources and Supports

<b>Completed Depression Referrals (SO):</b> Percent of primary caregivers referred to services for a positive screen for depression who receive one or more service contacts	36	102	35.3%
<b>Completed Developmental Referrals (SO):</b> Percent of children enrolled in home visiting with positive screens for developmental delays (measured using a validated tool) who receive services in a timely manner	44	125	35.2%

## Want to Learn More?

---

Federal MIECHV program: <http://mchb.hrsa.gov/programs/homevisiting>

Michigan Home Visiting Initiative: [www.michigan.gov/homevisiting](http://www.michigan.gov/homevisiting)

Questions regarding the contents of this report: MPH Center for Healthy Communities  
2342 Woodlake Dr., Okemos, MI, 48864 | (517) 324-8363 (p) | (517) 324-1200 (f)



## Michigan MIECHV Summary Data Report Fiscal Year 2017

*This project is supported by the Health Resources and Services Administration (HRSA) of the U.S. Department of Health and Human Services (HHS) under X10MC29482, the Maternal, Infant, and Early Childhood Home Visiting Program, for grant amount \$7,971,034. This information or content and conclusions are those of the author and should not be construed as the official position or policy of, nor should any endorsements be inferred by HRSA, HHS, or the U.S. Government.*





## Slide 16

---

**CS19** Tiffany, this is the text from a previous report. I want to confirm it is updated. Can you confirm or provide updated text for this page?

Carrie Seroka, 1/8/2018