

Bureau of Community and Health Systems (BCHS)  
Health Facility Licensing, Permits and Support Division (HFLPSD)  
**Qualified Interpreter (QI) Program**  
**October 25, 2023**



**Qualified Interpreters**  
**(Apply & Renew)**

**LARA**  
LICENSING AND REGULATORY AFFAIRS

# Qualified Interpreter Program

- Proctor the TEP and BEI Exams
- Certify Individuals
- Process and renew applications for Sign Language Interpreters



## Michigan Accepted Certification Credentials

- RID – National Registry of Interpreters for the Deaf
- EIPA — Educational Interpreter Performance Assessment
- Michigan BEI Interpreter Credential — Basic (I), Advanced (II), and Master (III)

# Highlights & Happenings

- Worked with IT to implement maintenance changes to registry expiration dates and clean up the registry.
  - Interpreters with expired listings are listed temporarily during the grace periods and will fall off the registry if they fail to renew/reinstate/retest.
  - Renewal process will continue to allow expired individuals to remain on the registry temporarily while applications are being processed.
- Updated dedicated testing room. New testing backdrop and some equipment for optimal testing environment. There is currently no backlog in testing requests.
- Staff went to community Deaf Awareness celebration events in Grand Rapids and Southfield. Enjoyed meeting new people and learning more about organizations and tables that we visited.
- Met with Annie Urasky, MDCR, Idaho State University (ISU) to discuss the partnership/collaboration with ISU and Gallaudet on PEHI Healthcare training.
- Attended the MDCR Advisory Council for the Division on Deaf, Deafblind and Hard of Hearing meeting.

# Qualified Interpreter Rules

- Update the Qualified Interpreter Administrative Rules:
  - Previous draft withdrawn.
  - New draft is under development.
  - Created a preliminary workgroup with board members to advise on the rule drafting.
  - Request for Rulemaking (RFR) filed. New number for tracking 2023-50 LR.
  - The goal is to make the rules more concise, but still meet the principles of the act and current rules. Plan to share with MDCR, MDE, and work on educational interpreters and underqualified.
  - Adding Deaf persons rights and DI certification section.
  - There will be an opportunity for public input.

# Updated Testing Stats

## Fiscal Year (FY 23) October 2022 – September 2023

### TEP Test Results

Testers	Passed	Failed	% Passing Rates
68	42	26	62%

### BEI Performance Test Results

Level	Testers	Pass	Fail	% Passing Rates
BEI I (Basic)	19	10	9	53%
BEI II (Advanced)	20	6	14	30%
BEI III (Master)	4	0	4	0%

**Pending Results:** BEI Basic (I) – 12; BEI Advanced (II) – 12; BEI Master (III) – 1

# Comparison Testing Stats

## Fiscal Year (FY 22) Oct 2021 - Sept 2022 (MI) Fiscal Year (FY 22) Sept 2021 - Aug 2022 (TX)\*

BEI Master (III) Performance Tests	TX - FY 2022	MI - FY 2022
Number of Master Tests Administered	23	4
Number of Master Tests Passed	6	1
Number of Master Tests Failed	17	3
Pass Rates	26%	25%

BEI Advanced (II) Performance Tests	TX - FY 2022	MI - FY 2022
Number of Advanced Tests Administered	57	27
Number of Advanced Tests Passed	19	5
Number of Advanced Tests Failed	38	22
Pass Rates	33%	19%

# Comparison Testing Stats, cont.

## Fiscal Year (FY 22) Oct 2021 - Sept 2022 (MI) Fiscal Year (FY 22) Sept 2021 - Aug 2022 (TX)\*

BEI Basic (I) Performance Tests	TX - FY 2022	MI - FY 2022
Number of Basic Tests Administered	174	36
Number of Basic Tests Passed	75	18
Number of Basic Tests Failed	99	18
Pass Rates	43%	50%

BEI Test of English Proficiency (TEP)	TX - FY 2022	MI - FY 2022
Number of TEPs Administered	374	45
Number of TEPs Passed	195	27
Number of TEPs Failed	174	18
Pass Rates	52%	60%

\*Source: BEI Testing Pass-Fail Rates <https://www.hhs.texas.gov/providers/assistive-services-providers/board-evaluation-interpretors-certification-program/bei-testing-pass-fail-rates>



# MOIS Data Pull Highlights

Per Board request, data was pulled from MOIS on September 26, 2023.

- Total certified interpreters registered in Michigan (as of 9/26/23): **1,034**

- **Standard Level 1: 150** Standard Level 1 Interpreters

Note: 978 interpreters who could take a Level 1 assignment, may hold other levels of certification.

- **Standard Level 2: 769** Standard Level 2 Interpreters

Note: 828 interpreters who could take a Level 1 or 2 assignment, may hold other levels of certification.

- **Standard Level 3: 59** Standard Level 3 Interpreters

- **EIPA only (who do not hold a Standard Level): 56**

- Total Endorsements:

**Medical/Mental Health (MMH): 474**

**DeafBlind (DB): 155**

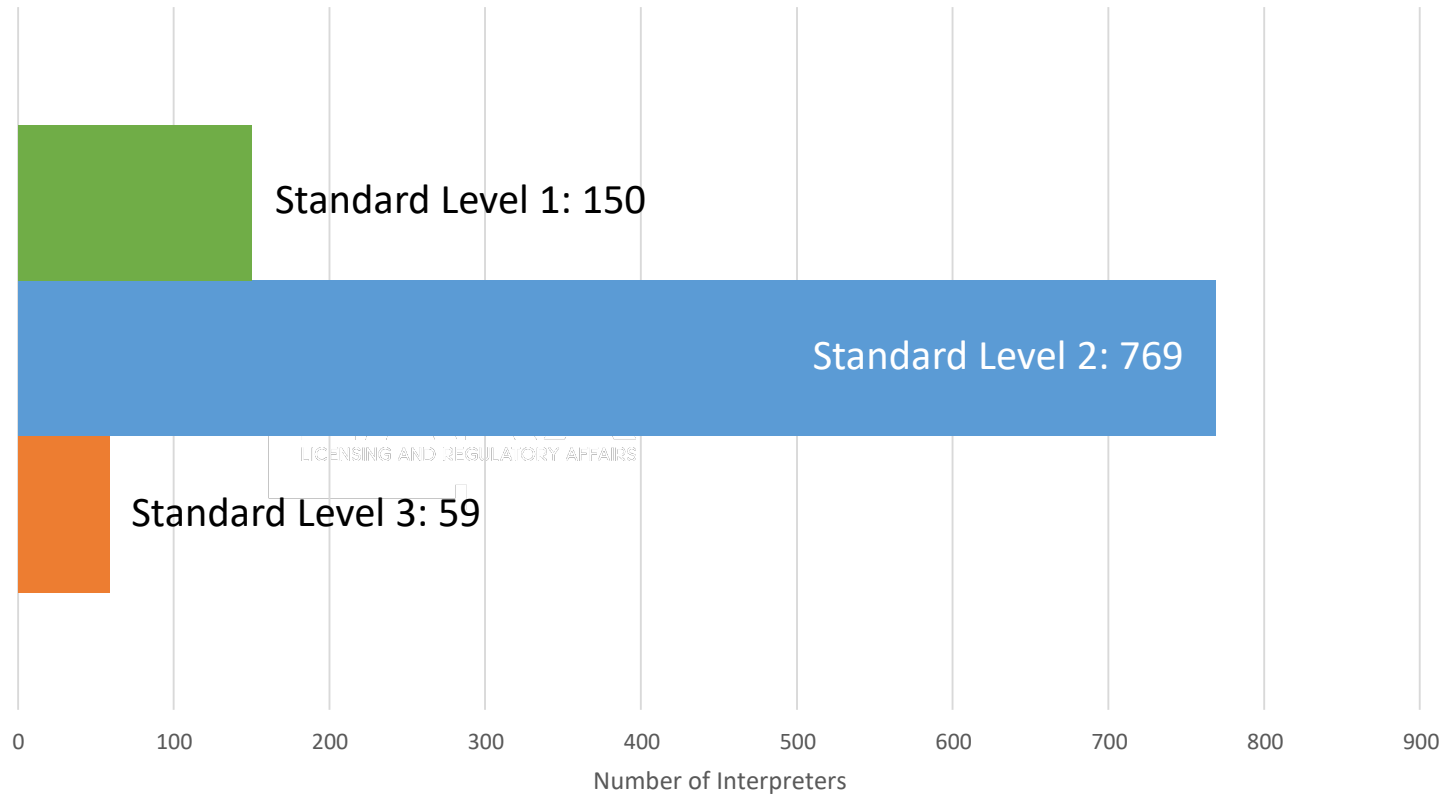
**Legal: 59**

- **Substitute/Underqualified EIPA (3.5-3.9): 16**

- Number of official complaint/grievances forms filed since October 2023: **2**

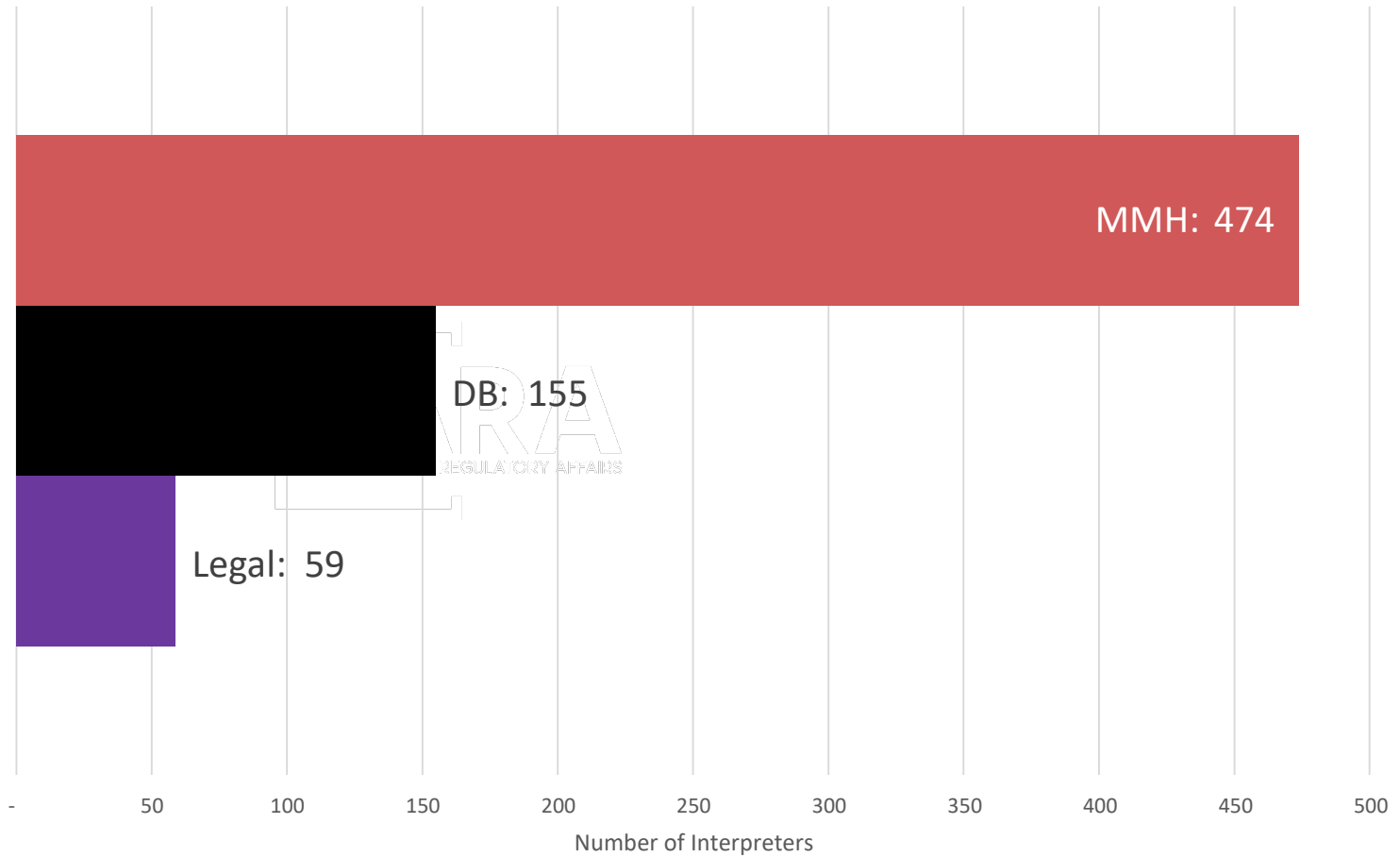


# Michigan Standard Level Interpreters



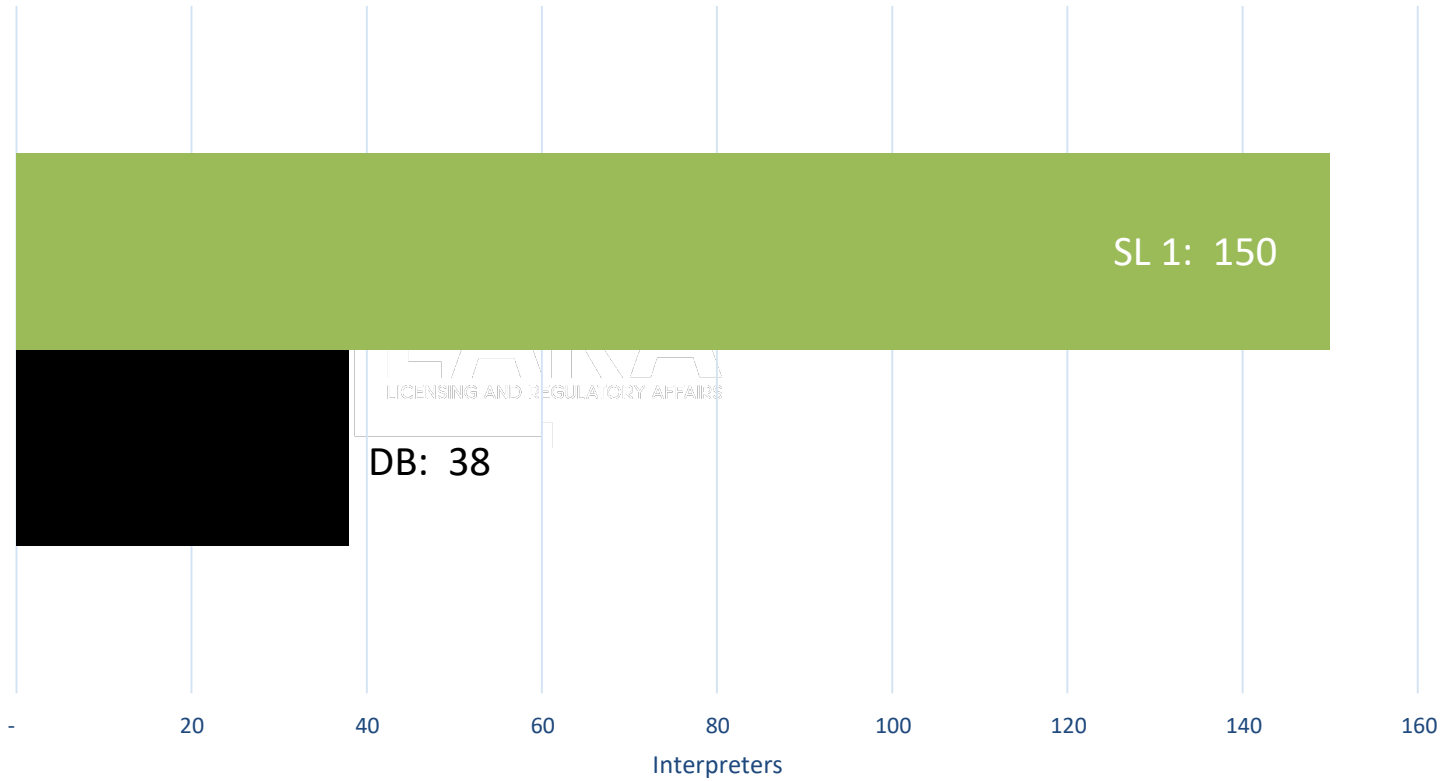
Note: This data was pulled from MOIS on September 26, 2023 to present to the Board on the date of the board meeting.  
Data may not reflect current numbers.

# Endorsement Totals



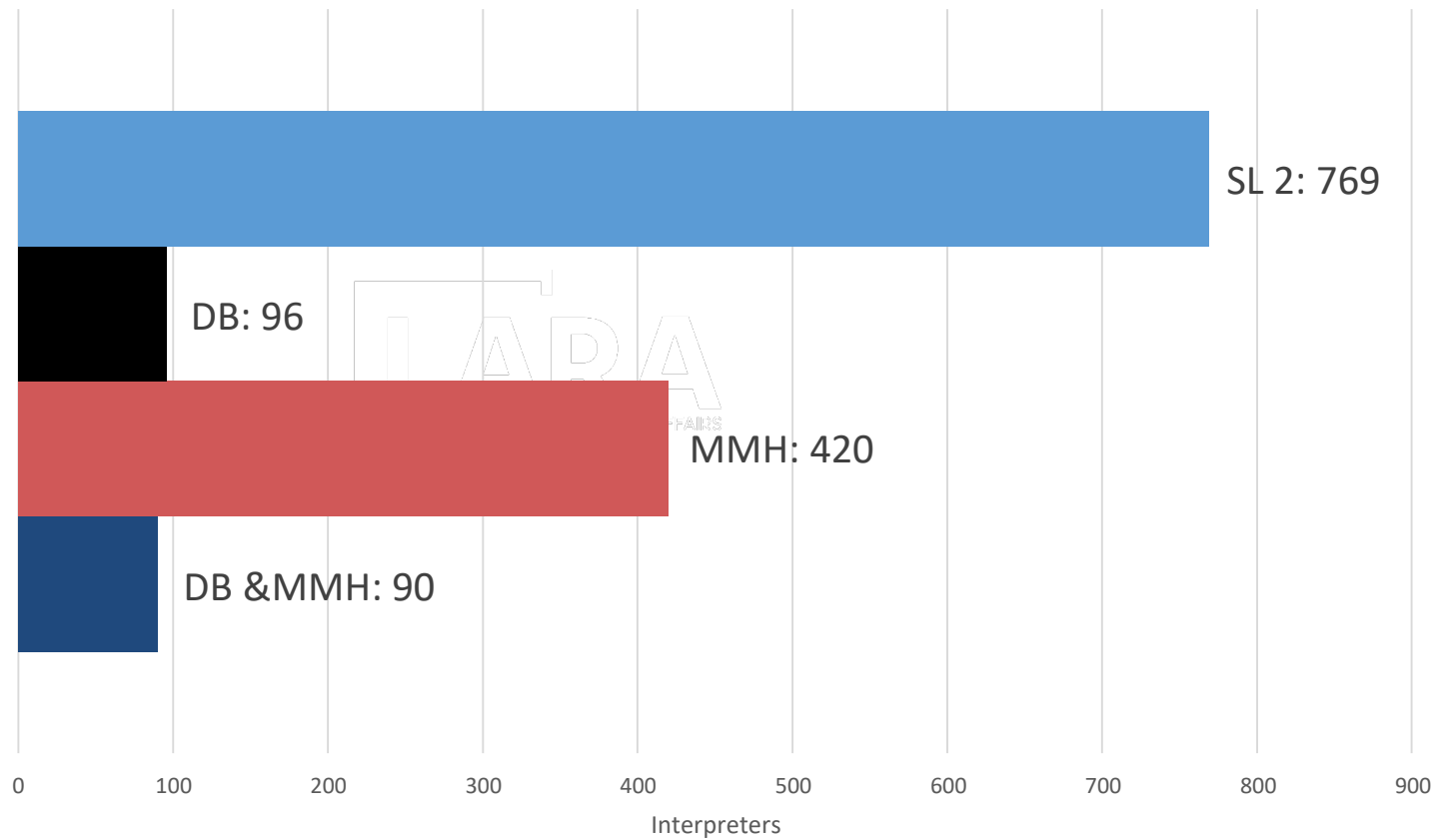
Note: This data was pulled from MOIS on September 26, 2023 to present to the Board on the date of the board meeting. Data may not reflect current numbers.

# Standard Level 1



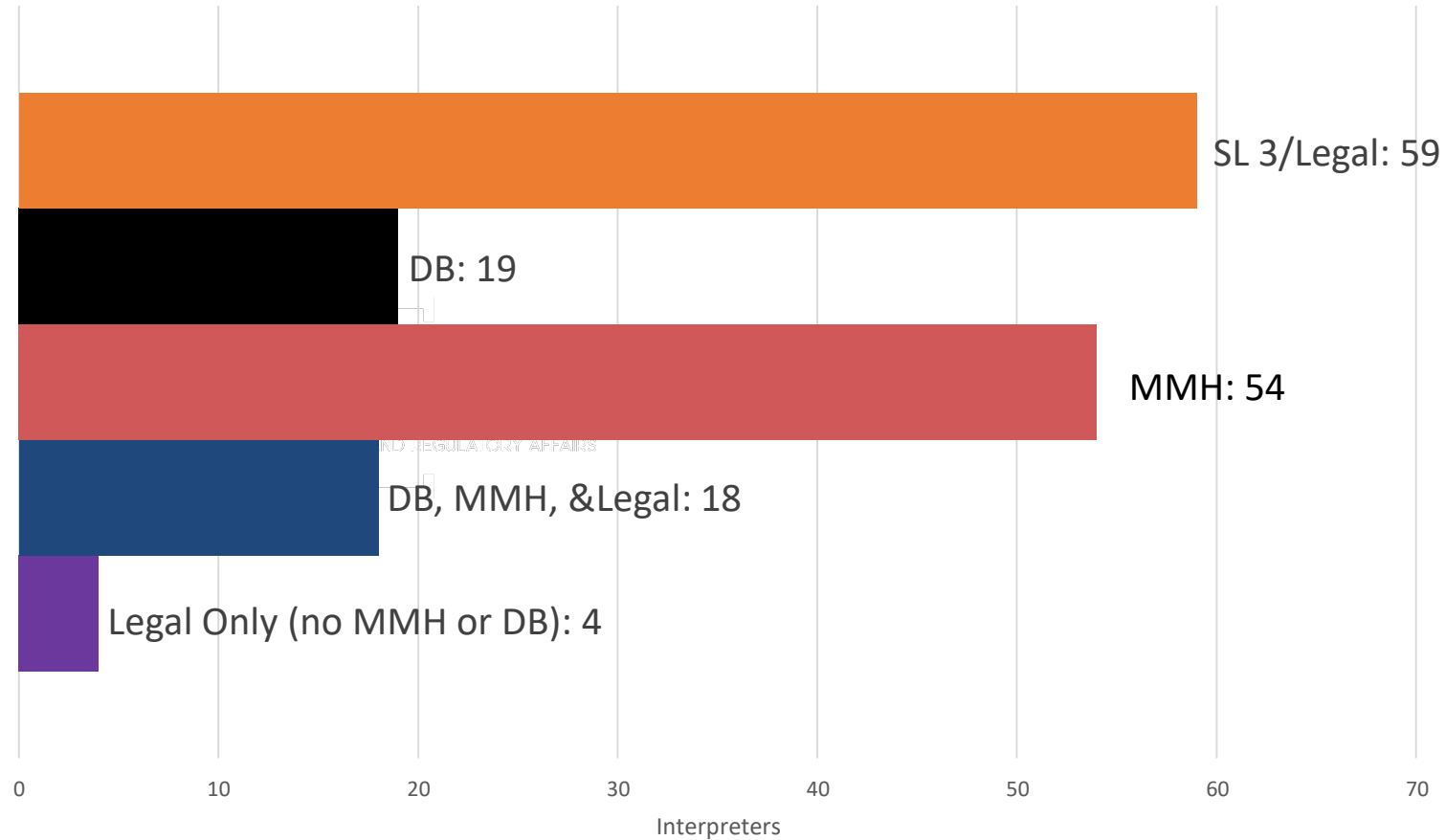
Note: This data was pulled from MOIS on September 26, 2023 to present to the Board on the date of the board meeting. Data may not reflect current numbers.

## Standard Level 2



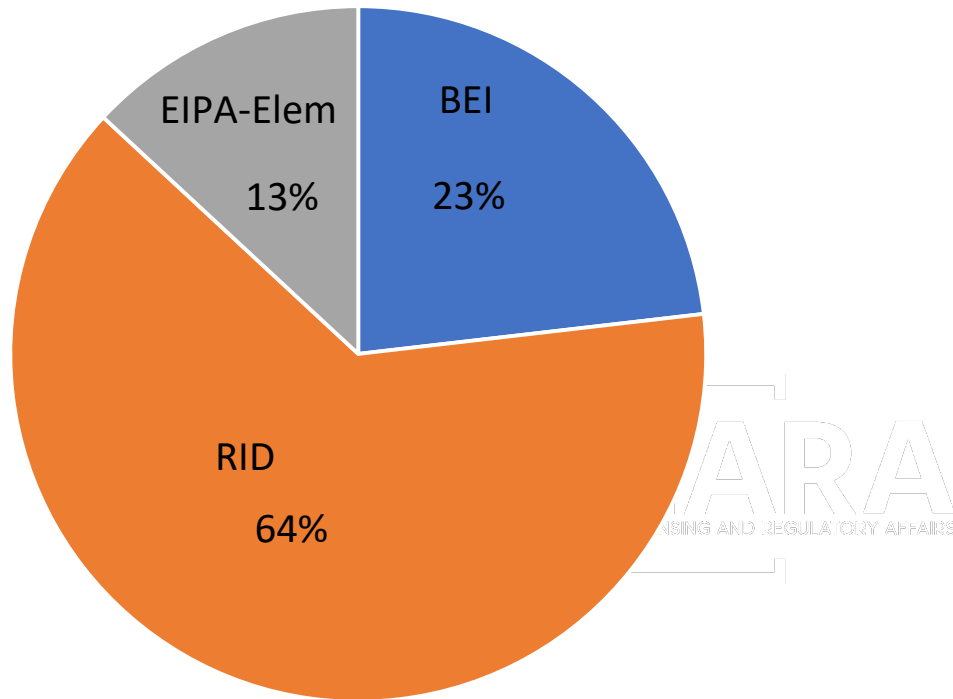
Note: This data was pulled from MOIS on September 26, 2023 to present to the Board on the date of the board meeting.  
Data may not reflect current numbers.

## Standard Level 3

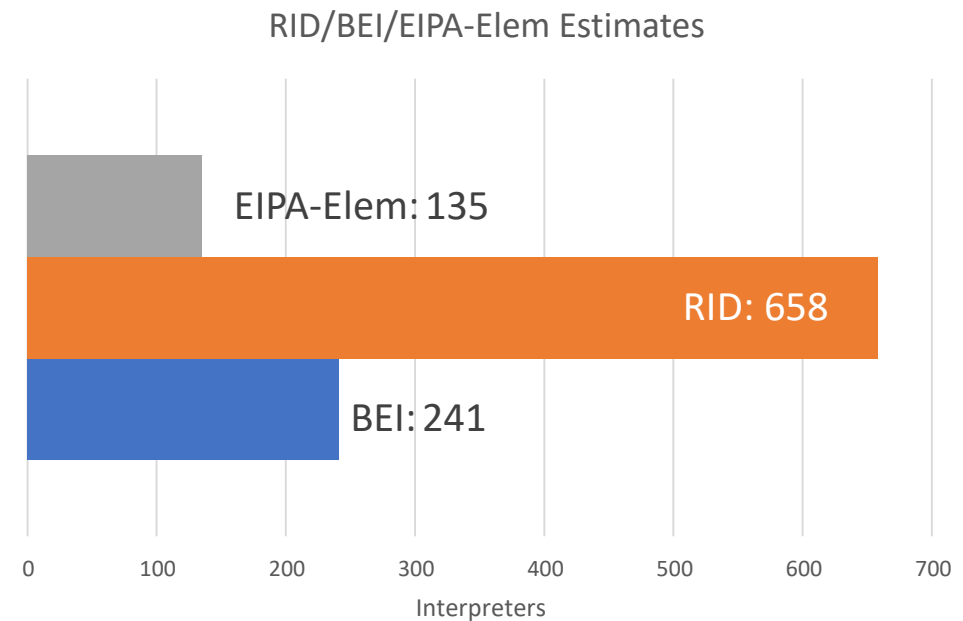


Note: This data was pulled from MOIS on September 26, 2023 to present to the Board on the date of the board meeting.  
Data may not reflect current numbers.

# BEI/RID/EIPA-Elem Estimates



\* Estimates are compiled from standard levels and expiration date data. Some interpreters may be projected in multiple credential categories. Secondary EIPA is not included since Standard levels 2 and 3 may interpret in secondary settings.



Note: This data was pulled from MOIS on September 26, 2023 to present to the Board on the date of the board meeting. Data may not reflect current numbers.

## Interpreters listed in MOIS by State (1,034 Interpreters) Michigan 452, Out-of-State 582

Michigan (MI)	452	Missouri (MO)	9	Maryland (MD)	3
Florida (FL)	62	Nebraska (NE)	9	Massachusetts (MA)	3
Ohio (OH)	50	Nevada (NV)	9	Arkansas (AR)	2
Texas (TX)	34	Oklahoma (OK)	9	Montana (MT)	2
New York (NY)	32	Idaho (ID)	8	New Hampshire (NH)	2
Arizona (AZ)	31	New Jersey (NJ)	8	North Dakota (ND)	2
California (CA)	31	Virginia (VA)	8	Wyoming (WY)	2
Minnesota (MN)	30	Iowa (IA)	7	Delaware (DE)	1
Indiana (IN)	29	South Carolina (SC)	7	Washington, DC	1
North Carolina (NC)	24	New Mexico (NM)	6	Hawaii (HI)	1
Colorado (CO)	21	Oregon (OR)	6	Rhode Island (RI)	1
Pennsylvania (PA)	20	Alabama (AL)	5	South Dakota (SD)	1
Wisconsin (WI)	20	Georgia (GA)	5	Vermont (VT)	1
Illinois (IL)	13	Mississippi (MS)	5	Alaska (AK)	0
Tennessee (TN)	12	Connecticut (CT)	4	West Virginia (WV)	0
Washington (WA)	12	Louisiana (LA)	4	Canada-Ontario (ON)	3
Kentucky (KY)	10	Maine (ME)	4		
Utah (UT)	10	Kansas (KS)	3		



# Michigan Resident Interpreter Totals

- EIPA Only (who do not hold a Standard Level): **54**
- **Michigan Standard Level 1: 129**
- **Michigan Standard Level 2: 225**
- **Michigan Standard Level 3: 44**
- **Total: 452**
- Michigan Total Endorsements:
  - **Medical/Mental Health (MMH): 228**
  - **DeafBlind (DB): 142**
  - **Legal: 44**
- Michigan Estimates:
  - **BEI: 201**
  - **EIPA-Elem: 128**
  - **RID website shows 227 in Michigan (as of 10/18/23)**

Note: This data was pulled from MOIS on September 26, 2023 to present to the Board on the date of the board meeting.  
Data may not reflect current numbers.

# Michigan Resident Interpreters by County (452 Interpreters)

Oakland	88	Allegan	6	Branch	1
Genesee	41	Grand Traverse	6	Cheyboygan	1
Wayne	40	Shiawassee	6	Clare	1
Kent	40	Ionia	5	Gratiot	1
Macomb	34	Lapeer	5	Isabella	1
Ingham	30	Montcalm	5	Leelanau	1
Washtenaw	21	Midland	4	Lenawee	1
Ottawa	16	Barry	3	Manistee	1
Saint Clair	12	Berrien	3	Menominee	1
Kalamazoo	11	Clinton	3	Montmorency	1
Eaton	10	Alpena	2	Ogemaw	1
Livingston	9	Iosco	2	Saint Joseph	1
Saginaw	8	Mecosta	2	Schoolcraft	1
Calhoun	7	Muskegon	2	Tuscola	1
Jackson	7	Antrim	1	Van Buren	1
Monroe	7	Benzie	1		

Note: This data was pulled from MOIS on September 26, 2023 to present to the Board on the date of the board meeting.  
Data may not reflect current numbers.



Note: This data was pulled from MOIS on September 26, 2023 to present to the Board on the date of the board meeting. Data may not reflect current numbers.

## Michigan Resident Interpreters with Standard Levels and Endorsements (Page 1)

County	Interpreters	EIPA Only	SL1	SL2	SL3	Sec	Elem	DB	MMH	Legal
Oakland	88	4	84	49	6	33	25	26	43	6
Genesee	41	3	38	27	5	16	6	14	27	5
Wayne	40	4	36	28	4	17	7	10	24	4
Kent	40	8	32	22	3	25	15	13	18	3
Macomb	34	3	31	25	2	18	8	12	20	2
Ingham	30	4	26	12	2	9	7	13	11	2
Washtenaw	21	1	20	15	2	5	2	9	12	2
Ottawa	16	3	13	8	1	8	5	5	7	1
Saint Clair	12	5	7	6	3	11	8	2	6	3
Kalamazoo	11	1	10	6	2	8	7	0	3	2
Eaton	10	1	9	8	1	3	1	3	7	1
Livingston	9	1	8	4	0	4	3	4	4	0
Saginaw	8	3	5	0	0	4	5	2	0	0
Calhoun	7	1	6	6	0	3	1	3	5	0
Jackson	7	1	6	5	1	4	3	5	3	1
Monroe	7	0	7	4	0	1	0	2	4	0
Allegan	6	1	5	2	0	4	2	2	1	0
Grand Traverse	6	1	5	5	2	3	3	1	4	2
Shiawassee	6	1	5	2	1	4	3	1	2	1
Ionia	5	0	5	4	1	3	2	1	3	1
Lapeer	5	0	5	3	1	3	1	3	2	1
Montcalm	5	3	2	2	0	4	3	0	1	0
Midland	4	1	3	3	0	3	1	2	3	0

Note: This data was pulled from MOIS on September 26, 2023 to present to the Board on the date of the board meeting.  
Data may not reflect current numbers.

## Michigan Resident Interpreters with Standard Levels and Endorsements (Continued, Page 2)

County	Interpreters	EIPA Only	SL1	SL2	SL3	Sec	Elem	DB	MMH	Legal
Barry	3	1	2	2	1	2	1	0	2	1
Berrien	3	0	3	3	0	0	0	1	1	0
Clinton	3	0	3	3	1	0	0	1	3	1
Alpena	2	0	2	2	0	1	0	1	1	0
Iosco	2	0	2	1	1	0	0	0	1	1
Mecosta	2	0	2	0	0	2	2	2	0	0
Muskegon	2	0	2	2	0	1	1	0	2	0
Antrim	1	0	1	1	0	1	0	1	1	0
Benzie	1	1	0	0	0	1	1	0	0	0
Branch	1	1	0	0	0	1	1	0	0	0
Cheyboygan	1	0	1	0	0	1	1	0	0	0
Clare	1	0	1	1	0	0	0	0	0	0
Gratiot	1	1	0	0	0	1	1	0	0	0
Isabella	1	0	1	1	0	1	1	1	1	0
Leelanau	1	0	1	0	0	0	0	0	0	0
Lenawee	1	0	1	1	1	1	0	0	1	1
Manistee	1	0	1	1	1	0	0	0	1	1
Menominee	1	0	1	1	1	0	0	0	1	1
Montmorency	1	0	1	1	0	0	0	0	0	0
Ogemaw	1	0	1	1	1	0	0	1	1	1
Saint Joseph	1	0	1	1	0	1	0	1	1	0
Schoolcraft	1	0	1	0	0	0	0	0	0	0
Tuscola	1	0	1	1	0	0	0	0	1	0
Van Buren	1	0	1	0	0	1	1	0	0	0

## Underqualified/Substitute Educational Interpreters in Michigan by County

Oakland	5
Wayne	2
Saginaw	2
Clinton	1
Eaton	1
Genesee	1
Kent	1
Ottawa	1
Washtenaw	1
Shiawassee	1
	16

Note: This data was pulled from MOIS on September 26, 2023 to present to the Board on the date of the board meeting. Data may not reflect current numbers.



# Our Contact Information

## QI Program Staff

- Colleen Curtis, Manager
- Heather Keel, Analyst
- Katrina Johnson, Human Resources Developer

## BCHS Management

- Heather Hosey, RN, BSN, Director, Health Facility Licensing, Permits & Support Division
- Steve Gobbo, Deputy Director, Community and Health Systems
- Larry Horvath, Director, Community and Health Systems

Phone: 517-241-0097 or 1-833-519-7227

E-mail: [LARA-BCHS-Qualified Interpreter@michigan.gov](mailto:LARA-BCHS-Qualified Interpreter@michigan.gov)