

Michigan Professional Licensure User System  
(MiPLUS)

# How to Apply for Preceptor Specialty in MiPLUS

July 2019

# How to Apply for Preceptor Specialty

Proceed to the MiPLUS website at: [www.michigan.gov/miplus](http://www.michigan.gov/miplus). Please use the username/email, and password you created.

**Home** Licenses Enforcement

Advanced Search

User Name or E-mail:  Password:  **Login »**

Remember me on this computer    [I've forgotten my password](#)    [New Users: Register for an Account](#)

## Please Login

Many online services offered by MiPLUS require login for security reasons. If you are an existing user, please enter your user name and password in the box above.

## New Users

If you are a new user, you may register for a MiPLUS account. It only takes a few simple steps and you'll have the added benefits of seeing a complete history of applications, paying fees, checking on the status of pending activities, and more.

## What would you like to do today?

To get started, select one of the services listed below:

## General Information

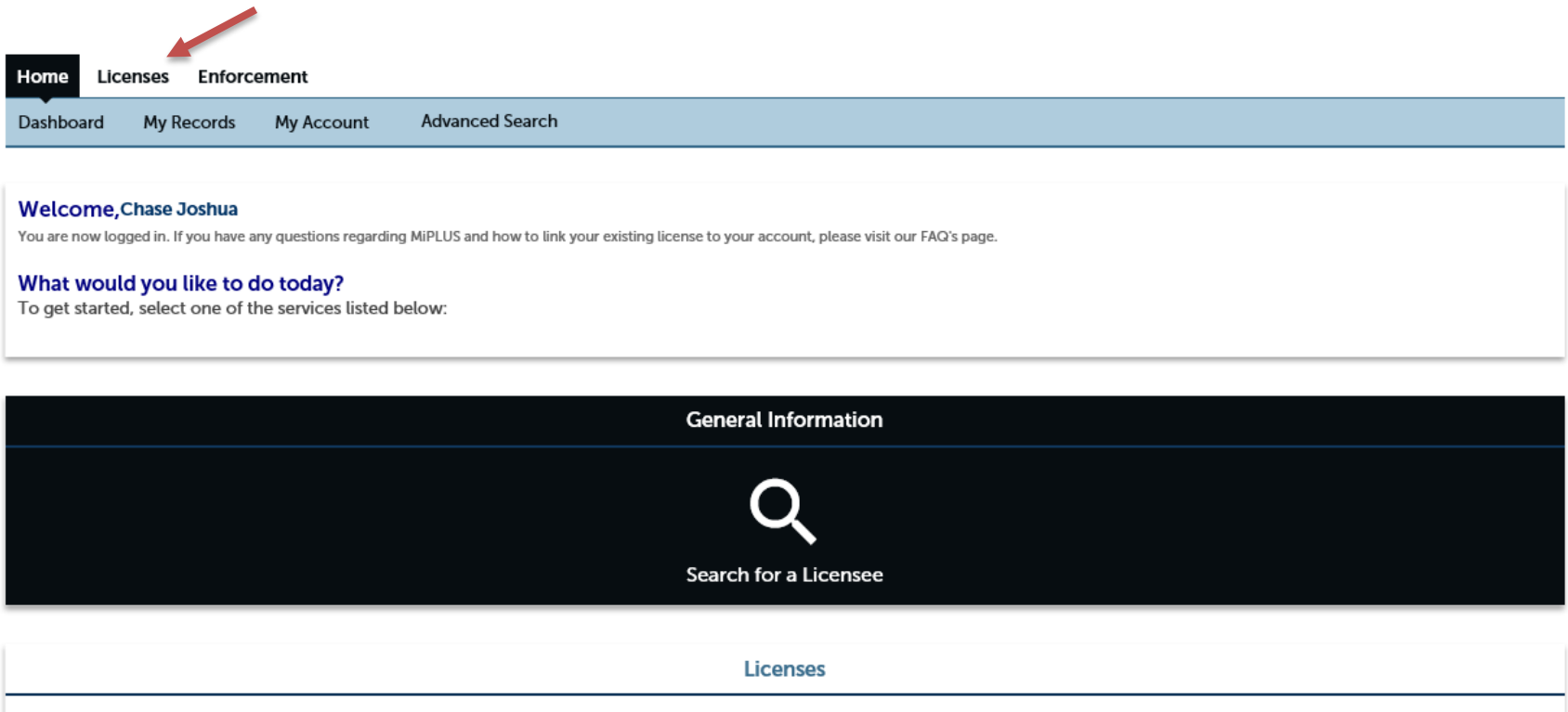


Search for a Licensee



# How to Apply for Preceptor Specialty

Above the welcome message, select the **Licenses** tab.



The screenshot displays the user interface of the MiPLUS system. At the top, there is a navigation menu with three tabs: "Home", "Licenses", and "Enforcement". A red arrow points to the "Licenses" tab. Below the navigation menu is a secondary menu with four options: "Dashboard", "My Records", "My Account", and "Advanced Search".

Below the navigation menu, there is a welcome message for "Chase Joshua". The message reads: "Welcome, Chase Joshua. You are now logged in. If you have any questions regarding MiPLUS and how to link your existing license to your account, please visit our FAQ's page." Below the welcome message, there is a section titled "What would you like to do today?" with the text "To get started, select one of the services listed below:".


Below the welcome message, there is a dark blue section titled "General Information". In the center of this section is a magnifying glass icon, and below it is the text "Search for a Licensee".

Below the "General Information" section, there is a white section titled "Licenses".

# How to Apply for Preceptor Specialty

Select **Modification** next to your **pharmacist** license number.

Home **Licenses** Enforcement

 Apply for a License or Submit a Request

## Records


Showing 1-7 of 7 |

<input type="checkbox"/>	Action	Record Number	Record Type	Status	Expiration Date
<input type="checkbox"/>		5301011911PPICCH1900V	Pharmacy PIC Change		
<input type="checkbox"/>	Modification	5302411554	Pharmacist License	Active	06/28/2022

# How to Apply for Preceptor Specialty

Select **Pharmacist Preceptor Application** and then click **Continue Application**.

Home **Licenses** Enforcement

 Apply for a License or Submit a Request

## Select a Modification Type

Choose one of the following available modification types.

**Search**

Controlled Substance Application

License Holder Mailing Addr Phone Email Change

License Holder Name Change

License Reprint Request

Pharmacist In Charge Removal Request

Pharmacist Preceptor Application

Special Volunteer Application

**Continue Application »**



# How to Apply for Preceptor Specialty

Answer the **Good Moral Character** questions.

## Good Moral Character

### Good Moral Character

Answering "yes" to the following question may not automatically prevent you from obtaining a license. In evaluating your good moral character, the department will consider whether the substance of your former offense is reasonably related to the profession to which you are seeking a license. Also, please know that you may request a preliminary determination from the Department concerning whether any court judgments against you would likely result in a denial of a license for failing to meet the good moral character requirement. More information about requesting a preliminary determination can be found [here](#).

\* Have you ever been convicted of a felony?:  Yes  No

\* Have you ever been convicted of a misdemeanor punishable by imprisonment for a maximum term of two years or a misdemeanor involving the illegal delivery, possession, or use of alcohol or a controlled substance:  Yes  No



# How to Apply for Preceptor Specialty

List any out of state pharmacist licenses you may have by clicking **Add a Row** and entering the information. Then click **Continue Application**.

### License(s) in Other State(s) and/or Country

*Licenses in Other States*

Showing 0-0 of 0

State or Country	Permanent License/Registration Number	Date of Issuance	How obtained	Have you ever had sanctions imposed against this license/registration OR are there pending disciplinary proceedings?	Explain the sanctions imposed against this license/registration OR pending disciplinary proceedings. Be as specific as possible.
No records found.					

**Add a Row** **Edit Selected** **Delete Selected**

**Save and resume later** **Continue Application >**



# How to Apply for Preceptor Specialty

If you answered “No” to all of the Good Moral Character questions and you did not indicate you have had disciplinary action on a license, select **Continue Application**. If you answered “Yes”, to any of the questions, you will be required to upload your documents. Click **Add**, **Add**, choose the file, **Open**, and **Continue**

**Attachments**

Michigan requires all documents verifying education, examination, and experience requirements to come from the primary source. Please DO NOT upload these documents as they will not be applied to your record. No license will be issued without primary source documentation which comes directly from the issuing entity to the Bureau of Professional Licensing. These documents must be sent directly from the primary source to BPLData@michigan.gov or you may use the delegate function to grant the issuing entity access to upload documents to your account. For more information on the delegate function, click [HERE](#).

If you answered “yes” to either of the good moral character questions, you must upload court documents for each conviction.

The maximum file size allowed is 150 MB.  
html;htm;mht;mhtml are disallowed file types to upload.

Name	Type	Size	Latest Update	Action
No records found.				

**Add**

**Save and resume later**

**Continue Application »**





# How to Apply for Preceptor Specialty

Please review all of your answers, in each section. If you need to make a correction, Select **Edit**. Check the box, to agree to the above certification, and select **Continue Application**.

## Step 3: Review

Save and resume later

Continue Application »

Please review all information below. Click the "Edit" buttons to make changes to sections or "Continue Application" to move on. You must check the box to agree to the certification at the bottom of the page before you can continue.

I certify that the statements in this application are true and complete, including any and all attached documents and information provided as part of this application. I understand that any omitted statement, misrepresentation, or fraud of any of the documents and information provided on or as part of this application may be cause for denial of my application, disciplinary action, and/or may be punishable by law. I further attest that I have a written policy for protecting, maintaining, and providing access to my medical records in accordance with Section 16213 of the Public Health Code, 1978 PA 368, MCL 333.16213, and for complying with Section 16213 in the event that I sell or close my practice, retire from practice, or otherwise cease to practice under Article 15 of the Public Health Code, 1978 PA 368, MCL 333.16201 to 333.18838.

By checking this box, I agree to the above certification.

Date: 07/25/20

Save and resume later

Continue Application »



# How to Apply for Preceptor Specialty

You will now see confirmation that your request was submitted successfully.

## Pharmacist Preceptor Application

1 Application Information	2 Supporting Documentation	3 Review	4 Record Issuance
---------------------------	----------------------------	----------	-------------------

### Step 4 : Record Issuance



Your record has been successfully submitted.

Thank you for using MiPLUS.

**Your record number for this transaction is: SPECIALTY-SCA1905L.**

You will need this number to check the status of your application.

To review information submitted on this record, click [View Record Details](#) below.

[View Record Details »](#)

