

MOTORCYCLISTS ARE HARD TO SEE.

LOOK TWICE. SAVE A LIFE.

DRIVING TIPS TO HELP YOU SAFELY SHARE THE ROAD WITH MOTORCYCLISTS

Motorcyclists are hard to see. Knowing where most collisions with motorcyclists occur can help you become safer and more confident during warm-weather months when more motorcyclists are on the roads. When you watch for motorcyclists, see more than the motorcycle – see the person under the helmet. The rider may be your friend, neighbor or relative. Here are some tips to help you remain aware of motorcyclists and keep everyone safe.

1

84% of motorcycle-vehicle crashes happen on streets, not highways.

A common misconception is that most crashes involving motorcyclists and vehicles occur on highways. Data shows that a large majority take place on city streets where a lot of vehicles are in motion.

2

Most crashes with motorcyclists occur when vehicle drivers are turning left.

Intersections are one of the biggest dangers for motorcyclists. We don't always expect to see them, and our brains sometimes do not perceive them even though they are right in our line of vision. Make sure to look twice before turning, especially to the left, and before turning ask yourself if a motorcyclist is approaching.

3

Always assume motorcyclists are closer than they appear.

Motorcycles' smaller size can cause motorists to believe they are farther away than they actually are, making their speed and distance difficult to judge. The safe decision is to wait for the motorcyclist to pass before pulling out or turning.

4

Double-check your blind spots.

It's probably no surprise that motorcyclists can get lost in a vehicle's blind spot. Be extra cautious when merging or changing lanes.

5

Don't rely on just your ears.

Many drivers count on hearing motorcycles to be alerted of their presence. You can't always hear motorcycles, and using your eyes is more effective. So, practice remaining alert at all times.

6

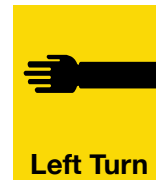


Keep your distance.

Allow motorcyclists extra space, especially on busy city streets. Motorcyclists can slow by downshifting, which won't activate the brake light, and may change positions within their lane, actions that may be unfamiliar to some drivers.

7

Know their signals.

Some motorcyclists may use hand signals or the signals on their motorcycle to indicate their intentions on the road. When using hand signals, a right turn is indicated by a left arm raised, a left turn by the left arm straight out to the side and a stop by the left arm pointed downward.



8

Avoid distractions.

Keep all devices out of reach while driving so you won't be tempted to look at them – even when you're stopped at intersections. Other distractions that can take your eyes – and your mind – off the road include GPS devices, eating, drinking and reaching for an object.



MICHIGAN SECRETARY OF STATE

Michigan.gov/LookTwice

Paid for by motorcyclists' license fees

