



GRETCHEN WHITMER
GOVERNOR

STATE OF MICHIGAN
DEPARTMENT OF AGRICULTURE
AND RURAL DEVELOPMENT

GARY MCDOWELL
DIRECTOR

October 19, 2022

NOTICE OF MEETING

**MICHIGAN COMMISSION OF AGRICULTURE
AND RURAL DEVELOPMENT**

November 2, 2022

The regular meeting of the Michigan Commission of Agriculture and Rural Development will be held on Tues, November 2, 2022. The business session is scheduled to begin at 9:00 a.m. The meeting is open to the public and this notice is provided under the Open Meetings Act, 1976 PA 267, MCL 15.261 to 15.275. The Commissioners will be meeting at Saginaw Valley Research & Extension Center, 3775 S Reese Rd, Frankenmuth MI 48737. This meeting is also being conducted electronically to allow for greater remote public attendance and participation. To join the meeting, dial by telephone: **1-248-509-0316** and enter the Conference ID: **603 965 247#**.

In accordance with the Commission's Public Appearance Guidelines, individuals wishing to address the Commission may pre-register to do so during the Public Comment period as noted below and will be allowed up to three minutes for their presentation. Documents distributed in conjunction with the meeting will be considered public documents and are subject to provisions of the Freedom of Information Act. The public comment time provides the public an opportunity to speak; the Commission will not necessarily respond to the public comment.

To pre-register to speak virtually during this meeting, individuals should contact the Commission Assistant **no later than Fri., October 28, 2022**, via email at MDA-Ag-Commission@michigan.gov and provide their name, organization they represent, address, and telephone number, as well as indicate if they wish to speak to an agenda item. You may also contact the Commission Assistant at that email address to provide input or ask questions on any business that will come before the Commission at the meeting. The Commission Chair will call upon each person by name and telephone number when it is time for them to speak and there will be a meeting moderator facilitating participation. All others wishing to speak will be provided two minutes to do so. Instructions on how to be recognized will be provided at the beginning of the meeting.

Those needing accommodations for effective participation in the meeting should contact the Commission Assistant at 800-292-3939 one week in advance or may use the Michigan Relay Center by calling 711 for deaf, hard of hearing, or speech-impaired persons.

Gary McDowell
Director

MICHIGAN COMMISSION OF AGRICULTURE AND RURAL DEVELOPMENT

Saginaw Valley Research & Extension Center,
3775 S Reese Rd, Frankenmuth MI 48737

Option to Join via Remote Technology
Dial: 1-248-509-0316; Conf. ID 649 386 604#

NOVEMBER 2, 2022 TENTATIVE AGENDA

- | | | |
|------------|-----|--|
| 9:00 a.m. | 1. | Call to Order and Roll Call |
| | 2. | Approval of Agenda (action item) |
| | 3. | Approval of Minutes from the September 14, 2022, Commission of Agriculture and Rural Development Meeting (action item) |
| | 4. | Proposed 2023 Meeting Schedule (action item) |
| 9:05 a.m. | 5. | Commissioner Comments and Travel (action item) |
| 9:15 a.m. | 7. | Recognize Retiring Commissioners |
| 9:20 a.m. | 8. | Director's Report |
| 9:25 a.m. | 9. | Public Comment on Agenda Items
In accordance with the Public Appearance Guidelines in the Commission Policy Manual, individuals wishing to address the Commission must complete a Public Appearance Card and will be allowed up to three minutes for their presentation. Documents distributed at the meeting will be considered public documents and are subject to provisions of the Freedom of Information Act. The public comment time provides the public an opportunity to speak; the Commission will not necessarily respond to the public comment. |
| 9:35 a.m. | 11. | Nursery Inspection Fees: Mike Philip, Division Director, Pesticide and Plant Pest Management Division (action item) |
| 9:40 a.m. | 10. | Spotted Lanternfly: Mike Philip, Division Director, Pesticide and Plant Pest Management Division (information only) |
| 10:00 a.m. | 11. | Generally Accepted Agricultural Management Practices (GAAMPs) – Proposed 2023 GAAMPs: Jim Johnson, Division Director, and Mike Wozniak, Right to Farm Manager, Environmental Stewardship Division (action item) |
| 10:20 a.m. | 12. | MSU AgBioResearch and the Saginaw Valley Research Center: Dr. Jim Kells, MSU AgBioResearch Assistant Director (information only) |

- 10:40 a.m. 13. **Michigan Dry Bean Commission:** Joe Cramer, Executive Director,
Michigan Dry Bean Commission (information only)
- 11:00 a.m. **Break**
- 11:10 a.m. 14. **Food and Agriculture Investment Fund Requests:** Jamie Zmitko-Somers,
Division Director, Agriculture Development Division (**action item**)
- 11:40 p.m. 15. **Legislative Update:** Ashley Steffen, Legislative Liaison (information only)
- 11:50 p.m. 16. **Public Comment**
In accordance with the Public Appearance Guidelines in the Commission
Policy Manual, individuals wishing to address the Commission will be
allowed up to three minutes for their presentation. Documents distributed at
the meeting will be considered public documents and are subject to
provisions of the Freedom of Information Act. The public comment time
provides the public an opportunity to speak; the Commission will not
necessarily respond to the public comment.
- 12:00 p.m. 20. **Adjourn (action item)**

MICHIGAN COMMISSION OF AGRICULTURE AND RURAL DEVELOPMENT

**AgroLiquid
3055 West M-21
St. Johns, MI 48879**

and

**Remote Technology via Microsoft Teams
Dial: 1-248-509-0316; Conf. ID 603 965 247#**

MEETING MINUTES September 14, 2022

PRESENT:

Charlie Meintz, Chair, Michigan Commission of Agriculture and Rural Development
Andy Chae, Vice Chair, Michigan Commission of Agriculture and Rural Development
Patricia Bergdahl, Secretary, Michigan Commission of Agriculture and Rural Development
Juliette King-McAvoy, Michigan Commission of Agriculture and Rural Development
Monica Wyant, Michigan Commission of Agriculture and Rural Development
Gary McDowell, Director, Michigan Department of Agriculture and Rural Development

CALL TO ORDER AND ROLL CALL

Chair Meintz called the meeting of the Commission of Agriculture and Rural Development to order at 9:32 a.m. on September 14, 2022. Roll call was taken with Commissioners Bergdahl, Chae, King-McAvoy, Meintz, and Wyant, and Director McDowell announcing themselves as present.

APPROVAL OF AGENDA

MOTION: COMMISSIONER BERGDAHL MOVED TO APPROVE THE MEETING AGENDA FOR SEPTEMBER 14, 2022. SECONDED BY COMMISSIONER WYANT. MOTION CARRIED.

APPROVAL OF JULY 20, 2022, MEETING MINUTES

MOTION: COMMISSIONER WYANT MOVED TO APPROVE THE JULY 20, 2022, MEETING MINUTES. SECONDED BY COMMISSIONER BERGDAHL. MOTION CARRIED.

NEXT SCHEDULED MEETING

The next scheduled meeting is November 2, 2022, location is currently to be determined, possibly Frankenmuth.

COMMISSIONER COMMENTS AND TRAVEL

Commissioners shared information relative to their farm operations, as well as agriculture in their respective areas.

Commissioner Bergdahl attended the Michigan State University Upper Peninsula Potato Field Day, the Alger County Fair and Upper Peninsula State Fair. She also was a judge at the Farm Bureau Young Farmer Discussion Meet.

Commissioner King-McAvoy noted the cherry crop was exceptional, however due to issues with labor and processing, many cherries were left on the trees. She expressed the apple crop was looking to be exceptional as well. However, there were concerns on transportation and input increases.

Commissioner Chae was excited to have welcomed U.S. Senator Stabenow who visited his farm. They discussed the new United States Department of Agriculture's Urban Agriculture offices that will be in Grand Rapids and Detroit. They also discussed the current Farm Bill in the federal government.

Commissioners Bergdahl, Chae, King-McAvoy, Meintz, and Wyant traveled to attend today's meeting. There was no other travel submitted for approval.

MOTION: COMMISSIONER BERGDAHL MOVED TO APPROVE THE COMMISSIONERS' TRAVEL. SECONDED BY COMMISSIONER KING-MCAVOY. MOTION CARRIED.

DIRECTOR'S REPORT

Director McDowell announced that Angie Lake joined MDARD as the Executive Assistant to Chief Deputy Director McFarlane, as well as Assistant to the Agriculture Commission. The Director thanked Jen Eyde for her help with the department and commission these last few months to fill in.

The Director shared that MDARD staffer Gina DeWitt passed away in August. Gina was the manager in the Chemistry Section at the Geagley Lab and had been an MDARD employee for over 31 years.

The Director shared with the Commission the Spotted Lantern Fly is a current emergency in the State of Michigan. The department is continuing to monitor and treat the infected area. The Pesticide and Plant Pest Management Division will continue to work and monitor the situation.

The Director informed the commission of a water main break in southeast Michigan on August 13. The State Emergency Operations Center was activated and assisted with getting water procured and delivered. The replacement was completed August 31, and the boil water advisory is expected to continue until at least September 15. MDARD Ag Development staff reached out to the affected areas and only Lapeer County reported a problem with Conagra Foods/Vlasic

Foods. Their estimated loss (including the loss of product) is \$6 Million. The entire plant was up and running by the beginning of second shift on Aug 31.

The Director has participated in tours throughout the state since the last July meeting. Including a Food Truck Tour in Mason, Planted Detroit and Rehlig Farms in Carleton. He attended multiple key industry meetings including the Rural Development Fund Board meeting in Marquette, Michigan Craft Beverage Council meeting in Northport, Ag Preservation Fund Board meeting, Corteva Ribbon Cutting in Midland, UP State Fair and Governor's Luncheon in Escanaba, and Farm Progress Show in Boone, Iowa.

The Director highlighted a few events coming before the next meeting Commission meeting. One being the MDARD Employee Awards Ceremony on November 1 and invited the Commissioners to join the department in celebrating MDARD's staff.

PUBLIC COMMENT (AGENDA ITEMS ONLY)

Bee Friedlander, representing Attorneys for Animals and the Animal Law Section of the State Bar of Michigan, testified with concerns on the Animal Care Standards Generally Accepted Agricultural Management Practices.

MICHIGAN AGRICULTURE ENVIRONMENTAL ASSURANCE PROGRAM (MAEAP) STANDARDS – APPROVAL OF 2023 STANDARDS: Chad Rogers, Deputy Division Director, and Joe Kelpinski, MAEAP Manager, both in Environmental Stewardship Division

Mr. Rogers advised the MAEAP Standards, as introduced at the July meeting, are before the Commission for approval today. They would be implemented and used for risk mitigation and MAEAP verification for individual operations during fiscal year 2023. This is a very important program in which farmers are being proactive in addressing environmental issues. The Commission has the statutory responsibility to annually review and approve the MAEAP Standards.

Mr. Kelpinski indicated no issues being identified this past year, there are no recommended changes for the 2023 standards. However, seven of the A*Syst tools have been combined into one standard Farm A*Syst tool. The consolidation will result in cost savings by significantly reducing staff time to update the various documents, as well as saving approximately \$25,000 to print the documents. The consolidation will also eliminate waste by reducing the large number of unused documents recycled at the end of each year. However, the Forest, Wetlands and Habitat System will not be combined with the new Farmstead Assessment tool.

Development of the new MAEAP database focused on how to identify specific practices producers are implementing to become MAEAP verified. Partners need this information to determine how they can continue to assist producers.

Sustainability and growth of the program relies on being able to better assist and serve the producers.

In response to question from the Commissioners, Mr. Kelpinski discussed what other states are adopting to follow MAEAP verifications throughout the country and how the State of Michigan is unique in our system. He also explained what the participation rates are for the MAEAP program.

MOTION: COMMISSIONER WYANT MOVED TO APPROVE THE MICHIGAN AGRICULTURE ENVIRONMENTAL ASSURANCE PROGRAM STANDARDS FOR 2023 AS PRESENTED. SECONDED BY COMMISSIONER CHAE. MOTION CARRIED.

MOTION: COMMISSIONER BERGDAHL MOVED TO APPROVE THE COMBINATION OF A*SYST TOOLS INTO THE FARM A*SYST, AND APPROVING THE FOREST, WETLANDS AND HABITAT SYSTEM TO STAND ALONE IN THE MICHIGAN AGRICULTURE ENVIRONMENTAL ASSURANCE PROGRAM STANDARDS FOR 2023. SECONDED BY COMMISSIONER CHAE. MOTION CARRIED.

GENERALLY ACCEPTED PROCESSING PRACTICES (GAPPs): Chad Rogers, Deputy Division Director and Laura Doud, Environmental Engineer, both in Environmental Stewardship Division

Mr. Rogers advised the Commission is statutorily required to annually approve the Generally Accepted Fruit, Vegetables, Dairy, Meat, and Grain Processing Practices for Noise and Odor (GAPPs) as dictated by the Legislature in 1998. Practices were developed specifically around noise and odor related issues that provide nuisance protection for agricultural processors who are following the standards.

As indicated in the materials provided to the Commission, Ms. Doud stated there are no changes recommended this year and they can be approved as they currently exist.

In response to question from the Commissioners, Ms. Doud discussed some proposed changes and concerns on the production practices that have been discussed for the 2024 GAPPs changes.

MOTION: COMMISSIONER WYANT MOVED TO APPROVE THE GENERALLY ACCEPTED FRUIT, VEGETABLES, DAIRY, MEAT, AND GRAIN PROCESSING PRACTICES FOR NOISE AND ODOR AS PRESENTED. SECONDED BY COMMISSIONER BERGDAHL. MOTION CARRIED.

GENERALLY ACCEPTED AGRICULTURAL MANAGEMENT PRACTICES (GAAMPs): Chad Rogers, Division Deputy Director, and Mike Wozniak, Right to Farm Program Manager, both Environmental Stewardship Division

Mr. Rogers noted the Right to Farm (RTF) Act provides nuisance protection for farm operations that are in conformance with Generally Accepted Agricultural Management Practices (GAAMPs). The Act gives the Commission of Agriculture and Rural Development responsibility for the GAAMPs, which RTF staff use to determine compliance with the conditions necessary under the RTF Act. The Act dictates the GAAMPs be reviewed annually by the Commission and revised as necessary. Today, the proposed 2023 GAAMPs are introduced for the Commission's review between now and the November meeting, with anticipated decision regarding the 2023 GAAMPs at that time.

Mr. Wozniak recognized the outstanding efforts of the GAAMPs taskforce committees. He provided a summary of the recommended revisions to the 2023 GAAMPs. The most significant changes were in the Care of Farm Animals GAAMPs and the Manure Management GAAMPs. He noted discussion of changes were stated in documents provided to the Commission.

Mr. Wozniak stated the rest of the GAAMPs include minor text and formatting changes, references to new research, and language. He further reviewed specific recommendations within each GAAMP, which included consistency between GAAMPs and a change to the preface for each.

Chairman Meintz applauded the committees and reminded the Commission and public the GAAMPs are living documents and always evolving as the industry changes. In response to question from Commissioner McAvoy, Mr. Wozniak advised there are no minimum requirements of how often the committees meeting.

Mr. Wozniak took a moment to recognize Dr. Dale Rozeboom, who will be retiring from the advisory committee.

RECESS AND RECONVENE

Chairperson Meintz recessed the meeting at 10:42 a.m. for a brief break. He reconvened the meeting at 10:59 a.m.

BUDGET UPDATE: Sylvia Renteria, Director of Finance and Budget

Ms. Renteria gave an overview of the next steps and processes of the three open fiscal years the department is currently working on. The department is currently working to close out Fiscal Year 2022, implementing Fiscal Year 2023, and working with the State Budget Office to prepare for the proposed Fiscal Year 2024. Ms. Renteria discussed a proposed supplemental for the 2022 budget to allocate grant programs from federal appropriations.

In response to question from the Commissioners, Ms. Renteria discussed her team has taken field trips to understand where the funding goes once divisions are allocated funds. Discussion was also held on the current budget and the issues arising due to inflation, and if the increase in the Fiscal Year 2023 budget has been sufficient.

LEGISLATIVE UPDATE: Ashley Steffen, Legislative Liaison

Ms. Steffen referred to the MDARD Legislative Update provided to the Commissioners and reviewed current status and activity around bills of interest to the department. Ms. Steffen discussed legislation that is expected to advance in the next few weeks of legislative work. The legislation pertains to updates to the drain code and updates to the rural development fund for mining funding in the future.

ELECTRIC VEHICLES IN MICHIGAN: Ashley Steffen, Legislative Liaison

Ms. Steffen explained a proposed weights and measures update that is expected to be in the Senate Agriculture Committee next week. Within this update, the legislation would put into regulation measuring electric vehicle charging stations. MDARD staff would be responsible for these stations, similar to gas stations.

In response to questions from the Commissioners, Ms. Steffen explained the department already owns a device to measure EV Charging stations. Field Staff would be facilitating measuring these stations where electricity is to be sold for these vehicles.

PUBLIC COMMENT

No public comment on non-agenda items was requested.

ADJOURN

MOTION: COMMISSIONER WYANT MOVED TO ADJOURN THE MEETING. COMMISSIONER KING-MCAVOY SECONDED. MOTION CARRIED.

There being no further business, the meeting adjourned at 11:37 a.m.

Attachments:

- A) *Agenda*
- B) *Agriculture and Rural Development Commission Meeting Minutes July 20, 2022*
- C) *Director's Update – September 14, 2022*
- D) *Michigan Agriculture Environmental Assurance Program Standards*
- E) *Generally Accepted Fruit, Vegetables, Dairy, Meat, and Grain Processing Practices for Noise and Odor*
- F) *2023 Draft Generally Accepted Agricultural Management Practices (GAAMPs)*
- G) *Summary of Recommended Changes to 2023 GAAMPs*

- H) Public Input Meeting Summary – 2023 GAAMPs*
- I) Public Comment Relative to the 2022 Draft GAAMPs*
- J) Budget Update Presentation*
- K) MDARD Summary of 2022-2023 Michigan Legislature 9/14/2022*



GRETCHEN WHITMER
GOVERNOR

STATE OF MICHIGAN
DEPARTMENT OF AGRICULTURE
AND RURAL DEVELOPMENT

GARY MCDOWELL
DIRECTOR

Michigan Commission of Agriculture and Rural Development 2023 Meeting Schedule

Wed., Jan. 25, 2023 9:00 a.m.	Lansing, MI-Location TBD Option to join via remote technology: Dial by telephone: 1-248-509-0316, Conf. ID:178 167 408#
Wed., March 15, 2023 9:00 a.m.	TBD Option to join via remote technology: Dial by telephone: 1-248-509-0316, Conf. ID: 656 266 695#
Wed., May 17, 2023 9:00 a.m.	TBD Option to join via remote technology: Dial by telephone: 1-248-509-0316, Conf. ID: 930 224 647#
Wed., July 26, 2023 1:00 p.m.	TBD Option to join via remote technology: Dial by telephone: 1-248-509-0316, Conf. ID: 598 640 912#
Wed. Sept. 13, 2023 9:30 a.m.	TBD Option to join via remote technology: Dial by telephone: 1-248-509-0316, Conf. ID: 193 562 309#
Wed., Nov. 8, 2023 9:00 a.m.	TBD Option to join via remote technology: Dial by telephone: 1-248-509-0316, Conf. ID: 882 167 820#

November 11, 2022



STATE OF MICHIGAN
DEPARTMENT OF TREASURY

GRETCHEN WHITMER
GOVERNOR

RACHAEL EUBANKS
STATE TREASURER

DATE: September 20, 2022

TO: Gary McDowell, Director
Department of Agriculture and Rural Development

FROM: Rachael Eubanks *Rachael Eubanks*
State Treasurer

SUBJECT: Inspection Fee Inflation Adjustments
Nursery Stock Grower
Nursery Dealer, Import, Export and Special

MCL 286.206(6) provides that:

. . . the director [of the Department of Agriculture and Rural Development] shall adjust the schedule of fees for the costs of making the various inspections of nursery stock, plants, and plant materials as required by this act. The director shall review and adjust its schedule of fees for the inspections at the end of each fiscal year. **In any given fiscal year, the director may raise inspection fees by not more than an amount determined by the state treasurer to reflect the cumulative annual percentage change in the Detroit-Ann Arbor-Flint consumer price index over the 1-year period. An adjustment under this subsection shall not exceed 5% even if the amount determined by the state treasurer to reflect the cumulative annual percentage change over the 1-year period is more than 5%.** If the cumulative annual percentage change over the 1-year period is less than zero, a cumulative annual percentage change of zero shall be used for the adjustment. The adjustment shall be rounded to the nearest dollar to set each year's fee under this subsection, but the absolute value shall be carried over and used to calculate the next annual adjustment. The commission of agriculture and rural development shall approve all adjustments to the fees before they are adopted.

As we have in the past to calculate maximum nursery fee amounts:

We calculated the percent increase in the Detroit-Ann Arbor-Flint (now, Detroit-Warren-Dearborn) consumer price index for fiscal year 2022 using the six published values for the year (the six even numbered months of the year).

Using the six published months of data yields a 7.8 percent increase in the Detroit-Warren-Dearborn CPI for fiscal year 2022. Given the 5.0 percent limitation on fee increases, the fees may increase by 5.0 percent from their FY 2022 rates.

In fiscal year 2022, inspection fees are as follows:

Nursery Stock Grower Inspection Fee:

\$59 for the first acre inspected

\$35 per acre for each additional acre inspected

Nursery Dealer, Import, Export and Special Maximum Inspection Fee

\$65 per hour

Thus, given that the Detroit CPI rose 7.8 percent in FY 2022 and the 5.0 percent limitation on the annual fee increase, the maximum fees that may be charged in FY 2023 are as follows:

Fiscal Year 2023 Nursery Stock Grower Maximum Inspection Fee:

\$62 for the first acre inspected

\$37 per acre for each additional acre inspected

Fiscal Year 2023 Nursery Dealer, Import, Export and Special Maximum Inspection Fee:

\$68 per hour

Please contact Eric Bussis at BussisE@michigan.gov or me at EubanksR@michigan.gov if you have any questions.

cc: Mike Philip, Director, Pesticide and Plant Pest Management Division, MDARD
Eric Bussis, Department of Treasury
Andrew Lockwood, Department of Treasury
Thomas Patchak-Schuster, Department of Treasury
Katherine Kratz, Department of Treasury

Michigan Commission of Agriculture and Rural Development
November 2, 2022
Request for Approval to Increase Nursery and Related Inspection Fees

Purpose

The Pesticide and Plant Pest Management Division (PPPM) requests the Commission of Agriculture and Rural Development to approve proposed increases in its nursery and related inspection fees.

Authority

The Insect Pest and Plant Disease Act, P.A. 189 of 1931, authorizes PPPM to:

- Charge an inspection fee based on the cost of doing an inspection
- Annual adjust inspection fees based on the percentage change in the Detroit-Ann Arbor-Flint (now Detroit-Warren-Dearborn) Consumer Price Index (CPI) (determined by the State Treasurer)
 - Adjustment not to exceed 5% in a one-year period
 - Commission must approve adjustment

Fiscal Year Review of the Cost of an Inspection

PPPM evaluates the cost of conducting plant and plant product inspections at the end of each fiscal year. For the 2022 fiscal year, this evaluation found that:

- Inspection and license fees totaled \$943,000, which did not cover the approximately \$3.3 million cost of these programs
- Approximately \$2.4 million in general fund was required to support these programs

Consumer Price Index (CPI)

The State Treasurer notified MDARD on September 23, 2022 that the Detroit-Warren-Dearborn CPI rose 7.8% in FY 2022.

Inspection Fee Schedules

<u>Current:</u>	\$65/hour	<u>Proposed:</u>	\$68/hour [\$3/hour increase]
	\$59/acre (first acre)		\$62/acre [\$3/acre increase]
	\$35/acre (subsequent acres)		\$37/acre [\$2/acre increase]

Revenue increase: estimated at \$25,000

Persons Affected by Inspection Fee Increases

- Nursery stock growers and dealers
- Exporters of plants and plant products
- Christmas tree growers shipping cut trees out of state
- Importers of foreign-source nursery stock
- Persons requesting inspections under special circumstances

Effective Period

January 1, 2023 – December 31, 2023


Notification of Proposed Inspection Fee Increases and Effective Period

On October 17, 2022, PPPM notified the following organizations about the proposed changes in fees:

- Michigan Nursery and Landscape Association
- Michigan Green Industry Association
- Michigan Christmas Tree Association
- Michigan Floriculture Growers Council
- Michigan Agribusiness Association



SPOTTED LANTERNFLY IN MICHIGAN



Michael Philip, Director
Pesticide and Plant Pest Management Division

Background

- Native to Asia
- Found in Pennsylvania in 2014
- Found in Pontiac, Michigan in 2022 (probably arrived in 2021)
- Pest of several fruits, especially grape
- Nuisance pest
 - Huge numbers
 - Honeydew
 - Sooty mold
- **Highly** attracted to tree-of-heaven



Adults

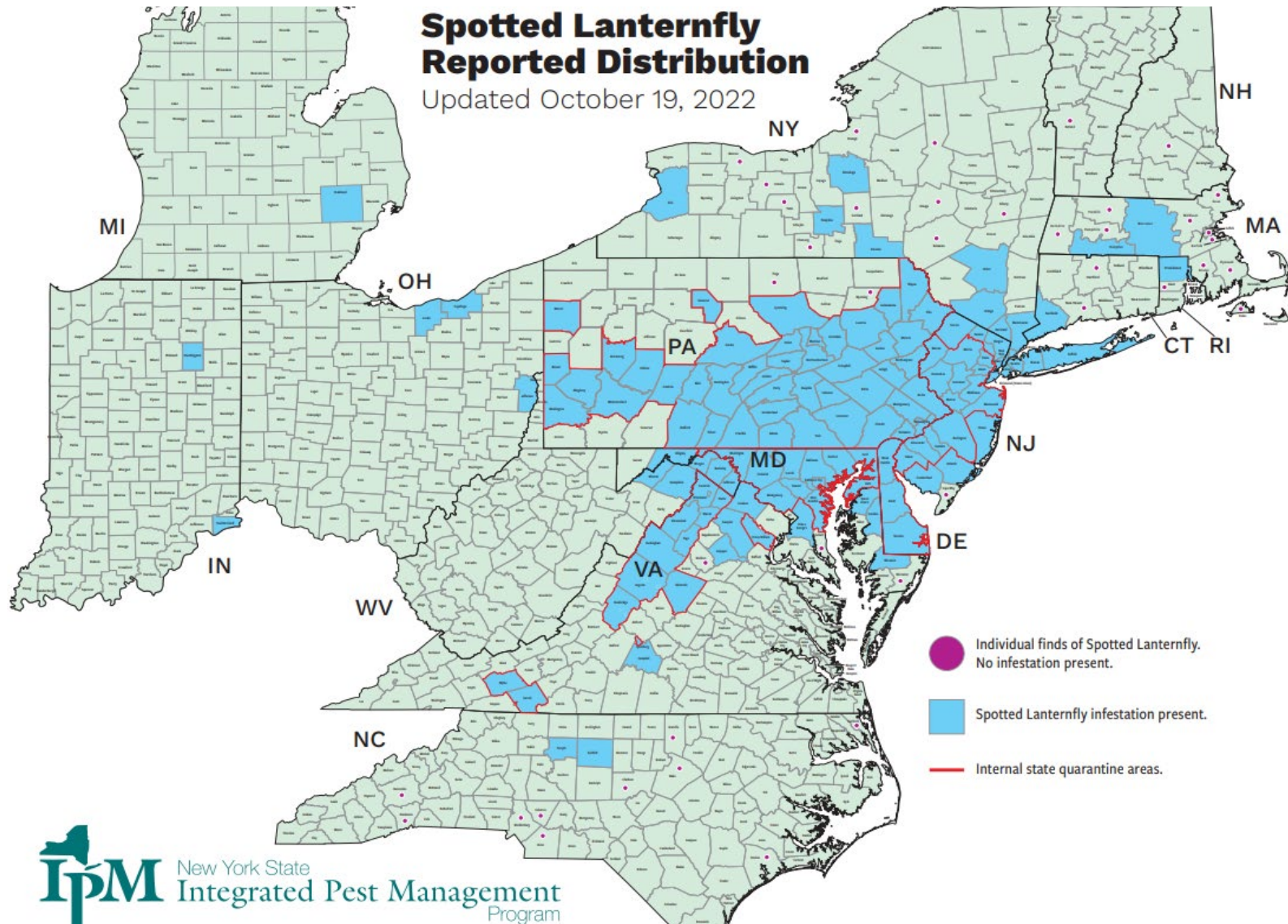


5522641

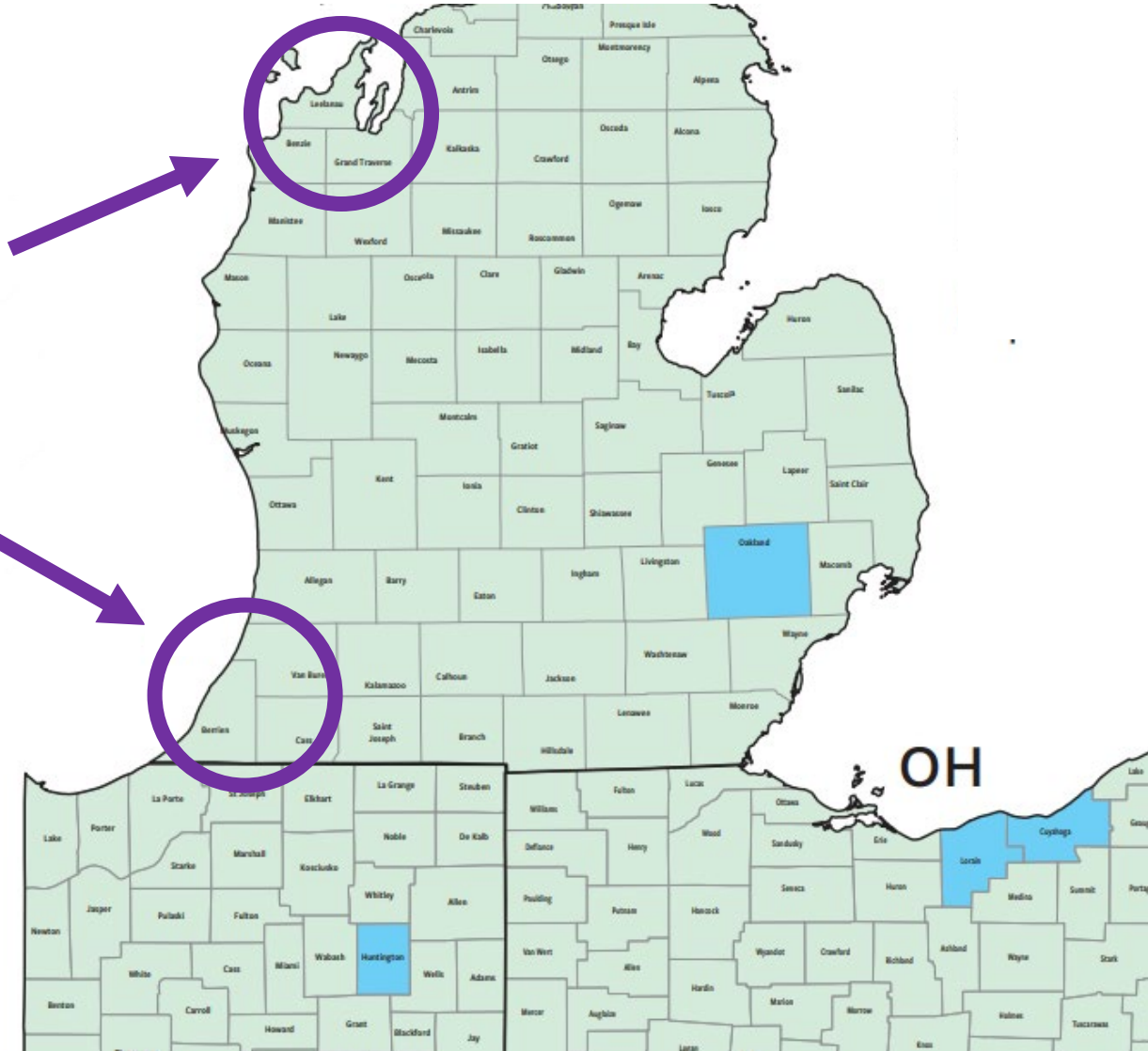
Larvae



National Distribution



Grape Production in Michigan



Michigan Response

- Survey within one mile radius
- Treatment (twice) or removal of all nearby tree-of-heaven
- Trace-backs and trace-forwards
- Compliance agreements for nearby nurseries
- “Eyes on the Field” reports
- Goal is suppression to slow spread

Map of Pontiac, MI Infestation



Map of Pontiac, MI Infestation



Next Year and Beyond...

- Repeat survey to monitor spread
- Repeat pesticide treatments to suppress population
- Continue education and outreach to find new infestations
- Adapt to developments inside and outside Michigan
- Maintain value-based response

Acknowledgements

- Cooperators
 - USDA
 - MDNR and EGLE
 - Oakland County
 - MSU
- **MDARD Staff**



Questions?



@MIDeptofAgriculture



@MichDeptofAg



Michigan Department
of Agriculture & Rural
Development



@MichiganAgriculture



Michigan Department
of Agriculture & Rural
Development



Generally Accepted Agricultural and Management Practices for the Care of Farm Animals

DRAFT 2023

Michigan Commission of
Agriculture & Rural Development
PO BOX 30017
Lansing, MI 48909



In the event of an agricultural pollution emergency such as a chemical/fertilizer spill, manure lagoon breach, etc., the Michigan Department of Agriculture and Rural Development and/or the Michigan Department of Environment, Great Lakes, and Energy (EGLE) should be contacted at the following emergency telephone numbers:

Michigan Department of Agriculture and Rural Development: 800-405-0101
Michigan Department of Environment, Great Lakes, and Energy's Pollution
Emergency Alerting System (PEAS): 800-292-4706

If there is not an emergency, but you have questions on the Michigan Right to Farm Act or items concerning a farm operation, please contact the:

Michigan Department of Agriculture and Rural Development
Right to Farm Program
P.O. Box 30017
Lansing, Michigan 48909
517-284-5619
517-335-3329 FAX
877-632-1783

Table of Contents

PREFACE	iii
OVERVIEW	4
BEEF CATTLE AND BISON	7
DAIRY	17
VEAL	25
SWINE	33
EQUINE	43
PRIVATELY OWNED CERVIDAE	54
SHEEP AND GOATS	60
LAYING CHICKENS	68
BROILERS, TURKEYS, AND GAMEBIRDS	74
DOMESTIC RABBITS	80
FARM-RAISED MINK AND FOX	88
AQUACULTURE SPECIES	97
SOUTH AMERICAN CAMELIDS	106
HONEY BEES	<i>Error! Bookmark not defined.</i>
ADVISORY COMMITTEE	124

PREFACE

The Michigan legislature passed into law the Michigan Right to Farm Act, (Act 93 of 1981, as amended), which requires the establishment of Generally Accepted Agricultural and Management Practices (GAAMPs). These practices are written to provide uniform, statewide standards and acceptable management practices based on sound science. These practices can serve producers in the various sectors of the industry to compare or improve their own managerial routines. New scientific discoveries and changing economic conditions may require revision of the practices. The GAAMPs are reviewed annually and revised as considered necessary.

The GAAMPs that have been developed are as follows:

- 1) 1988 - Manure Management and Utilization
- 2) 1991 - Pesticide Utilization and Pest Control
- 3) 1993 - Nutrient Utilization
- 4) 1995 - Care of Farm Animals
- 5) 1996 - Cranberry Production
- 6) 2000 - Site Selection and Odor Control for New and Expanding Livestock Facilities
- 7) 2003 - Irrigation Water Use
- 8) 2010 - Farm Markets

These practices were developed with industry, university and multi-governmental agency input. As agricultural operations continue to change, new practices may be developed to address the concerns of the neighboring community. Agricultural producers who voluntarily follow these practices are provided protection from public or private nuisance litigation under the Right to Farm Act.

This GAAMP does not apply in municipalities with a population of 100,000 or more in which a zoning ordinance has been enacted to allow for agriculture, provided the ordinance designates existing agricultural operations present prior to the ordinance's adoption as legal non-conforming uses as identified by the Right to Farm Act for purposes of scale and type of agricultural use.

The website for the GAAMPs is at <http://www.michigan.gov/righttofarm>

OVERVIEW

These voluntary Generally Accepted Agricultural and Management Practices (GAAMPs) are intended to be used by the livestock industry and other groups concerned with animal welfare as an educational tool in the promotion of animal husbandry and care practices. The recommendations do not claim to be comprehensive for all circumstances; but attempt to define general standards for livestock production and well-being on farm operations.

Scientifically derived guidelines and handbooks for species care are referenced in each section of the GAAMPs for the purpose of providing more detailed guidance when required. Certain references used within this document must also be carefully considered based on production objectives. The National Research Council (NRC) publishes various documents containing the nutrient requirements of domestic animals. These documents are referenced frequently herein. In general, NRC requirements are for growing and reproducing animals experiencing different levels of productivity or performance. That level of productivity or performance may not be sought or required in all situations. Thus, referral to NRC herein is meant to serve as a guideline or resource, and not intended to be used as the minimum acceptable practice. In all cases, the animal's nutritional needs for health and well-being must be met. The assistance of a nutrition consultant in recognizing these needs in each production situation and subsequently in establishing a feeding program for that situation, is recommended.

These GAAMPs can serve producers in the various sectors of the livestock industry to compare or improve their own managerial routines. It should be understood, new scientific discoveries, legislation, and changing economic conditions may make necessary revision of the GAAMPs. In addition, farm operations may be engaged in producing animals to certain specifications that are audited and certified such as the National Organic Program, animal welfare or natural programs. Farmers producing honey, meat, milk, eggs, and other products should reference the program standards to adhere to animal care specifications. The GAAMPs herein are written to address animal care across the board spectrum of farm operations in the state of Michigan.

Proper animal management is essential to the well-being of animals and the financial success of livestock operations. A sound animal husbandry program provides a system of care that permits the animals to grow, mature, reproduce and maintain health. Specific operating procedures depend on many objective and subjective factors unique to individual farm operations and the local environment.

In addition to husbandry, animal well-being is also a function of many environmental variables, including physical surroundings, nutrient intake, and social and biological interactions. Environmental conditions should minimize disease, death loss and behavioral problems and enhance performance. Components of the environment that should be managed include housing, space concentrations, pests, nutritional factors and water. Domestic animals readily adapt to a wide range of environments.

Sometimes procedures that result in temporary stress and even some pain are necessary to sustain the long-term welfare of the animals. Some of these procedures reduce aggressive behavior and injuries among animals. These practices have developed over generations of animal care and husbandry and include, but are not limited to: beak-trimming, dehorning, tail docking and castration of males. Various humane techniques are available, but at present, no technique can be recommended as ideal under all circumstances for any species.

The livestock industry is involved in many activities that require the movement of animals. The handling of livestock in shows, exhibitions, fairs, and races should always be done with primary concern for handler, public, and animal safety. Animals need to be humanely trained, shown, and exhibited using safe and non-harmful devices and procedures. Animal care under exhibition conditions can differ from farm conditions; but, the basic needs of animals remain the same.

Transportation by road, boat, rail and air requires careful planning to reduce adverse effects on animals. Animal should be fit and able to withstand transport. Any preconditioning of the animals to the conditions they will face will ease their stress during transportation. Vehicles should be of adequate size and strength for the animals carried. Floors, in particular, should be in good repair and sufficiently solid to prevent animals from breaking through. The inside walls and lining should have no sharp edges or protrusions likely to cause injury. Vehicles should be constructed of materials that are easily cleaned and kept as clean as possible. Enclosed vehicles must have adequate ventilation, especially when stationary.

A complete manure management plan is suggested when caring for farm animals. The goals of this plan should be to:

- Maintain acceptable levels of animal health and production through clean facilities;
- prevent pollution of water, soil, and air;
- minimize generation of odors and dust;
- minimize vermin and parasites; and,
- compliance with local, state, and federal laws, regulations, and policies.

A farm or farm operation that conforms to these and other applicable GAAMPs adopted under the Michigan Right to Farm Act according to the Michigan Right to Farm Law (Act 93 of 1981, as amended), shall not be found to be a public or private nuisance. This protection also covers farm operations that existed before a change in the land use or occupancy of land within one mile of the boundaries of the farmland, if before that change, the farm would not have been a nuisance. Likewise, this conditional protection applies to any of the following circumstances (Section 3):

- (a) A change in ownership or size.
- (b) Temporary cessation, or interruption, of farming.
- (c) Enrollment in governmental programs.
- (d) Adoption of innovative technology.
- (e) A change in type of farm product being produced.

Domestication of livestock has made farm animals dependent on humans. Consequently, humans have accepted this dependence as a commitment to practice humane conduct towards domestic animals and to prevent avoidable suffering at all stages of their lives. These voluntary GAAMPs represent a step toward meeting that commitment. These GAAMPs include care for the major farm animals raised in Michigan.

Owners of calves raised for veal, gestating sows, or egg-laying hens need to be aware of Act No. 117, Public Acts of 2009. This law identifies some specific care standards for these types of animals on farms. Requirements for veal calves became effective October 1, 2012. Requirements for gestating sows and egg-laying hens became effective in 2020 (10 years after the law was enacted).

BEEF CATTLE AND BISON

MANAGEMENT OVERVIEW

Because of similarities among production practices between beef cattle and bison, GAAMPs for care of these animals will be similar in many cases. Unless specified otherwise, the term “cattle” used throughout this section will refer to both beef cattle and bison. Genetic variation among cattle species, breeds and individuals makes it possible for them to thrive in a wide range of natural conditions and artificial environments. When behavioral and physiological characteristics of cattle are matched to local conditions, cattle thrive in virtually any natural environment in Michigan without artificial shelter. Protection, however, may be beneficial, especially for newborns, during adverse weather conditions. Cattle reside on pastures and woodlots, in small dry lot facilities, in a variety of diverse types of feedlots, and in confinement. Programs and manuals covering the proper care and management of beef cattle can be found at the websites listed for Beef Quality Assurance and for bison at the website for the National Bison Association (see references).

MANAGEMENT PRACTICES

Nutrition: Feed and water should be presented to cattle in ways that minimize contamination by urine, feces, and other materials. Feed bunks, where used, should be monitored, and kept clean. Animals should be fed and watered in a manner consistent with one of the following publications: Nutrient Requirements of Beef Cattle (National Academies of Sciences, Engineering, and Medicine, 2016) or for bison, the Bison Producers Handbook (National Bison Association); or Buffalo Producer’s Guide to Management and Marketing (Dowling, 1990). Avoid feed and water interruption that lasts longer than 24 hours.

Cattle may vary considerably in body weight during grazing and reproductive cycles. Feeding programs should make it possible for animals to regain the body weight lost during the normal periods of negative energy balance. Cattle should have frequent or free access to a source of clean water. When continuous access to water is not possible, individual animals should have access to water for a minimum of 30 minutes daily. Warmer weather conditions, greater amounts of feed consumed, and higher levels of animal production may increase this suggested minimum access time. Snow has been shown to be an acceptable source of water for a short period of time if it is loose and clean (Degen and Young, 1990^a; Degen and Young, 1990^b; Schmid, K and Bergen R. 2012).

Manure Management and Sanitation: Manure management should conform to the recommendations presented in the current Manure Management and Utilization GAAMPs (Michigan Agriculture Commission). Midwest Plan Service (1993) has a publication on recommended waste handling facilities. For the pasture-based systems, manure management and sanitation are generally less of a concern, but care should be taken to

protect surface waters and prevent erosion. When surface waters are used as a water source, it is recommended that cattle have controlled crossing and drinking access to lakes, streams, and wetlands (Rector and Powers. 2008; O'Callaghan et al 2019). Cattle crossings and watering sites should be constructed to minimize erosion and water pollution.

Cattle may be managed indoors on a bedded pack, which combines manure storage with a permeable and/or moisture-absorbing bedding material. Materials used for bedding vary, but often consist of crop straws, crop residues, grain hulls, wood shavings, or sawdust. Maintenance of a firm, relatively dry environment that maintains cattle health and comfort, depends on management of cattle stocking rate, adequate air ventilation, bedding addition frequency, and periodic manure removal (Pastoor, et al., 2012; Endres and Schwartzkopf-Genswein, 2018). An array of different housing types (e.g. open lot, partially covered, fully covered), flooring types (e.g. flat concrete, slatted concrete, slatted rubber mats) and manure management systems (e.g. bedded pack, partial scrape, fully scrape, slatted-floor/pit) are commonly used. See Park et al. (2020) for advantages and disadvantages on the welfare of beef cattle of some specific housing features.

Animal Handling and Restraint: Some aggressive behaviors of larger farm animals risk the health and well-being of herd mates as well as the humans handling these animals. Such behaviors may be modified, and their impact reduced by a number of acceptable restraint devices (e.g., hobbles, squeeze chutes, and stanchions) and practices. Restraint should be the minimum necessary to control the animal and still ensure the safety of attendants. Restraints and chutes should be free of sharp edges and ramps should have solid sides and non-slip flooring (e.g. cleats spaced every 8 inches) to reduce slips and falls. Cattle should be moved at a normal and comfortable pace. Proper design of the handling facility will facilitate safe animal movement (Grandin, 2014; National Cattleman's Beef Association, 2019, Midwest Plan Service, 1987). Roping of cattle is necessary under certain conditions (e.g., in pastures when an animal needs treatment and no restraining facility is readily available). It is strongly encouraged to apply the principles of low stress handling when moving cattle and bison (Bartlett and Swanson, n.d., and Grandin et al., 2015).

Bison are less domesticated than cattle and require special handling facilities. Specific practices can be obtained from the Bison Producers Handbook (National Bison Association. 2016) and Buffalo Producer's Guide to Management and Marketing (Dowling, 1990). Bison are much more nervous and excitable in close quarters. Work bison slower and calmer than you would other stock. Handling facilities will need to be stronger and taller than pasture fences. Facilities for capturing, sorting, treating, testing, loading out, or confining bison should be strong, long lasting, cost efficient, and most importantly, safe for animals and the operator (National Bison Association).

Transportation: Safety and comfort should be the primary concerns in the transportation of any animal. A delay or cancellation of transport should occur for animals that appear unhealthy, dehydrated, exhausted, unable to stand, and unfit to withstand travel (AABP, 2019). When animals are transported, they should be provided with proper

ventilation and a floor surface that minimizes slipping. Animal injuries, bruises, and carcass damage can result from improper handling of animals during transport. Recommendations on facility design for loading and unloading trucks and restraint of animals have been published (Grandin, 2000; Grandin 2019).

Additional information is available on the Beef Quality Assurance section of the National Cattlemen's Beef Association website (<http://www.bqa.org/resources/manuals>). Transport and handling stresses can be aggravated greatly by adverse weather conditions, especially when the weather is changing rapidly. Water and feed must be readily available for long trips as described in Federal Regulations (Transportation of Animals statute 49 USC Sec. 80502). The maximum transportation duration is based on the 28-hour rule. Stocking density and bedding should be adjusted for extreme weather conditions. More information on handling cattle can be found at Beef Quality Assurance website (see references). All Michigan cattle moving to show, sale or exhibition on or after March 1, 2007, are required to have an official (Michigan Animal Industry Act. Act 466 of 1988. MCL section 287.711b) Radio Frequency Identification (RFID) ear tag. This includes all out-of-state cattle exhibited in Michigan.

RECOMMENDATIONS FOR THE ENVIRONMENT

Cattle on pasture and woodlots are often monitored less directly and less frequently than cattle raised in other indoor systems. Cattle in woodlot and pasture systems are more likely to be affected by weather, predators, insects, internal and external parasites, poisonous plants, and variation in feed supply. Hot or extremely cold weather is stressful and special accommodations may be needed (National Research Council, 1981). In extreme heat, cattle will be more comfortable with provision of shade (Edwards-Callaway, 2021) and free access to water. Air temperature, humidity, and movement should be considered to ensure animal comfort and dietary alterations to reduce heat stress. Likewise, cattle exposed to extreme cold and wind chill should be provided extra feed and shelter from the wind. A properly maintained perimeter fence is required for the safety of the animals and surrounding community (Michigan Fences and Fence Viewers. Act 34 of 1978. Cattle in backgrounding facilities or feed yards must be offered adequate space for comfort, socialization, and environmental management. Periodic pen maintenance and cleaning are strongly encouraged. When muddy conditions exist, realistic intervention, such as addition of bedding, should be employed.

The strength and height of fencing is more important for bison than beef cattle. Many producers recommend an exterior fence of six feet in height. If a bison can get its nose over the fence and wants to be out, it is likely the animal will try to jump or push over the fence. Grown bulls can make a standing six-foot jump, if so inclined (National Bison Association).

FACILITIES AND EQUIPMENT

Cattle may be housed in intensive management systems, either indoors or in open lots, with or without overhead shelter. Proper airflow and ventilation are essential in

confinement facilities to control for gas and particulate matter. For open lots, south-sloping exposure, mounds, and a windbreak are recommended so dry areas with low air velocities are available for the cattle to rest. Floors in housing facilities should be properly drained. Barns and handling alleys should provide adequate traction to prevent injuries to animals and handlers. Additionally, handling alleys and pens should be free of sharp edges and protrusions to prevent injuries. Handling facilities should be designed to encourage safe animal movement as much as possible. When handling the animals, excessive noise should be avoided. Hydraulic and mechanical equipment should be adjusted to the size of the animal to minimize injuries.

For additional information, see the Structures and Environment Handbook (Midwest Plan Service, 1987), Grandin, 2000, Boyles, et al. 2002, the Beef Housing and Equipment Handbook (Midwest Plan Service, 1987), and Effective Natural Ventilation Strategies (Gooch, 2003).

HEALTH CARE AND MEDICAL PROCEDURES

Adequate health care is an essential part of a profitable cattle operation. A health care program should be planned to address potential problems as appropriate for local conditions. Appropriate health care involves: 1) methods to prevent, diagnose, control, and treat diseases and injuries; 2) training and guidance for animal caretakers on appropriate antibiotic therapy; 3) instruction on proper handling of pharmaceuticals and biologicals and withdrawal times, and, 4) adequate record keeping systems. Animals should be observed frequently for signs of illness or injury, needed emergency action, and ensuring adequate availability of feed and water. Observation should be daily in intensive housing facilities and should be frequently enough in extensive conditions, such as range or pasture, so that animal needs can be accomplished in a timely fashion.

Methods of prophylaxis, diagnosis, therapy, vaccination, and disease control should follow currently accepted practices. Assistance from a veterinarian in establishment of a health care program is recommended. Organic production programs should work with a veterinarian to ensure adequate protection and treatment for sick animals.

Pharmaceutical Use: To ensure continued human and animal the US Food and Drug Administration (FDA) Center for Veterinary Medicine (CVM) has developed a 5 year Veterinary Stewardship Plan designed to slow the emergence of antimicrobial resistance that can arise from the use of antibiotics in animals while ensuring safe and effective use of medically important antibiotic use in animals and humans. Medically important antibiotics include cephalosporins, gentamicin, lincomycin, oxytetracycline, penicillin G procaine and benzathine, sulfadimethoxine, sulfamethazine and tylosin, are important to both human and animal health. The intent of this legislation is to ensure that these drugs are used under veterinary supervision, reducing the chance for antimicrobial resistance in humans.

As of June 11, 2023, the FDA expects that all over the counter (OTC) medically important antibiotics in dosage forms such as injectable, intramammary, and boluses, approved for

use in animals (both food-producing and companion), will require a prescription from the veterinarian with whom they have a valid VCPR to purchase the drugs. The following statement will be included on the label ***“Caution: Federal law restricts this drug to use by or on the order of a licensed veterinarian”***.

It is imperative that those engaged in raising cattle for human consumption understand the prudent and legal use of pharmaceutical products. To help ensure that health and welfare of cattle and the safety of food they produce for the public, a veterinary-client-patient relationship (VCPR) is highly recommended. In most cases, a valid VCPR is mandatory for acquiring and using pharmaceutical products in food producing animals [ie. veterinary feed directive and medically important antimicrobial drugs](#). Michigan currently follows the federal definition for a VCPR which states that a VCPR is considered valid if the following is observed (Code of Federal Regulations 530.3) (<http://www.fda.gov/AnimalVeterinary/DevelopmentApprovalProcess/ucm460406.htm>):

1. A licensed veterinarian has assumed the responsibility for making medical judgments regarding the health of (an) animal(s) and the need for medical treatment, and the client (the owner of the animal or animals or other caretaker) has agreed to follow the instructions of the veterinarian;
2. there is sufficient knowledge of the animal(s) by the veterinarian to initiate at least a general or preliminary diagnosis of the medical condition of the animal(s); and,
3. the veterinarian is readily available for follow-up in case of adverse reactions or failure of the regimen of therapy. Such a relationship can exist only when the veterinarian has recently seen and is personally acquainted with the keeping and care of the animal(s) by virtue of examination of the animal(s), and/or by medically appropriate and timely visits to the premises where the animal(s) are kept.

Euthanasia: Animals that are seriously injured or ill and show no promise for recovery should be euthanized immediately. Farmers should consult with their veterinarian to determine the options and guidelines for euthanizing such animals in accordance with practices outlined by the American Vet Medical Association (AVMA) Guidelines on Euthanasia (American Veterinary Medical Association, 2020) and state law.

Depopulation: AVMA definition of the term depopulation refers to the rapid destruction of a population of animals in response to urgent circumstances with as much consideration given to the welfare of the animals as practicable. Farmers should consult with their veterinarian to determine the options and guidelines for depopulation such animals in accordance with practices outlined by the American Vet Medical Association (AVMA) Guidelines on Depopulation (American Veterinary Medical Association, 2019 Edition) and state law.

Dead Animal Disposal: Whether there is an individual animal or mass depopulation of animals, each farm should have a plan on file to manage animal tissue, whole carcasses, or portions thereof, must be disposed of according to the Michigan Bodies of Dead

Animal Act, Act 239 of 1982, Amended Act No. 311, Public Acts of 2008, December 18, 2008.

Non-Ambulatory (Downed) Cattle: A prompt examination should be performed on non-ambulatory animals to determine whether extended care or euthanasia is recommended. If the animal is not in extreme distress and continues to eat and drink, it is recommended that the producer contact a veterinarian for assistance/advice and provide food, water, shelter, and appropriate nursing care to keep the animal comfortable. If the animal is in extreme distress and the condition is obviously irreversible, the animal should be euthanatized immediately. Downed animals should be moved carefully to avoid compromising animal welfare. Dragging downed animals is unacceptable. Non-ambulatory animals are not fit for transport and must not be sent to a livestock market or to a processing facility (AABP, 2019).

Beef Quality Assurance

Beef Quality Assurance (BQA) and Beef Quality Assurance Transportation (BQAT) are training and certification programs supported by Beef Checkoff funding to ensure cattle are properly cared for and a safe and nutritious product is presented to consumers. It is recommended all owners/managers of cattle receive training on the proper handling and care of livestock, antibiotic stewardship, and transportation of cattle. Certification in BQA and BQAT is mandatory for commercial truckers and owners/managers of cattle entering some cattle processing facilities.

REFERENCES

American Association of Bovine Practitioners 2019 Transportation and fitness-to-travel recommendations for cattle.

https://www.aabp.org/Resources/AABP_Guidelines/transportationguidelines-2019.pdf. (Visited 7.28.2022)

American Veterinary Medical Association. 2020. AVMA guidelines for the euthanasia of animals: 2020 Edition. Available at: <https://www.avma.org/sites/default/files/2020-01/2020-Euthanasia-Final-1-17-20.pdf>. (Visited 7.28.2022)

American Veterinary Medical Association. 2019. AVMA guidelines for the depopulation of animals: 2019 Edition. Available at: <https://www.avma.org/sites/default/files/resources/AVMA-Guidelines-for-the-Depopulation-of-Animals.pdf>. (Visited 7.28.2022)

Bartlett, B. and J. Swanson. n.d. Low-stress cattle handling: The basics. <http://msue.anr.msu.edu/uploads/236/58549/LowStressHandling.pdf>. (Visited 7.28.2022)

National Cattlemen's Beef Association. Beef Quality Assurance. Programs webpage. <https://www.bqa.org/programs> (Visited 7.28.2022)

National Cattlemen's Beef Association. Beef Quality Assurance. Manuals webpage. <https://www.bqa.org/resources/manuals> (Visited 7.28.2022)

Boyles, S., J. Fisher, and G. Fike. Cattle handling and working facilities. Bulletin #906. Ohio State University Extension, Columbus. <https://agmr.osu.edu/sites/agmr/files/imce/pdfs/Beef/CattleFacilities.pdf> (Visited 7.28.2022)

Degen, A.A. and B.A. Young. 1990^a. The performance of pregnant beef cows relying on snow as a water source. Can. J. Anim. Sci. 70:507-515.

Degen, A.A. and B.A. Young. 1990^b. Average daily gain and water intake in growing beef calves offered snow as a water source. Can. J. Anim. Sci. 70:711-714.

Dowling, Kim. 1990. "Buffalo producer's guide to management and marketing." Ft. Pierre, S.D.: National Buffalo Assn., Jennings, Dana C., and Hebbbring, Judi.

Edwards-Callaway, L.N., M.C. Cramer, C.N. Cadaret, E.J. Bigler, T.E. Engle, J.J. Wagner, D.L. Clark. 2021. Impacts of shade on cattle well-being in the beef supply chain. J. Anim. Sci. 99:1-21. <https://doi.org/10.1093/jas/skaa375>. (Visited 7.28.2022)

Endres M. I., and K. Schwartzkopf-Genswein 2018. Overview of cattle production systems. In: C. B. Tucker, Ed. Advances in cattle welfare. Woodhead Publishing, Kidlington, U.K. p. 1-26. <https://doi.org/10.1016/B978-0-08-100938-3.00001-2>. (Visited 7.28.2022)

7.28.2022)

FDA Stewardship Plan. Available at:

<https://www.fda.gov/animal-veterinary/cvm-updates/fda-delivers-progress-update-5-year-veterinary-stewardship-plan-publishes-report-about-antimicrobial>

Gooch, C 2003. Effective Natural Ventilation Strategies.

<https://hdl.handle.net/1813/36956> (Visited 7.28.2022).

Grandin, T. 2014. Livestock handling and transport. 4th Ed. CABI. ISBN 9781780643212

Grandin, T. 2000. Livestock handling systems, cattle corrals, stockyards, and races.

<http://www.grandin.com/behaviour/transport.html>. (Visited 7.28.2022)

Grandin, T., J. Lanier, and M. Deesing. 2015. Low stress methods for moving and herding cattle on pastures, paddocks, and large feedlot pens.

<http://grandin.com/B.Williams.html>. (Visited 7.28.2022)

Michigan Commission of Agriculture and Rural Development. Generally accepted agricultural and management practices for manure management and utilization. Lansing, MI.

Michigan Animal Industry Act. Act 466 of 1988. MCL Section 287.711b. Official identification.

[http://www.legislature.mi.gov/\(S\(5dyru4stwxpuwwjftcs0no5\)\)/mileg.aspx?page=getObject&objectName=mcl-287-711b](http://www.legislature.mi.gov/(S(5dyru4stwxpuwwjftcs0no5))/mileg.aspx?page=getObject&objectName=mcl-287-711b) see also: https://www.michigan.gov/mdard/0,4610,7-125-48096_48149---,00.html. (Visited 7.28.2022)

Michigan Bodies of Dead Animals Act. Act 239 of 1982. MCL section 287.651.

[http://www.legislature.mi.gov/\(S\(5dyru4stwxpuwwjftcs0no5\)\)/mileg.aspx?page=getObject&objectName=mcl-Act-239-of-1982](http://www.legislature.mi.gov/(S(5dyru4stwxpuwwjftcs0no5))/mileg.aspx?page=getObject&objectName=mcl-Act-239-of-1982) see also: http://www.michigan.gov/mda/0,1607,7-125-48096_48404---,00.html (Visited 7.28.2022)

Michigan Fences and Fence Viewers, Act 34 of 1978. MCL section 43.51 et seq.

[http://www.legislature.mi.gov/\(S\(5dyru4stwxpuwwjftcs0no5\)\)/mileg.aspx?page=getObject&objectName=mcl-Act-34-of-1978](http://www.legislature.mi.gov/(S(5dyru4stwxpuwwjftcs0no5))/mileg.aspx?page=getObject&objectName=mcl-Act-34-of-1978). (Visited 7.28.2022)

Midwest Plan Service. 1993. Livestock waste facilities handbook. Midwest Plan Serv., Iowa State Univ., Ames, IA. Third Edition, MWPS-18.

Midwest Plan Service. 1987. Beef housing and equipment handbook. 4th Ed. Midwest Plan Serv., Iowa State Univ., Ames, IA.

Midwest Plan Service 1999. Beef cattle handbook. Midwest Plan Serv., Iowa State Univ., Ames, IA.

National Academies of Sciences, Engineering, and Medicine. 2016. Nutrient requirements of beef cattle. 8th Rev. Ed. The National Academies Press, Washington D.C. <https://doi.org/10.17226/19014>. (Visited 7.22.2021)

.

National Bison Association. 2016. Bison producers' handbook. 2nd Ed. National Bison Assoc. Westminster, CO.

National Bison Association. <https://www.bisoncentral.com>. (Visited 7.28.2022).

National Cattlemen's Beef Association. 2019. Beef Quality Assurance national manual. NCBA, Centennial, CO <https://www.bqa.org/resources/manuals>. (Visited 7.28.2022)

National Cattlemen's Beef Association. 2019. Beef Quality Assurance Transportation training and certification. <https://bqatransportation.beeflearningcenter.org>. (Visited 10/4/2022)

National Research Council. 1981. Effect of environment on nutrient requirements of domestic animals. The National Academies Press, Washington, D.C. <https://doi.org/10.17226/4963>. (Visited 7.28.2022)

National Academies of Sciences, Engineering, and Medicine. 2016. Nutrient requirements of beef cattle. 8th Rev. Ed. The National Academies Press, Washington D.C. <https://doi.org/10.17226/19014>. (Visited 7.28.2022)

O'Callaghan, P., M. Kelly-Quinn, E. Jennings, P. Antunes, M. O'Sullivan, O. Fenton, and D. O hUallacháin. 2019. The environmental impact of cattle access to watercourses: A review. J. Environ. Qual. 48:340-351. <https://doi.org/10.2134/jeq2018.04.0167>. (Visited 7.28.2022)

Park, R.M., Foster, M., and Daigle, C.L. 2020. A scoping review: The impact of housing systems and environmental features on beef cattle welfare. Animals 10:565-581. <https://doi.org/10.3390/ani10040565>. (Visited 7.28.2022)

Pastoor, J. W., D. D. Loy, A. Trenkle, and J. D. Lawrence. 2012. Comparing fed cattle performance in open lot and bedded confinement feedlot facilities. Prof. Anim. Sci. 28:410-416. [https://doi.org/10.15232/S1080-7446\(15\)30381-8](https://doi.org/10.15232/S1080-7446(15)30381-8). (Visited 7.28.2022)

Rector, N. and W. Powers. 2008. Acceptable practices for managing livestock along lakes, streams, and wetlands. Michigan State University Extension. Bulletin E3066. [Bulletin-E3066-AcceptablePracticesforManagingLivestockAlongStreams-20081.pdf \(msu.edu\)](https://www.maes.msu.edu/Bulletin-E3066-AcceptablePracticesforManagingLivestockAlongStreams-20081.pdf). (Visited 7.28.2022)

Transportation of animals. 2006. 49 USC Sec.80502.

<https://www.gpo.gov/fdsys/granule/USCODE-2011-title49/USCODE-2011-title49-subtitleX-chap805-sec80502> (Visited 7.28.2022)

Schmid, K. and Bergen R. 2012. Tips for Successful Extended Grazing to Reduce Winter Feeding Costs. <http://www.beefresearch.ca/blog/extended-grazing-tips/> (Visited 7.28.2022)

DAIRY

MANAGEMENT OVERVIEW

Michigan's female dairy cattle population is currently over 426,000 mature dairy cows (USDA's National Agricultural Statistics Service) and about 378,000 calves and heifers. The remainder of the dairy population consists of castrated calves used for veal, dairy steers raised for beef and approximately 4,000 bulls used for breeding purposes. Proper care of dairy animals consists of providing a clean, comfortable environment, adequate access to quality feed and water while employing management techniques designed to limit injuries, stress, diseases, and disorders (Beef Quality Assurance, 2022). Proper care of animals can be maintained with either confinement or pasture management systems.

Dairy cows, because of milk production, have special needs that require proper management every day. Calves and heifers should be managed to minimize health problems and to provide for adequate growth and development. Application of sound management practices will result in healthy dairy cows, and healthy, properly grown calves and heifers.

MANAGEMENT PRACTICES

Management practices on a dairy farm are specific for five classes of dairy cattle: calves, heifers, dry cows, lactating cows, and bulls. Calf mortality and morbidity from birth to weaning can be minimized by utilizing sound management practices (Calf Care Quality Assurance, 2022; Raising Dairy Replacements, Midwest Plan Service, 2003).

Newborn Calves: Calves should be born in a clean, dry environment and receive an adequate amount (12-15% of body weight) of high-quality colostrum soon after birth. Hand feeding ensures that each calf receives an adequate amount of colostrum (Raising Dairy Replacements, 2003, Feeding the Newborn Calf, Pennsylvania State Extension, 2003). To ensure their health, calves are normally removed from their mothers immediately or as soon as the calf's hair coat is dry to reduce risk of exposure to infectious pathogens (Raising Dairy Replacements, 2003). Newborn calves remain healthier when housed individually in a clean, properly ventilated environment (Raising Dairy Replacements, 2003, Calf and Heifer Housing, McFarland, D. 2012, The Welfare of Veal Calves, 1994). Young calves are normally fed milk or milk replacer during the first 6-8 weeks of life. Calves should be observed several times a day. The amount of feed and times fed per day should increase as temperatures decrease in the winter.

Some farms use automated or robotic nursing machines during part of this stage of a calf's life which may involve group pens with adequate clean and dry bedding and proper ventilation. Stocking rates of no more than 25 calves per nipple are advised. Calves can be started on feeders by day 7 to day 14. Prior to moving calves, monitoring immune levels and individual housing help determine if calves are healthy and eating well (James

et al, 2017). Increased calf density will impact air quality as well. Sick calves should be isolated to minimize disease spread.

Calves and Heifers: Calves are normally weaned when adequate intake of dry feed has been reached (National Research Council, 2001). All calves should have access to clean, fresh water and nutritionally adequate diets to support an appropriate growth rate. Proper heifer growth can be achieved with varied management systems (Raising Dairy Replacements, 2003). Heifer and intact male calves can be housed together from 2-6 months but bull calves should be separated after that to prevent early pregnancies. Heifers should be managed in groups to ensure adequate access to feed and water. The number of groups will depend on herd size. Each group of heifers should be fed a balanced ration (National Research Council, 2001) to maintain adequate growth.

Underfeeding delays normal heifer development. Overfeeding may result in overly fat heifers that may exhibit health problems at first calving.

Heifers may be bred upon reaching an adequate size and weight (Raising Dairy Replacements, 2003, Midwest Plan Service). Use of artificial insemination or natural service (bull) are acceptable practices to breed heifers and/or cows.

Dry Cows: Cows benefit from a dry period prior to a subsequent lactation. Restricting feed intake a few days prior to dry-off is an acceptable practice that will aid cessation of milk secretion and improve udder health (Managing the Dry Cow for More Profit, 1996). Nutrition must be adequate to allow mammary involution and the support the needs of the fetus.

Proper management of the lactating cow starts during the dry period. Since approximately 70 percent of health problems in a dairy herd are associated with calving, proper management of pre-calving, calving and post calving periods will improve the health of mother and calf. A clean and dry environment should be provided for bred heifers and dry cows. In addition, access to good nutritional diets that maintain appetite and feed intake should also be provided. Nutrition for the majority of dry cows should follow a maintenance program according to National Research Council requirements (National Research Council, 2001). Nutrition and housing needs will change 2-3 weeks prior to calving.

Lactating Cows: Nutrition programs for dairy cows should provide for adequate intake of the essential nutrients needed for maintenance, growth, milk production and proper development of the fetus (National Research Council, 2001). Grouping cows according to nutrient needs will help meet the nutrient requirements of any cow. Good quality, fresh water must be available at all times.

Animal Handling: Facilities designed specifically to handle dairy cattle for health checks or treatment, vaccinations, weighing, or hoof trimming and for handling bulls during hand-mating will decrease risk of injury to cattle and people, as well as, reducing the stress of handling. All traffic areas should have non-skid surfaces that avoid causing excessive

hoof wear. Several restraint devices are acceptable, such as halters, hobbles, breeding chutes, squeeze chutes, headlocks, tables and stanchions. Restraint should be the minimum necessary to control the animal and ensure the safety of the animal and attendants. Proper design of the handling facility will facilitate animal movement.

Transportation: Safety and comfort of dairy cattle should be the primary concerns in their transportation. A delay or cancellation of transport should occur for animals that appear unhealthy, dehydrated, or exhausted and unfit to withstand travel (American Association of Bovine Practitioners, 2014). Animals should be provided with adequate ventilation and a floor surface to minimize slipping. Animal injuries, bruises, and carcass damage can result from improper handling of animals during transport.

Recommendations on facility designs for loading and unloading trucks and restraint of animals have been published (Grandin 2000, Cattle Handling and Transport, 2007). Transport and handling stresses can be aggravated greatly by adverse weather conditions, especially when the weather is changing rapidly. Water and feed should be readily available for long trips as described in Federal Regulations (the Transportation of Animals statute from the U.S. Code (49 USC Sec. 80502 Reference). All Michigan cattle moving to show, sale or exhibition on or after March 1, 2007 are required to have an official RFID ear tag. This includes all out-of-state cattle exhibited in Michigan.

RECOMMENDATIONS FOR THE ENVIRONMENT¹

Proper management of the environment enhances animal production and minimizes animal disease, death loss, and behavioral problems. Dairy cattle are bred for growth, production, and reproduction in a variety of environments to which they can readily adapt. Cattle can be raised outdoors on pasture, dry lot, and in hutches, or indoors in stalls and pens.

Environmental temperature affects an animal's comfort that, in turn, affects an animal's behavior, metabolism, and performance. Even though cattle are adaptable and can thrive in almost any region of the world, they must be protected from heat and cold stress caused by extreme weather events. Access to shelter can be beneficial even in moderate climatic regions. Heat stress adversely affects animal comfort as does cold stress. Windbreaks, sunshades, or solid-roofed shelters are needed if trees or other landscape features do not provide adequate protection from winter storms and extremely cold or hot temperatures. Sunshades, sprinklers, misting, fans, and other methods of cooling, as well as dietary alterations, will reduce heat stress during hot weather. Air temperature, humidity, quality, and movement should be considered to ensure animal comfort and prevent diseases.

FACILITIES AND EQUIPMENT

¹Condensed from environment chapter in Caring for Dairy Animals Reference Guide, 1994.

Housing for calves, heifers, and cows varies widely. However, each housing facility should provide adequate space per animal for eating, drinking, and resting (Dairy Freestall Housing and Equipment - MWPS #7. 2000, Bickert, W., and R. Stowell. 1994) and adequate ventilation (Gooch, C. 2003). Calf housing systems are varied, but it is recommended that calves be housed individually with cold housing preferred. Cold housing ranges from calf hutches to larger naturally ventilated barns. Bedding should be kept clean and dry. Adequate housing for heifers can range from bedded packs to free stalls to pasture. Housing should be well ventilated and keep heifers clean and dry. Heifers should be protected from winter winds. Summer resting areas may need shade.

Feed bunks or feeding areas should be designed to allow animals to eat with a natural motion. Watering sites should be easily accessible to provide adequate water intake without risk of injury. Adequate feed space per animal should be provided (Dairy Freestall Housing and Equipment- MWPS #7. 2000).

Milking equipment should be designed, installed, and maintained correctly to provide for maximum comfort of the cow at milking (Milking Systems and Parlors, 2001, Building Freestall Barns and Milking Centers. 2003). To eliminate the potential of stray voltage at time of milking, feeding, or watering, guidelines for proper wiring of a farm should be followed. (Stray Voltage and Dairy Farms, 2003, Effects of Electrical Voltage/Current on Farm Animals. 1991).

HEALTH CARE AND MEDICAL PROCEDURES

Proper care of dairy animals includes the establishment of a herd health program that covers all ages of cattle and emphasizes disease prevention. Dairy farmers should establish a valid veterinarian/client/patient relationship with a licensed veterinarian to assist them in providing proper health care to their herd. An ongoing preventive herd health program designed for each farm by the veterinarian and farmer will result in healthy animals. This includes a veterinarian designed vaccination program for cows, calves, and heifers. Appropriate health care involves: 1) methods to prevent, control, diagnose, and treat diseases and injuries; 2) training and guidance to animal caretakers on appropriate antibiotic therapy; 3) instruction on proper handling of pharmaceuticals and biologicals and withdrawal times; and, 4) accurate record keeping systems with proper animal identification. All confined animals should be observed daily for signs of illness, injury, or unusual behavior. Management practices to reduce the risk of introduction and spread of infectious disease should be implemented. Health programs for heifers are designed to prevent disease and increase efficiency of growth. Organic production programs should work with a veterinarian to ensure adequate protection and treatment for sick animals.

External and internal parasites need to be controlled. Pasturing may increase risk of internal parasites and will increase exposure to diseases carried by wild animals.

Suggested husbandry procedures such as castration, dehorning, removal of extra teats, etc. should be carried out by skilled personnel. These procedures are best done when

calves are small, but may be done at other times. All procedures should follow the veterinarian's recommendations or accepted management practices. These techniques can be done with little discomfort to calves, heifers, or cows (Seykora, 3rd Edition).

Pharmaceutical Use: To ensure continued human and animal the US Food and Drug Administration (FDA) Center for Veterinary Medicine (CVM) has developed a 5 year Veterinary Stewardship Plan designed to slow the emergence of antimicrobial resistance that can arise from the use of antibiotics in animals while ensuring safe and effective use of medically important antibiotic use in animals and humans. Medically important antibiotics include cephalosporins, gentamicin, lincomycin, oxytetracycline, penicillin G procaine and benzathine, sulfadimethoxine, sulfamethazine and tylosin, are important to both human and animal health. The intent of this legislation is to ensure that these drugs are used under veterinary supervision, reducing the chance for antimicrobial resistance in humans.

As of June 11, 2023, the FDA expects that all over the counter (OTC) medically important antibiotics in dosage forms such as injectable, intramammary, and boluses, approved for use in animals (both food-producing and companion), will require a prescription from the veterinarian with whom they have a valid VCPR to purchase the drugs. The following statement will be included on the label ***“Caution: Federal law restricts this drug to use by or on the order of a licensed veterinarian”***.

It is imperative that those engaged in raising livestock and poultry for human consumption understand the prudent and legal use of pharmaceutical products. To help ensure that health and welfare of livestock and poultry and the safety of food they produce for the public, a veterinary-client-patient relationship (VCPR) is highly recommended. In most cases, a valid VCPR is mandatory for acquiring and using pharmaceutical products in food producing animals *ie. veterinary feed directive and medically important antimicrobial drugs*. Michigan currently follows the federal definition for a VCPR which states that a VCPR is considered valid if the following is observed (Code of Federal Regulations 530.3)

<http://www.fda.gov/AnimalVeterinary/DevelopmentApprovalProcess/ucm460406.htm>:

1. A licensed veterinarian has assumed the responsibility for making medical judgments regarding the health of (an) animal(s) and the need for medical treatment, and the client (the owner of the animal or animals or other caretaker) has agreed to follow the instructions of the veterinarian;
2. there is sufficient knowledge of the animal(s) by the veterinarian to initiate at least a general or preliminary diagnosis of the medical condition of the animal(s); and,
3. the veterinarian is readily available for follow-up in case of adverse reactions or failure of the regimen of therapy. Such a relationship can exist only when the veterinarian has recently seen and is personally acquainted with the keeping and care of the animal(s) by virtue of examination of the animal(s), and/or by medically appropriate and timely visits to the premises where the animal(s) are kept.

Non-Ambulatory (Downed) Cattle: A prompt examination should be performed on non-ambulatory animals to determine whether extended care or euthanasia is recommended. If the animal is not in extreme distress and continues to eat and drink, it is recommended that the producer contact a veterinarian for assistance/advice and provide food, water, shelter, and appropriate nursing care to keep the animal comfortable. If the animal is in extreme distress and the condition is obviously irreversible, the animal should be euthanized immediately. Downed animals should be moved carefully to avoid compromising animal welfare. Dragging downed animals is unacceptable. Non-ambulatory animals must not be sent to a livestock market or to a processing facility.

Euthanasia: Animals that are seriously injured or ill and show no promise for recovery should be euthanized immediately. Farmers should consult with their veterinarian to determine the options and guidelines for euthanizing such animals in accordance with practices outlined by the American Vet Medical Association (AVMA) Guidelines on Euthanasia (American Veterinary Medical Association, 2020) and state law.

Depopulation: AVMA definition of the term depopulation refers to the rapid destruction of a population of animals in response to urgent circumstances with as much consideration given to the welfare of the animals as practicable. Farmers should consult with their veterinarian to determine the options and guidelines for depopulation such animals in accordance with practices outlined by the American Vet Medical Association (AVMA) Guidelines on Depopulation (American Veterinary Medical Association, 2019 Edition) and state law.

Dead Animal Disposal: Whether there is an individual animal or mass depopulation of animals, each farm should have a plan on file to manage animal tissue, whole carcasses, or portions thereof, must be disposed of according to the Michigan Bodies of Dead Animal Act, Act 239 of 1982, Amended Act No. 311, Public Acts of 2008, December 18, 2008.

REFERENCES

American Association of Bovine Practitioners. 2014. Transportation Recommendations for Cattle. http://www.aabp.org/resources/aabp_guidelines/transportationguidelines-03-11-2014.pdf (Visited 7/8/2022)

American Veterinary Medical Association. 2020. AVMA guidelines for the euthanasia of animals: 2020 Edition. Available at: <https://www.avma.org/sites/default/files/2020-01/2020-Euthanasia-Final-1-17-20.pdf> (Visited 7/8/2022)

American Veterinary Medical Association. 2019. AVMA guidelines for the depopulation of animals: 2019 Edition. Available at: <https://www.avma.org/sites/default/files/resources/AVMA-Guidelines-for-the-Depopulation-of-Animals.pdf>. (Visited 7/8/2022)

Beef Quality Assurance. 2022. (Visited 7.8.2022)

Bickert, W., and R. Stowell. 1994. Hoard's Dairyman Plan Guide for Freestall Systems, Caring for Dairy Animals – Technical Reference Guide and On-The-Dairy Self-Evaluation Guide, Agri-Education, Stratford, IA. 2004

Calf Care Quality Assurance. 2022. (Visited 7.8.2022).

Cattle Handling and Transport, 3rd Ed. 2007. Grandin T, Ed. CABI International.

Dairy Freestall Housing and Equipment- MWPS #7. 2000. Midwest Plan Service, Iowa State University, Ames, IA. <https://www.mwps.iastate.edu/catalog/livestock/dairy/dairy-freestall-housing-and-equipment> (Visited 7/8/22)

Effects of Electrical Voltage/Current on Farm Animals. 1991. USDA Agriculture Handbook No. 696.

FDA Stewardship Plan. Available at: <https://www.fda.gov/animal-veterinary/cvm-updates/fda-delivers-progress-update-5-year-veterinary-stewardship-plan-publishes-report-about-antimicrobial>

Feeding the Newborn Calf. Pennsylvania State Extension. 2003. <https://extension.psu.edu/feeding-the-newborn-dairy-calf> (Visited 7/8/2022)

Gooch, C. 2003. Effective Natural Ventilation Strategies <https://ecommons.cornell.edu/handle/1813/36956> (Visited 7/8/2022)

James, Bob, Kayla Machado, Alyssa Dietrich. 2017. Group Housing Systems for Calves, Facilities, Equipment, Protocols and Personnel Proceedings Western Dairy Herd Management Conference.

Generally Accepted Agricultural and Management Practices for Manure Management and Utilization. Michigan Agriculture Commission. Lansing, MI.

Grandin, T. 2000. Behavior of cattle, pigs, buffalo, and antelope during handling and transport. <https://grandin.com/behaviour/transport.html>. (Visited 7/8/2022)

Livestock Waste Facilities Handbook. MWSP #18. 1995. Midwest Plan Service Iowa State University, Ames, IA. <https://www.mwps.iastate.edu/catalog/manure-management/livestock-waste-facilities-handbook> (Visited 7/8/22)

Managing the Dry Cow for More Profit. 1996. MSU Staff Dairy Extension Notebook.

Michigan Bodies of Dead Animal Act. 2008. http://www.michigan.gov/mda/0,1607,7-125-48096_48404---,00.html (Visited 7/8/2022)

Milking Systems and Parlors, 2001. Planning and Managing for Quality Milk and Profitability NRAES-131.

USDA's National Agricultural Statistics Service Great Lakes Regional Field Office https://www.nass.usda.gov/Quick_Stats/Ag_Overview/stateOverview.php?state=MICHIGAN (Visited 7/8/2022)

National Research Council. 2001. Nutrient Requirements of Dairy Cattle. Seventh Rev. Ed. National Academy Press, Washington, DC.

McFarland, D. 2012 Calves and Heifer Housing. <https://extension.psu.edu/calf-and-heifer-housing>. (Visited 7/8/2022)

Raising Dairy Replacements, 2003. Midwest Plan Service. <https://www-mwps.sws.iastate.edu/catalog/livestock-operations/dairy/raising-dairy-replacements-pdf> (Visited 7/8/2022)

Seykora, T. 2000. Practical Techniques for Dairy Farmers. 4th Edition. <https://ansci.umn.edu/people/anthony-j-seykora> See Books section, or <https://drive.google.com/file/d/1tf6l5rWLcHg2XVyFaf4q3kCCOV0EDdIR/view> (Visited 7/8/2022)

Stray Voltage and Dairy Farms. NRAES-149. 2003.
The Welfare of Veal Calves: A Review of the Scientific Evidence. 1994. Jeffrey Rushen. The Centre for the Study of Animal Welfare. University of Guelph, Guelph, Ontario, Canada.

Transportation of Animals. 2006. 49 USC Sec. 80502. <https://www.govinfo.gov/app/details/USCODE-2008-title49/USCODE-2008-title49-subtitleX-chap805-sec80502> (accessed 7/8/2022)

VEAL

MANAGEMENT OVERVIEW

Most veal comes from dairy calves. Three types of veal in the United States include: Bob veal, which are fed a milk-based liquid diet and marketed at less than three weeks of age and at less than 150 lbs., grain-fed veal, which are fed a milk-based liquid diet and possibly hay, pasture or other feeds including grain, and formula-fed veal (also known as milk-fed or special-fed), which are fed a milk-based liquid diet throughout the feeding period (Schwartz, 1990). Formula-fed veal calves are raised for about six months to a market weight of 500 pounds or more. Formula-fed veal is the most common in Michigan and these recommendations will be specific to this type.

The term milk-fed veal – sometimes referred to as special-fed or formula-fed – is a USDA classification that describes veal calves derived from the dairy industry and fed a special milk formula or milk replacer that is rich in nutrients. This formula is typically made from whey and whey protein, both of which are by-products of cheese making. It's nutritionally designed to produce creamy white to pale pink meat. In addition to the milk, farmers also feed some grain and forages.

MANAGEMENT PRACTICES

Veal calves should be handled with the same management practices afforded to dairy calves. Special care, gentleness, and patience are recommended management practices for all dairy calves. Until they are selected for veal production systems, they should receive the same husbandry practices as dairy replacement heifers. Young dairy animals not intended for dairy herd replacements or formula-fed veal should follow beef management recommendations.

A healthy calf is a priority at the farm. Veal calves have special animal health needs as young calves have not developed a strong defense system and are more prone to challenges associated with stress. Veal farmers have an ethical obligation to provide each animal with appropriate quality care through each stage of life. This can best be achieved by establishing on-farm protocols and training that seek to maximize animal health while minimizing stress, disease and pain. In conjunction with providing essential nutrition, access to water, and a clean, comfortable environment, timely and appropriate response to treating sickness or disease is important. By working directly with a veterinarian to establish a comprehensive herd-health program, veal farmers are able to provide quality animal care, prevent disease and determine the best option for addressing any animal health concern.

Initially, each calf can be housed in separate pens or individual hutches. This method may help to minimize the risk of disease, avoid competition for milk and feed, allow intake

to be individually monitored, and prevent cross-sucking. As a best practice, the industry standard is to move calves to group pens of two or more by ten weeks of age. Disease transmission is complex and other farm management practices, in addition to grouping, influence the incidence of these diseases, such as method of milk-feeding, hygiene, ventilation, colostrum practices, diet and health monitoring. Group housed calves must be strategically grouped to ensure they are housed with calves that have a similar size, age, and drinking habits. Calves must always have access to clean, fresh water. Veal farmers should adopt a protocol for individual monitoring that ensures maximum health and comfort for each animal. Consult with your veterinarian to develop a robust herd-health program specifically designed for group-housed calves.

Best management practices include: Adequate space is provided for calves to easily stand, stretch, lie down, turn around, groom naturally, and have visual contact with other calves. Calves are in group pens of two or more calves, and no calf is individually penned after 10 weeks of age, unless it is for health purposes such as sickness, injury or disease. Calves should never be tethered. (Veal Quality Assurance 2018) [Veal Quality Assurance](#)

Revision of the Michigan Animal Industry Act 446 of 1988, Sec 46(1) by Act 117, effective March 31, 2010 provides for the following regulations for calves raised for veal after October 1, 2012: 1) Calves should be able to fully extend all limbs without touching the side of an enclosure, and 2) turn around in a complete circle without any impediment, including a tether, and without touching the side of an enclosure or another animal. Size of groups and space per animal for group pens that calves are initially placed into should be considered as is done with weaned dairy calves to reduce stress caused by competition for food and space. Determination of area requirements should be based on body size, head height, stage of life cycle, behavior, health, and weather conditions. (Guide for the Care and Use of Agricultural Animals in Research and Teaching 2010). Draft control within a group pen should be accomplished by draft barriers (Raising Dairy Replacements, 2003).

Diets should be formulated to meet nutrient requirements for both maintenance and growth (National Research Council, 2001).

Veal farmers should work with a reputable nutrition expert to provide quality feed that meets the nutritional requirements of veal calves and contains the nutrition necessary to maintain health, growth and energy. Veal calves provided grain should be fed a high-quality starter that promotes rumen development. Feed should have proper protein and fat levels for the age and size of the calf. Feed mixing and distribution equipment should be designed to facilitate easy, thorough cleaning and sanitizing. Buckets, bottles and all equipment used for mixing or distributing feeds should be completely cleaned and sanitized daily between uses. Maximize water intake immediately upon arrival of the calves. All calves should have access to clean, fresh water to maintain proper hydration from the first day of life. All calves should have access to fresh water to maintain proper hydration from the first day of life. Feeding milk or replacer should not be a substitute for water. Provide sufficient space for group-fed calves that allows all animals to feed at the same time or sufficient quantities of feed are available for all animals during a 24-hour

period. (Veal Quality Assurance, 2018) [Veal Quality Assurance](#)

Transportation: Safety and comfort should be the primary concerns in the transportation of any animal. A delay or cancellation of transport should occur for animals that appear unhealthy, dehydrated, or exhausted and unfit to withstand travel (American Association of Bovine Practitioners, 2014). Animals should be provided with adequate ventilation and a floor surface to minimize slipping. Animal injuries, bruises, and carcass damage can result from improper handling of animals during transport. Recommendations on facility design for loading and unloading trucks and restraint of animals have been published (Grandin 2000, Cattle Handling and Transport, 2007, Modern Veal Production, 1989). Transport and handling stresses can be aggravated greatly by adverse weather conditions, especially when the weather is changing rapidly. Water and feed should be readily available for long trips as described in Federal Regulations (the Transportation of Animals statute from the U.S. Code 49 USC Sec. 80502 Reference).

RECOMMENDATIONS FOR THE ENVIRONMENT

A clean, dry, draft-free building or outside surrounding is recommended for animal comfort and performance. For enclosed “warm” buildings, ventilation rates in winter should be sufficient to remove moisture produced in the building. Rates should be increased as the weather warms to provide temperature control. Recommendations for calculating ventilation rates are similar to those for dairy calves in warm housing (Midwest Plan Service, 2000, Gooch, C. 2003). It is important that the building air inlets are properly positioned and can supply the airflow for the exhaust fans when veal calves are housed indoors.

Thermostats can be effectively used for automatic control of the fans and temperature. Heating and ventilation systems should be planned simultaneously. Control of temperature is important to the health of calves and is a factor in feed conversions. Michigan's climate can be erratic; therefore, producers should attempt to provide a comfortable temperature and level of relative humidity. Sudden fluctuation in temperature should be avoided.

During daylight periods, natural or artificial indoor lighting intensity should allow for every housed calf to be seen clearly for inspection.

FACILITIES AND EQUIPMENT

The internal surfaces of barns and holding systems for veal calves should be made of materials that can be cleaned and disinfected effectively and routinely. Surfaces of barns, stalls, pens, and other equipment accessible to the calves should have no sharp edges or projections. All floor surfaces should be designed, constructed, and/or maintained to avoid injury or stress to the calves.

HEALTH CARE AND MEDICAL PROCEDURES

Proper care of animals includes the establishment of a health program that emphasizes disease prevention. Veal farmers, including those participating in organic programs, should establish a valid veterinarian/client/patient relationship with a licensed veterinarian to assist them in providing proper health care to their animals. An ongoing preventive health program designed for each farm by the veterinarian and producer will result in healthy animals. This includes a veterinarian designed vaccination program. Appropriate health care involves: 1) methods to prevent, control, diagnose, and treat diseases and injuries; 2) training and guidance to animal caretakers on appropriate antibiotic therapy; 3) instruction on proper handling of pharmaceuticals and biologicals and withdrawal times; and, 4) accurate record keeping systems with proper animal identification. All confined animals should be observed daily for signs of illness, injury, or unusual behavior. Management practices to reduce the risk of introduction and spread of infectious disease should be implemented. Preventive and therapeutic health programs and medical procedures should follow a veterinarian's recommendation.

Castration and dehorning are not necessary practices in raising veal calves. Additionally, hormone implants are prohibited.

Pharmaceutical Use: To ensure continued human and animal the US Food and Drug Administration (FDA) Center for Veterinary Medicine (CVM) has developed a 5 year Veterinary Stewardship Plan designed to slow the emergence of antimicrobial resistance that can arise from the use of antibiotics in animals while ensuring safe and effective use of medically important antibiotic use in animals and humans. Medically important antibiotics include cephalosporins, gentamicin, lincomycin, oxytetracycline, penicillin G procaine and benzathine, sulfadimethoxine, sulfamethazine and tylosin, are important to both human and animal health. The intent of this legislation is to ensure that these drugs are used under veterinary supervision, reducing the chance for antimicrobial resistance in humans.

As of June 11, 2023, the FDA expects that all over the counter (OTC) medically important antibiotics in dosage forms such as injectable, intramammary, and boluses, approved for use in animals (both food-producing and companion), will require a prescription from the veterinarian with whom they have a valid VCPR to purchase the drugs. The following statement will be included on the label ***“Caution: Federal law restricts this drug to use by or on the order of a licensed veterinarian”***.

It is imperative that those engaged in raising livestock and poultry for human consumption understand the prudent and legal use of pharmaceutical products. To help ensure that health and welfare of livestock and poultry and the safety of food they produce for the public, a veterinary-client-patient relationship (VCPR) is highly recommended. In most cases, a valid VCPR is mandatory for acquiring and using pharmaceutical products in food producing animals, [ie. veterinary feed directive and medically important antimicrobial drugs](#). Michigan currently follows the federal definition for a VCPR which states that a VCPR is considered valid if the following is observed

(Code of Federal Regulations 530.3)

<http://www.fda.gov/AnimalVeterinary/DevelopmentApprovalProcess/ucm460406.htm>):

1. A licensed veterinarian has assumed the responsibility for making medical judgments regarding the health of (an) animal(s) and the need for medical treatment, and the client (the owner of the animal or animals or other caretaker) has agreed to follow the instructions of the veterinarian;
2. there is sufficient knowledge of the animal(s) by the veterinarian to initiate at least a general or preliminary diagnosis of the medical condition of the animal(s); and,
3. the veterinarian is readily available for follow-up in case of adverse reactions or failure of the regimen of therapy. Such a relationship can exist only when the veterinarian has recently seen and is personally acquainted with the keeping and care of the animal(s) by virtue of examination of the animal(s), and/or by medically appropriate and timely visits to the premises where the animal(s) are kept.

Non-Ambulatory (Downed) Calves: A prompt examination should be performed on non-ambulatory animals to determine whether extended care or euthanasia is recommended. If the animal is not in extreme distress and continues to eat and drink, it is recommended that the producer contact a veterinarian for assistance/advice and provide food, water, shelter, and appropriate nursing care to keep the animal comfortable. If the animal is in extreme distress and the condition is obviously irreversible, the animal should be euthanatized immediately. Downed animals should be moved carefully to avoid compromising animal welfare. Dragging downed animals is unacceptable. Non-ambulatory animals must not be sent to a livestock market or to a processing facility.

Euthanasia: Animals that are seriously injured or ill and show no promise for recovery should be euthanized immediately. Farmers should consult with their veterinarian to determine the options and guidelines for euthanizing such animals in accordance with practices outlined by the American Vet Medical Association (AVMA) Guidelines on Euthanasia (American Veterinary Medical Association, 2020) and state law.

Depopulation: AVMA definition of the term depopulation refers to the rapid destruction of a population of animals in response to urgent circumstances with as much consideration given to the welfare of the animals as practicable. Farmers should consult with their veterinarian to determine the options and guidelines for depopulation such animals in accordance with practices outlined by the American Vet Medical Association (AVMA) Guidelines on Depopulation (American Veterinary Medical Association, 2019 Edition) and state law.

Dead Animal Disposal: Whether there is an individual animal or mass depopulation of animals, each farm should have a plan on file to manage animal tissue, whole carcasses, or portions thereof, must be disposed of according to the Michigan Bodies of Dead Animal Act, Act 239 of 1982, Amended Act No. 311, Public Acts of 2008, December 18, 2008.

REFERENCES

American Association of Bovine Practitioners. 2014. Transportation Recommendations for Cattle. http://www.aabp.org/resources/aabp_guidelines/transportationguidelines-03-11-2014.pdf (Visited 7/8/2022)

American Veterinary Medical Association. 2020. AVMA guidelines for the euthanasia of animals: 2020 Edition. Available at: <https://www.avma.org/sites/default/files/2020-01/2020-Euthanasia-Final-1-17-20.pdf> (Visited 7/8/2022)

American Veterinary Medical Association. 2019. AVMA guidelines for the depopulation of animals: 2019 Edition. Available at: <https://www.avma.org/sites/default/files/resources/AVMA-Guidelines-for-the-Depopulation-of-Animals.pdf>. (Visited 7/8/2022)

Cattle Handling and Transport, 3rd Ed. 2007. Grandin T, Ed. CABI International.

FDA Stewardship Plan. Available at: <https://www.fda.gov/animal-veterinary/cvm-updates/fda-delivers-progress-update-5-year-veterinary-stewardship-plan-publishes-report-about-antimicrobial>

Gooch, C. 2003. Effective Natural Ventilation Strategies. <https://ecommons.cornell.edu/handle/1813/36956>. (Visited 7/8/2022)

Grandin, T. 2000. Behavior of cattle, pigs, buffalo, and antelope during handling and transport. <http://grandin.com/behaviour/transport.html>. (Visited 7/8/2022)

Guide for the Care and Use of Agricultural Animals in Research and Teaching, Third Edition, January 2010. Federation of Animal Science Societies. https://www.aaalac.org/about/Aq_Guide_3rd_ed.pdf. (Visited 7/8/22)

Michigan Bodies of Dead Animal Act. 2008. http://www.michigan.gov/mda/0,1607,7-125-48096_48404---,00.html. (Visited 7/8/22)

Modern Veal Production: Industry Perspective. 1989. National Live Stock and Meat Board. pp. 29-30. Chicago, IL.

National Research Council. 2001. Nutrient Requirements of Dairy Cattle. Seventh Rev. Ed. National Academy Press, Washington, DC.

Raising Dairy Replacements. 2003 Midwest Plan Service

Schwartz, A. 1990. The Politics of Formula-fed Veal Calf Production. 1990. Journal of American Veterinarian Medical Association. 196: 1578-1586.

The Welfare of Veal Calves: A Review of the Scientific Evidence, 1994. Jeffrey Rushen. The Centre for the Study of Animal Welfare. University of Guelph, Guelph, Ontario, Canada

Transportation of Animals. 2006. 49 USC Sec.80502.

<https://www.govinfo.gov/app/details/USCODE-2008-title49/USCODE-2008-title49-subtitleX-chap805-sec80502> (visited 7/8/22)

James, Bob, Kayla Machado, Alyssa Dietrich. 2017. Group Housing Systems for Calves, Facilities, Equipment, Protocols and Personnel. Proceedings Western Dairy Herd Management Conference.

Veal Quality Assurance, 2018. [Veal Quality Assurance \(Visited 7.8.2022\).](#)

SWINE

MANAGEMENT OVERVIEW

In Michigan, swine can be raised humanely in a variety of production systems, provided they are given ample protection from extreme cold, excessive wind, solar radiation, and precipitation. Production systems used include: 1) environmentally controlled buildings in which the pigs remain inside; 2) open front buildings that permit the pigs to go outside; and 3) outside lot or pasture production with portable shelters. Well maintained facilities and sound management practices optimize animal comfort and well-being regardless of the type of production system. The swine care practices described herein are relative to domestic swine production. National Pork Board - Swine Care Handbook, Pork Quality Assurance Plus (PQA Plus), Youth Quality Assurance and Transport Quality Assurance programs are available to swine producers wanting additional information on swine management and production (<https://www.pork.org/production>).

MANAGEMENT PRACTICES

Observation: Pigs must be observed daily, but more frequently during specific events such as farrowing-or recovery from illness. Drinkers and feeders must be monitored to make sure pigs have access to both fresh water and feed. Pigs should be examined for signs of health problems, physical discomfort, or injuries. Facilities need to be inspected to be sure they are functioning properly. Producers need to be aware of these responsibilities during normal work hours, nights, holidays, and weekends. Caretakers are encouraged to adopt neutral or positive animal interactions to improve the well-being of the pigs.

Managing Sick and Injured Animals: With daily observations, caretakers can develop a method for tracking and identification of healthy and non-healthy pigs. A pig is considered non-ambulatory if it cannot get up or if unable to stand without support and unable to bear weight on two of its legs. Handling of non-ambulatory pigs should include equipment appropriate for size and age and condition of the animal. Dragging of conscious animals by any body part is unacceptable, however in the rare case whereby a pig must be moved from a life-threatening situation. In addition, a caretaker might have to reposition a pig to perform the euthanasia safely and effectively.

Identification and Records: Pigs may have some form of identification that can be easily read. These identification methods may include ear notches, ear tattoos, electronic transponders, ear tags, body tattoos, or by temporary mark. Pigs not individually identified but kept in groups can be identified as a group by using group identification. Identification is important to maintain records and track pigs as they are moved through the various production phases. Several types of management records that may be kept include health programs, housing location, genetic lineage, and nutrition. The farm should

have its own premise identification number (PIN) assigned for the appropriate tracking of diagnostic submissions and other regulatory purposes such as a VFD.

Piglet care: After birth, any of the following procedures may be performed on piglets by a skilled individual as a part of routine husbandry or to help reduce the risk of disease and infections: disinfection of navel, clipping or grinding of needle teeth tips, supplementing iron by injection or orally, docking of tail, identifying permanently, and castrating males.

Herd Health Management Program: The overall goals of a herd health program are to eliminate or minimize disease by reducing exposure or controlling existing disease. The management plan should include Standard Operating Procedures (SOP) and compliance for biosecurity, vaccination, daily observation, timely euthanasia, vector control, pig flow, entry and culling, management of compromised pigs, treatment and mortality records.

Nutrition: Livestock should have access to clean drinking water. Swine are raised on a variety of feeds. Feedstuffs should be free from harmful molds, mycotoxins, or impurities. If the presence of any of these substances or organisms is suspected, samples should be submitted for laboratory testing. Feed with unrecognized nutritional value and lacking in wholesomeness should not be used. The diet should meet the nutritional needs to support the intended performance of swine in a given phase of production (i.e., age specific growth, pregnancy, lactation, active and inactive breeding males).

High intake of rations may cause excessive weight gain during gestation. Sows allowed ad libitum access to feed will become obese negatively impacting her ability to raise born piglets. Restriction of energy intake is suggested for gestating females. This may be done by decreasing daily feed intake, adding fiber to the diet, or feeding everyone to three days. This is also true for boars. Consult your specialist for suggestions on how to adjust feed intake for breeding animals. Pigs in other phases of production are generally given ad libitum access to feed and water.

Manure Management and Sanitation: Manure handling and utilization systems for swine facilities should conform to practices adopted by the Michigan Agriculture Commission in its document entitled *GAAMPs for Manure Management and Utilization*.

Pigs should be kept comfortable and healthy. Defecating and resting preferences should be considered in designing facilities and in the day-to-day operation of those swine facilities. The frequency of manure removal from swine facilities is dependent on several factors including: pen size, animal density, temporary manure storage capacity and flooring type. Building interiors, corridors, storage space, and other work and production areas should be kept clean and free of any sharp edges or protrusions which may cause injury to pigs passing by.

Animal Handling: An understanding of the behavioral characteristics of pigs will aid in handling and moving of swine, as well as increase productivity, improve meat quality, and help reduce undesirable stress. At all stages, pigs should be handled with care,

gentleness, time for acclimation, time for rest, and patience. Pigs have wide angle vision in excess of 330 degrees. Although this allows them to almost see behind themselves completely without turning their heads, it also causes them to be sensitive to sharp contrasts in light and dark. Pigs may balk if they encounter shadows, puddles, bright spots, a change in flooring type or texture, drains, metal grates, or flapping objects.

Pigs will stop when a solid barrier is placed in front of them. Small portable panels will allow efficient moving and sorting. A light aluminum, plastic or wood panel is useful in separating pigs from a pen.

For physical examination, collection of samples, and other clinical procedures, pigs can be restrained manually or with handling aids, such as snout snares, restraint stocks or stalls. It is important that these devices be the right size and designed for the pig being held and that they are operated properly to minimize injury.

Zero Tolerance for pig abuse or purposeful neglect: At all levels of production, training must emphasize that there will be zero tolerance for pig abuse or purposeful neglect. Egregious acts of abuse include, but are not limited to:

- Intentionally applying electric prods to sensitive parts of the animal such as the eyes, ears, nose, genitals, or rectum. Excessive prod use could qualify as a willful act of abuse.
- Malicious hitting/beating of an animal. This includes forcefully striking an animal with closed fist, foot, handling equipment (e.g., sorting board, rattle paddle, etc.), or other hard/solid objects that can cause pain, bruising or injury.
- Driving pigs off high ledges, platforms or steps while moving, loading, or unloading (animals are falling to the ground).
- Dragging of conscious animals by any part of their body except in the rare case where a non-ambulatory animal must be moved from a life-threatening situation. Non-ambulatory pigs may be moved by using a drag mat.
- Purposefully dropping or throwing animals.
- Causing physical damage to the snout or tusks of a boar as a means to reduce aggression (this excludes nose ringing and tusk trimming).
- Failure to provide food, water, and care that results in significant harm or death to animals. This includes the intentional failure to provide food, water or care that falls outside of normal husbandry practices and would reasonably be considered neglect.

Transportation: Recommendations of facility design for loading and unloading trucks have been published (Grandin, 1988 and 2000) and by the National Pork Board. Prior to loading all pigs should be assessed for fitness for transport. Weak, sick, or fatigued pigs should not be loaded or transported with healthy ones. Appropriate steps should be taken immediately to segregate sick pigs and care for their special needs. Injuries and bruises can result when pigs are improperly managed during loading and transport. Lights inside a building or inside a truck will attract pigs because they have a tendency to move from a

darker area to a more brightly lit area. Funnel shaped pens should not be used to load pigs because pigs have a tendency to continue to press forward. Loading ramps with solid sides are more efficient than "see through" sides because they decrease distractions.

Safety and comfort should be a primary concern when transporting pigs. When pigs are transported, ventilation should be adequate, and the floor should be slip-resistant. Animals should be shipped in groups of uniform weight and provided with adequate space (Grandin, 1988; Grandin, and Shultz-Kaster, 2001). Truck beds should be clean and equipped with a non-slip floor.

Transport stresses can be intensified by adverse weather and wide temperature fluctuations. Correct adjustment of panels, bedding and pig density are important factors to reduce stress and improve welfare (See National Pork Board – Transport Quality Assurance® (**TQA**®) recommendations).

Hot weather is a time for particular caution. While in transit in warm weather, pigs should be protected from heat stress by being shaded, wetted, and bedded with wet sand or shavings. Prompt unloading in hot weather is essential because heat builds up rapidly in a stationary vehicle.

During transportation in cold weather, pigs should be protected from cold stress. Wind protection should be provided when the air temperature drops below 32°F, but ventilation must always be adequate. When trucks are in transit in cold weather for more than a few minutes, pigs should be bedded with sufficient material that has high insulating properties. Water and feed should be readily available for long trips as described in the Transportation of Animals statute from the U.S. Code (49 USC Sec. 80502).

Truck beds should be clean and dry and equipped with a bedded, non-slip floor.

RECOMMENDATIONS FOR THE ENVIRONMENT

Production systems should be designed with consideration of the environment of the pigs, the protection of air and water, and the working environment of the producer and employees.

Social: All classes and groups of pigs form an order of social dominance. These orders are formed by competition soon after birth or when the pigs are first grouped together. Addition of new pigs or regrouping of pigs will usually lead to reestablishment of social order. Adult boars that have not been living together should not be regrouped.

Females can be bred to farrow at any time of the year. Three mating options are: 1) pen mating (placing a boar with a group of sows without observation of mating); 2) attended or hand mating; and, 3) artificial insemination (utilizing semen collected from boars).

During gestation sows may be housed individually or in groups (CAST, 2009). Resolution 3 of the American Association of Swine Veterinarians, and the American Veterinary Medical Association states: The American Veterinary Medical Association supports the use of sow housing configurations that: 1) minimize aggression and competition between sows; (2) protect sows from detrimental effects associated with environmental extremes, particularly temperature extremes; 3) reduce exposure to hazards that result in injuries; 4) provide every animal with daily access to appropriate food and water; 5) facilitate observation of individual sow appetite, respiratory rate, urination and defecation, and reproductive status by caretakers; and, 6) allow sows to express most normal patterns of behavior (Vet Med Today: Sow Housing Task Force, 2005). Public Act No. 117 of October 12, 2009, requires, by April 1, 2020, all gestating sows be housed so that they are able to fully extend their limbs and turn around freely. Sows may be housed in individual pens or stalls which are large enough to do so, until they are determined pregnant. For further information on this enactment and exemptions see Rozeboom et al. (2019). Housing in groups in pens may be most easily applied and affordable. When housed in pens and in groups, pregnant sows may be fed to meet all nutrient requirements by providing a variable number of meals per day using one or more of the following methods: clean solid flooring, a common trough, in individual feeders within individual feeding stalls, controlled access to a self-feeder, or an electronic sow feeder.

Sows can farrow in pens, farrowing stalls, or pasture huts. Pens and pasture huts allow the sow to move around freely but may result in higher newborn piglet death loss because the sow may accidentally crush her newborn piglets (McGlone and Blecha, 1987; Stevermer, 1991). Stalls allow the sow to stand, lie, eat, and drink, but not to turn around. Restricting the movement of the sow in some manner during lactation allows the piglets more opportunity to escape being crushed when the sow lies down.

Weaning most often takes place at 2 to 5 weeks of age. Weaned pigs should be provided a warm, dry, and draft free environment and proper nutrition. Growing pigs should be provided space as summarized by **Pork Quality Assurance® Plus (PQA Plus)** .

Thermal: With outdoor production, trees can provide adequate shade. Facilities to provide shade can be constructed to also serve as protection from wind and cold during winter. Adequate dry bedding must be maintained during cold weather.

Ventilation typically is the primary means of maintaining the desired air temperature and humidity and gas concentrations for pigs housed inside of buildings. The amount of ventilation depends on the size, number, type, age, and dietary regimen of the pigs, the manure management system, and atmospheric conditions.

Appropriate, effective temperatures ranges for pigs have been summarized by the National Pork Board (2018).

Air quality: Air quality refers to the effects that the air has on the health and well-being of animals. Gases, dusts, and microorganisms are present in pig facilities, and, to a lesser

extent, in outdoor operations. Harmful amounts of gases and dust in the air should be avoided in or around buildings (Meyer et al., 1991). Acceptable air quality can usually be achieved with proper ventilation and air distribution, regular cleaning and sanitation, feed dust control, and manure gas control.

Photoperiod: Lighting should give enough illumination to permit practicing good husbandry, inspecting the pigs adequately, maintaining their well-being, and working safely (ASABE, 2005; Clarke and Chambers, 2006). Compared with some species, the domestic pig is less sensitive to its environmental lighting and no particular daily photoperiod regimen is necessary.

FACILITIES AND EQUIPMENT

Swine housing systems may be as simple as a fenced pasture with man-made shelters, or they may be much more complex. Whatever the system, it should be appropriate for the age of the pigs and the local climate. In enclosed structures, the system should be capable of maintaining environmental conditions within an acceptable range of temperature, humidity, chemical emissions and particulates. Descriptions of cold and warm housing systems have been given by the National Pork Board (2018).

Swine facilities should conform to applicable building codes unless deviations and variances are justified and approved. Physical facilities should be well maintained and clean. Facilities and equipment should be inspected, repaired, and maintained regularly to provide a safe environment for animals and people. The MWPS publications and publications of other organizations provide guidance for planning, specifications, cost estimates, and construction of commercial agricultural swine facilities in different parts of the U.S.

Feeders and waterers: Feeders should provide adequate access to feed. Feeders should be cleaned regularly to prevent feed accumulation and spoilage, and be maintained with no rough edges to injure the pigs. Waterers should be positioned to ensure pigs have adequate access.

HEALTH CARE AND MEDICAL PROCEDURES

Adequate health care is an essential part of a pork production enterprise. Appropriate health care involves: methods to prevent, control, diagnose and treat diseases and injuries; training of and guidance to animal caretakers on antibiotic therapy; instruction on proper handling of pharmaceuticals and biologicals and withdrawal times; and adequate record keeping programs. Animals should be observed daily for signs of illness or injury.

Methods of prophylaxis, diagnosis, therapy, and disease control should follow a herd health monitoring program based on Good Production Practices outlined in the PQA Plus practices. Animals should receive appropriate treatment even if marketing must be delayed or forgone due to withdrawal time indicated by the product. Assistance of a veterinarian in establishment of a health care program is recommended. Organic

production programs should work with a veterinarian to ensure adequate protection and treatment for sick animals.

Pharmaceutical Use: To ensure continued human and animal the US Food and Drug Administration (FDA) Center for Veterinary Medicine (CVM) has developed a 5 year Veterinary Stewardship Plan designed to slow the emergence of antimicrobial resistance that can arise from the use of antibiotics in animals while ensuring safe and effective use of medically important antibiotic use in animals and humans. Medically important antibiotics include cephalosporins, gentamicin, lincomycin, oxytetracycline, penicillin G procaine and benzathine, sulfadimethoxine, sulfamethazine and tylosin, are important to both human and animal health. The intent of this legislation is to ensure that these drugs are used under veterinary supervision, reducing the chance for antimicrobial resistance in humans.

As of June 11, 2023, the FDA expects that all over the counter (OTC) medically important antibiotics in dosage forms such as injectable, intramammary, and boluses, approved for use in animals (both food-producing and companion), will require a prescription from the veterinarian with whom they have a valid VCPR to purchase the drugs. The following statement will be included on the label ***“Caution: Federal law restricts this drug to use by or on the order of a licensed veterinarian”***.

It is imperative that those engaged in raising livestock and poultry for human consumption understand the prudent and legal use of pharmaceutical products. To help ensure that health and welfare of livestock and poultry and the safety of food they produce for the public, a veterinary-client-patient relationship (VCPR) is highly recommended. In most cases, a valid VCPR is mandatory for acquiring and using pharmaceutical products in food producing animals, [ie. veterinary feed directive and medically important antimicrobial drugs](#). Michigan currently follows the federal definition for a VCPR which states that a VCPR is considered valid if the following is observed (Code of Federal Regulations 530.3)

(<http://www.fda.gov/AnimalVeterinary/DevelopmentApprovalProcess/ucm460406.htm>):

1. A licensed veterinarian has assumed the responsibility for making medical judgments regarding the health of (an) animal(s) and the need for medical treatment, and the client (the owner of the animal or animals or other caretaker) has agreed to follow the instructions of the veterinarian;
2. there is sufficient knowledge of the animal(s) by the veterinarian to initiate at least a general or preliminary diagnosis of the medical condition of the animal(s); and,
3. the veterinarian is readily available for follow-up in case of adverse reactions or failure of the regimen of therapy. Such a relationship can exist only when the veterinarian has recently seen and is personally acquainted with the keeping and care of the animal(s) by virtue of examination of the animal(s), and/or by medically appropriate and timely visits to the premises where the animal(s) are kept.

Euthanasia: Animals that are seriously injured or ill and show no promise for recovery should be euthanized immediately. Farmers should consult with their veterinarian to determine the options and guidelines for euthanizing such animals in accordance with practices outlined by the American Vet Medical Association (AVMA) Guidelines on Euthanasia (American Veterinary Medical Association, 2020) and state law.

Depopulation: AVMA definition of the term depopulation refers to the rapid destruction of a population of animals in response to urgent circumstances with as much consideration given to the welfare of the animals as practicable. Farmers should consult with their veterinarian to determine the options and guidelines for depopulation such animals in accordance with practices outlined by the American Vet Medical Association (AVMA) Guidelines on Depopulation (American Veterinary Medical Association, 2019 Edition) and state law.

Dead Animal Disposal: Whether there is an individual animal or mass depopulation of animals, each farm should have a plan on file to manage animal tissue, whole carcasses, or portions thereof, must be disposed of according to the Michigan Bodies of Dead Animal Act, Act 239 of 1982, Amended Act No. 311, Public Acts of 2008, December 18, 2008.

REFERENCES

ASABE, 2005. Lighting Systems for Agricultural Facilities. ASAE EP344.3 JAN2005

American Association of Swine Veterinarians. 2020. Recommendations for the Depopulation of Swine. Available at: <https://aasv.org/Resources/welfare/> (Visited 7.28.2022)

American Veterinary Medical Association. 2020. AVMA guidelines for the euthanasia of animals: 2020 Edition. Available at: <https://www.avma.org/sites/default/files/2020-01/2020-Euthanasia-Final-1-17-20.pdf> (Visited 7.28.2022)

American Veterinary Medical Association. 2019. AVMA guidelines for the depopulation of animals: 2019 Edition. Available at: <https://www.avma.org/sites/default/files/resources/AVMA-Guidelines-for-the-Depopulation-of-Animals.pdf>. (Visited 7.28.2022)

Clarke, S. and R. Chambers. 2006. Energy Efficient Swine Lighting. Ontario Ministry of Agriculture, Food and Rural Affairs Factsheet 717.

Council for Agricultural Science and Technology (CAST). 2009. Scientific Assessment of the Welfare of Dry Sows Kept in Individual Accommodations. Issue Paper 42. CAST, Ames, IA.

FDA Stewardship Plan. Available at: <https://www.fda.gov/animal-veterinary/cvm-updates/fda-delivers-progress-update-5-year-veterinary-stewardship-plan-publishes-report-about-antimicrobial>

Grandin, T. 1988. Livestock Trucking Guide. Livestock Conservation Institute, Madison, WI.

Grandin, T. 2000. Behavior of cattle, pigs, buffalo, and antelope during handling and transport. <http://grandin.com/behaviour/transport.html> (Visited 7.28.2022)

Grandin, T. and C. Shultz-Kaster. 2001. Handling Hogs. PIH-116, Pork Industry Handbook. Coop. Ext. Serv., Purdue Univ., W. Lafayette, IN.

Vet Med Today: Sow Housing Task Force – Rhodes, R, Tracy, Michael C. Appleby, Kathy Chinn, Lawrence Douglas, Lawrence D. Firkins, Katherine A. Houpt, Christa Irwin, John J. McGlone, Paul Sundberg, Lisa Tokach, Robert W Wills. 2005. A comprehensive review of housing for pregnant sows. J Am Vet Med Assoc. Nov 15;227(10):1580-90. doi: 10.2460/javma.2005/227.1580.

McGlone, J.J., and F. Blecha. 1987. An Examination of the Behavioral, Immunological and Reproductive Traits in Four Management Systems for Sows and Piglets. Appl. Anim. Behav. Sci. 18:269-296.

Meyer, V. M., L. Bynum-Driggers, K. Ernest, and D. Ernest. 1991. Swine growing-finishing units. PIH-11, Pork Industry Handbook. Coop. Ext. Serv., Purdue Univ., W. Lafayette, IN.

Michigan Agriculture Commission. Generally Accepted Agricultural and Management Practices for Manure Management and Utilization. Lansing, MI.

Michigan Bodies of Dead Animal Act. 2008. http://www.michigan.gov/mda/0,1607,7-125-48096_48404---,00.html (Visited 7.28.2022)

Midwest Plan Service. 1983. Swine Housing and Equipment Handbook. 4th Edition. Midwest Plan Service, Iowa State Univ., Ames, IA.

Midwest Plan Service. 1993. Livestock Waste Facilities Handbook. Midwest Plan Service, Iowa State Univ., Ames, IA.

Midwest Plan Service. 2006 Wiring Handbook for Rural Facilities. Midwest Plan Service, Iowa State Univ., Ames, IA.

National Pork Board. 2018 Swine Care Handbook. Des Moines, IA.

On-Farm Euthanasia of Swine – Recommendations for the Producer. 2016. National Pork Board, Des Moines, IA.
(<http://www.porkcdn.com/sites/porkorg/library/2016/11/2016-On-Farm-Euthanasia-of-Swine.pdf>). (Visited 7.28.2022)

Pork Quality Assurance® Plus (PQA Plus) <https://porkcheckoff.org/certification-tools/training-certification/pqa-plus/>. Visited 7.24.2022

Rozeboom, D., Ferry E., Swanson, J., Benjamin, M. 2019. Michigan's Pork Industry future: No more gestation stalls as of April 1, 2020.
(<https://www.canr.msu.edu/news/michigan-s-pork-industry-future-no-more-gestation-stalls-as-of-april-1-2020>). (Visited 7.28.2022).

Stevermer, E.J., 1991. 1990 Swine Enterprise Record. ASB:EJS-185. Iowa State University, Ames, IA.

Transportation of Animals. 2011. 49 USC Sec. 80502
<https://www.gpo.gov/fdsys/granule/USCODE-2011-title49/USCODE-2011-title49-subtitleX-chap805-sec80502>. (Visited 7.24.2022)

Transport Quality Assurance® (TQA®). <https://porkcheckoff.org/certification-tools/training-certification/tqa/> (Visited 7.24.2022).

EQUINE

MANAGEMENT OVERVIEW

The equine industry in Michigan is large and diversified. Management systems include breeding farms; training facilities; show, exhibition, and racing enterprises; mare and foal operations; transportation companies; horses used for work on farms or for transportation; boarding stables, pleasure horse operations and riding stables. Equine management systems include operations with only a few animals to those with several hundred on one premise. The industry has statewide distribution, and the various components are integrated to provide specialized services. The show and racing operations accommodate horses throughout the country; therefore, a large number of horses are transported into and out of this state on a regular basis.

The seasonal changes and climate extremes of this state present possible management and health problems which need to be considered and managed. Housing and pasture systems may vary and be modified to meet the needs of the enterprise, to use existing facilities, and to be economically feasible. Emphasis on safety and minimizing stress, are important factors when transporting one or several horses. Herd health, disease prevention and emergency care programs should be individually developed and implemented for each equine operation. These programs need to be reviewed and modified as disease potential and needs change. Since horses are athletes and perform different tasks, nutritional programs need to meet the growth and performance requirements of each horse.

Federal and state laws concerning horse protection, animal cruelty, riding stables, and sale barns need to be understood by the industry and individual horse owners, complied with, and enforced.

MANAGEMENT PRACTICES

Nutrition: Proper nutrition is important in maintaining health. Nutritional demands vary depending on age, size, and use. The amount and composition of feed required is governed by body weight, individual metabolism, age, pregnancy, lactation, and the amount of work the animal does. Horses need to be adequately fed to maintain their body weight and health; however, idleness, overfeeding and obesity are undesirable and may lead to health issues including insulin dysregulation and laminitis. Horses are kept for a much longer time than most farm animals and feeding programs should support the development of sound feet and legs that will sustain a long and athletic life.

Nutritional demands are usually met with good quality, hay and pastures combined with grains and supplements as needed to balance the diet. To maintain optimum health, most mature horses should derive the majority of their nutrition from good quality

roughage, typically 1.5-2.0% of their weight in roughage daily. There may be exceptions to this forage intake, however, based on individual and workload. Horses utilize pasture, hay or other roughages more efficiently than do other non-ruminants; however, consistency and nutrient quality are essential for optimum productivity and health. Because horses are particularly sensitive to toxins found in spoiled or contaminated feeds, grains and roughages should be of good quality and free from visible mold and toxic plants or ionophores found in medicated feeds for other livestock species and poultry. Feeding of dusty feeds should be kept to a minimum because of their tendency to initiate or aggravate respiratory problems.

When horses are fed in groups, adequate feeding space should be provided so that dominant animals do not prevent others from eating. Horses should be fed regularly, and since they have a relatively limited capacity for roughage at any one time, they should have frequent access to it. A horse should be rested after eating large grain meals before strenuous work starts.

Availability of clean water is essential. Water requirements depend largely upon environment, amount of work being performed, the nature of the feed, and the physiological status of the horse. For example, a 500 kg (1100-pound) idle adult horse in a moderate climate fed a hay diet, will typically drink 40 liters (12 gallons) of water per day. Extreme water temperatures (very hot or cold) may reduce water intake and lead to dehydration. Horses should be offered water during long exercise bouts and immediately following exercise and several hours throughout the recovery period.

Transportation: Trailers and vans should be free of protruding objects on the sides and top and should be of adequate height for the animal. When appropriate, protective devices such as helmets, leg wraps, boots, blankets, and tail wraps can be used to further protect the animal from injury.

Available hay in the trailer will help prevent boredom during transit. Suitable non-slippery flooring, e.g., rubber mats, straw, shavings, or a combination of these, should be available for transits. The vehicle exhaust system should not pollute the air inside the trailer. When trips are over 24 hours, an ample rest stop, fresh feed and water should be given. On shorter trips, a walking rest stop with water may be appropriate depending on the length of the trip. The ability to lower their head during transit (especially long distance) may reduce the incidence of shipping fever. Seriously debilitated or non-ambulatory animals should not be transported unless they can be appropriately accommodated without further injury or distress and the purpose of transport is to obtain medical care. A delay or cancellation of transport should occur for animals that appear unhealthy, dehydrated, or exhausted and unfit to withstand the travel.

For the safety of the equine and handlers, the tranquilization of horses during transit is acceptable. Products should be administered by a person knowledgeable about the product and in consultation with a veterinarian. Administration of mineral oil may be helpful in preventing intestinal stasis during long trips.

Training: Horses in training, exhibition, racing and work should be treated in a humane manner. The acceptable standards for training, exhibition, racing and work are those which an informed and recognized equine association (e.g., United States Equestrian Federation Rule Book, 2021, and American Quarter Horse Association Official Handbook, 2021) has developed and shall be in compliance with the Federal Horse Protection Act and Michigan cruelty to animals laws.

RECOMMENDATIONS FOR THE ENVIRONMENT

Proper illumination in barns and indoor riding arenas are important for the convenience and safety of both the horse and the attendant.

As a rule, horse owners can obtain adequate housing for their horses with non-insulated buildings. In northern regions, insulated buildings and supplemental heat are more commonly used to protect the animals and attendants from severe winter weather. Healthy horses with adequate diet and good body condition only require protection from the wind. Heated barns may be used for show horses to keep them in show condition throughout the year. Overcrowding should be avoided to minimize injuries and parasite problems.

Pastures should have adequate shelter where horses can get out of the sun, wind, rain, and other inclement weather. These may include but are not limited to open barns, lean-tos, constructed windbreaks and woodlots. There should be enough space to accommodate all animals comfortably.

If horses are confined to small spaces, manure should be stored away from the horse housing to decrease fly and parasite exposure. The manure should be stored, transferred, and utilized in compliance to practices outlined by the GAAMP for Manure Management and Utilization.

FACILITIES AND EQUIPMENT

The basic purpose of horse housing is to provide an environment that protects the horses from temperature extremes, keeps them dry and out of the wind, eliminates drafts through the stables, provides fresh air in both winter and summer and protects the horses from injury. See reference section for more information on general housing requirements.

In cold non-insulated or insulated barns, fresh air is usually provided by natural air movement through wall openings and ridge vents or devices. Examples of wall openings may be small windows, wall panels or slots under the eaves. In tight, warm barns, fans, and spaced air inlets may be necessary. Adequate air exchange and distribution should be provided to remove moisture generated within the barn. If using supplemental heat, adequate ventilation will be required. Adequate air exchange and air distribution systems to provide adequate cooling should be provided during hot weather.

In most horse barns, some box stall space is necessary for sick animals, mares at foaling time and foals. Stall walls should be tight, smooth, and free of loose wires, protruding objects such as bolts and nails, and anything else that might injure the horse as it moves about and lies down. The walls should be flush with the floor, so a horse cannot get its feet under the partition. The walls should be constructed from material and in a manner that will withstand pushing and kicking from the horses and that, if damaged, will not become a potential hazard to the horse (e.g., a horse kicks a hole in sheet metal). Wooden kick boards should be placed at least up to 4 feet for the average 1000pound. horse. For riding horses (1000 pound. average) a typical box stall would be 10 feet by 10 feet. Stalls of 16 feet by 20 feet, or larger, are useful for foaling mares. Box stalls for ponies and miniature horses may be smaller, depending on the size of the animal.

Tie stalls require about half the area, use less bedding, are easier to clean than box stalls, and can often be constructed in existing buildings suitable for box stalls. A possible example of a typical tie stall is 5 feet by 9 feet (3 feet by 6 feet for ponies and miniature horses), although stall lengths up to 12 feet are often used. For either box stalls or tie stalls, construction materials must be strong enough to contain the animal.

Packed rock-free clay on a well-drained base makes comfortable and practical floors for stables. However, they are difficult to keep clean and must be renewed from time to time. Packed, crushed limestone makes a good stall surface in that it drains readily, has reduced maintenance, and has a reduced odor. Wood plank stall floors or wood block floors on concrete are preferred by some, but such floors are difficult to keep dry and free of odors. Concrete floors are the least desirable; and if used, a considerable amount of bedding is needed. Many stall floors, regardless of the stall base, are covered with some type of stall mat to reduce stall maintenance, bedding requirements and/or provide a more desirable surface for the horse to stand on. Floor finishes that are slippery should be avoided.

Common fencing materials are wood, pipe, PVC, electrical wire or tape, smooth, non-electrical wire, rubber belt, barbed wire, and woven wire (the mesh should be small enough that a horse or foal cannot get their feet through). The perimeter fence should provide an adequate physical barrier that is not dependent on electricity for containment. Electric fencing can be used as a psychological barrier to keep horses from leaning on the fence, reduce fighting over the fence or provide an interior fence. The fence should be free of sharp projections, such as nails, bolts and latches. Single or double strand wire fences may lack visibility and have the potential for severe cuts to horses entangled in them. More visible products are available for wire fencing or large strips of plastic or cloth can be tied to wire to increase visibility. Fences should be approximately 5 feet in height for light horses with additional height necessary for stallions and draft horses. Overcrowding in pastures and lots should be avoided to minimize injuries due to kicking and fighting.

Bands of horses may be housed in open sheds. If halters are left on in the pasture, they should be of a material that will break if the halter becomes caught on an object. (i.e., breakaway or thin leather halters).

Where animals are housed for any lengthy period, clean bedding should be provided regularly. Animals should be provided with daily exercise to maintain healthy skeletal – muscle system and reduce behavioral problems. Daily exercise could be in the form of free exercise provided by turnout or forced exercise like lunging or riding for at least 30 minutes per day.

HEALTH CARE AND MEDICAL PROCEDURE

Disease and injury prevention can best be achieved through nutritional management, adequate housing, vaccination programs, parasite control, cleanliness, and general equine husbandry in consultation with a veterinarian.

A healthy horse is active, drinks readily, has clear eyes and nose, a clean skin, and a good general body condition, without being excessively fat. A moderate body condition score of 4.5 – 6.5 ensures adequate energy reserves without excessive weight that could predispose a horse to nutritional or skeletal problems. The health of the horses should be routinely assessed to recognize appropriate signs of illness, so that care may be instituted. Management plays a significant role in the prevention of disease and injury.

A proper preventive vaccination program should be developed for individual horse needs. Effective vaccines are available to protect horses from fatal diseases including Tetanus, Encephalomyelitis, West Nile Virus, and Rabies. The manufacturer's and/or veterinarian's recommendations should be followed for all vaccines.

Internal parasitism is one of the most serious of all equine diseases. Parasitism is associated with general un-thriftiness, poor hair coat, and a high incidence of colic. Stable and pasture management can be helpful in parasite control. A parasite control program should be developed and implemented for each individual horse to limit the risk of developing and subsequent health issues. If grazing, appropriate grazing management strategies should be employed to minimize parasitic infestation.

Horses' teeth should be examined periodically and floated when necessary. Elongated enamel points on the teeth can cause trauma and constant irritation and result in improper chewing. Excessive salivation or dropping of feed from the mouth indicate the mouth should be examined and may indicate that dental care is needed.

Proper foot care is essential to maintain normal health of the foot and to prevent lameness. The hooves should be examined regularly and trimmed or shod as needed. For stabled horses, clean, dry bedding should be maintained. Excessive dryness of the hoof should be avoided.

Pharmaceutical Use: To ensure continued human and animal the US Food and Drug Administration (FDA) Center for Veterinary Medicine (CVM) has developed a 5 year Veterinary Stewardship Plan designed to slow the emergence of antimicrobial resistance that can arise from the use of antibiotics in animals while ensuring safe and effective use

of medically important antibiotic use in animals and humans. Medically important antibiotics include cephalosporins, gentamicin, lincomycin, oxytetracycline, penicillin G procaine and benzathine, sulfadimethoxine, sulfamethazine and tylosin, are important to both human and animal health. The intent of this legislation is to ensure that these drugs are used under veterinary supervision, reducing the chance for antimicrobial resistance in humans.

As of June 11, 2023, the FDA expects that all over the counter (OTC) medically important antibiotics in dosage forms such as injectable, intramammary, and boluses, approved for use in animals (both food-producing and companion), will require a prescription from the veterinarian with whom they have a valid VCPR to purchase the drugs. The following statement will be included on the label ***“Caution: Federal law restricts this drug to use by or on the order of a licensed veterinarian”***.

It is imperative that those engaged in raising livestock and poultry for human consumption understand the prudent and legal use of pharmaceutical products. To help ensure that health and welfare of livestock and poultry and the safety of food they produce for the public, a veterinary-client-patient relationship (VCPR) is highly recommended. In most cases, a valid VCPR is mandatory for acquiring and using pharmaceutical products in food producing animals. Michigan currently follows the federal definition for a VCPR which states that a VCPR is considered valid if the following is observed (Code of Federal Regulations 530.3)

<http://www.fda.gov/AnimalVeterinary/DevelopmentApprovalProcess/ucm460406.htm>):

1. A veterinarian has assumed the responsibility for making medical judgments regarding the health of (an) animal(s) and the need for medical treatment, and the client (the owner of the animal or animals or other caretaker) has agreed to follow the instructions of the veterinarian;
2. there is sufficient knowledge of the animal(s) by the veterinarian to initiate at least a general or preliminary diagnosis of the medical condition of the animal(s); and,
3. the practicing veterinarian is readily available for follow-up in case of adverse reactions or failure of the regimen of therapy. Such a relationship can exist only when the veterinarian has recently seen and is personally acquainted with the keeping and care of the animal(s) by virtue of examination of the animal(s), and/or by medically appropriate and timely visits to the premises where the animal(s) are kept.

Euthanasia: Animals that are seriously injured or ill and show no promise for recovery should be euthanized immediately. Farmers should consult with their veterinarian to determine the options and guidelines for euthanizing such animals in accordance with practices outlined by the American Vet Medical Association (AVMA) Guidelines on Euthanasia (American Veterinary Medical Association, 2020) and state law.

Depopulation: AVMA definition of the term depopulation refers to the rapid destruction of a population of animals in response to urgent circumstances with as much consideration

given to the welfare of the animals as practicable. Farmers should consult with their veterinarian to determine the options and guidelines for depopulation such animals in accordance with practices outlined by the American Vet Medical Association (AVMA) Guidelines on Depopulation (American Veterinary Medical Association, 2019 Edition) and state law.

Dead Animal Disposal: Whether there is an individual animal or mass depopulation of animals, each farm should have a plan on file to manage animal tissue, whole carcasses, or portions thereof, must be disposed of according to the Michigan Bodies of Dead Animal Act, Act 239 of 1982, Amended Act No. 311, Public Acts of 2008, December 18, 2008.

REFERENCES

American Association of Equine Practitioners, Core Vaccination Guidelines. 2020. <https://aaep.org/guidelines/vaccination-guidelines> (Visited 7.28.2022).

American Association of Equine Practitioners, AAEP Principles of Equine Welfare. 2016. <https://aaep.org/guidelines/aaep-ethical-and-professional-guidelines/aaep-position-statements/equine-welfare> (Visited 7.28.2022).

American Association of Equine Practitioners, Internal Parasite Control Guidelines. Updated 2019. <https://aaep.org/document/internal-parasite-control-guidelines> (Visited 7.28.2022).

American Veterinary Medical Association. 2020. AVMA guidelines for the euthanasia of animals: 2020 Edition. Available at: <https://www.avma.org/sites/default/files/2020-01/2020-Euthanasia-Final-1-17-20.pdf> (Visited 7.28.2022)

American Veterinary Medical Association. 2019. AVMA guidelines for the depopulation of animals: 2019 Edition. Available at: <https://www.avma.org/sites/default/files/resources/AVMA-Guidelines-for-the-Depopulation-of-Animals.pdf>. (Visited 7.28.2022)

Butudom, P. et al., 2003. Effect of varying initial drink volume on rehydration of horses. Phys. Behav. 79(2):135-142.

Evans, J. W., Borton, A., Hintz, H., Van Vleck, L.D. 1990. The Horse. W.H. Freeman and Company, Second Edition.

FDA Stewardship Plan. Available at: <https://www.fda.gov/animal-veterinary/cvm-updates/fda-delivers-progress-update-5-year-veterinary-stewardship-plan-publishes-report-about-antimicrobial>

Horse Industry Handbook(9th edition). 2021 A Guide to Equine Care and Management. American Youth Horse Council Publication. <https://www.ayhc.com/product-page/horse-industry-handbook-9th-edition> (Visited 7.28.2022).

Leep, R., et al. Revised 2008. Growing Hay and Pasture for Michigan Horses. Michigan State University Extension Publication. Michigan State University. https://www.canr.msu.edu/resources/hay_and_pasture_for_michigan_horses (Visited 7.28.2022).

Michigan Bodies of Dead Animal Act. 2008. http://www.michigan.gov/mda/0,1607,7-125-48096_48404---,00.html (Visited (7.28.2022)

National Research Council. 2007. Nutrient Requirements of Horses. Sixth Rev. Ed. National Academy Press, Washington, DC.

Ralston, Sarah. Modified 1/2021. Nutritional Requirements of Horses and Other Equids. in Merck Manual Veterinary Manual. <https://www.merckvetmanual.com/management-and-nutrition/nutrition-horses/nutritional-requirements-of-horses-and-other-equids> (Visited 7.28.2022).

Official Handbook of Rules and Regulations for the American Quarter Horse Association, 2021. <https://www.aqha.com/aqha-rulebook> (Visited 7.28.2022).

Shane, M. 2008. Toxic Plants of Concern in Pastures and Hay for Michigan horses (E-3060). Michigan State University Extension Publications. <https://www.canr.msu.edu/resources/toxic-plants-of-concern-in-pastures-and-hay-for-michigan-horses-downloadable-pdf> (Visited 7.28.2022).

Skelly, C. 2008. Common Toxins in Equine Feedstuffs. Michigan State University Extension Publication E-3061. Michigan State University. https://www.canr.msu.edu/resources/common_toxins_in_equine_feedstuffs_e3061 (Visited 7.28.2022).

Skelly, C. 2012. Behavioral Considerations When Housing Horses (E3161). Michigan State University Extension Publications. https://www.canr.msu.edu/resources/behavioral_considerations_when_housing_horses (Visited 7.28.2022).

Skelly, C. 2012. Health Considerations When Housing Horses (E3161). Michigan State University Extension Publications. https://www.canr.msu.edu/resources/health_considerations_when_housing_horses (Visited 7.28.2022).

Undersander, D. et al. 2002. Buying Horse Hay. Division of Extension University of Wisconsin-Madison Publication. University of Wisconsin-Madison. https://learningstore.extension.wisc.edu/products/buying-horse-hay-p114?_pos=1&_sid=7e3af3c18&_ss=r (Visited 7.28.2022).

United States Equestrian Federation Rule Book. 2021. <https://www.usef.org/compete/resources-forms/rules-regulations/rulebook> (Visited 7.28.2022).

Wheeler, E., Koenig, B., Harmon, J., Murphy, P. and Freeman, D. Horse Facilities Handbook, Midwest Plan Service, Iowa State University: 2005.

ADDENDUM: CURRENT STATE AND FEDERAL LAWS

[The Michigan Penal Code, Act 328 of 1931, as amended, MCL 750.50](#)--A person who willfully, maliciously and without just cause or excuse kills, tortures, mutilates, maims, or disfigures an animal or who willfully and maliciously and without just cause or excuse administers poison to an animal, or exposes an animal to any poisonous substance, other than a substance that is used for therapeutic veterinary medical purposes, with the intent that the substance be taken or swallowed by the animal, is guilty of a felony, punishable by imprisonment for not more than 4 years, or by a fine of not more than \$5,000.00, or community service for not more than 500 hours or any combination of these penalties.

[http://www.legislature.mi.gov/\(S\(akukbvh31xqvw1izv02ognes\)\)/mileg.aspx?page=getobject&objectname=mcl-750-50](http://www.legislature.mi.gov/(S(akukbvh31xqvw1izv02ognes))/mileg.aspx?page=getobject&objectname=mcl-750-50) (Visited 7.28.2022).

[Michigan Public Act, Act 93 of 1974, as amended, MCL 287.112](#)--A person, firm, or corporation shall not own or operate a riding stable (any establishment in which, for business purposes, six or more horses or ponies are rented, hired, or loaned for riding) or sale barn (any establishment where horses or ponies owned by others are sold or offered for sale) without first having obtained a license. A person who violates this Act is guilty of a misdemeanor. **Effective August 1, 2009**, the department is suspending the horse riding stable program. Although MDARD will no longer be regulating riding stables, all riding stable operators are advised to use the laws and regulations concerning riding stables as guidelines for animal care in their facilities. Complainants wishing to file complaints against riding stables will be directed to local law enforcement agencies.

https://www.michigan.gov/mdard/0,4610,7-125-1569_16979_21262---,00.html (Visited 7.28.2022).

[Michigan Animal Industry Act, Act 466 of 1988, as amended, MCL 287.739](#)--A facility for exhibition of livestock shall be constructed to allow sufficient separation of each exhibitor's livestock. The facility shall be constructed of a material that can be adequately cleaned and disinfected. An exhibition building or yarding facility shall be cleaned and disinfected with USDA-approved disinfectant used in accordance with label instructions before livestock are admitted by removing from the premises all manure, litter, hay, straw, and forage from pens, runways and show rings, and thoroughly disinfecting walls, partitions, floors, mangers, yarding facilities, and runways in a manner approved by the director.

[http://www.legislature.mi.gov/\(S\(0gwy12t4gbkzd2owpbyj150y\)\)/mileg.aspx?page=GetObject&objectname=mcl-act-466-of-1988](http://www.legislature.mi.gov/(S(0gwy12t4gbkzd2owpbyj150y))/mileg.aspx?page=GetObject&objectname=mcl-act-466-of-1988) (Visited 7.28.2022).

[Michigan Penal Code, Act 328 of 1931, as amended, MCL 750.60](#) Docking Horses Tails--Any person who shall cut the bone of the tail of any horse for the purpose of docking the tail, or any person who shall cause or knowingly permit it to be done upon the premises of which he is the owner, lessee, proprietor or user, or any person who shall assist in or be present at such cutting, shall be guilty of a misdemeanor, punishable by imprisonment in the county jail of not more than one year or by a fine of not more than \$500.00. Provided, that such cutting of the bone of the tail of any horse for the purpose of docking

the tail shall be lawful when a certificate of a regularly qualified veterinary surgeon shall first be obtained certifying that such cutting is necessary for the health or safety of such horse.

[http://www.legislature.mi.gov/\(S\(33oidl0025lwk0gd14rbl015\)\)/mileg.aspx?page=getobject&objectname=mcl-750-60&query=on](http://www.legislature.mi.gov/(S(33oidl0025lwk0gd14rbl015))/mileg.aspx?page=getobject&objectname=mcl-750-60&query=on) (Visited 7.28.2022).

The [Federal Horse Protection Act](#) was passed in 1970 and amended in 1976. The legislation is aimed at stopping the cruel and inhumane practice of having horses take part in a horse show or sale while they are "sore". A horse is deemed to be sore if it suffers abnormal pain, distress, inflammation, or lameness when it walks, trots, or otherwise moves. Generally, soring refers to any application, infliction, injection, or practice which makes a horse sore in a way that exaggerates its gait, producing a flourish prized by show judges and viewers. The law forbids the entering of sore horses in shows, exhibitions, sales, or auctions; permitting such an entry to occur; and transporting horses for such an entry. Regulations further forbid acts that may cause horses to become sore at regulated events. Criminal offenses are prosecuted in federal courts. https://www.aphis.usda.gov/aphis/ourfocus/animalwelfare/SA_HPA (Visited 7.28.2022).

SPECIFIC REFERENCES

Animal Industry Act, Act 466 of 1988, as amended, MCL 287.701-287.747.

[http://www.legislature.mi.gov/\(S\(0gwy12t4gbkzd2owpbyj150y\)\)/mileg.aspx?page=GetObject&objectname=mcl-act-466-of-1988](http://www.legislature.mi.gov/(S(0gwy12t4gbkzd2owpbyj150y))/mileg.aspx?page=GetObject&objectname=mcl-act-466-of-1988) (Visited 7.28.2022).

Horse Riding Stables and Sale Barns, 1974 PA 93, as amended, MCL 287.111-287.119. https://www.michigan.gov/mdard/0,4610,7-125-1569_16979_21262---,00.html (Visited 7.28.2022).

Michigan Penal Code (Excerpts), 1931 PA 328, as amended, MCL 750.49-750.70.

[http://www.legislature.mi.gov/\(S\(akukbvh31xqwv1izv02ognes\)\)/mileg.aspx?page=getobject&objectname=mcl-750-50](http://www.legislature.mi.gov/(S(akukbvh31xqwv1izv02ognes))/mileg.aspx?page=getobject&objectname=mcl-750-50) (Visited 6.28.2021);
[http://www.legislature.mi.gov/\(S\(33oidl0025lwk0gd14rbl015\)\)/mileg.aspx?page=getobject&objectname=mcl-750-60&query=on](http://www.legislature.mi.gov/(S(33oidl0025lwk0gd14rbl015))/mileg.aspx?page=getobject&objectname=mcl-750-60&query=on) (Visited 6.28.2021).

The Horse Protection Act, Code of Federal Regulations, Title 9, Chapter I, Subchapter A, Part II. https://www.aphis.usda.gov/aphis/ourfocus/animalwelfare/SA_HPA (Visited 7.28.2022).

PRIVATELY OWNED CERVIDAE

MANAGEMENT OVERVIEW

The Michigan Animal Industry Act, Act 466 of 1988, as amended, describes farmed cervidae (hence known as privately owned cervidae, or cervids) as members of the cervidae family including, but not limited to, deer, elk, moose, reindeer and caribou living under the husbandry of humans. Because of their unique behavioral characteristics, a high degree of skill and sensitivity needs to be exercised when raising cervidae as livestock (Coon et al. 2001). Cervids require greater efforts to tame than other domestic species and, therefore, have special management, environmental, facility and health care requirements. Though exact husbandry systems may vary by species, facility layout, and/or location, all farmed deer require adequate nutrition, shelter, holding/handling facilities, and health management. Recommended husbandry and handling procedures for cervids can be found at: http://www.nfacc.ca/pdfs/codes/deer_code_of_practice.pdf.

MANAGEMENT PRACTICES

Handling: Handling cervidae requires care and caution to minimize stress, undue noise, and/or commotion, thereby avoiding over-excitement of the animals. Familiarization with routine management and facilities from an early age helps to reduce animal apprehension and reduce stress levels. Routine management procedures such as weighing, identification, vaccination, and anthelmintic (dewormer) administration should be carefully scheduled and performed simultaneously when feasible. To decrease the chances of animal or human injury antlers may be removed before the onset of rut. Handling equipment designed specifically for use with privately owned captive cervidae should be used if possible. Tranquilization may be required if proper handling facilities are not available or to minimize stress. A veterinary/client relationship is needed to handle these medications without direct veterinary supervision. Working cervidae with dogs is not recommended. If used, dogs must be well-trained on cervidae and used under the direction of experienced handlers.

Nutrition: Adequate feed and water are vital to all animals and farmed cervidae are no exception. Access to clean, fresh drinking water is essential for all cervidae. Nutritional requirements vary both between and within species. There are differences between those species that are primarily grazers and those that prefer to browse. Within species, nutritional requirements differ among adult males, adult females, and growing animals. In addition, seasonal variation exists within each of these animal classifications and must be taken into consideration to meet their nutritional requirements throughout the year.

Reproduction: Reproductive characteristics vary somewhat between cervidae species, but all are highly seasonal. Important management considerations to achieve good reproductive performance include: Paddock size and female: male ratio during breeding; aggressive behavior by males in the rut; normal parturition (birthing) behavior;

environmental needs of newborns; and specific requirements at weaning. Information from veterinarians, experienced individuals and/or reliable published sources can be valuable (see references).

Transportation: Transporting cervidae successfully requires specific attention to several key details. Cervids should be separated according to species, age, and sex when handling or transporting. Quiet handling and darkened transport crates or trailers tend to enhance outcomes.

Adequate ventilation is required, and confinement during transport for over 12 hours necessitates provision of feed and water. Extra caution should be exercised in transporting the following cervidae: males with antlers in velvet; females due to give birth within two months; and lactating females and offspring when those fawns/calves are less than one month of age. Bucks and bulls in hard antler should be transported individually or in separate compartments. A delay or cancellation of transport should occur for animals that appear unhealthy, dehydrated, or exhausted and unfit to withstand travel. Finally, transportation of cervidae should be avoided in extremely hot weather to minimize associated stress.

RECOMMENDATIONS FOR THE ENVIRONMENT

Farmed cervidae can be successfully raised under a wide variety of systems. Their environmental needs vary from those of major livestock species based mainly on their behavioral differences. Accordingly, requirements often differ among individual cervidae species. For example, paddock size and stocking density should be determined by species preference toward social and gregarious behavior, and the relative proportions of open pasture and forested land should be based on species preference for browsing versus grazing. Cervidae must become habituated to their environment, and disruptions by people, other animals, or machines should be minimized. Newborn cervidae in particular require cover for hiding and shelter from inclement weather in some situations. Though most cervidae are quite tolerant of climatic fluctuations, provision of shelter to temper climatic extremes is extremely beneficial and should be provided if possible. Structures, windbreaks, natural cover and other shelters will optimize animal health. As with other aspects of cervidae farming, environmental design should utilize expert input. In addition, expert input should be sought to aid in the design of handling facilities, pasture and pen layout, and alleyway configuration to ensure ease of handling and animal movement.

FACILITIES AND EQUIPMENT

For the most part, the facilities and equipment needed for cervidae farming are dictated by the requirements in handling, nutrition, reproduction, transportation, environment, and state regulations. Fences should be tall enough to avert jumping by the species of interest (and must meet state regulations), and sharp protrusions in the confined areas should be strictly eliminated. Recommendations and specifications for fencing and other facility requirements for privately owned cervidae can be found on the Michigan

Department of Natural Resources website: <https://www.michigan.gov/dnr/0,4570,7-350--165414--,00.html>

HEALTH CARE AND MEDICAL PROCEDURES

In managing the health of farmed cervidae, aggressive prevention of disease and injury is much preferred to treatment. Reliable success with both prevention and treatment is more likely if a veterinarian skilled in cervidae management is involved. Adherence to regulatory requirements must be observed in the transport and transfer of cervidae. Development of a herd-specific health management program in consultation with a local veterinarian is recommended. This program should incorporate routine herd health evaluations appropriate for the particular management, environment, and facilities involved. Vaccination, anthelmintic administration, antler removal, and other health management practices can then be appropriately executed in a timely manner. Organic production programs should work with a veterinarian to ensure adequate protection and treatment for sick animals.

Pharmaceutical Use: To ensure continued human and animal the US Food and Drug Administration (FDA) Center for Veterinary Medicine (CVM) has developed a 5 year Veterinary Stewardship Plan designed to slow the emergence of antimicrobial resistance that can arise from the use of antibiotics in animals while ensuring safe and effective use of medically important antibiotic use in animals and humans. Medically important antibiotics include cephalosporins, gentamicin, lincomycin, oxytetracycline, penicillin G procaine and benzathine, sulfadimethoxine, sulfamethazine and tylosin, are important to both human and animal health. The intent of this legislation is to ensure that these drugs are used under veterinary supervision, reducing the chance for antimicrobial resistance in humans.

As of June 11, 2023, the FDA expects that all over the counter (OTC) medically important antibiotics in dosage forms such as injectable, intramammary, and boluses, approved for use in animals (both food-producing and companion), will require a prescription from the veterinarian with whom they have a valid VCPR to purchase the drugs. The following statement will be included on the label ***“Caution: Federal law restricts this drug to use by or on the order of a licensed veterinarian”***.

It is imperative that those engaged in raising livestock and poultry for human consumption understand the prudent and legal use of pharmaceutical products. To help ensure that health and welfare of livestock and poultry and the safety of food they produce for the public, a veterinary-client-patient relationship (VCPR) is highly recommended. In most cases, a valid VCPR is mandatory for acquiring and using pharmaceutical products in food producing animals [ie. veterinary feed directive and medically important antimicrobial drugs](#). Michigan currently follows the federal definition for a VCPR which states that a VCPR is considered valid if the following is observed (Code of Federal Regulations 530.3) (<http://www.fda.gov/AnimalVeterinary/DevelopmentApprovalProcess/ucm460406.htm>):

1. A licensed veterinarian has assumed the responsibility for making medical judgments regarding the health of (an) animal(s) and the need for medical treatment, and the client (the owner of the animal or animals or other caretaker) has agreed to follow the instructions of the veterinarian;
2. there is sufficient knowledge of the animal(s) by the veterinarian to initiate at least a general or preliminary diagnosis of the medical condition of the animal(s); and,
3. the veterinarian is readily available for follow-up in case of adverse reactions or failure of the regimen of therapy. Such a relationship can exist only when the veterinarian has recently seen and is personally acquainted with the keeping and care of the animal(s) by virtue of examination of the animal(s), and/or by medically appropriate and timely visits to the premises where the animal(s) are kept.

Euthanasia: Animals that are seriously injured or ill and show no promise for recovery should be euthanized immediately. Farmers should consult with their veterinarian to determine the options and guidelines for euthanizing such animals in accordance with practices outlined by the American Vet Medical Association (AVMA) Guidelines on Euthanasia (American Veterinary Medical Association, 2020) and state law.

Depopulation: AVMA definition of the term depopulation refers to the rapid destruction of a population of animals in response to urgent circumstances with as much consideration given to the welfare of the animals as practicable. Farmers should consult with their veterinarian to determine the options and guidelines for depopulation such animals in accordance with practices outlined by the American Vet Medical Association (AVMA) Guidelines on Depopulation (American Veterinary Medical Association, 2019 Edition) and state law.

Dead Animal Disposal: Whether there is an individual animal or mass depopulation of animals, each farm should have a plan on file to manage animal tissue, whole carcasses, or portions thereof, must be disposed of according to the Michigan Bodies of Dead Animal Act, Act 239 of 1982, Amended Act No. 311, Public Acts of 2008, December 18, 2008.

REFERENCES

American Veterinary Medical Association. 2020. AVMA guidelines for the euthanasia of animals: 2020 Edition. Available at: <https://www.avma.org/sites/default/files/2020-01/2020-Euthanasia-Final-1-17-20.pdf> (Visited 6.8.2021)

American Veterinary Medical Association. 2019. AVMA guidelines for the depopulation of animals: 2019 Edition. Available at: <https://www.avma.org/sites/default/files/resources/AVMA-Guidelines-for-the-Depopulation-of-Animals.pdf>. (Visited 7.28.2022)

Coon, Thomas G., Henry Campa, Alexandra Felix, John Kaneene, Felix Lupi, Ben Peyton, Mary Schulz, James Sikarski, Michael Vandehaar, Scott Wintersteen. 2001. Farming Captive Cervids in Michigan: A review of Social, Economic, Ecological and Agricultural Opportunities and Risks. Research Report WO1026. Michigan Agricultural Experiment Station. Michigan State University, East Lansing, MI. Available at [https://www.canr.msu.edu/uploads/resources/pdfs/farming_captive_cervids_in_michigan_\(wo1026\).pdf](https://www.canr.msu.edu/uploads/resources/pdfs/farming_captive_cervids_in_michigan_(wo1026).pdf) (Visited 7.28.2022)

Canadian Agri-Food Research Council. Recommended Code of Practice for the Care and Handling of Farmed Deer (Cervidae). 1996. National Farm Animal Care Council website: http://www.nfacc.ca/pdfs/codes/deer_code_of_practice.pdf (Visited 7.28.2022)

FDA Stewardship Plan. Available at: <https://www.fda.gov/animal-veterinary/cvm-updates/fda-delivers-progress-update-5-year-veterinary-stewardship-plan-publishes-report-about-antimicrobial>

Michigan Bodies of Dead Animal Act. 2008. http://www.michigan.gov/mda/0,1607,7-125-48096_48404---,00.html (Visited 7.28.2022)

Midwest Plan Service. 1993. Livestock Waste Facilities Handbook. Midwest Plan Serv., Iowa State Univ., Ames, IA. Third Edition, MWPS-18.

OPERATIONAL STANDARDS FOR REGISTERED PRIVATELY OWNED CERVIDAE FACILITIES Revised December 2005 Adopted by the Michigan Commission of Agriculture, January 9, 2006, Adopted by the Natural Resources Commission, January 12, 2006. <https://www.michigan.gov/dnr/-/media/Project/Websites/dnr/Documents/WLD/permits/18.pdf> (Visited 7.28.2022)

Privately Owned Cervidae Registration. Michigan Department of Natural Resources. <https://www.michigan.gov/dnr/0,4570,7-350--165414--00.html> (Visited 7.28.2022)

Rector, Natalie and Wendy Powers. 2009. Acceptable practices for managing livestock along lakes, streams, and wetlands. Michigan State University Extension. Bulletin E3066. <https://forage.msu.edu/wp-content/uploads/2014/07/Bulletin-E3066-AcceptablePracticesforManagingLivestockAlongStreams-20081.pdf>

(Visited 7.28.2022)

SHEEP AND GOATS

MANAGEMENT OVERVIEW

The sheep industry is segmented into four major groups. Commercial flocks produce market lambs and wool, the lamb feeding industry specializes in market lamb production, the registered flocks produce breeding stock and exhibition animals, and the small, special interest flocks are involved in specialty fiber production, rare breeds, etc. In addition, the dairy sheep industry, still in its infancy, has begun in Michigan to produce specialty cheeses and other milk products.

The goat industry is smaller than the sheep industry and is divided differently. There are a very small number of Grade A dairy farms, and the rest of the dairy goats are kept in small herds for home milk production, 4-H youth projects, and exhibition. Angora goats are kept for mohair production. The meat goat industry is currently in a state of growth. The meat goat industry had been a by-product of the Angora and dairy goat herds but has evolved to utilize breeds selected specifically for carcass quality. References are provided for more specific guidance on the care of sheep and goats.

MANAGEMENT PRACTICES

Most sheep and goats in Michigan are seasonal breeders, breeding in the fall and giving birth in the spring each year. The marketing period is extended however by different production systems and lamb/kid feeding strategies. Indoor birth is to lamb/kid indoors typically early in the calendar year. Drop lot birth which comprises the majority of Michigan production generally occurs March-June and involves outdoor birth near a barn or similar facility followed by brief individual housing of mother and offspring to facilitate bonding and subsequent release on pasture. Pasture birth system involves birth on actively growing pasture during warm periods (commonly May-June) without individual housing and is the least laborious system. Accelerated lambing, currently in minor adoption in Michigan, may use a combination of the above systems and utilizes breeds that are aseasonal in breeding and can reduce the birth interval to 6-8 months. Layered on top on these production systems are different rearing strategies that vary the rate of lamb/kid growth to effectively extend the marketing season and take advantage of seasonal feeding opportunities. The major system involves early growth on pasture followed by finishing in confinement. Other strategies include complete confinement or pasture rearing.

Nutrition: The nutritional program is of paramount importance in production of sheep and goats and largely determines animal well-being and closely associated profitability of animal production. Sheep and goats at all stages of production should be fed and watered in a consistent manner to supply requirements as established by the National Research Council publication *Nutrition of Small Ruminants: Sheep, Goats, Cervids, and New World Camelids* (National Research Council, 2007). These guidelines detail

nutritional requirements according to physiological state and emphasize the importance of matching nutrition to physiological state. Sheep and goats are commonly litter bearing species and require a higher plane of nutrition in proportion to litter size during the last month of pregnancy. This requires a more concentrated diet due to this increased demand coupled with constraints on voluntary intake imposed by the pregnant uterus. Proper feeding during late pregnancy also sets the stage for subsequent lactation performance. The requirements of lactation are dependent on litter size and require a much higher plane of nutrition than other states of production. Special attention must be given to animals that are still in their growth phase during pregnancy and lactation. These animals should be fed to meet the nutritional requirements for their continued growth plus pregnancy. In addition to the ensuring adequate macronutrient supply as outlined above, micronutrient supply is also an important consideration given their potential inadequacy in feedstuffs. Iodine and selenium are deficient in Michigan soils and supplementation must be provided to small ruminants. This can be done most effectively in the form of mineral or grain supplement. Copper toxicity can be a problem for sheep. They have a much lower copper requirement than other livestock species and care should be taken to avoid feeding feeds formulated for other species to prevent toxic accumulation.

Water requirements of sheep and goats can be met from various sources including access to fluid water, surface water (fresh snow and dew), as well as via forage water content. Water consumption in its various forms must be sufficient to allow appropriate dry matter intake for each stage of production and to prevent dehydration. In practice, sheep and goats fed dry diets (dry hay and grain) will have higher needs for fluid water than those grazing fresh forage on pasture. The environmental temperature and physiological state of animals also have a large impact on water requirements. Animals in late pregnancy, lactation and in active growth states generally require continuous access to fluid water. During periods of cool weather, adult animals that are not lactating nor in late pregnancy with access to grazing forage with adequate water content may have their water requirements met via forage water content alone.

Transportation: Transportation of sheep and goats should be handled with regard to climatic conditions and productive stage of the animals. Temperature extremes should be avoided and transport of late pregnant animals or debilitated and non-ambulatory animals should be done with caution. Sheep in short fleece should be transported in trailers designed to minimize drafts during sub-freezing weather. Proper hydration of animals is especially important before and after shipment during hot, humid conditions. During hot, humid conditions, transport periods should be minimized, and consideration given to night travel to reduce animal stress. Animals should be handled carefully and quietly during loading and unloading. A ramp is advised for animal and human safety when animals need to make large changes in elevation. A delay or cancellation of transport should occur for animals that appear unhealthy, dehydrated, or exhausted and unfit to withstand travel.

RECOMMENDATIONS FOR THE ENVIRONMENT

Nutrition, air quality and in the case of sheep, length of fleece, are primary considerations in the housing of animals during cold weather. Adult sheep, in particular, can be housed outdoors all year round if certain conditions are met. During winter, sheep housed outdoors need sufficient wool cover and improved quality and or quantity of feed to maintain body weight and condition depending upon temperature, precipitation, and wind speed. Wind breaks, either man made or natural, are effective in reducing heat loss and thereby reduce nutrient requirements for heat production and are advised under extreme winter conditions. If adult animals are housed indoors during winter, adequate ventilation should be provided to prevent humid conditions which promote the spread of respiratory disease. Buildings should be designed to allow adjustment of air turnover by natural or mechanical means depending on climatic conditions and animal density.

During the summer, housed animals require a more frequent rate of air change to prevent excessive temperature, humidity, and gas exposure that can lead to respiratory disease. This increased ventilation can be met by natural ventilation in properly designed buildings or facilitated with the aid of mechanical ventilation in other buildings.

Shearing should be performed by skilled personnel using techniques designed to minimize animal stress. There are shearing schools available in Michigan that provide quality training in this skill. Sheep and angora goats should be shorn at least annually but care should be taken to avoid release of freshly shorn animals during cold, wet weather. The stress of such climatic conditions can be minimized by adjusting shearing combs to leave extra wool/hair stubble. The practice of providing extra stubble is also advised for prebirth shearing during indoor winter periods. Shearing pregnant ewes in this manner prior to lambing, reduces humidity in the barn at animal level and provides adequate fleece to protect from the cold while also improving maternal feed intake.

Newborn lambs and kids are very susceptible to hypothermia, and therefore outdoor birth periods need to be chosen to coincide with favorable conditions for newborn survival. Newborns vary in their ability to mount an adequate heat response. Soil temperature above 50° F provides a reasonable lower limit for outdoor birth. Outdoor birth is also possible when soil temperature is less than 50°F but the option of shelter should be available nearby under these conditions. Indoor birth offers the opportunity for lambing/kidding year round but facilities should be designed to minimize drafts at animal level while maintaining adequate air turnover to prevent humid conditions. In the case of newborns especially susceptible to hypothermia under extreme conditions (cold and/or wet), the birth environment may need to be controlled via housing to provide supplemental heat and/or insulated, draft-free areas to prevent hypothermia.

FACILITIES AND EQUIPMENT

Pastures should be fenced to minimize predator entry and reduce escapes and entrapment of horned or heavily fleeced animals in the fence itself. Innovations in fencing have made this task easier. Portable electric fencing allows great flexibility in secure fencing options. Dry lots should be of sufficient size and well drained to prevent excessive mud during times of prolonged rainfall.

Minimum space recommendations for sheep in confinement can be found in the Midwest Plan Service, Sheep Housing and Equipment Handbook (MWPS, 1994).

Recommendations for goats can be found in the National Goat Handbook (1992).

Feeders should be designed to avoid waste and minimize fecal contamination of feed.

Feeder designs for sheep are often inappropriate for goats. For this reason, sheep and goats are not usually housed together in close confinement. Additionally, horned goats tend to dominate polled goats and sheep. Extra space must be allowed when horned animals are kept.

Well designed, well-lit facilities can aid in minimizing stress to the animals and the livestock attendants. Sheep and goats have a strong flocking/herding instinct and handling systems take advantage of this. Possible causes of accident or trauma to the animals or handlers should be eliminated. Gates and feed room doors should be securely fastened with livestock-proof latches to avoid illness and/or deaths that occur when animals suddenly have access to large amounts of feed without adequate fermentable fiber. Shearing facilities should be kept clean and dry and shearing equipment disinfected between flocks.

HEALTH CARE AND MEDICAL PROCEDURES

A health care program should be devised for the particular farm based on its production system and goals. A health care program should emphasize preventative procedures and be thoroughly integrated with the farm's nutritional program. Assistance of nutrition and veterinary consultants (MSU Extension or private) are advised in developing such a program. A parasite control program will be an important part of such a program and should emphasize strategic de-worming along with control measures that prevent the development of anthelmintic resistant parasite populations (example grazing management).

Husbandry procedures, such as disbudding, castrating and tail docking of sheep, should be carried out by skilled personnel, while the animals are still small, preferably during the first two weeks of life. If lambs are to be tail docked the dock should be performed no shorter than the distal end of the caudal fold where the fold meets the tail to prevent rectal prolapse (Thomas, et al. 2003).

Animals that are lame should be treated promptly to minimize pain or distress. Foot rot is a contagious disease that is endemic in much of the United States. There are sound economic and welfare reasons why foot rot eradication should be carried out.

Recognition should be given to the fact that certain sheep and goat diseases are potentially transmissible to people, and appropriate precautions should be taken (USDA APHIS, 2020). Animals that are suffering and/or dying should be treated or euthanized. All carcasses should be disposed of promptly and in accordance with state and local regulations. Organic production programs should work with a veterinarian to ensure adequate protection and treatment for sick animals.

Pharmaceutical Use:

To ensure continued human and animal the US Food and Drug Administration (FDA) Center for Veterinary Medicine (CVM) has developed a 5 year Veterinary Stewardship Plan designed to slow the emergence of antimicrobial resistance that can arise from the use of antibiotics in animals while ensuring safe and effective use of medically important antibiotic use in animals and humans. Medically important antibiotics include cephalosporins, gentamicin, lincomycin, oxytetracycline, penicillin G procaine and benzathine, sulfadimethoxine, sulfamethazine and tylosin, are important to both human and animal health. The intent of this legislation is to ensure that these drugs are used under veterinary supervision, reducing the chance for antimicrobial resistance in humans.

As of June 11, 2023, the FDA expects that all over the counter (OTC) medically important antibiotics in dosage forms such as injectable, intramammary, and boluses, approved for use in animals (both food-producing and companion), will require a prescription from the veterinarian with whom they have a valid VCPR to purchase the drugs. The following statement will be included on the label ***“Caution: Federal law restricts this drug to use by or on the order of a licensed veterinarian”***.

It is imperative that those engaged in raising livestock and poultry for human consumption understand the prudent and legal use of pharmaceutical products. To help ensure that health and welfare of livestock and poultry and the safety of food they produce for the public, a veterinary-client-patient relationship (VCPR) is highly recommended. In most cases, a valid VCPR is mandatory for acquiring and using pharmaceutical products in food producing animals [ie. veterinary feed directive and medically important antimicrobial drugs](#). Michigan currently follows the federal definition for a VCPR which states that a VCPR is considered valid if the following is observed (Code of Federal Regulations 530.3)

<http://www.fda.gov/AnimalVeterinary/DevelopmentApprovalProcess/ucm460406.htm>):

1. A licensed veterinarian has assumed the responsibility for making medical judgments regarding the health of (an) animal(s) and the need for medical treatment, and the client (the owner of the animal or animals or other caretaker) has agreed to follow the instructions of the veterinarian;
2. There is sufficient knowledge of the animal(s) by the veterinarian to initiate at least a general or preliminary diagnosis of the medical condition of the animal(s); and
3. The veterinarian is readily available for follow-up in case of adverse reactions or failure of the regimen of therapy. Such a relationship can exist only when the veterinarian has recently seen and is personally acquainted with the keeping and care of the animal(s) by virtue of examination of the animal(s), and/or by medically appropriate and timely visits to the premises where the animal(s) are kept.

Euthanasia: Animals that are seriously injured or ill and show no promise for recovery should be euthanized immediately. Farmers should consult with their veterinarian to determine the options and guidelines for euthanizing such animals in accordance with practices outlined by the American Vet Medical Association (AVMA) Guidelines on Euthanasia (American Veterinary Medical Association, 2020) and state law.

Depopulation: AVMA definition of the term depopulation refers to the rapid destruction of a population of animals in response to urgent circumstances with as much consideration given to the welfare of the animals as practicable. Farmers should consult with their veterinarian to determine the options and guidelines for depopulation such animals in accordance with practices outlined by the American Vet Medical Association (AVMA) Guidelines on Depopulation (American Veterinary Medical Association, 2019 Edition) and state law.

Dead Animal Disposal: Whether there is an individual animal or mass depopulation of animals, each farm should have a plan on file to manage animal tissue, whole carcasses, or portions thereof, must be disposed of according to the Michigan Bodies of Dead Animal Act, Act 239 of 1982, Amended Act No. 311, Public Acts of 2008, December 18, 2008.

REFERENCES

American Sheep Industry Association. 2002. Sheep Production Handbook. Englewood, CO.

American Veterinary Medical Association. 2020. AVMA guidelines for the euthanasia of animals: 2020 Edition. Available at: <https://www.avma.org/sites/default/files/2020-01/2020-Euthanasia-Final-1-17-20.pdf> (Visited 7.28.2022)

American Veterinary Medical Association. 2019. AVMA guidelines for the depopulation of animals: 2019 Edition. Available at: <https://www.avma.org/sites/default/files/resources/AVMA-Guidelines-for-the-Depopulation-of-Animals.pdf>. (Visited 7.28.2022)

Animal Care Series: Goat Care Practices. First Edition. 2000. University of California Cooperative Extension Service, Davis, CA.

Faerber, C.W. 2004. Small Ruminant Production Medicine and Management: Sheep and Goats. Third Edition. Animal Health Publications, Preston, ID.

FDA Stewardship Plan. Available at: <https://www.fda.gov/animal-veterinary/cvm-updates/fda-delivers-progress-update-5-year-veterinary-stewardship-plan-publishes-report-about-antimicrobial>

Zoonotic Diseases of Sheep and Goats. https://www.aphis.usda.gov/aphis/ourfocus/animalhealth/sa_animal_disease_information/sheep-goat/zoonotic (Visited 7.28.2022)

Meat Goat Production Handbook. 2007. ISBN1-880667-04-5. American Institute for Goat Research. Langston University, Langston, OK.

Michigan Bodies of Dead Animal Act. 2008. http://www.michigan.gov/mda/0,1607,7-125-48096_48404---,00.html (Visited 7.28.2022)

Midwest Plan Service. 1994. Sheep Housing and Equipment Handbook. 4th Edition, Midwest Plan Service, Iowa State Univ., Ames, IA.

Miller, A.J. 1984. Fencing Dairy Goats. In: Goat Extension Handbook. 2nd edition. G.F.W. Haenlein and D.L. Ace ed. University of Delaware, Newark, DE.

National Research Council. 2007. Nutrient Requirements of Small Ruminants: sheep, goats, cervids and New World Camelids. National Academy Press, Washington, DC.

Thomas, D.L., D.F. Waldron, G.D. Lowe, D.G. Morrical, H.H. Meyer, R.A. High, Y.M. Berger, D.D. Clevenger, G.E. Fogle, R.G. Gottfredson, S.C. Loerch, K.E. McClure, T.D. Willingham, D.L. Zartman and R.D. Zelinsky. 2003. Length of docked tail and the

incidence of rectal prolapse in lambs. J. Animal Science 81:2725-2732.

LAYING CHICKENS

MANAGEMENT OVERVIEW

Nearly all commercial birds are kept in confinement housing with light control, power ventilation and mechanical feeding. Confinement housing varies from a few birds per house to more than 100,000 birds per house. In addition, there are many small and some commercial flocks that utilize a variety of free range and/or confinement shelters and housing.

MANAGEMENT PRACTICES

Nutrition: Feed and clean water shall be available to the birds and when new birds are placed in the system, care must be taken to ensure that the birds find the feed and water sources. Knowing that all birds do not feed or drink at the same time, an average of 2.2 inches of feeder space and 1 inch of trough watering space per bird is acceptable for most systems, but may vary based on bird type. A maximum of 20 birds per mechanical water cup or nipple is recommended. In situations where high environmental temperatures may be encountered, fewer birds per cup or nipple is recommended.

Laying hens normally enter a natural molt period after 8-12 months of producing eggs, and therefore, it is considered sound management to induce this molt so that all the birds molt at the same time. To accomplish this molt, it may be necessary to put the birds on a dietary regime in which feed may be altered but not withdrawn for a period of time allowing the birds a period of rest from egg production. As a result of this molting program, the birds' productive life will be prolonged.

Stocking Density: Regardless of the type of enclosure or system of management used, all birds should have sufficient freedom of movement. Depending on the type of bird minimum space allowance should be in the range of 67 to 86 square inches of usable space per bird housed in conventional cages and 1.0 to 1.5 square ft of useable floor space per bird in cage free housing systems (United Egg Producers, 2017).

Beak Trimming and Dubbing: Due to the temperament of chickens toward feather picking, fighting and cannibalism, the beaks of domestic birds can be trimmed to remove their sharp tips. Trimming should be done by properly trained workers and should be done at prescribed times, usually prior to 10 days of age. More detailed guidelines on beak trimming are available in the United Egg Producers Animal Husbandry Guidelines (2016).

Partial removal of the comb at one day of age is commonly called dubbing and is an acceptable management practice. It is usually done at the hatchery before shipment of the chicks. In laying strains that develop large combs, dubbing reduces injury and

bleeding caused by contact with their peers, as well as cages and/or equipment during feeding and drinking.

Transportation: Safety and comfort of the animals are of prime importance when transporting poultry. Poultry in transit should be provided with proper ventilation for the conditions; clean, sanitized vehicles and equipment; and a floor surface that minimizes slipping. A delay or cancellation of transport should occur for birds that appear unhealthy, dehydrated, or exhausted and unfit to withstand travel. More detailed guidelines are available in the United Egg Producers Animal Husbandry Guidelines.

Chick delivery: The day-old chick delivery vehicle should have the capability of maintaining a uniform temperature of 75°F (24°C) to 80°F (27°C) regardless of ambient temperature. Air circulation must always be maintained around all chick boxes regardless of their location in the vehicle. The vehicle should not stop from the time it is loaded until it reaches its destination. Provisions for maintenance of proper ventilation and temperature control should be provided in case of vehicle's mechanical failure or any other unforeseen vehicle stop(s). The transportation vehicle should be properly cleaned and sanitized between deliveries.

Adult poultry delivery: When adult poultry are transported, adequate ventilation, space and flooring should be provided. Hot weather is a time for particular caution. The birds should be protected from heat stress by being shaded and/or moved during the dark hours. Prompt unloading and/or auxiliary ventilation is essential when the birds reach their destination.

During transportation in cold weather, birds should be protected by use of windbreaks, partial covering, etc. Ventilation must always be adequate.

RECOMMENDATIONS FOR ENVIRONMENT

Ventilation and Lighting: Ventilation in the layer house should provide a healthy level of moisture, gases and temperature maintained without drafts or dead air pockets.

Lighting should be provided to allow effective inspection of all the birds and sufficient light for the birds to eat and drink. Light intensity within the house should average between 0.125 and 1.0 foot candle during the daily light period.

The housing should provide shelter from disturbing noises, strong vibrations, or unusual stimuli, regardless of origin.

FACILITIES AND EQUIPMENT

Housing: The design, construction and management of a poultry housing system must meet the birds' need for shelter against undesirable environmental conditions such as extreme cold, excessive heat, rain and wind and modify these climatic conditions to conform to an adequate environment for laying hens. They shall be constructed to

minimize transmission of disease, parasites and other vermin infestation and optimize the principles of disease prevention. The housing should also protect the birds from all forms of predators and allow for daily visual inspection and care. Public Act No. 117 of October 12, 2009 will require that by April 1, 2020 all egg laying hens be housed so that they are able to fully extend their limbs and turn around freely. Hens may be housed in a variety of housing arrangements such as aviary, single tier systems or colony systems that are large enough to do so with a minimum of 1 square foot per hen.

Housing in cages: Cages shall be designed, constructed, and maintained to avoid injury to the birds and allow bird comfort and health. The cages must be so constructed as to allow the safe placement and removal of birds. Cage height shall allow a minimum of 14 inches with a floor slope not to exceed 8.5 degrees. As stated above conventional battery cage systems will be eliminated as a housing option on April 1, 2020.

Housing on floors: All flooring shall be designed, constructed, and maintained to avoid injury and allow comfort and health to the birds. More complete guidelines for floor space, nesting area, feed and water spacing and litter management are available in the United Egg Producers Animal Husbandry Guidelines (2017) or standards set by certification bodies for special label marketing purposes.

Maintenance: When mechanical systems are utilized for feeding, watering, ventilating, egg collecting, manure removal, etc., properly trained personnel shall regularly check the operation of these systems and adjust and maintain them when necessary to prevent injury to the birds and maintain the health and comfort of the laying hens. All aspects of the housing facility must be checked regularly to assure both the structure and systems are operating correctly.

Cleaning of poultry houses: Poultry houses should be cleaned periodically to provide a healthy environment for the birds. The length of time between cleaning depends upon the type of housing, mechanical systems installed, removal of birds from the house and other factors peculiar to each individual farm. Typically, cleaning is done in the time period after depopulation of the old flock and before the arrival of the new flock. Manure management should conform to the recommendations presented in the current Right to Farm Practices (Michigan Manure GAAMPs).

HEALTH CARE AND MEDICAL PROCEDURES

Optimal management practices are essential to maintain good health status in the egg production facilities and may be in consultation with a veterinarian. A program of disease prevention and control should be established for both conventional and organic production programs.

Only federally approved medications and vaccines shall be used, following label directions in accordance with state and federal regulations.

Pharmaceutical Use:

To ensure continued human and animal the US Food and Drug Administration (FDA) Center for Veterinary Medicine (CVM) has developed a 5 year Veterinary Stewardship Plan designed to slow the emergence of antimicrobial resistance that can arise from the use of antibiotics in animals while ensuring safe and effective use of medically important antibiotic use in animals and humans. Medically important antibiotics include cephalosporins, gentamicin, lincomycin, oxytetracycline, penicillin G procaine and benzathine, sulfadimethoxine, sulfamethazine and tylosin, are important to both human and animal health. The intent of this legislation is to ensure that these drugs are used under veterinary supervision, reducing the chance for antimicrobial resistance in humans.

As of June 11, 2023, the FDA expects that all over the counter (OTC) medically important antibiotics in dosage forms such as injectable, intramammary, and boluses, approved for use in animals (both food-producing and companion), will require a prescription from the veterinarian with whom they have a valid VCPR to purchase the drugs. The following statement will be included on the label ***“Caution: Federal law restricts this drug to use by or on the order of a licensed veterinarian”***.

It is imperative that those engaged in raising livestock and poultry for human consumption understand the prudent and legal use of pharmaceutical products. To help ensure that health and welfare of livestock and poultry and the safety of food they produce for the public, a veterinary-client-patient relationship (VCPR) is highly recommended. In most cases, a valid VCPR is mandatory for acquiring and using pharmaceutical products in food producing animals [ie. veterinary feed directive and medically important antimicrobial drugs](#). Michigan currently follows the federal definition for a VCPR which states that a VCPR is considered valid if the following is observed (Code of Federal Regulations 530.3)

(<http://www.fda.gov/AnimalVeterinary/DevelopmentApprovalProcess/ucm460406.htm>):

1. A veterinarian has assumed the responsibility for making medical judgments regarding the health of (an) animal(s) and the need for medical treatment, and the client (the owner of the animal or animals or other caretaker) has agreed to follow the instructions of the veterinarian;
2. there is sufficient knowledge of the animal(s) by the veterinarian to initiate at least a general or preliminary diagnosis of the medical condition of the animal(s); and,
3. the practicing veterinarian is readily available for follow-up in case of adverse reactions or failure of the regimen of therapy. Such a relationship can exist only when the veterinarian has recently seen and is personally acquainted with the keeping and care of the animal(s) by virtue of examination of the animal(s), and/or by medically appropriate and timely visits to the premises where the animal(s) are kept.

Euthanasia: Animals that are seriously injured or ill and show no promise for recovery should be euthanized immediately. Farmers should consult with their veterinarian to determine the options and guidelines for euthanizing such animals in accordance with

practices outlined by the American Vet Medical Association (AVMA) Guidelines on Euthanasia (American Veterinary Medical Association, 2020) and state law.

Depopulation: AVMA definition of the term depopulation refers to the rapid destruction of a population of animals in response to urgent circumstances with as much consideration given to the welfare of the animals as practicable. Farmers should consult with their veterinarian to determine the options and guidelines for depopulation such animals in accordance with practices outlined by the American Vet Medical Association (AVMA) Guidelines on Depopulation (American Veterinary Medical Association, 2019 Edition) and state law.

Dead Animal Disposal: Whether there is an individual animal or mass depopulation of animals, each farm should have a plan on file to manage animal tissue, whole carcasses, or portions thereof, must be disposed of according to the Michigan Bodies of Dead Animal Act, Act 239 of 1982, Amended Act No. 311, Public Acts of 2008, December 18, 2008.

REFERENCES

American Veterinary Medical Association. 2020. AVMA guidelines for the euthanasia of animals: 2020 Edition. Available at: <https://www.avma.org/sites/default/files/2020-01/2020-Euthanasia-Final-1-17-20.pdf> (Visited 7.28.2022)

American Veterinary Medical Association. 2019. AVMA guidelines for the depopulation of animals: 2019 Edition. Available at: <https://www.avma.org/sites/default/files/resources/AVMA-Guidelines-for-the-Depopulation-of-Animals.pdf>. (Visited 7.28.2022)

Esmay, M.L. and C. J. Flegal, 1982. Poultry Housing for Layers, North Central Regional Extension Publication #183, Michigan State University.

FDA Stewardship Plan. Available at: <https://www.fda.gov/animal-veterinary/cvm-updates/fda-delivers-progress-update-5-year-veterinary-stewardship-plan-publishes-report-about-antimicrobial>

Michigan Commission of Agriculture and Rural Development. Generally Accepted Agricultural and Management Practices for Manure Management and Utilization. Lansing, MI.

Michigan Bodies of Dead Animal Act. 2008. http://www.michigan.gov/mda/0,1607,7-125-48096_48404---,00.html (Visited 7.28.2022)

"United Egg Producers Animal Husbandry Guidelines for U.S. Egg Laying Flocks." United Egg Producers Certified. 2017 Edition. United Egg Producers. https://uepcertified.com/wp-content/uploads/2021/08/CF-UEP-Guidelines_17-3.pdf (Visited 7.26.2022)

BROILERS, TURKEYS, AND GAMEBIRDS

MANAGEMENT OVERVIEW

Nearly all commercial turkeys and commercial broiler facilities are kept in confinement housing with light control, power ventilation and mechanical feeding. Commercial gamebirds facilities, along with small farm hobby and backyard flocks, utilize a wide variety of free range and/or confinement shelters and housing.

These GAAMPs are intended to assist the broiler, turkey, and gamebird producer in attaining and maintaining a high quality of bird comfort and well-being in broiler, turkey, and gamebird production facilities and will focus on the birds' basic requirements.

MANAGEMENT PRACTICES (INCLUDING TRANSPORTATION)

Nutrition: Feed and clean water should always be available to the birds and when new birds are placed in the system, care must be taken to ensure that the birds find the feed and water sources. Birds should be fed a feed that is appropriate for the stage of life of the particular species and formulated for that species. Commercial turkeys typically are raised on 6 to 7 different diets starting with a 28 percent protein content in the feed and ending with a 16 percent protein in the feed. Commercial broilers typically are fed two, sometimes three different diets in their production period. In situations where high environmental temperatures can be encountered, additional water space per bird is recommended.

Beak trimming and specs: Due to the temperament of chickens, turkeys, and gamebirds toward feather picking, fighting and cannibalism, the beaks of birds can be trimmed to remove their sharp tips as an aid in prevention of these actions. Trimming should be done by properly trained workers and should be done at the prescribed times, generally at the hatchery. In addition, specs or blinders may be attached to the beak of the bird so that the birds can see to the right or left, but not straight ahead. This should be done by properly trained workers and should be done when the birds are of sufficient age to readily find the feed, water, and other visual environmental necessities.

Toe trimming: Due to the tendency of turkeys to inflict bodily damage upon each other with their toenails in confinement situations, one or more toenails (generally the inside and middle toes on both feet) may be removed. Toe trimming (or declawing) should be done by properly trained workers and is generally done at the hatchery.

Transportation: Safety and comfort of the animals are of prime importance when transporting live poultry and gamebirds. When poultry and gamebirds are transported, they should be provided with proper ventilation for the conditions, and clean sanitized vehicles and equipment. A delay or cancellation of transport should occur for birds that appear unhealthy, dehydrated, or exhausted and unfit to withstand travel.

Chick and poultry delivery: The day-old chick and poultry delivery vehicle should have the capability of maintaining a uniform temperature of 75°F (24°C) to 80°F (27°C) regardless of ambient temperature. Air circulation must always be maintained around all chick-poultry boxes regardless of their location in the vehicle. The vehicle should not stop from the time it is loaded until it reaches its destination. Provisions for maintenance of proper ventilation and temperature control should be provided in case of vehicle's mechanical failure or any other unforeseen vehicle stop(s). The transportation vehicle should be properly cleaned and sanitized between deliveries.

Adult poultry and gamebird delivery: When adult poultry and gamebirds are transported, adequate ventilation, space and flooring should be provided. Hot weather is a time for particular caution. The birds should be protected from heat stress by being shaded and/or moved during the dark hours. Prompt unloading and/or auxiliary ventilation is essential when the birds reach their destination. During transportation in cold weather, birds should be protected by use of windbreaks, partial covering, etc. Ventilation must always be adequate.

Range rearing: The growing of chickens, turkeys, and gamebirds in range pens, after the brooding period, is an accepted practice and may be the system of choice, especially for several species of gamebirds. Range reared birds should have adequate space (see references) as well as protection from extremes in climatic conditions, predators and disease inherent with this growing system.

RECOMMENDATIONS FOR THE ENVIRONMENT

Ventilation and lighting: Ventilation in the grower house shall be such that a healthy, acceptable level of moisture, gases, dust, and temperature is maintained without drafts or dead air pockets (UEP, 2016). The ventilation system should be adjusted daily, or more often, as the environmental conditions dictate.

Lighting should be provided to allow effective inspection of all the birds and sufficient light for the birds to eat and drink. Light intensity within the house should be a minimum of 0.4 foot candles.

The housing should provide shelter from disturbing noises, strong vibrations, or unusual stimuli, regardless of origin.

FACILITIES AND EQUIPMENT

Housing: The design, construction and management of a poultry housing system should meet the birds' need for shelter against undesirable environmental conditions such as extreme cold, excessive heat, rain and wind and modify these climatic conditions to conform to an adequate environment for broilers, turkeys, and gamebirds. They shall be constructed to minimize transmission of disease, parasites and other vermin infestation and optimize the principles of disease prevention. The housing should also protect the birds from all forms of predators and allow for daily visual inspection and care.

Broilers: Brooding and growing space requirements and water and feeder space should conform to the general needs as outlined in the particular broiler company's management guide, if applicable, e.g., Cobb's Broiler Management Guide (2021) or Ross Broiler Management Guide (2018).

Turkeys: Brooding and growing space allowances and feeder and water space for turkeys should conform to the general needs as outlined by Berg and Halvorson (1985) or Aviagen Turkey Management Guidelines (2021).

Gamebirds: Brooding and growing space allowances and feeder and water space for gamebirds should conform to the general needs as outlined by Flegal and Sheppard (1981) and Eleazer, et al., (1990).

Litter: Many different types of litter can be used. All litter must be dry and of acceptable quality. It is acceptable to reuse litter for several successive flocks if ammonia and insects are controlled and there has been no disease outbreak.

Manure management should conform to the recommendations presented in the current Right to Farm Practices (Michigan Manure GAAMPs).

HEALTH CARE AND MEDICAL PROCEDURES

Optimal management practices are essential to maintain good health status in the production facilities and may be in consultation with a licensed veterinarian. A program of disease prevention and control should be established, including producers participating in organic production programs. Only federally approved medications and vaccines shall be used, following label directions in accordance with state and federal regulations.

Pharmaceutical Use: To ensure continued human and animal the US Food and Drug Administration (FDA) Center for Veterinary Medicine (CVM) has developed a 5 year Veterinary Stewardship Plan designed to slow the emergence of antimicrobial resistance that can arise from the use of antibiotics in animals while ensuring safe and effective use of medically important antibiotic use in animals and humans. Medically important antibiotics include cephalosporins, gentamicin, lincomycin, oxytetracycline, penicillin G procaine and benzathine, sulfadimethoxine, sulfamethazine and tylosin, are important to both human and animal health. The intent of this legislation is to ensure that these drugs are used under veterinary supervision, reducing the chance for antimicrobial resistance in humans.

As of June 11, 2023, the FDA expects that all over the counter (OTC) medically important antibiotics in dosage forms such as injectable, intramammary, and boluses, approved for use in animals (both food-producing and companion), will require a prescription from the veterinarian with whom they have a valid VCPR to purchase the drugs. The following statement will be included on the label ***“Caution: Federal law restricts this drug to use by or on the order of a licensed veterinarian”***.

It is imperative that those engaged in raising livestock and poultry for human consumption understand the prudent and legal use of pharmaceutical products. To help ensure that health and welfare of livestock and poultry and the safety of food they produce for the public, a veterinary-client-patient relationship (VCPR) is highly recommended. In most cases, a valid VCPR is mandatory for acquiring and using pharmaceutical products in food producing animals *ie. veterinary feed directive and medically important antimicrobial drugs*. Michigan currently follows the federal definition for a VCPR which states that a VCPR is considered valid if the following is observed (Code of Federal Regulations 530.3)

(<http://www.fda.gov/AnimalVeterinary/DevelopmentApprovalProcess/ucm460406.htm>):

1. A veterinarian has assumed the responsibility for making medical judgments regarding the health of (an) animal(s) and the need for medical treatment, and the client (the owner of the animal or animals or other caretaker) has agreed to follow the instructions of the veterinarian;
2. there is sufficient knowledge of the animal(s) by the veterinarian to initiate at least a general or preliminary diagnosis of the medical condition of the animal(s); and,
3. the practicing veterinarian is readily available for follow-up in case of adverse reactions or failure of the regimen of therapy. Such a relationship can exist only when the veterinarian has recently seen and is personally acquainted with the keeping and care of the animal(s) by virtue of examination of the animal(s), and/or by medically appropriate and timely visits to the premises where the animal(s) are kept.

Euthanasia: Animals that are seriously injured or ill and show no promise for recovery should be euthanized immediately. Farmers should consult with their veterinarian to determine the options and guidelines for euthanizing such animals in accordance with practices outlined by the American Vet Medical Association (AVMA) Guidelines on Euthanasia (American Veterinary Medical Association, 2020) and state law.

Depopulation: AVMA definition of the term depopulation refers to the rapid destruction of a population of animals in response to urgent circumstances with as much consideration given to the welfare of the animals as practicable. Farmers should consult with their veterinarian to determine the options and guidelines for depopulation such animals in accordance with practices outlined by the American Vet Medical Association (AVMA) Guidelines on Depopulation (American Veterinary Medical Association, 2019 Edition) and state law.

Dead Animal Disposal: Whether there is an individual animal or mass depopulation of animals, each farm should have a plan on file to manage animal tissue, whole carcasses, or portions thereof, must be disposed of according to the Michigan Bodies of Dead Animal Act, Act 239 of 1982, Amended Act No. 311, Public Acts of 2008, December 18, 2008.

REFERENCES

American Veterinary Medical Association. 2020. AVMA guidelines for the euthanasia of animals: 2020 Edition. Available at: <https://www.avma.org/sites/default/files/2020-01/2020-Euthanasia-Final-1-17-20.pdf> (Visited 7.28.2022)

American Veterinary Medical Association. 2019. AVMA guidelines for the depopulation of animals: 2019 Edition. Available at: <https://www.avma.org/sites/default/files/resources/AVMA-Guidelines-for-the-Depopulation-of-Animals.pdf>. (Visited 7.28.2022)

Arrington, L.C. 1980. Market Turkey Management-Brooding, North Central Regional Extension Publication #115.

Berg, R. and D. Halvorson. 1985. The Turkey Management Guide, The Minnesota Turkey Grower's Association, St. Paul, MN.

Cobb Broiler Management Guide. Cobb-Vantress, Siloam Springs, AR. <https://www.cobb-vantress.com/assets/Cobb-Files/045bdc8f45/Broiler-Guide-2021-min.pdf> (Visited 7.28.2022)

Eleazer, T.H., C.R. Douglas, and G.D. Butcher, 1990. Bobwhite Quail Production, Florida Extension Publication Circular 879.

FDA Stewardship Plan. Available at: <https://www.fda.gov/animal-veterinary/cvm-updates/fda-delivers-progress-update-5-year-veterinary-stewardship-plan-publishes-report-about-antimicrobial>

Flegal, C.J. and C.C. Sheppard. 1981. Managing Gamebirds, Michigan Extension Bulletin E692.

Management Guidelines Raising Commercial Turkeys. Aviagen Turkeys. <https://www.aviagenturkeys.us/uploads/2021/08/20/Aviagen%20Commercial%20Guide.pdf> (Visited 7.28.2022)

Michigan Commission of Agriculture and Rural Development. Generally Accepted Agricultural and Management Practices for Manure Management and Utilization. Lansing, MI.

Michigan Bodies of Dead Animal Act. 2008. http://www.michigan.gov/mda/0,1607,7-125-48096_48404---,00.html (Visited 7.28.2022)

Ross Broiler Management Guide, 2018

https://en.aviagen.com/assets/Tech_Center/Ross_Broiler/Ross-BroilerHandbook2018-EN.pdf (Visited 7.28.2022)

DOMESTIC RABBITS

MANAGEMENT OVERVIEW

Rabbits are raised for research, meat, wool, pelts, show, pets, and as a hobby (Cullere and Zotte, 2018). They are maintained under a wide variety of conditions ranging from single backyard hutches to large environment-controlled commercial production units. Rabbits are adaptable to a wide range of housing and management systems provided their needs for shelter, nutrition and health care are met.

If rabbits are raised and sold for laboratory use, they must be raised according to the provisions of the Animal Welfare Act (1966). Rabbitries producing rabbits for laboratory use must also be licensed by the U.S. Department of Agriculture.

MANAGEMENT PRACTICES

Nutrition: Rabbits must be fed a sufficient quantity of wholesome, palatable feed to meet their nutrient requirements (Nutrition of the Rabbit 3rd Edition, 2020; Cheeke, 2012; National Research Council 1977). Each pen should be provided with suitable feed receptacles (typically a crock or metal feeder and a hay manger if loose hay is fed) to allow easy access to uncontaminated feed.

Rabbits must have access to clean, fresh water daily. Water receptacles (crops, water bottles, etc.) or automatic waterers may be used. Frequent watering or use of heating systems should be employed to assure that an adequate supply of drinking water is available to the animals during freezing temperatures.

Feeding young newly weaned rabbits between the ages of 6 and 10 weeks of age requires special attention as they are prone to infectious digestive disorders such as epizootic rabbit enteropathy. Feed restriction, as opposed to ad lib feeding, post-weaning has been shown to reduce digestive disorders in young rabbits. However, rabbits must be carefully monitored to ensure proper nutrition and growth and to prevent feed competition (Piles, et al. 2017; Gidenne, et al. 2012). With new rules regarding the feeding of antibiotics, feeding and management strategies that establish healthy growth, resistance to digestive problems, and promote a strong immune system should be employed.

Handling and Transportation: Proper handling of rabbits will help prevent injury to the animals, as well as to the handlers. Recommended methods for handling and examining rabbits are given in Rabbit Production (Cheeke, et al. 2000), the Official Guidebook: Raising Better Rabbits and Cavies and the Domestic Rabbit Guide (ARBA, undated)), or training program materials on handling rabbits produced by the University of Wisconsin (UW-Milwaukee, 2021).

The safety and comfort of the animals are of prime importance when transporting rabbits. Wire carrying cages are recommended for transporting rabbits. Carrying cages should be of sufficient size to allow the rabbits to turn about freely and make normal postural adjustments. Carrying cages with wire ($\frac{1}{2}$ inch by 1 inch) floors suspended above solid bottoms are recommended. Cat carriers are not recommended for transporting rabbits, as rabbits could be injured when removing them from the carrier. Rabbits should be provided with a non-toxic absorbent bedding material to prevent leakage in transit. Loading rabbits into transport crates or cages should be conducted with care. Carefully placing each rabbit into the transport crate or cage can help to minimize fear and distress associated with transport. Handlers must avoid hurried loading and rough handling such as inappropriate lifting and must not carry and throw rabbits into the crates. Post-mortem examination of rabbits at the slaughterhouse implicates poor handling as a primary factor in limb trauma pathologies (Valkova et al. 2021).

Rabbits being transported should be observed frequently and should have access to feed and water (or feed that will satisfy their water needs) if in transit for more than 6 hours. The shorter the transport (1 hour or less) the less likelihood of incidence of dead-on-arrival (DOA). Transport time greater than 3 hours paired with long holding times pre-slaughter (>7 hours) produced significantly more DOAs. A delay or cancellation of transport should occur for animals that appear unhealthy, dehydrated, or exhausted and unfit to withstand travel. Season of the year and stocking density also impact incidence of DOAs. During hot weather, precautions should be taken to guard against heat stress (Caucci, et al. 2018).

RECOMMENDATIONS FOR THE ENVIRONMENT

It is essential that good sanitation and vermin (insects, ectoparasites, and avian and mammalian pests) control be provided whether rabbits are housed indoors or out-of-doors. The use of screens and approved sprays and baits are suggested to help control insects in the rabbitry. Pens, feed, and watering equipment should be cleaned and sanitized periodically. Accumulations of hair on rabbit pens should be removed. Frequent removal of manure from under the cages will help prevent unpleasant odors and ammonia fumes, as well as reduce environments that are conducive to insect propagation. All feed and bedding should be stored in bins or containers in a cool, dry, area which would not attract rodents.

FACILITIES AND EQUIPMENT

Housing: Although rabbits may be housed under a variety of conditions, they should be provided a comfortable environment which will limit stress and risk of injury and afford good ventilation and protection from the elements. If rabbits are raised in outside hutches, the hutches should have watertight roofs. Hutches should be designed to protect the rabbits from wind, snow, rain, sun, and predators, yet allow for sufficient ventilation for removal of hot air in summer and moisture in winter. Hutches suspended above the ground with welded wire floors and sides are conducive to good air circulation

and sanitation, as opposed to solid wooden hutches. The size of hutch required will depend on the size and number of the rabbits to be housed (see pens below).

When rabbits are housed in a building, the building should provide adequate ventilation and drainage to maintain a healthy environment for the animals. Ventilation may be natural or by mechanical means (fans) when natural air movement is not sufficient. Typically, in indoor housing, single-tiered, all-wire pens are suspended. Single-tiered pens facilitate animal care and sanitation and are preferred over multi-tiered pens. Concrete or dirt floors with pits under the pens to contain the droppings are recommended for indoor rabbitries. Automatic pit cleaners are desirable but not essential. Disposal of manure should be in accordance with Michigan Manure GAAMPs.

Rabbits are herbivorous animals and under semi-wild conditions may spend up to 70 percent of their day searching for food and feeding (Nutrition of the Rabbit 3rd Edition, 2020; Cheeke, 2012; Torcino and Xiccato, 2004). Rabbits have an innate need to gnaw or chew. The provision of enrichments such as gnawing sticks within intensive cage or hutch environments may reduce the incidence of abnormal behavior (Stapleton, 2021). Cage biting is one abnormal behavior associated with barren environments and can cause tooth damage. Provision of enrichments may improve growth and carcass characteristics for meat rabbits (Stapleton 2021; Verga, et al. 2004). For example, recent research conducted with New Zealand White rabbits has indicated the provision of gnawing sticks can improve carcass traits and body weights (Mohammed and Nasr, 2016).

Pens: Rabbit pens must be clean, dry, and of sufficient size to allow the animals to perform their normal physiological functions, including rest, sleep, grooming, defecation, breeding, kindling, and raising young. Giant breeds of rabbits require larger pens than the small breeds. Suggested pen sizes for various size rabbits are given by Cheeke, et al. (2000), and the American Rabbit Breeders Association (see references). Pens should be structurally sound and constructed of durable, non-toxic materials which resist corrosion and are conducive to good sanitation. The pens should be maintained in good repair and afford protection to the rabbits from injury and predators.

It has been desirable to house rabbits in meshed wire bottom pens suspended above the ground to allow feces and urine to fall through the pen floors and for ease in removal of these waste products from under the pens. However, lifetime housing of domestic rabbits on wire mesh can produce painful foot lesions known as ulcerative pododermatitis especially in does (Rosell and de la Fuente 2009). Recent research comparing different floor types and its impact on rabbit foot health, soiling of fur, parasite control and the sanitation of pens indicate flat metal slatted floors, which can be easily cleaned, kept rabbits' cleaner, and lowered parasite counts (Tillman et al. 2019). A perforated plastic mat overlay (Rommers and de Jong, 2011) also decreased incidence of sore and soiled feet and hocks especially in breeding does. In the Netherlands, Dutch rabbit farmers have implemented the use of a simple plastic mat to reduce foot lesions in housed does (degree and Rommers, 2021).

Another study examined the impact of stocking density and collective housing on behavior and stress in male and female rabbits (Torcino et al. 2018). They found that floor type (wooden slats) was more challenging to rabbit welfare than higher stocking density regardless of gender. Solid floored pens may be more suitable for some giant breeds of rabbits that are prone to foot problems. Rabbits housed in wire mesh bottom cages should be provided with a section of flat surface that can be sanitized for foot resting to help eliminate foot problems. Solid floored pens should be provided with clean, dry litter and should be cleaned frequently. A solution of household bleach with water and sunshine are effective disinfectants.

Bred does should be provided with an adequately sized nest box in which to raise their young during the first few weeks after kindling. The nest box should contain a suitable bedding material and should be placed in the pen a few days prior to kindling. Several types of bedding, including straw, wood chips or sawdust (do not use cedar which is a respiratory irritant or walnut which can be toxic), crushed/shredded sugar cane, and newspaper, can be used. Nest boxes may be constructed of wood, metal, plastic, or wire. Disposable liners should be used with wire nest boxes. In non-heated rabbitries during cold weather, well insulated nest boxes should be provided, or the does should be moved to a warm area to kindle and raise their litters for the first few weeks. Good nest box sanitation is essential. Studies on the impact of group housing on breeding does indicate issues with maintaining health status, kit survivability, and stress (Pérez-Fuentes et al. 2020; Zomeña et al. 2018). A recent review of research outcomes on doe housing was published by Szendrő, et al. 2019.

HEALTH CARE AND MEDICAL PROCEDURES

Optimal management practices are essential to maintain good health status in the rabbitry. A program of disease prevention and control should be established and may include consultation with a veterinarian. Rabbit breeders should be on the lookout for signs of illness. Any sick or injured animals should be immediately treated, or if necessary, humanely euthanized. Rabbits that are under quarantine or suspected of having an infectious disease should be separated from other rabbits to minimize the spread of disease. Organic production programs should work with a veterinarian to ensure adequate protection and treatment for sick animals.

Pharmaceutical Use: To ensure continued human and animal the US Food and Drug Administration (FDA) Center for Veterinary Medicine (CVM) has developed a 5 year Veterinary Stewardship Plan designed to slow the emergence of antimicrobial resistance that can arise from the use of antibiotics in animals while ensuring safe and effective use of medically important antibiotic use in animals and humans. Medically important antibiotics include cephalosporins, gentamicin, lincomycin, oxytetracycline, penicillin G procaine and benzathine, sulfadimethoxine, sulfamethazine and tylosin, are important to both human and animal health. The intent of this legislation is to ensure that these drugs are used under veterinary supervision, reducing the chance for antimicrobial resistance in humans.

As of June 11, 2023, the FDA expects that all over the counter (OTC) medically important antibiotics in dosage forms such as injectable, intramammary, and boluses, approved for use in animals (both food-producing and companion), will require a prescription from the veterinarian with whom they have a valid VCPR to purchase the drugs. The following statement will be included on the label ***“Caution: Federal law restricts this drug to use by or on the order of a licensed veterinarian”***.

It is imperative that those engaged in raising livestock and poultry for human consumption understand the prudent and legal use of pharmaceutical products. To help ensure that health and welfare of livestock and poultry and the safety of food they produce for the public, a veterinary-client-patient relationship (VCPR) is highly recommended. In most cases, a valid VCPR is mandatory for acquiring and using pharmaceutical products in food producing animals *ie. veterinary feed directive and medically important antimicrobial drugs*. Michigan currently follows the federal definition for a VCPR which states that a VCPR is considered valid if the following is observed (Code of Federal Regulations 530.3)

(<http://www.fda.gov/AnimalVeterinary/DevelopmentApprovalProcess/ucm460406.htm>):

1. A licensed veterinarian has assumed the responsibility for making medical judgments regarding the health of (an) animal(s) and the need for medical treatment, and the client (the owner of the animal or animals or other caretaker) has agreed to follow the instructions of the veterinarian;
2. there is sufficient knowledge of the animal(s) by the veterinarian to initiate at least a general or preliminary diagnosis of the medical condition of the animal(s); and,
3. the veterinarian is readily available for follow-up in case of adverse reactions or failure of the regimen of therapy. Such a relationship can exist only when the veterinarian has recently seen and is personally acquainted with the keeping and care of the animal(s) by virtue of examination of the animal(s), and/or by medically appropriate and timely visits to the premises where the animal(s) are kept.

Euthanasia: Animals that are seriously injured or ill and show no promise for recovery should be euthanized immediately. Farmers should consult with their veterinarian to determine the options and guidelines for euthanizing such animals in accordance with practices outlined by the American Vet Medical Association (AVMA) Guidelines on Euthanasia (American Veterinary Medical Association, 2020) and state law.

Depopulation: AVMA definition of the term depopulation refers to the rapid destruction of a population of animals in response to urgent circumstances with as much consideration given to the welfare of the animals as practicable. Farmers should consult with their veterinarian to determine the options and guidelines for depopulation such animals in accordance with practices outlined by the American Vet Medical Association (AVMA) Guidelines on Depopulation (American Veterinary Medical Association, 2019 Edition) and state law.

Dead Animal Disposal: Whether there is an individual animal or mass depopulation of animals, each farm should have a plan on file to manage animal tissue, whole carcasses, or portions thereof, must be disposed of according to the Michigan Bodies of Dead Animal Act, Act 239 of 1982, Amended Act No. 311, Public Acts of 2008, December 18, 2008.

REFERENCES

American Veterinary Medical Association. 2020. AVMA Guidelines for the Euthanasia of Animals: 2020 Edition. Available at: <https://www.avma.org/sites/default/files/2020-02/Guidelines-on-Euthanasia-2020.pdf> (Visited 4.1.2022)

American Veterinary Medical Association. 2019. AVMA Guidelines for the Depopulation of Animals: 2019 Edition. Available at: <https://www.avma.org/sites/default/files/resources/AVMA-Guidelines-for-the-Depopulation-of-Animals.pdf>. (Visited 4.1.2022)

Animal Welfare Act, 1966. The Act of August 24, 1966 (Public Law 89-544) commonly known as the Laboratory Animal Welfare Act, as amended by the Act of December 24, 1970 (Public Law 91-579), the Animal Welfare Act of 1970, the Health Research Extension Act of 1985. https://www.aphis.usda.gov/aphis/ourfocus/animalwelfare/sa_awa (Visited 4.1.2022)

ARBA (American Rabbit Breeders Association) Official Guidebook: Raising Better Rabbits and Cavies. and Domestic Rabbit Guide. American Rabbit Breeders Association, Bloomington IL. . Available for purchase at: <https://arba.net/product-category/publications/> (Visited 4.1.2022).

Caucci, C., G. DiMartin, K. Capello, M. Mazzucato, A. Torcino, G. Xiccato, N. Lago, M. Brichese and L. Bonfanti. 2018. Risk factors for pre-slaughter mortality in fattening and breeding rabbits. *Livestock Science* 210: 55-58.

Cheeke, P. 2012. Rabbit Feeding and Nutrition. Animal Feeding and Nutrition Monograph Series. Academic Press, Inc. Orlando, FL.

Cheeke, P.R., N.M. Patton, S.D. Lukefahr, and J.I. McNitt, 2000. Rabbit Production. 8th Ed. Interstate Printers and Publishers, Inc., Danville, IL. 493 pp.

Cullere, Marco and Antonella Dalle Zotte. 2018. Rabbit meat production and consumption: State of knowledge and future perspectives. *Meat Science*, 143: 137-146.

FDA Stewardship Plan. Available at: <https://www.fda.gov/animal-veterinary/cvm-updates/fda-delivers-progress-update-5-year-veterinary-stewardship-plan-publishes-report-about-antimicrobial>

Gidenne, T, S. Combes, and L. Fortun-Lamothe. 2012. Feed intake limitation strategies for the growing rabbit: effect on feeding behaviour, welfare, performance, digestive physiology and health: A review. *Animal* 6:1407 -1419.

Michigan Bodies of Dead Animal Act. 2008.
<https://www.michigan.gov/mdard/animals/disposal> (Visited 7.26.2022)

Mohammed, H. and N. Nasr, 2016. Growth performance, carcass traits, behavior and welfare of New Zealand White rabbits housed in different enriched cages. *Animal Production Science*, 57(8): 1759-1766. <https://doi.org/10.1071/AN15865> (Visited 4.1.2022)

National Research Council, 1977. Nutrient Requirements of Rabbits. National Academy Press, Washington, DC. 30 pp.

Nutrition of the Rabbit, 3rd Edition. 2020. Eds. De Blas, C. and J. Wiseman. CABI, Boston, MA.

[Pérez-Fuentes, S.](#), [A. Muñoz-Silvestre](#), [E. Moreno-Grua](#), [E. Martínez-Paredes](#), [D. Viana](#), [L. Selva](#), [A. Villagrà](#), [C. Sanz-Tejero](#), J. J. Pascual, [C. Cervera](#), and [J. M. Corpa](#). 2020. Effect of different housing systems (single and group penning) on the health and welfare of commercial female rabbits. *Animal* 14: 1270-1277. DOI: <https://doi.org/10.1017/S1751731119003379> (Visited 7.26.2022)

Piles, M., I. David, J. Ramon, L. Canario, O. Rafel, M. Pascual, M. Ragab and J.P. Sanchez. 2017. Interaction of direct and social genetic effects with feeding regime in growing rabbits. *Genetic Selection and Evolution* 49: 58. <https://doi.org/10.1186/s12711-017-0333-2> (Visited 7.26.2022)

Stapleton, N. 2021. Guide to behavioural issues in rabbits. In Practice Jan/Feb: 18-25. DOI: <https://bvajournals.onlinelibrary.wiley.com/doi/epdf/10.1002/inpr.4> (Visited 4.1.2022).

Szendró, Z., A. Trocino, S. Hoy, G. Xiccato, A. Villagrà and L. Maertens. 2019. A review of recent research outcomes on the housing of farmed domestic rabbits: reproducing does. *World Rabbit Science* 27: 1–14.

Tillman, K., I. Windschnurer, J. Gamper, B. Hinney, T. Rüllicke. B.K. Podesser, J. Troxler and R. Plasenzotti. 2019. Welfare assessment in rabbits raised for meat and laboratory purposes in enclosures with two floor types: Perforated plastic with holes versus slats. *Research in Veterinary Science*, 122 : 200-209. See: <https://doi.org/10.1016/j.rvsc.2018.11.016> (Visited 4.1.2022)

Torcino, A., E. Filiou, C. Zomeño, M. Birolo, D. Bertotto and G. Xiccato. 2018. Behaviour and reactivity of female and male rabbits housed in collective pens: Effects of floor type and stocking density at different ages. *World Rabbit Science*, 26:135 – 147. See: <https://doi.org/10.4995/wrs.2018.7747> (Visited 4.1.2022)

Torcino, A. and G. Xiccato. 2004. Animal welfare in reared rabbits: A review with emphasis on housing systems. *World Rabbit Science*, 14:77-93.

University of Wisconsin-Milwaukee, University Safety and Assurances Animal Care Program. 2021. Animal Specific Training: Rabbits. <https://uwm.edu/animal-care/training/manual/rabbits/> (Visited 4.1.2022)

Verga, M., I. Zingarelli, E. Heinzl, V. Ferrante, P.A. Martino, and F. Luzi. 2004. Effects of housing and environmental enrichment on performance and behavior in fattening rabbits. *World Rabbit Science*, 13: 139-140.

Zomeño, C., M. Birolo, F. Gratta, A. Zuffellato, G. Xiccato, and A. Trocino. 2018. Effects of group housing system, pen floor type, and lactation management on performance and behaviour in rabbit does. *Applied Animal Behaviour Science* 203: 55–63.

FARM-RAISED MINK AND FOX

MANAGEMENT OVERVIEW

The humane raising of mink or fox under farm conditions requires a thorough knowledge of the animals' natural life cycle and their normal behavior including breeding cycles, whelping and lactation behavior, weaning and separation procedures, growing and furring periods. The mink or fox farmer must have a working knowledge or access to the nutritional needs of the animals throughout their life cycle. It is imperative to have adequate facilities to supply and maintain proper housing, a reliable supply of clean drinking water and storage capabilities for quality feed. Proper protocols must be in place for the daily recording and treatment of sick or injured animals, the monitoring of death losses, extreme environmental conditions, manure management, pest control and euthanasia. The mink or fox farmer must assure the welfare of their mink, which includes developing the skills of observation and the management knowledge/training to properly ensure quality welfare for the mink, as well as ensuring that employees on the farm are competent, properly trained individuals who have a good understanding of all the farm management protocols that they will be involved with. The mink or fox farmer should develop a site plan of the farm, and ensure it is present on the farm. A written entrance biosecurity policy for both farm employees and visitors to the farm should be in place with signage to identify bio-secure areas and directions and/or contact information to instruct visitors. Farm employees who are involved with the care of the mink or fox must be trained to practice proper animal handling and understand proper animal husbandry. A record should be kept by the farm indicating when each employee was trained, and the employee must sign-off that he/she completed the training. There should be an employee Code of Conduct developed to instruct all employees that all farm specific protocols and biosecurity measures must be adhered to, that all mink or fox need to be handled with care and require that all employees, if they witness any practice that causes avoidable pain or suffering, that employee must immediately notify a supervisor.

These GAAMPs for the care of farm-raised mink and fox were compiled primarily from the Standard Guidelines for Operation of Mink Farms in the United States Fur Commission U.S.A., 2019 and the Standard Guidelines for the Operation of Fox Farms in the United States (North Central Fox Producers and U.S. Fox Shipper's Council, 2006). These guidelines were developed by the Fur Commission U.S.A. (mink) and the North Central Fox Producers and U.S. Fox Shipper's Council (fox) and adopted by the mink and fox farming industries to promote sound husbandry and humane treatment of these animals in accordance with current accepted moral and ethical standards. Other pertinent guidelines include the Code of Practice for the Care and Handling of Mink (National Farm Animal Care Council, 2013) and the Code of Practice for the Care and Handling of Farmed Fox (National Farm Animal Care Council, 2013).

MANAGEMENT PRACTICES

Nutrition: Mink and fox should be fed a complete diet that fulfills the animals' various nutritional needs and modified as nutritional requirements of the life stages of the mink or fox change. Nutritional information is available from a variety of sources (National Research Council, 1982; Rouvinen-Watt et al., 2005). The farm should have a nutritionally balanced ration developed through consultation with a nutritionist or purchase a fully balanced complete feed. Analysis of mixed food rations, when needed, should be obtained from a qualified laboratory. Feed ingredients should be tested for nutritional value (protein, carbohydrates, fat, moisture) and for bacterial levels (plate count). The total mixed ration should be tested for nutritional value (protein, carbohydrates, fat, moisture) and bacterial levels (plate count) at least quarterly throughout the year. Complete dry and/or complete ready-mixed wet foods must be stored and fed according to the manufacturer's instructions. Ready access to potable water is particularly important to animals fed dry diets and during extremely warm weather and periods of freezing temperatures.

Feed Storage and Preparation: When the farmer is handling fresh and frozen animal by-products that can deteriorate quickly, the collection, storage and preparation of feed should be carried out under sanitary conditions. Transport vehicles and containers used for collection of animal by-products should be drip-proof and be thoroughly washed after each collection. Animal by-products should be refrigerated or preserved to ensure freshness and nutritional value. Feed preparation machinery, grinders, mixers, and blenders should be cleaned after use and regularly maintained. Dry foods such as cereals and supplements should be stored under dry and pest-free conditions. Individuals involved with feed preparation should be properly trained.

Feed Distribution: Sufficient feed must always be given to ensure the health and well-being of the animals. Feed should be placed in such a position that animals can easily reach it. This is particularly important with young animals and during periods of extreme cold. Feed must be provided at least daily to growing and mature animals. Once full growth is achieved, it may be desirable to skip feed occasionally to aid conditioning. Feed carts used to deliver wet feed, hoppers for dry feed and the wet feed area of cages should be cleaned and maintained on a routine schedule. Waste feed should be disposed of in accordance with the farm's waste management plan.

Watering Systems: Farmers must ensure that clean, fresh water is always readily available to animals. When either a fully automatic or semiautomatic system is used, an alternative supply of water should be available. Care must be taken so that automatic water systems remain clean and that individual valves or nipples function properly. Regular maintenance must be carried out to prevent leaking of valves and connections that can cause wet areas on the farm. The watering system must ensure easy access to drinking water and the system should be checked during hot weather to ensure uninterrupted availability. In areas where weather can be uncomfortably warm in the summers, water mist systems in the sheds are recommended to ensure the comfort of animals. The farm's water source should be tested for its component content (i.e. pH,

nitrites, lead, salt) and bacterial content at least once yearly or after any major repair work is done on the system. The farm should have a written back up plan in place in the event the primary watering system fails (i.e., equipment breakdown, power failure, freezing). The watering systems must be checked daily to be sure that they are functioning.

Handling and Transportation: Precautions must be taken when handling mink and fox to prevent injury to the animals and the handler. Mink are routinely handled with heavy leather gloves, while fox are most commonly handled with metal tongs.

Transportation of mink and fox requires special attention to traveling crates design, care of the animals in transit, and where required, proper documentation. A delay or cancellation of transport should occur for animals that appear unhealthy, dehydrated, or exhausted and unfit to withstand travel. Detailed recommendations for transportation of mink and fox can be found in the Standard Guidelines for Operation of Mink Farms in the United States (Fur Commission U.S.A., 2019) and the Standard Guidelines for the Operation of Fox Farms in the United States (North Central Fox Producers and U.S. Fox Shipper's Council, 2006), respectively.

RECOMMENDATIONS FOR THE ENVIRONMENT

The mink or fox farmer must develop an effective hygienic and sanitary program to promote a healthy environment. Farmers must observe all local, state, and federal laws intended to protect ground and surface water quality and should cooperate with officials in their jurisdictions to develop appropriate management practices. The farm should follow a written waste management plan and have a water quality control program. Sheds/barns should be designed to keep rainwater off the manure. Feed preparation buildings and surroundings areas must be kept clean. Pens and nest boxes must be cleaned regularly as dictated by the time of year. The farm should have a plan in place to address manure buildup on false cage bottoms. The farm should have a written pest management plan that addresses the housing area and the feed storage and preparation areas.

FACILITIES AND EQUIPMENT

Site: A new mink or fox farm's location must be carefully selected. Due consideration must be given to local environmental conditions, artificial light, foreseeable neighborhood development, and subsequent development of the farm. The location must comply with local, state, and federal environmental regulations. A protective fence must be constructed around the perimeter of the area where mink or fox are housed or the buildings housing the animals are closed to protect the animals from predators and/or disease-carrying wildlife, and to keep unconfined mink or fox from exiting a bio-secure environment. A site plan of the farm needs to be available at the farm office, showing all sheds and describing the types, number, dimensions, maximum animal densities of the specific pens, date of construction and date of any major repairs of all pens within the

specific sheds. The farm must have a process in place to capture any mink that have escaped. Live traps must be checked daily or as appropriate.

Sheds: Any building erected to house mink or fox must provide proper ventilation as well as clean, hygienic conditions, and at the same time afford protection from the elements. The sheds should be constructed to allow for adjustments to protect against weather extremes and the farm should develop a written plan to address extreme heat or cold. The sheds should be constructed in a way that allows for adequate light to observe the animals and designed to allow for exposure to natural or artificial light that mimic the needed natural photoperiod stimulation. Sheds may be constructed to hold any number of rows, providing air quality and farm manure management protocols are met. Air quality can be measured by determining ammonia levels at the cage level; 25 ppm is the standard and maximum acceptable level. Sheds should be designed to keep the rainwater off the manure found below the pens. The areas under the pens must allow the efficient removal of manure and used bedding materials. The pens that house mink or fox should be a minimum of 12 inches above ground level to allow feces to fall out of the pen. The alleyways between the pens should be wide enough to allow for ease in observing and handling the animals and allow movement of any needed equipment.

Pens: Mink and fox are typically reared singly or in pairs or as littermates (foxes) from weaning through pelting. It is recommended that breeder mink be housed singly while breeder fox may be housed singly or in breeding pairs. Pens must provide sufficient area for animals to perform natural physical movement and must allow for comfort activities such as rest, sleep, grooming, defecation, and in the case of breeding pens, the rearing of young. Recommended pen sizes for mink and fox are provided in the Standard Guidelines for the Operation of Mink Farms in the United States (Fur Commission U.S.A., 2019) and the Standard Guidelines for the Operation of Fox Farms in the United States (North Central Fox Producers and U.S. Fox Shipper's Council, 2006), respectively. Current guidelines for mink (Fur Commission U.S.A., 2013) state that whelping pens should have a volume of 4,300 cubic inches and furring pens of 3,800 cubic inches for the first two animals and 900 cubic inches for each additional mink. The nesting box volume counts as additional space when attached to the outside of the pen. To ensure timely weaning of kits, the minimum height all pens should be 12 inches. Pens containing single breeder females should have a minimum width of 6 inches and those containing single breeder males, a minimum width of 7.5 inches. Pens designed for single mink should have a minimum of 2,500 cubic inches.

Guidelines for minimum dimensions of pens constructed after January 1, 2019 are given in the table on the following page.

New Pen Construction Table

Pen density	Minimum height	Minimum width	Nest box size	Minimum living space (floor, nest box, shelf)
Single female	15 inches	7.5 inches	45 sq. inch minimum	225 sq. inch minimum (shelf is not counted)
Single male	15 inches	9 inches	60 sq. inch minimum	275 sq. inch minimum (shelf is not counted)
Female with litter	15 inches	12 inches	80 sq. inch minimum	440 sq. inch minimum (100 sq. inch max countable living space for a shelf)
2 juveniles	15 inches	12 inches	80 sq. inch minimum	440 sq. inch minimum (100 sq. inch max countable living space for a shelf)
More than 2 juveniles				75 sq. inches of living space per each additional female and 100 sq. inches of living space per each additional male

Pens should be durably constructed with non-toxic, corrosion-resistant materials to contain the animals securely and to prevent animals from injuring themselves or those in adjacent pens. Pens should be of sufficient height above the ground to allow feces to fall from the pen and to allow for clearing of manure. In the case of mink, breeding pens should permit the fitting of a false floor to prevent the young from falling to the ground.

The arrangement of pens should enable visual and physical inspection of all areas and all housed animals. In each pen, there should be a fresh water source available that is easily accessible by the animal and allows inspection and cleaning by the farmer. All pens need some form of enrichment that adds complexity to the pen environment (jump-up nest box, drop-in nest box, feed board, shelf, hammock, tube and/or manipulative enrichment fulfill this requirement).

Nest Boxes: Each pen should be provided with a clean, dry nest box or "nester" in the form of a wooden box or wire-nester of adequate size where the mink or fox can rest or sleep comfortably. A clean, dry nester should be designed to accommodate appropriate nesting materials such as marsh hay, straw, wood shavings, excelsior, or crushed sugarcane. Nesters should be designed to provide sufficient space according to the sex and size of the animal, to permit each animal to rest and sleep comfortably. Breeder nest

boxes should allow sufficient space for the mother and her litter. Special consideration should be given at time of whelping to methods of avoiding unnecessary exposure of the mother and her young. Guidelines for minimum nest box sizes for pens constructed after January 1, 2019 are given above.

HEALTH CARE AND MEDICAL PROCEDURES

Developing a close working relationship with a licensed veterinarian will facilitate development of a program of disease prevention and control. The mink or fox farmer should consult with their veterinarian at least once per year. Mink and fox farmers and their employees must be aware of the well-being of the animals and must be able to detect signs of a distressed or sick animal including abnormal behavior, change in appetite, abnormal feces and other indicators of ill health. All mink and fox should be observed at least once a day. Any sick or injured animals should be immediately treated or, depending upon the severity of their condition, humanely euthanized. A veterinarian should investigate unexplained deaths, if possible. The farm should keep written treatment records and written records of daily mortalities. The farm should maintain some basic medicines and supplies to treat basic illnesses and injuries through consultation with a veterinarian. An abnormal increase of mortalities should be investigated by a veterinarian. The mink or fox farm should have a vaccination protocol developed through consultation with a veterinarian and the mink farm should have an Aleutian Disease Virus testing protocol through consultation with a veterinarian.

When mink herds are infected with Aleutian Disease virus, animals should be tested, infected animals culled, facilities appropriately cleaned and disinfected with parvocidal disinfectants and biosecurity improved. Recommendations for biosecurity procedures can be found in Appendix (Biosecurity Protocols for the Operation of Mink Farms in the United States) of the Standard Guidelines for Operation of Mink Farms in the United States (Fur Commission U.S.A., 2019).

Pharmaceutical Use: To ensure continued human and animal the US Food and Drug Administration (FDA) Center for Veterinary Medicine (CVM) has developed a 5 year Veterinary Stewardship Plan designed to slow the emergence of antimicrobial resistance that can arise from the use of antibiotics in animals while ensuring safe and effective use of medically important antibiotic use in animals and humans. Medically important antibiotics include cephalosporins, gentamicin, lincomycin, oxytetracycline, penicillin G procaine and benzathine, sulfadimethoxine, sulfamethazine and tylosin, are important to both human and animal health. The intent of this legislation is to ensure that these drugs are used under veterinary supervision, reducing the chance for antimicrobial resistance in humans.

As of June 11, 2023, the FDA expects that all over the counter (OTC) medically important antibiotics in dosage forms such as injectable, intramammary, and boluses, approved for use in animals (both food-producing and companion), will require a prescription from the veterinarian with whom they have a valid VCPR to purchase the drugs. The following

statement will be included on the label ***“Caution: Federal law restricts this drug to use by or on the order of a licensed veterinarian”***.

It is imperative that those engaged in raising livestock understand the prudent and legal use of pharmaceutical products. To help ensure that health and welfare of livestock, a veterinary-client-patient relationship (VCPR) is highly recommended. In most cases, a valid VCPR is mandatory for acquiring and using pharmaceutical products in food producing animals *ie. veterinary feed directive and medically important antimicrobial drugs*. Michigan currently follows the federal definition for a VCPR which states that a VCPR is considered valid if the following is observed (Code of Federal Regulations 530.3)

(<http://www.fda.gov/AnimalVeterinary/DevelopmentApprovalProcess/ucm460406.htm>):

1. A licensed veterinarian has assumed the responsibility for making medical judgments regarding the health of (an) animal(s) and the need for medical treatment, and the client (the owner of the animal or animals or other caretaker) has agreed to follow the instructions of the veterinarian;
2. there is sufficient knowledge of the animal(s) by the veterinarian to initiate at least a general or preliminary diagnosis of the medical condition of the animal(s); and,
3. the veterinarian is readily available for follow-up in case of adverse reactions or failure of the regimen of therapy. Such a relationship can exist only when the veterinarian has recently seen and is personally acquainted with the keeping and care of the animal(s) by virtue of examination of the animal(s), and/or by medically appropriate and timely visits to the premises where the animal(s) are kept.

Euthanasia: It is imperative that mink and fox farmers utilize humane techniques for euthanasia of their animals. Euthanasia methods used must have an initial depressive action on the central nervous system to ensure immediate insensitivity to pain without causing fear and anxiety. The Standard Guidelines for Operation of Mink Farms in the United States (Fur Commission U.S.A., 2019) and the Standard Guidelines for the Operation of Fox Farms in the United States (North Central Fox Producers and U.S. Fox Shipper's Council, 2006) recommend acceptable procedures for euthanasia of mink and fox that are described in the AVMA Guidelines on Euthanasia (AVMA, 2020). The American Veterinary Medical Association (AVMA) and Fur Commission USA (FCUSA) recommend pure, carbon monoxide or carbon dioxide in cylinders. The farm should have a written euthanasia protocol and all personnel involved with the euthanasia of mink and fox should be trained and have a documented understanding of the euthanasia protocol. The euthanasia chamber should be purpose built and in good repair. The chamber should be mobile, easy to clean and provide for consistent performance, ease of operation and safety to the operator. Carbon monoxide is a highly toxic gas. Since it has no odor, it must be used only under well-ventilated conditions, and personnel administering it must adhere strictly to appropriate safety practices. Carbon monoxide euthanasia chambers must be charged at a minimum rate of 4 percent carbon monoxide by volume. Carbon dioxide euthanasia chambers must be charged at a minimum rate of

80 percent carbon dioxide by volume. When animals are removed from the chamber, they must be checked to ensure that death has occurred. Farmers should consult with their veterinarian to be in accordance with guidelines and state laws.

Depopulation: AVMA definition of the term depopulation refers to the rapid destruction of a population of animals in response to urgent circumstances with as much consideration given to the welfare of the animals as practicable. Farmers should consult with their veterinarian to determine the options and guidelines for depopulation such animals in accordance with practices outlined by the American Vet Medical Association (AVMA) Guidelines on Depopulation (American Veterinary Medical Association, 2019 Edition) and state law.

Dead Animal Disposal: Whether there is an individual animal or mass depopulation of animals, each farm should have a plan on file to manage animal tissue, whole carcasses, or portions thereof, must be disposed of according to the Michigan Bodies of Dead Animal Act, Act 239 of 1982, Amended Act No. 311, Public Acts of 2008, December 18, 2008.

REFERENCES

American Veterinary Medical Association. 2020. AVMA guidelines for the euthanasia of animals: 2020 Edition. Available at: <https://www.avma.org/sites/default/files/2020-01/2020-Euthanasia-Final-1-17-20.pdf> (Visited 7.28.2022)

American Veterinary Medical Association. 2019. AVMA guidelines for the depopulation of animals: 2019 Edition. Available at: <https://www.avma.org/sites/default/files/resources/AVMA-Guidelines-for-the-Depopulation-of-Animals.pdf>. (Visited 7.28.2022)

FDA Stewardship Plan. Available at: <https://www.fda.gov/animal-veterinary/cvm-updates/fda-delivers-progress-update-5-year-veterinary-stewardship-plan-publishes-report-about-antimicrobial>

Fur Commission U.S.A, 2013. Standard Guidelines for the Operation of Mink Farms in the United States. Fur Commission U.S.A., Medford, OR. 26 pp.

Fur Commission U.S.A, 2019. Standard Guidelines for the Operation of Mink Farms in the United States Fur Commission U.S.A., Medford, OR.

Michigan Bodies of Dead Animal Act. 2008.— http://www.michigan.gov/mda/0,1607,7-125-48096_48404---,00.html (Visited 7.28.2022)

National Farm Animal Care Council. 2013. Code of Practice for the Care and Handling of Mink. http://www.nfacc.ca/pdfs/codes/mink_code_of_practice.pdf. 60 pp. (Visited 7.28.2022)

National Farm Animal Care Council. 2013. Code of Practice for the Care and Handling of Farmed Fox (*Vulpes vulpes*). <https://www.nfacc.ca/codes-of-practice/farmed-fox>. 52 pp. (Visited 7.28.2022)

National Research Council, 1982. Nutrient Requirements of Mink and Foxes. Rev. Ed. National Academy Press, Washington, DC. 72 pp.

North Central Fox Producers and U.S. Fox Shipper's Council, 2006. Standard Guidelines for the Operation of Fox Farms in the United States. North Central Fox Producers, Nisswa, MN and U.S. Fox Shipper's Council, Shell Rock, IA. 15 pp.

Rouvinen-Watt, K., M. White and R. Campbell, 2005. Mink Feeds and Feeding. Canadian Centre for Fur Animal Research, Nova Scotia Agricultural College, Truro, Nova Scotia, Canada. (ISBN 1-555174-323-X) Also on CD-ROM. (ISBN 1-55174-324-8).

AQUACULTURE SPECIES

MANAGEMENT OVERVIEW

Aquaculture is regulated and afforded rights of agriculture enterprises under the Michigan Aquaculture Development Act (Act 199 of 1996). The definition of aquaculture as stated within this act is: “the commercial husbandry of aquaculture species on the approved list of aquaculture species, including, but not limited to, the culturing, producing, growing, using, propagating, harvesting, transporting, importing, exporting, or marketing of aquacultural products under an appropriate permit or registration”.

Aquaculture facilities are required to obtain an aquaculture registration from the Michigan Department of Agriculture and Rural Development. Rearing of fishes for the aquarium trade in closed indoor systems is exempted from registration. Individuals purchasing fish for stocking in public waters shall also obtain a permit from the Michigan Department of Natural Resources and fishes must be certified free of specific diseases prior to release into public waters. Michigan complied laws and permit requirements for aquaculture and baitfish industries are summarized on the North Central Regional Aquaculture Center (NCRAC) website: https://www.ncrac.org/import_regulations/michigan_.

Michigan aquaculturists are composed mainly of small firms concentrating on trout production which includes a mixture of food fish and shrimp, fee-fishing, planting stock sales, and aquaponics.

Because of the diversity of aquaculture species approved for aquaculture production and the variety of husbandry systems used, recommendations for their care must be general in nature. More specific management practices for a wide variety of aquatic species can be found through the search engine on the NCRAC home web page: <http://www.ncrac.org/>.

Water quality should be monitored and maintained within species specific concentration ranges. Parameters farmers should keep in mind, depending on system, species, and environment, may include: DO, suspended solids, pH, CO₂, conductivity (salinity), alkalinity, hardness, phytoplankton/chlorophyll A, nitrogen (N₂, total ammonia nitrogen, nitrite, nitrate), phosphorus (total and reactive), sulfur, and other trace elements found commonly in the supplying water source.

MANAGEMENT PRACTICES

Stock Procurement: An established list of approved species for aquaculture production is contained in the Michigan Aquaculture Development Act. Only aquaculture species on the approved list are allowed for purposes of aquaculture production. Any movement, importing, or exporting of aquaculture species must be in compliance with the Animal Industry Act, 1988 PA 466, MCL Section 287.729a; as amended.

Acceptable sources of aquaculture species should be certified to be pathogen free. Live fishes obtained from an out-of-state hatchery must be certified as being free of certain diseases which are summarized on the North Central Regional Aquaculture Center website: "State Importation and Transportation Requirements for Cultured Aquatic Animals". Pre-entry permits must also be obtained from the Michigan Department of Agriculture and Rural Development prior to importation of fish to an aquaculture facility from outside the state.

Newly acquired aquaculture species should be checked to determine that they are in good condition, regardless of the availability of health history information. Healthy aquaculture species should show good coloration with no obvious abrasions or lesions.

Transportation: Healthy aquaculture species may be safely and easily transported as long as care is taken to reduce the associated stress. Feed should be withheld from farm-reared species for two days prior to transport to reduce fouling of the transport water. Since the stress of transport often results in animals going off feed, withholding feed for one or two days after receipt, followed by a gradual return to normal feeding levels, may be beneficial.

To minimize stress, the temperature of transport water should remain as close as possible to the supplier's ambient water temperature. However, aquaculture species will generally travel better in cool water because of lowered oxygen requirements and higher levels of available dissolved oxygen. It is equally, if not more important to emphasize trying to match the hauling temperature to that of the receiving water. The practice of tempering the hauling water to match the receiving water should be considered.

Salt, in a mild concentration (<.05-1.0 percent), is commonly used to reduce stress during transportation of freshwater fish depending on the species. Ice can also be added to the bags, but know the temperature limits of your species. Also, a mild anesthesia may be employed during transport; however, this is usually unnecessary.

Small numbers of aquaculture species are commonly shipped in plastic bags with use of pure oxygen (oxygen bagging). Plastic (polyethylene) bags should be filled about third with water, the remaining air being expelled and replaced with pure oxygen. The top of the bag should be firmly tied by twisting and bending over on itself. The bag should preferably be placed inside another similar one and then placed in a protective container or box for short term shipping. For long term direct and air shipments, oxygen bagging, followed by packaging in insulated containers is also common practice and a method recommended by the International Air Transport Association (IATA). Ice packs could be placed inside the insulated container if necessary, for cold water species. Most aquaculture species packed in this manner may be shipped for period of 48 hours without inducing significant stress and subsequent diseases.

It is difficult to generalize on the number or weight of an aquaculture species that may be safely transported in each volume of water. Safe transport densities vary according to

species, age, water temperature, oxygenation, and the distance and length of time over which they are to be transported.

The practice for shipping eyed eggs is very different. Eyed salmonid eggs are usually shipped wrapped in damp fiber-reinforced cloths, rather than in water filled containers. They most often are shipped in trays, stacked in insulated boxes, with the top tray holding ice cubes rather than eggs. Each tray can hold 1-2 liters of eggs wrapped in the damp cloths. The individual trays have holes in them to allow water from the melting ice to drip through. The ice serves two purposes: 1. Keeping the eggs at the proper temperature; and 2. Keeping the eggs moist to facilitate oxygen uptake as the ice melts during shipping. Overnight (express) shipping should always be used to ensure that the eggs arrive in good shape.

Keep in mind that eggs may be extremely susceptible to damage at certain stages in their incubation. For example, salmonid eggs may be transported for a period of approximately two days immediately after fertilization and water hardening (1-2 hours), or after they have become "eyed" (eyes of the embryo visible through the shell). Between these periods, eggs should not be transported or handled.

Handling: Handling should be minimized to reduce stress and damage to the skin leading to bacterial and fungal disease. Nets and other materials for handling aquaculture species should be sanitized before and after use to reduce disease transfer.

Nutrition: Active feeding is often a good indicator of the health status of aquaculture species. Sick animals often quit eating before other disease signs become noticeable. Commercially prepared pellets are available for a variety of aquaculture species which are often acceptable to other similar species. Live feeds may be required for rearing some aquaculture species; however, live feeds may not meet the nutritional needs of the aquaculture species unless multiple species of feed items are used.

Optimum feeding rates vary depending on species, size, feed composition, water temperature, and desired growth response (maintenance vs. maximum growth rate). Feeding tables have been developed for some aquaculture species which can be used for general care recommendations. Feeding once or twice a day for the five working days is usually adequate; however, larval stages and young animals may require more frequent feedings which should extend throughout the entire week.

RECOMMENDATIONS FOR THE ENVIRONMENT

Aquaculture species are in constant, intimate contact with their aquatic environment and even minor changes in water quality may cause stress that predisposes them to disease. Chemical, physical, and biological factors in the water environment will affect different aquaculture species in different ways.

Water temperature is an important environmental factor. Aquaculture species are, with a very few exceptions, unable to physiologically control their body temperature. Most body

functions, such as rate of growth, appetite, respiration, and heart rate, are temperature dependent. Each aquaculture species has a preferred temperature that is affected by its acclimation temperature. In general, the preferred temperature range for cold water fishes is 46-60°F, for cool water fishes is 60-68°F, for warm water fishes is 64-72°F, and for tropical fishes is 73-86°F. Temperatures outside these ranges may, however, prove perfectly acceptable, depending on the species and other variables involved.

The acclimation of aquaculture species to a new temperature, either when introducing new animals to a facility or when adjusting temperatures within a facility, should proceed as gradually as possible. If possible, changes should be limited to between 1–3 degrees Fahrenheit per hour and should be even more gradual at the extremes. Aquatic animals should be carefully observed for 1–2 weeks after transport and/or handling for signs of stress induced bacterial diseases. When adjusting water temperatures, all other stresses (e.g., handling) should be minimized.

Oxygen (O₂): Oxygen is another key factor in aquaculture, and oxygen concentrations are closely related to temperature. As the temperature of water rises, its holding capacity for O₂ decreases. At the same time however, the O₂ requirements of the aquaculture species increases because of an increased metabolic rate. At temperatures in the preferred range, decreasing availability with increasing demand usually causes no problem as there is still enough O₂ available. When waters are above preferred temperature ranges, polluted or heavily overstocked, there may be insufficient O₂ available. Respiratory stress syndrome may occur if energy expenditures in obtaining the limited O₂ available exceed the potential energy gain. Respiratory stress syndrome can result in death.

Variables other than temperature, that under normal circumstances affect O₂ requirements, include: species - active aquaculture species require more O₂ than slower moving aquaculture species; size – within an aquaculture species smaller animals require relatively more O₂ per unit of body mass than larger animals; and plane of nutrition - aquaculture species require additional O₂ for metabolism of feeds. As a general guide for cold-water fish, it is recommended to maintain O₂ concentrations at or above 5-6 ppm. However, fish have to expend energy to draw oxygen out of the water if it reaches levels lower than 7.0 ppm, so that is advised as the lower desirable level. The fish may not exhibit any signs of stress until the levels get well below 5.0 ppm, but they are doing “work” to get oxygen at levels below 7.0 ppm.

With trout, it is advised to keep the dissolved oxygen above 7 ppm as much as possible, but due to daily differences in source water, levels in the 6 ppm range can occur and be regarded as acceptable. However, be extra careful with feeding management on those days to avoid spikes in oxygen demand. Anything below 6 ppm will trigger interventions, including withholding feed and potentially addition of more aeration to the system. A high degrees of flow rate vigilance is also mandated with anything below 6 ppm.

For warm water fish, the lower limit for survival is 1.0-1.5 ppm. So acceptable levels for healthy fish should be 2-3 ppm. A general rule is to keep DO at 50% or more of saturation (this is dependent on temperature and barometric/hydrostatic pressure).

Spring, well, and surface water can be acceptable sources of water for aquaculture in Michigan. Spring and well water are generally excellent water sources for aquaculture. The ground acts as a filter to remove microbial flora and parasites. Ground water temperatures at most locations will remain relatively constant, often varying by little more than 2 degrees throughout the year. However, water temperatures will vary considerably across the state. Levels of dissolved oxygen can be low and well waters may be supersaturated with nitrogen or carbon dioxide. Symptoms of nitrogen supersaturation (nitrogen gas bubble disease) are exophthalmia (pop-eye) and gas emboli in gill lamellae and fin tissue. Gas emboli result in dead tissue that can lead to bacterial gill disease and fin erosion, along with secondary fungal and water mold infections.

Under such conditions aeration/degassing systems, such as packed columns, cascading weirs or pure oxygen systems may be essential in order to add oxygen to the water and to drive off other supersaturated gases. Nitrogen supersaturation is dealt with most effectively with vacuum degassing cans. Packed columns operating without a vacuum column will also work, but the negative pressure of a vacuum can is more effective. Cascading aeration and low head oxygenators can also remove some amount of excess nitrogen and can be used in combination with degassing cans/columns.

Surface waters are generally less bio-secure than closed (non-open) sources of water. pH and the form of nitrogen can also indicate some toxicity levels for fish. Nitrite can be very toxic to species (20x more toxic than ammonia) so the nitrogen cycle and form of which nitrogen is in should be considered for best practices (especially in ponds when phytoplankton blooms occur). Aeration can drive nitrification, so this is typically the easiest solution in aquaculture systems. In regards to water quality, it's usually a concern with 1) DO, 2) pH 3) Temperature and 4) Nitrogen. Bacterial gill disease (BGD) is also a typical sign that solids are not adequately flushed from the system holding fish.

FACILITIES AND EQUIPMENT

Facilities and equipment needed for farming aquaculture species are primarily dictated by the species and life stage of the animals being raised and the type of operation. Aquaculture species can be raised in tanks, ponds, raceways, cages, and net pens. Each container should have its own gear, do not use gear from one container into another. The design and suitability of these systems depend on water availability and quality. Expert input needs to be sought and incorporated in the designs of systems to meet specific needs of the aquaculture species and production system.

HEALTH CARE AND MEDICAL PROCEDURES

Stressors, such as changes in water quality or handling, may predispose aquaculture species to disease. However, most aquatic animal diseases can be treated and

controlled, especially when caught at early stages. It is very important to watch them when cleaning or feeding to see what healthy fish look like and they will tell you when they are sick.

Observation is a critical component in the health care of aquaculture raised aquatic animals. The earliest signs of disease are usually changes in behavior. For example, aquaculture species may aggregate at the inflow if O₂ levels are too low. Conversely, they may accumulate at the outflow of the tank, if a toxic substance is present in the inflow. Sick animals usually lose their appetite. Sick fish often congregate together, separating themselves from their healthier cohorts. Weak fish in flowing water systems will often be found near the water outlet. Sick fish may also exhibit other behavioral signs, including staying near the surface of the water because of hypoxia, scraping the body because of parasite irritation, or showing various behavioral abnormalities because of nervous system involvement. Symptoms and signs typically to look for include: history of fish, behavioral abnormalities such as increased respiratory rates, but also physical, external abnormalities such as abdominal swelling (dropsy), eye lesions (exophthalmos), skeletal deformities, color change, and general skin lesions.

Various changes in appearance also signal disease problems. Examples include a change in color (lighter or darker), excessive mucus production in gills and on skin, lesions, and fungal growth. Fungi are frequent secondary invaders on virtually any skin or fin lesion, regardless of its primary cause.

Very often parasites and microorganisms that have the potential to cause disease may be isolated from diseased aquaculture species. This can be accomplished at the facility, depending on the experience of the aqua-culturist, or diagnosed from samples in an aquatic animal health laboratory. The advantage of sending samples to a laboratory is the ability to obtain a full evaluation including hematology, histopathology, biochemistry and microbiology. Disadvantages of laboratory diagnostics include cost (e.g. cost prohibitive), the proximity of the laboratory to the facility, and/or the time required to obtain results may be far too long for a producer to take meaningful action. Aquatic animal health specialists and/or the Michigan Department of Agriculture and Rural Development should be consulted when a serious or reportable disease outbreak occurs.

The treatment of external parasitic, fungal, or bacterial disease includes the use of baths, flushes and dips with chemicals specifically approved for use with that specific aquaculture species. Treatment of some systemic diseases may require therapeutic agents administered in the feed to those animals still feeding. Such agents may act both externally and internally, being absorbed from the water. Drugs approved for disease treatment of fish in registered aquaculture facilities are very limited in number and are required to meet U.S. Food and Drug Administration and U.S. Fish and Wildlife Service (FWS) restrictions and regulations. A list of approved drugs for aquaculture use and additional information is available on the FWS website:
<https://www.fws.gov/fisheries/aadap/home.htm>.

Disease prevention is much preferred over disease treatment. The aquaculturist can

help prevent disease by paying close attention to the long-term health history of the facilities and brood stocks from which they source their eggs and fish for importation to their facilities. Careful observation of populations within a facility, paired with close attention to maintaining a clean rearing environment are of the utmost importance. Other measures, including staying under stressful biomass levels and having dedicated fish culture tools and implements for each rearing unit are also critical.

Pharmaceutical Use: To ensure continued human and animal the US Food and Drug Administration (FDA) Center for Veterinary Medicine (CVM) has developed a 5 year Veterinary Stewardship Plan designed to slow the emergence of antimicrobial resistance that can arise from the use of antibiotics in animals while ensuring safe and effective use of medically important antibiotic use in animals and humans. Medically important antibiotics include cephalosporins, gentamicin, lincomycin, oxytetracycline, penicillin G procaine and benzathine, sulfadimethoxine, sulfamethazine and tylosin, are important to both human and animal health. The intent of this legislation is to ensure that these drugs are used under veterinary supervision, reducing the chance for antimicrobial resistance in humans.

As of June 11, 2023, the FDA expects that all over the counter (OTC) medically important antibiotics in dosage forms such as injectable, intramammary, and boluses, approved for use in animals (both food-producing and companion), will require a prescription from the veterinarian with whom they have a valid VCPR to purchase the drugs. The following statement will be included on the label ***“Caution: Federal law restricts this drug to use by or on the order of a licensed veterinarian”***.

It is imperative that those engaged in raising livestock and poultry for human consumption understand the prudent and legal use of pharmaceutical products. To help ensure that health and welfare of livestock and poultry and the safety of food they produce for the public, a veterinary-client-patient relationship (VCPR) is highly recommended. In most cases, a valid VCPR is mandatory for acquiring and using pharmaceutical products in food producing animals [ie. veterinary feed directive and medically important antimicrobial drugs](#). Michigan currently follows the federal definition for a VCPR which states that a VCPR is considered valid if the following is observed (Code of Federal Regulations 530.3)

<http://www.fda.gov/AnimalVeterinary/DevelopmentApprovalProcess/ucm460406.htm>):

1. A licensed veterinarian has assumed the responsibility for making medical judgments regarding the health of (an) animal(s) and the need for medical treatment, and the client (the owner of the animal or animals or other caretaker) has agreed to follow the instructions of the veterinarian;
2. There is sufficient knowledge of the animal(s) by the veterinarian to initiate at least a general or preliminary diagnosis of the medical condition of the animal(s); and
3. The veterinarian is readily available for follow-up in case of adverse reactions or failure of the regimen of therapy. Such a relationship can exist only when the

veterinarian has recently seen and is personally acquainted with the keeping and care of the animal(s) by virtue of examination of the animal(s), and/or by medically appropriate and timely visits to the premises where the animal(s) are kept.

Euthanasia: Animals that are seriously injured or ill and show no promise for recovery should be euthanized immediately. Farmers should consult with their veterinarian to determine the options and guidelines for euthanizing such animals in accordance with practices outlined by the American Vet Medical Association (AVMA) Guidelines on Euthanasia (American Veterinary Medical Association, 2020) and state law.

Depopulation: AVMA definition of the term depopulation refers to the rapid destruction of a population of animals in response to urgent circumstances with as much consideration given to the welfare of the animals as practicable. Farmers should consult with their veterinarian to determine the options and guidelines for depopulation such animals in accordance with practices outlined by the American Vet Medical Association (AVMA) Guidelines on Depopulation (American Veterinary Medical Association, 2019 Edition) and state law.

Dead Animal Disposal: Whether there is an individual animal or mass depopulation of animals, each farm should have a plan on file to manage animal tissue, whole carcasses, or portions thereof, must be disposed of according to the Michigan Bodies of Dead Animal Act, Act 239 of 1982, Amended Act No. 311, Public Acts of 2008, December 18, 2008.

REFERENCES

American Veterinary Medical Association. 2020. AVMA guidelines for the euthanasia of animals: 2020 Edition. Available at: <https://www.avma.org/sites/default/files/2020-01/2020-Euthanasia-Final-1-17-20.pdf> (Visited 7.28.2022)

American Veterinary Medical Association. 2019. AVMA guidelines for the depopulation of animals: 2019 Edition. Available at: <https://www.avma.org/sites/default/files/resources/AVMA-Guidelines-for-the-Depopulation-of-Animals.pdf>. (Visited 7.28.2022)

Boyd, C.E. 2015. *Water Quality, an Introduction* (2nd ed.). Springer, New York, New York, USA.

FDA 2015. The Index of Legally Marketed Unapproved New Animal Drugs for Minor Species. <http://www.fda.gov/AnimalVeterinary/DevelopmentApprovalProcess/MinorUseMinorSpecies/ucm125452.htm> (Visited 7.28.2022)

FDA Stewardship Plan. Available at: <https://www.fda.gov/animal-veterinary/cvm-updates/fda-delivers-progress-update-5-year-veterinary-stewardship-plan-publishes-report-about-antimicrobial>

Leitritz, E. and R.C. Lewis. 1976. Trout and Salmon Culture (Hatchery Methods). California Dept. Fish and Game, Fish Bulletin No. 164. 197 p.

Michigan Animal Industry Act, 1988 PA 466, MCL Section 287.729.
<http://legislature.mi.gov/doc.aspx?mcl-act-466-of-1988>. (Visited 7.28.2022)

Michigan Aquaculture Development, Act 199 of 1996, as amended, 286.875, Section 5(2).
[http://www.legislature.mi.gov/\(S\(2ivoh1452nuufz55an5prb45\)\)/documents/mcl/pdf/mcl-Act-199-of-1996.pdf](http://www.legislature.mi.gov/(S(2ivoh1452nuufz55an5prb45))/documents/mcl/pdf/mcl-Act-199-of-1996.pdf). (Visited 7.28.2022)

Michigan Bodies of Dead Animal Act. 2008.
[http://www.legislature.mi.gov/\(S\(ekjsayev2vpg3m55sk05dg45\)\)/documents/mcl/pdf/mcl-Act-239-of-1982.pdf](http://www.legislature.mi.gov/(S(ekjsayev2vpg3m55sk05dg45))/documents/mcl/pdf/mcl-Act-239-of-1982.pdf). See also: http://www.michigan.gov/mda/0,1607,7-125-48096_48404---,00.html. (Visited 7.28.2022)

Michigan National Resources and Environmental Protection Act., Act 451 of 1994, as amended, Part 459. Propagation of Game Fish in Private Waters.
[http://www.legislature.mi.gov/\(S\(543h2qilcxu1kkjdz43w3qf\)\)/mileg.aspx?page=getobject&objectname=mcl-451-1994-III-2-3-AQUATIC-SPECIES-459&query=on&highlight=Propagation%20AND%20of%20AND%20Game%20AND%20Fish%20AND%20in%20AND%20Private%20AND%20Waters](http://www.legislature.mi.gov/(S(543h2qilcxu1kkjdz43w3qf))/mileg.aspx?page=getobject&objectname=mcl-451-1994-III-2-3-AQUATIC-SPECIES-459&query=on&highlight=Propagation%20AND%20of%20AND%20Game%20AND%20Fish%20AND%20in%20AND%20Private%20AND%20Waters) (Visited 7.28.2022)

Michigan Public water stocking permits.
https://www.michigan.gov/documents/dnr/Private_Fish_Stocking_Permit_Process_458281_7.pdf (Visited 7.28.2022)

Noga, E.J. 2010. Fish Disease: Diagnosis and Treatment (2nd ed.). Iowa State University Press.

North Central Regional Aquaculture Center. Michigan - Aquaculture Contacts, Transport Regulations, Approved Aquatic Species, Health Regulations, and Permitting.
http://www.ncrac.org/import_regulations/michigan (7.28.2022)

Piper, R.G. et al., 1982. Fish Hatchery Management. USDI, FWS, Washington, DC. 517 p.

Soderberg, R.W. 2017. Aquaculture technology: Flowing water and static water fish culture. CRC Press, Boca Raton, Florida, USA.

SOUTH AMERICAN CAMELIDS

MANAGEMENT OVERVIEW

The Camelidae family consists of camels from Africa and Asia (Bactrian and Arabian) and those from South America (llamas, vicunas, alpacas, and guanacos). Llamas and alpacas make up the domestic population of camels owned in the United States. Llamas are most popular with fewer alpacas. Vicunas and guanacos are not as tame and considered less adaptable to domestic environments. Llamas and alpacas are used as pack animals, for producing textiles and clothing from their wool, as guard animals for sheep and goats, as companion animals, and in rare cases for meat and milk products; however recent indicators point to camelids playing a greater role in world food security (Zarrin, et al. 2020). Unlike our common species of farm livestock, information on the biological needs, breeding, genetics, behavior, nutrition and health management of camelids has not been studied as extensively. Owners of South American camelids should become knowledgeable to avoid problems associated with poor camelid welfare and management (Gunsser, 2013; also see: Llama and Alpaca Care... 2014).

Llamas and alpacas can be kept in conditions similar to cattle. They thrive more under natural conditions such as pasture, range, and well-managed dry lots, compared to confined areas such as stalls. They are ruminant-like animals similar to cattle, sheep and goats but walk on foot pads rather than hooves. Llamas and alpacas can be thrifty and have water conservation capability under dry conditions. They are considered medium sized animals with males being larger than females at maturity. Llamas are the largest of the South American camelids with males weighing up to 300 pounds. Alpacas are smaller and weigh up to 175 pounds. Both are considered docile animals with temperaments suited for domestic conditions. They may spit when threatened or provoked and can be protective of their offspring (cria).

MANAGEMENT PRACTICES

Nutrition: Llamas and alpacas are three stomached animals. They are not true ruminates but possess complex multi-compartmentalized stomachs that engage foregut rather than hind gut fermentation. However similar to cattle, sheep, and goats regurgitate and chew cud (Bennett and Richards, 2015; San Martin and Van Saun, 2014). They are efficient foragers and browsers. Alpacas have similar nutritional habits and demands as llamas except alpacas are better browsers than grazers. Both can be fed grain concentrates to provide supplemental energy or protein. Grass or legume hays or grazing on quality pasture are excellent sources of roughage and general nutrition. Protein requirements for these camelids are lower than for common species of domestic livestock and range from 10 to 16 percent depending on stage of development or physiological state such as gestation and lactation (see National Research Council, 2007). As with other domestic livestock, water should be potable and easily accessible whether supplied from natural streams or ponds or artificial means such as buckets, troughs or automatic

devices. Troughs, buckets or other containers should be regularly cleaned. If animals are pastured, forage should be suitable for grazing and free of poisonous plants. Plants considered toxic to common livestock are also toxic to llamas and alpacas. Concentrate feeds or simple grains used for feeding other ruminant livestock are suitable for feeding llamas and alpacas. Texturized feeds, such as steam rolled corn and barley mixed with soy pellets, rather than a fully pelleted ration are preferred and result in less choking and compaction. Supplementation with mineral mix and salt is recommended. In selenium deficient areas supplementation with selenium is recommended along with Vitamin E. Good quality hay, free of molds and spoilage, can be fed in round or square bales and serve as a source of roughage when concentrates and/or brassicas are fed. The use of body condition scoring can assist in determining nutritional status of camelids (Bennett and Richards, 2015). A body condition score of three (1 – 5 scale) or six (1 - 10), with one being thin and three or six as obese, is considered to be ideal. Remedial action should be taken when body condition score is too low or too high. Monitoring of the body condition is recommended for females during pregnancy and lactation, cria during growth and all animals during the winter months. Feeder or trough and watered space should be sufficient to ensure that no distress or injury to animals is caused by competition for food and water. Camelids are hierarchal by nature and subordinate animals may get less feed or water when housed and fed in group situations.

Reproduction: Camelids are different from large livestock in reproductive traits. They are induced ovulators and behaviorally receptive to breeding throughout the year (Adams et al. 2018). Breeding occurs while the female is lying down. The normal length of camelid gestation is 335 to 365 days. The use of pasture and pen breeding is most common and an acceptable strategy. Consideration should be given to time of breeding with respect to season and average daily temperature at the time of birth. Winter births require close management of mother and young and can be difficult for the cria. Shelter should be provided for winter birthing and periods of inclement weather. Keeping the cria warm and vigilance with respect to energy intake is important to managing winter births.

Handling: The llama and alpaca are a social herd-dwelling prey animal. They respond best to calm, slow and quiet handling. Camelids are best handled using calm and gentle encouragement and visual and audio cues rather than physical contact. They are smart and instinctual animals and if they perceive danger, they will take flight. Camelids can be desensitized to environmental stimuli and trained for healthy interactions with humans (Bennett and Richards, 2015). Social order is kept through maintenance of a social hierarchy. Pregnant females or females with nursing young can be temperamental and protective. Intact males may show dominance and require more experienced handlers. Understanding the natural behavior of llamas and alpacas will help avoid injury to animals and human handlers (McLennan and Chapman, 2018). Llamas and alpacas can be halter broken and led. Halters should be adjusted so nose bands ride in the middle of the nose. Low riding nosebands may cut off breathing.

When loose, llamas and alpacas can be herded as a group. Llamas and alpacas may panic if separated from the herd. Unless specifically trained to calmly accept well-trained stock dogs, the use of dogs to herd llamas or alpacas is not recommended. Restraining

chutes or stocks that are adjusted to accommodate size and body shape work well for conducting preventative or therapeutic health procedures or standard care practices such as nail trimming. Depending on size, docility and training, many common care procedures can be carried out with minimal restraint. To prevent fear and induce calmness during common care procedures, camelids should not be hit, lifted by fleece, head, neck, ears, or tails twisted to gain cooperation. Electric prods are not recommended for use with camelids.

Transportation: Llamas and alpacas can be conditioned to ride in a variety of transport vehicles including trucks and trailers designed for livestock or vans that have been properly prepared for the animal and avoid injury or interference with the driver. Safety and comfort should be of primary importance in the transport of llamas or alpacas (Chastain, 2017). Llamas and alpacas can be loaded loose into a transport vehicle or led by halter and loaded. Larger animals can walk or lightly jump into the transport vehicle. Small adult or young llamas or alpacas can be carried into the vehicle. Principles of calm and quiet handling are important to low stress transport. Llamas and alpacas tend to lie down during transport and should not be tied inside the vehicle. Space allotment should sufficiently accommodate lying down, resting posture and standing-up without struggle or seriously impacting an adjacent animal if more than one animal is being transported. Attention to weather conditions such as high heat or extreme cold, vehicle ventilation and animal coat condition (wool or sheared) are important to avoiding heat or cold stress. Seriously debilitated or non-ambulatory animals should not be transported unless they can be appropriately accommodated without further injury or distress and the purpose of transport is to obtain medical care. A delay or cancellation of transport should occur for animals that appear unhealthy, dehydrated, or exhausted and unfit to withstand travel.

RECOMMENDATIONS FOR THE ENVIRONMENT

Alpaca and llamas are known as being tidy. They tend to defecate in specific areas away from grazing and feeding areas. These areas should be cleaned of dung piles periodically depending on size of paddock. In barn situations manure should be managed to prevent significant build up or wet areas. Areas should be kept bedded and dry within covered facilities. Pastures should be managed to maintain forage base (if the primary source of nutrition) and minimize parasite loads (Bennett and Richards, 2015). A general rule of thumb for stocking rate on a good quality pasture is 2 – 3 llamas or 4-5 alpacas per 2 acres. Dry lots should be of sufficient size and well drained to avoid mud conditions during rainy periods and retain cover to prevent dusty conditions when dry. Protection of surface waters and conservation practices to minimize soil erosion is part of good environmental stewardship. As with any livestock operation good hygiene and adherence to current local, state (Michigan GAAMPs) and federal guidelines and requirements is important to maintaining good community relations.

FACILITIES AND EQUIPMENT

Shelter: Llamas and alpacas are suited to outdoor and semi-confined housing systems such as three-sided sheds and barns of various configurations (Bennett and Richards,

2015). Attention should be given to provision of space within the shelter so that it is easily accessible to all animals in the group. As wool-bearing animals, special attention to hot conditions and the mitigation of heat stress through shearing and/or the provision of shade from natural or constructed shelter is recommended. Alpacas are especially hardy and adapted to cold weather conditions under normal cold conditions and under good care. The timing of shearing should be adapted to account for local weather conditions as the status of the fleece carries significant impact on the animal's vulnerability to weather conditions (Gerken, 2010). For animals housed outdoors, natural shelter belts or artificial shelters should be available for relief during extreme cold or inclement conditions. Crias are more susceptible to cold stress for a week after birth and should be sheltered during this period. Indoor housing should provide enough space such that all camelids are able to lie down and rest simultaneously and be kept dry and well ventilated. Waste and contaminated bedding material should not accumulate to the extent it poses a health threat to the animals. Waste disposal should be in accordance with the most current Michigan Manure GAAMPs.

Fencing: Exterior fencing should be higher than fencing used for common domestic livestock and should keep deer out. Deer fencing or custom constructed livestock fencing with heights sufficient to prevent escape or entrapment are strongly recommended. Electric fencing is not recommended for containment of camelids.

HEALTH CARE AND MEDICAL PROCEDURES

Health care programs for llamas and alpacas include addressing nutritional requirements, preventative health care measures such as vaccinations, parasite control, foot care, and emergency procedures in case of injury or illness as appropriate to local conditions (Björklund et al. 2019; Jones and Boileau, 2009; see Llama and Alpaca Care., 2014). All animals should be observed daily for signs of illness, injury, or abnormal behavior. Procedures requiring invasion of the body cavity (like castration) or that result in pain or distress should be carried out by a veterinarian or properly trained and experienced individual. Assistance of a veterinarian in developing a health care program is strongly recommended.

Pharmaceutical Use: To ensure continued human and animal the US Food and Drug Administration (FDA) Center for Veterinary Medicine (CVM) has developed a 5 year Veterinary Stewardship Plan designed to slow the emergence of antimicrobial resistance that can arise from the use of antibiotics in animals while ensuring safe and effective use of medically important antibiotic use in animals and humans. Medically important antibiotics include cephalosporins, gentamicin, lincomycin, oxytetracycline, penicillin G procaine and benzathine, sulfadimethoxine, sulfamethazine and tylosin, are important to both human and animal health. The intent of this legislation is to ensure that these drugs are used under veterinary supervision, reducing the chance for antimicrobial resistance in humans.

As of June 11, 2023, the FDA expects that all over the counter (OTC) medically important antibiotics in dosage forms such as injectable, intramammary, and boluses, approved for

use in animals (both food-producing and companion), will require a prescription from the veterinarian with whom they have a valid VCPR to purchase the drugs. The following statement will be included on the label ***“Caution: Federal law restricts this drug to use by or on the order of a licensed veterinarian”***.

It is imperative that those engaged in raising livestock and poultry for human consumption understand the prudent and legal use of pharmaceutical products. To help ensure that health and welfare of livestock and poultry and the safety of food they produce for the public, a veterinary-client-patient relationship (VCPR) is highly recommended. In most cases, a valid VCPR is mandatory for acquiring and using pharmaceutical products in food producing animals [ie. veterinary feed directive and medically important antimicrobial drugs](#). Michigan currently follows the federal definition for a VCPR which states that a VCPR is considered valid if the following is observed (Code of Federal Regulations 530.3) (<http://www.fda.gov/AnimalVeterinary/DevelopmentApprovalProcess/ucm460406.htm>):

1. A licensed veterinarian has assumed the responsibility for making medical judgments regarding the health of (an) animal(s) and the need for medical treatment, and the client (the owner of the animal or animals or other caretaker) has agreed to follow the instructions of the veterinarian;
2. There is sufficient knowledge of the animal(s) by the veterinarian to initiate at least a general or preliminary diagnosis of the medical condition of the animal(s); and
3. The veterinarian is readily available for follow-up in case of adverse reactions or failure of the regimen of therapy. Such a relationship can exist only when the veterinarian has recently seen and is personally acquainted with the keeping and care of the animal(s) by virtue of examination of the animal(s), and/or by medically appropriate and timely visits to the premises where the animal(s) are kept.

Euthanasia: Animals that are seriously injured or ill and show no promise for recovery should be euthanized immediately. Farmers should consult with their veterinarian to determine the options and guidelines for euthanizing such animals in accordance with practices outlined by the American Vet Medical Association (AVMA) Guidelines on Euthanasia (American Veterinary Medical Association, 2020) and state law.

Depopulation: AVMA definition of the term depopulation refers to the rapid destruction of a population of animals in response to urgent circumstances with as much consideration given to the welfare of the animals as practicable. Farmers should consult with their veterinarian to determine the options and guidelines for depopulation such animals in accordance with practices outlined by the American Vet Medical Association (AVMA) Guidelines on Depopulation (American Veterinary Medical Association, 2019 Edition) and state law.

Dead Animal Disposal: Whether there is an individual animal or mass depopulation of animals, each farm should have a plan on file to manage animal tissue, whole carcasses,

or portions thereof, must be disposed of according to the Michigan Bodies of Dead Animal Act, Act 239 of 1982, Amended Act No. 311, Public Acts of 2008, December 18, 2008.

REFERENCES

- Adams, G. P., M. H. Ratto and R. A. Carrasco. 2018. Natural and controlled ovulation in South American camelids. Proceedings of the 10th International Ruminant Reproduction Symposium, Foz do Iquacu, P.R., Brazil. September 16-20, 2018. doi: 10.21451/1984-3143-AR2018-0033.
- American Veterinary Medical Association. 2020. AVMA guidelines for the euthanasia of animals: 2020 Edition. Available at: <https://www.avma.org/sites/default/files/2020-01/2020-Euthanasia-Final-1-17-20.pdf> (Visited 7.28.2022)
- American Veterinary Medical Association. 2019. AVMA guidelines for the depopulation of animals: 2019 Edition. Available at: <https://www.avma.org/sites/default/files/resources/AVMA-Guidelines-for-the-Depopulation-of-Animals.pdf>. (Visited 7.28.2022)
- Bennett, M. M. and N. L. Richards. 2015. Camelid wellness. Veterinary Clinics of North America. Exotic Animal Practice, 19 (2): 255-280. <https://doi.org/10.1016/j.cvex.2015.01.006> (Visited 7.28.2022)
- Björklund, C., R. Båge, J. Morrell, K. deVerdier, L.N. Hartzell, N. Kjellinbro, K. Belak, K. Bernodt, and D. Gavier-Widen. 2019. Diseases and causes of death among alpacas in Sweden: a retrospective study. Veterinary Record Open; 6(1):e000239. doi:10.1136/vetrec-2017-000239.
- Chastain, C.B. 2017. Transporting small ruminants. In: Animal Handling and Physical Restraint, p. 350. C.B. Chastain (au). CRC Press.
- FDA Stewardship Plan. Available at: <https://www.fda.gov/animal-veterinary/cvm-updates/fda-delivers-progress-update-5-year-veterinary-stewardship-plan-publishes-report-about-antimicrobial>
- Gerken, M. 2010. Relationships between integumental characteristics and thermoregulation in South American camelids. Animal 4 (9): 1451 – 1459, doi: 10.1017/S1751731109991443.
- Gunsser, I. 2013. Animal welfare problems in Alpacas and Llamas in Europe. Symposium on South American Camelids and other Fibre Animals. In: Proceedings of the 64th EAAP Annual Meeting, 25-30 August, Nantes, France.
- Jones, M. and Boileau. 2009. Camelid Herd Health. Vet. Clin. Food Anim. 25:239-263.
- Llama and Alpaca Care: Medicine, Surgery, Reproduction, Nutrition and Herd Health. 1st Edition. Eds. C. Cebra, D.E. Anderson, A. Tibury, R. Van Saun and L.W. Johnson. 2014. Elsevier Inc., St. Louis MO. <https://www.sciencedirect.com/book/9781437723526/llama-and-alpaca-care> (Visited 7.28.2022).

McLennan, K. M., and Chapman, S. J. 2018. Chapter Twelve: Handling and Restraint of South American Camelids. In: Chapman, S. J. (ed.), Safe Handling and Restraint of Animals: A Comprehensive Guide. Chichester, United Kingdom: Wiley-Blackwell Publishing. pp 223-238.

Michigan Bodies of Dead Animal Act. 2008. http://www.michigan.gov/mda/0,1607,7-125-48096_48404---,00.html Visited (7.28.2022)

National Research Council. 2007. Nutrient Requirements of Small Ruminants: sheep, goats, cervids and New World Camelids. National Academy Press, Washington, DC.

San Martín, Felipe and Robert J. Van Saun. 2014. Part 2. Nutrition. Chapter 8. Applied Digestive Anatomy and Feeding Behavior. In: Llama and Alpaca Care: Medicine, Surgery, Reproduction, Nutrition and Herd Health. 1st Edition. Eds. C. Cebra, D.E. Anderson, A. Tibury, R. Van Saun and L.W. Johnson. Elsevier Inc, St. Louis, MO. pp.51-58.

Zarrin, M., J.L. Riveros, A. Ahmadpour, A.M. de Almeida, G. Konuspayeva, E. Varga-Bello-Pérez, B. Faye, and L. E. Hernández-Castellano. 2020. Camelids: new players in the international animal production context. Tropical Animal Health and Production 52:903-913.

HONEY BEES

MANAGEMENT OVERVIEW

This section covers the care of European or Western honey bees (*Apis mellifera*). While other bees such as bumble bees and mason bees may be managed for pollination or other purposes, guidelines for their care are not covered here.

Honey bees can be managed for honey production, pollination services, breeding (queen, nuc, or package production), hive products (wax, pollen, or propolis), or a combination of these purposes. Beekeeping operations in Michigan vary from a few colonies to thousands of colonies. Many hobby and small-scale beekeepers maintain honey bee operations that are largely stationary, but most of the honey bee colonies in Michigan are transported within the state and throughout the country as part of commercial operations. As there is no system of registration for honey bees in Michigan, it is unknown how many colonies are managed in the state, and it is thought that relatively few feral or wild honey bee populations remain in Michigan.

Honey bees in Michigan are faced with a variety of interacting threats including pests, parasites, pesticides, and poor nutrition due to a lack of flowers on the landscape. Because of these threats, honey bee colonies generally require significant intervention in order to meet their nutritional needs and to maintain their health and well-being. Beekeepers should become knowledgeable in pest control, nutrition, disease management, and seasonal care in order to maintain colonies that can survive from year to year and remain in good health.

MANAGEMENT PRACTICES

Handling:

Handling honey bees requires care and caution to minimize stress on the colony and stings to nearby humans and animals. Routine handling, including queen inspections, disease inspections, mite monitoring, miticide or antibiotic administration, feeding, splits, and adding or removing hive boxes should be scheduled and performed as efficiently as possible. Smokers should be judiciously used to lessen defensive behavior and to minimize crushing bees with equipment. Beekeepers should try to perform hive manipulations as quickly as possible while minimizing disturbance to the bees. It is best if extended hive manipulations, particularly removing honey, are carefully planned to accommodate neighbors' activities.

Nutrition:

Honey bee colonies should always have access to proper nutrition to maintain good health. Poor nutrition is a serious condition for honey bee colonies; insufficient nutrition can worsen the effects of pests and pathogens, and even short periods with insufficient food can have long-term consequences for the health of the colony. Honey bees require both protein and carbohydrates. Protein is available as pollen from flowering plants or

through commercially available supplemental products (i.e., pollen patties). Carbohydrates are available through nectar from flowering plants, stored honey in the hive, or supplemental feeding of sugars. Because of the risk of disease, bees should not be fed honey from other operations or purchased hive products, though honey bee colonies may be supplemented with food (frames of pollen or honey) from within a beekeeper's own operation.

In many places in Michigan, during most years, established, full-size honey bee colonies have access to adequate natural forage (flowers) to provide sufficient pollen and nectar for feeding and storage in the hive. However, there are times of the year when even full-size honey bee colonies may not be able to obtain sufficient food from the environment or may need supplemental feed to prepare for periods without food. Examples include droughts, periods of dearth (when food-producing flowers are not available), prolonged rain that hinders foraging, and in preparation for winter. In cases where bees do not have sufficient excess stores or when incoming food is not available, beekeepers should provide supplemental feed, so the colonies are never under nutritional stress. Colonies should never show signs of starvation, indicated by a lack of stored/excess resources (pollen and nectar/honey) in the hive.

Newly established colonies (nucs, splits, and packages) generally do not have enough foragers to provision the colony with sufficient resources for growth. Therefore, newly established colonies should be provided with both protein and carbohydrates. Liquid sugar feed should be supplied until the colony has reached sufficient size, indicated by either a cessation of accepting supplemental liquid feed or when the colony has grown sufficiently to add supers for honey collection and there is stored liquid feed and/or nectar stored in the hive. Pollen patties should be fed until excess stored pollen can be observed in frames in the brood nest.

Recommendations for Neighbor Relations: One of the primary issues with keeping bees is the real or perceived interaction between the bees and the people who live in or use the surrounding area. When honey bees are foraging, they are dispersed over a large area (several thousand acres), but special consideration should be taken in the vicinity of the hives. Beekeepers should manage the density, placement, and orientation of their hives as outlined below to minimize interaction and conflict with humans and animals.

Hive Density:

Lot sizes that are smaller than 1 acre can have no more than 6 full size colonies. Beekeepers may maintain additional nucleus colonies (<10 frames of bees) for making splits and swarm management.

Hive Placement: Appropriate placement of hives is an important consideration for responsible beekeeping. Unwanted disturbances and visits near the hives can be minimized by reducing the visibility of the hives from high traffic areas and by restricting access. For example, hives can be placed behind barriers, closed in with fencing, or placed on a rooftop. Hives should be placed on a part of the property that will minimize

interaction with humans and animals, and should not be directly adjacent to sidewalks, trails, public rights of way, or any places that receive high human or animal traffic.

Hive Orientation:

The area directly in front of the hive entrance (the flight path) can become busy with bees entering and leaving the hive, and therefore requires special consideration. The flight path area is directly in front of any hive entrance, extending for about 10 feet from each entrance. The flight path area is where bees are most likely to defecate and where humans and animals are more likely to get stung. As the high traffic of foragers can result in bees inadvertently becoming tangled in clothing or fur. Flight paths should be managed to minimize defecation on neighboring property such as cars and decks and to minimize the chance of human or animal interaction.

Flight paths can be managed by distance, hive entrance orientation, height, and/or barriers.

Hives should be oriented so that hive entrances are not pointing directly at high traffic areas, and the bees should be directed to fly above human height before they reach high traffic areas or neighboring property. Honey bee foragers that are flying high above human height are likely to stay at that height until they reach their destination. Flight paths can be directed above human height by keeping hives at a high level (e.g. roof tops). Distance can also be used as foraging bees reach a height of about 6 feet in a span of 15 feet (Matsuzawa 2022). In places where a 15 foot setback is not possible, flight paths may be managed by installing a barrier that redirects the bees to fly up above human height directly when leaving the hive. Appropriate barriers should be within 3-15 feet of the entrance (Matsuzawa 2022), should be at least 6 feet tall, and made of anything that is sufficiently dense to redirect the flight path, including shrubs, lattice, or privacy fences. The barrier should extend sufficiently past the hives to prevent the bees from flying directly around it; generally, a barrier 10 feet in length is sufficient, but this may have to be extended if the bees are flying around the barrier rather than being redirected up and over it.

For further information, and diagrams, refer to the document “Residential Beekeeping Best-Practices for nuisance-free beekeeping in Oregon”:

<https://catalog.extension.oregonstate.edu/em9186>

Swarming:

If unmanaged, a honey bee colony will naturally reproduce by swarming, with part of the colony remaining in the hive, and the other part of the colony (the swarm) seeking a new hive location. These swarms can become a nuisance when they set up hives in structures such as barns or houses, so beekeepers should manage their colonies to deter swarming. In Michigan, most swarming occurs during late spring and early summer, and colonies should be closely monitored during this time for signs of imminent swarming (backfilling of nectar into the brood nest and the appearance of queen cells) and should

take action to deter swarming. Generally, this requires dividing (splitting) the colony, but other methods may also be used, including brood chamber manipulation, removal of brood frames, swapping hive locations, or removal of the queen. These and other management practices to deter swarming are explained in detail in good beekeeping textbooks, online, and in the resource [Swarms: the biology and control of swarms in northern states](#).

Honey bee colonies can also swarm if the colony becomes overcrowded or the brood nest becomes filled with nectar. Beekeepers can avoid this issue by ensuring that there are adequate boxes (supers) to accommodate incoming resources and colony growth during the active season. Beekeepers who learn of a swarm should take reasonable measures to see that the swarm is retrieved if they can do so safely.

Provision of Water:

Bees use a large amount of water for drinking, to maintain temperature and humidity within the hive, and to re-liquefy crystalized honey. Beekeepers should assure an adequate and reliable source of water for their bees prior to establishing an apiary. Where adequate and consistent water from a nearby pond or stream is not available, beekeepers should establish a water source within the apiary that will be available consistently (without drying out) throughout the active flight season, and that is designed to have safe surfaces for the bees' access to minimize drowning.

Queens: When a colony exhibits unusually defensive characteristics (stinging or attempting to sting without provocation), or exhibits a frequent tendency to swarm,, it is the beekeeper's duty to re-queen from European stock.

It is also best practice to replace queens as they get older or as they begin to fail to ensure that the colony maintains strong numbers of healthy brood when needed.

Facilities and equipment:

Honey bee colonies should be kept in hives that allow the beekeeper to perform health inspections without causing unnecessary damage to the bees or to the comb. The comb must be managed on frames that allow the beekeeper to visualize cell contents for the purposes of inspecting for eggs to determine queen presence, for signs of disease, and for sufficient food. Honey bee colonies should be kept in hives that are large enough to allow for sufficient space for growth and incoming food resources.

Beekeepers should regularly replace comb to minimize pesticide and pathogen buildup within the hive. To prevent the buildup of hive pests such as small hive beetles and wax moths, old comb should be promptly disposed and should not be left in the open where other bees can rob from it.

Robbing Behavior: When nectar is scarce, honeybees may rob honey from other hives. Robbing plays a significant role in disease transmission, and beekeepers should work to minimize conditions that can encourage robbing behavior. Robbing is most common in late summer and fall, but can occur whenever there is insufficient forage, such as a drought. During times of insufficient forage (indicated by lack of nectar coming into the

hive), beekeepers should work in hives only as necessary and should minimize the time that hives are open. Care should be taken to cover exposed honey frames, sticky equipment, or spills that may encourage robbing. Robbing can also be minimized by reducing entrances, employing the use of robbing screens, and by combining small colonies into larger units. Beekeepers with sick or small colonies should maintain robbing screens or reduced entrances to prevent the spread of disease to neighboring colonies.

Special care should be taken at honey houses and extraction facilities, which can attract large numbers of honey bee foragers. All spilled honey should be cleaned up immediately, and wet frames (frames with honey) and equipment should be stored either in a bee tight area or away from humans and animals. Buildings and trailers used for honey extraction must be made bee-proof, as much as is practical.

Transportation of Hives: Beekeepers must take appropriate care when transporting hives of honeybees in order to minimize both stress to colonies and the potential to create a public nuisance. Loads of hives and equipment must be secured during transport to prevent shifting or loss. Bees being transported during daylight hours or where stops for fueling or other purposes are anticipated should have entrance screens affixed to each hive or should be confined as a group under netting to minimize the escape of bees during transport.

Overheating is a serious threat to honey bee colonies during transport, and honey bee colonies can die or become severely damaged as a result of high temperatures. In transport, hives should be arranged to allow for airflow around hives. When colonies are transported in enclosed trailers or vehicles, screens should be used to close off entrances while allowing airflow, and screened lids and bottom boards may also be employed to increase ventilation and reduce overheating risk. Care should be taken in timing of breaks so that bees are not kept without moving air and in high temperatures for extended periods. For more guidance on hive transport, see RTE3131A Transport livestock (bees):

https://training.gov.au/TrainingComponentFiles/RTE03/RTE3131A_R1.pdf

Use of Consolidation Yards:

Migratory beekeeping practices include the use of temporary consolidation yards (also known as holding yards or loading yards) where beekeepers bring many honey bee colonies together to facilitate inspection, management, and reallocation of colonies to production yards or pollination sites. Holding yards may contain hundreds or even thousands of colonies. Yards containing over 100 colonies should be over 200 feet from any non-farm residence or business.

During periods of cold, honeybees cluster in the hive and little or no activity is observed. It is considered acceptable practice to overwinter large numbers of colonies in one location to facilitate efficient feeding and care, and no problems are anticipated if the beekeeper disperses the colonies before the bees become active in the spring. There is no limit to the number of honeybee colonies that can be in a consolidation yard or

overwintering facility during periods when the bees are not active.

More information on best practices for indoor overwintering can be found in the Project Apis M. Guide to Indoor overwintering <https://www.projectapism.org/indoor-storage-of-honey-bees.html>

During the active season (when weather permits regular flight), bees in consolidation yards will begin to forage for food and water. In the case of overwintering yards, bees must have access to water as soon as weather permits flight, and all colonies must have sufficient stores of honey or should be provisioned with feed. For colonies that are shipped to holding yards as part of migratory beekeeping, adequate food and consistent access to water must be provided in holding yards no later than the day that bees are unloaded.

In most cases it is to the beekeeper's benefit to quickly disperse colonies from a consolidation or holding yard, and beekeepers should make an effort to efficiently relocate hives from consolidation yards to production yards or pollination contracts, reducing the local density of bees. However, unforeseen factors including weather and the timing of pollination needs can inhibit the dispersal of colonies and must be taken into account when deciding when where to bees can be safely unloaded.

HEALTH CARE

Disease Control: Honey bee diseases must be managed for the welfare of the colony and to prevent the spread of disease to other operations within the flight range. Beekeepers should be extremely cautious about moving hive equipment between apiaries or purchasing hives or equipment from other operations.

Pharmaceutical Use: To ensure continued human and animal the US Food and Drug Administration (FDA) Center for Veterinary Medicine (CVM) has developed a 5 year Veterinary Stewardship Plan designed to slow the emergence of antimicrobial resistance that can arise from the use of antibiotics in animals while ensuring safe and effective use of medically important antibiotic use in animals and humans. Medically important antibiotics include cephalosporins, gentamicin, lincomycin, oxytetracycline, penicillin G procaine and benzathine, sulfadimethoxine, sulfamethazine and tylosin, are important to both human and animal health. The intent of this legislation is to ensure that these drugs are used under veterinary supervision, reducing the chance for antimicrobial resistance in humans.

As of June 11, 2023, the FDA expects that all over the counter (OTC) medically important antibiotics in dosage forms such as injectable, intramammary, and boluses, approved for use in animals (both food-producing and companion), will require a prescription from the veterinarian with whom they have a valid VCPR to purchase the drugs. The following statement will be included on the label ***“Caution: Federal law restricts this drug to use by or on the order of a licensed veterinarian”***.

It is imperative that those engaged in raising livestock (including bees) and poultry for human consumption understand the prudent and legal use of pharmaceutical products. To help ensure that health and welfare of livestock and poultry and the safety of food they produce for the public, a veterinary-client-patient relationship (VCPR) is highly recommended. In most cases, a valid VCPR is mandatory for acquiring and using pharmaceutical products in food producing animals [ie. veterinary feed directive and medically important antimicrobial drugs](#). Michigan currently follows the federal definition for a VCPR which states that a VCPR is considered valid if the following is observed (Code of Federal Regulations 530.3) (<http://www.fda.gov/AnimalVeterinary/DevelopmentApprovalProcess/ucm460406.htm>):

1. A licensed veterinarian has assumed the responsibility for making medical judgments regarding the health of (an) animal(s) and the need for medical treatment, and the client (the owner of the animal or animals or other caretaker) has agreed to follow the instructions of the veterinarian;
2. There is sufficient knowledge of the animal(s) by the veterinarian to initiate at least a general or preliminary diagnosis of the medical condition of the animal(s); and
3. The veterinarian is readily available for follow-up in case of adverse reactions or failure of the regimen of therapy. Such a relationship can exist only when the veterinarian has recently seen and is personally acquainted with the keeping and care of the animal(s) by virtue of examination of the animal(s), and/or by medically appropriate and timely visits to the premises where the animal(s) are kept.

Euthanasia

There are two circumstances under which the euthanasia of a honey bee colony is recommended. The first and primary reason is to prevent the spread of pathogens from a sick colony to surrounding hives or operations. This is warranted if a colony is confirmed to be infected with *Paenibacillus larvae*, the causative agent of American foulbrood (AFB), due to the highly infectious and virulent nature of the disease and the persistence of infective spores in the environment. In this circumstance, burning and burial/proper disposal of hive material and sterilization of all material in contact with the hive is recommended. Wooden equipment should be burned where possible. Frames with plastic foundation, polystyrene hive bodies and other equipment not suitable for burning should be double bagged in thick plastic bags and taken to a disposal facility or commercial incinerator (Lopez-Urbe, 2019). Euthanasia may also be recommended for colonies where disease is too severe for the colony to be expected to recover and survive transport or overwintering, including severe European Foulbrood, laying workers, or unmanaged varroa mite populations.

The second reason where euthanasia is recommended is if a colony is displaying excessively defensive behavior that is deemed to be a risk to humans or surrounding livestock. Determining what constitutes excessively defensive behavior is often subjective

and requires the assessment of an experienced beekeeper.

In both cases euthanasia should take place in the late evening when foraging bees have returned to the colony or early morning before they have emerged, and the hive should be closed and sealed to prevent any bees from escaping. Humane methods of euthanasia must induce a rapid loss of consciousness and minimize pain and distress to the honey bees outlined and include a variety of options outlined in “Euthanasia and welfare of managed honey bee colonies” (Mutanelli, 2021). Diesel fuel, 70% isopropyl alcohol, and soapy water methods are all acceptable methods of euthanasia of a colony in the field, but soapy water is not appropriate for colonies that are in equipment that must be burned following euthanasia.

Lopez-Urbe, M., Underwood, R., 2019. Honey bee diseases: American foulbrood. Penn State Ext. 1–6.

Mutinelli, F., 2021. Euthanasia and welfare of managed honey bee colonies. J. Apic. Res. 0, 1–9.

Minimizing Pesticide Exposure During Pollination:

While the risk of pesticide exposure is always present to foraging honey bees, special care should be taken when colonies are engaged in commercial pollination or in the vicinity of crops. Honey bee colonies should be placed in a manner to minimize exposure to pesticide drift, and beekeepers and growers should engage in open communication regarding spray schedules and risk. More information on minimizing pesticide exposure can be found in our state Managed Pollinator Protection Plan:

Communication strategies for reducing pesticide risk for managed pollinators in Michigan:
<https://pollinators.msu.edu/programs/protection-plan>

REFERENCES

Australian Government. 2012. RTE3131A Transport livestock (bees)
https://training.gov.au/TrainingComponentFiles/RTE03/RTE3131A_R1.pdf (Visited 7.28.2022)

FDA Stewardship Plan. Available at:
<https://www.fda.gov/animal-veterinary/cvm-updates/fda-delivers-progress-update-5-year-veterinary-stewardship-plan-publishes-report-about-antimicrobial>

Food and Agriculture Organization of the United Nations. 2015. Good beekeeping practices. <http://www.fao.org/3/ca4271en/ca4271en.pdf> (Visited 7.28.2022)

Garrido C., Nanetti A. (2019) Welfare of Managed Honey Bees. In: Carere C., Mather J. (eds) The Welfare of Invertebrate Animals. Animal Welfare, vol 18. Springer, Cham.
https://doi.org/10.1007/978-3-030-13947-6_4 (Visited 7.26.2022)

Lopez-Urbe, M., Underwood, R., 2019. Honey bee diseases: American foulbrood. Penn State Ext. 1–6.

Matsuzawa T, Kohsaka R. Preliminary Experimental Trial of Effects of Lattice Fence Installation on Honey Bee Flight Height as Implications for Urban Beekeeping Regulations. Land. 2022; 11(1):19. <https://doi.org/10.3390/land11010019> (Visited 7.26.2022)

Michigan Pollinator Protection Plan. 2021. Communication strategies for reducing pesticide risk for managed pollinators in Michigan
<https://pollinators.msu.edu/programs/protection-plan> (Visited 7.28.2022)

Milbrath, M. 2018. Swarms: the biology and control of swarms in northern states
https://static1.squarespace.com/static/56818659c21b86470317d96e/t/5c0acac0758d4684e95caf23/1544211142569/Swarms_Milbrath2018.pdf (Visited 7.28.2022)

Melathopoulos, A., Rodia, R., Holt, J., and Sagili, R. 2018. Residential Beekeeping Best-practice guidelines for nuisance-free beekeeping in Oregon State University Extension Service.
<https://catalog.extension.oregonstate.edu/sites/catalog/files/project/pdf/em9186.pdf> (Visited 7.28.2022)

Mutinelli, F., 2021. Euthanasia and welfare of managed honey bee colonies. Journal of Apiculture Research. <https://doi.org/10.1080/00218839.2021.1895569> (Visited 7.28.2022)

Ontario Recommendations for Honeybee Management and Disease Control
<http://www.omafra.gov.on.ca/english/food/inspection/bees/2017-treatment.htm> (Visited 7.29.2021)

Project Apis M. Guide to Indoor overwintering.

<https://www.projectapism.org/indoor-storage-of-honey-bees.html> (Visited 7.28.2022)

ADVISORY COMMITTEE

Listed below are the advisory committee members for the Generally Accepted Agricultural and Management Practices for the Care of Farm Animals.

Dr. Madonna Benjamin
Committee Chair
MSU College of Veterinary
Medicine D202
East Lansing, MI 48824
gemus@cvm.msu.edu
517-355-9593

Dr. Janice Swanson
MSU Animal Science
3270 E Anthony Hall
East Lansing, MI 48824
swansoj@anr.msu.edu
517-353-8714

Dr. Judith Barry
MSU Center for Regional
Food Systems
312A Natural Resources
480 Wilson Road
East Lansing, MI 48824
barryjud@msu.edu
517-432-0308

Ernie Birchmeier
Michigan Farm Bureau
7373 West Saginaw
Lansing, MI 48909
ebirchm@michfb.com
517-323-7000 ext. 2024

Dr. Dan Buskirk
MSU Animal Science
2265C Anthony Hall
East Lansing, MI 48824
buskirk@msu.edu
517-432-0400

Dr. Richard Ehrhardt
MSU Animal Science
1287F Anthony Hall
East Lansing, MI 48824
Ehrhard5@msu.edu

517-353-2906

Dr. John Easley
Fur Comm. USA
W 8366 Spring Valley Dr
Glenbeulah, WI 53023
johneasleydvm@hotmail.com
920-980-9660

Dr. Barbara Evans
School of Science and
Medicine
Lake Superior State
University
650 W Easterday Ave.
Sault St. Marie, MI 49783
bevans@lssu.edu
906-440-1370

Dr. Meghan Milbrath
Department of Entomology
Michigan State University
4090 N. College Rd.
Pollinator Performance
Center, RM 100
Lansing, MI 48910
mpi@msu.edu
517-884-9518

Katie Ockert
MSU Extension Ionia
50 E Sprague Rd
Ionia MI 48846 US
ockertka@msu.edu
616-527-5357

Dr. Chris Skelly
MSU Animal Science
2209 F Anthony Hall
East Lansing, MI 48824
skellych@msu.edu
810-338-8200

Dr. Miriam Weber-Nielsen
MSU Animal Science
2265 H Anthony Hall
East Lansing, MI 48824
msw@msu.edu
517-432-5443

Dr. Zach Williams
MSU Animal Science
1287 C Anthony Hall
East Lansing, MI 48824
Will3343@msu.edu
517-355-8383

Dr. James Averill
MSU College of Veterinary
Medicine
Office of Academic
Programs F102
784 Wilson Road
East Lansing, MI 48824
averillj@msu.edu
517.927.6399



Michigan State University AgBioResearch

JAMES J. KELS

ASSISTANT DIRECTOR MSU AGBIORESEARCH &
PROJECT GREEN COORDINATOR

MICHIGAN STATE UNIVERSITY

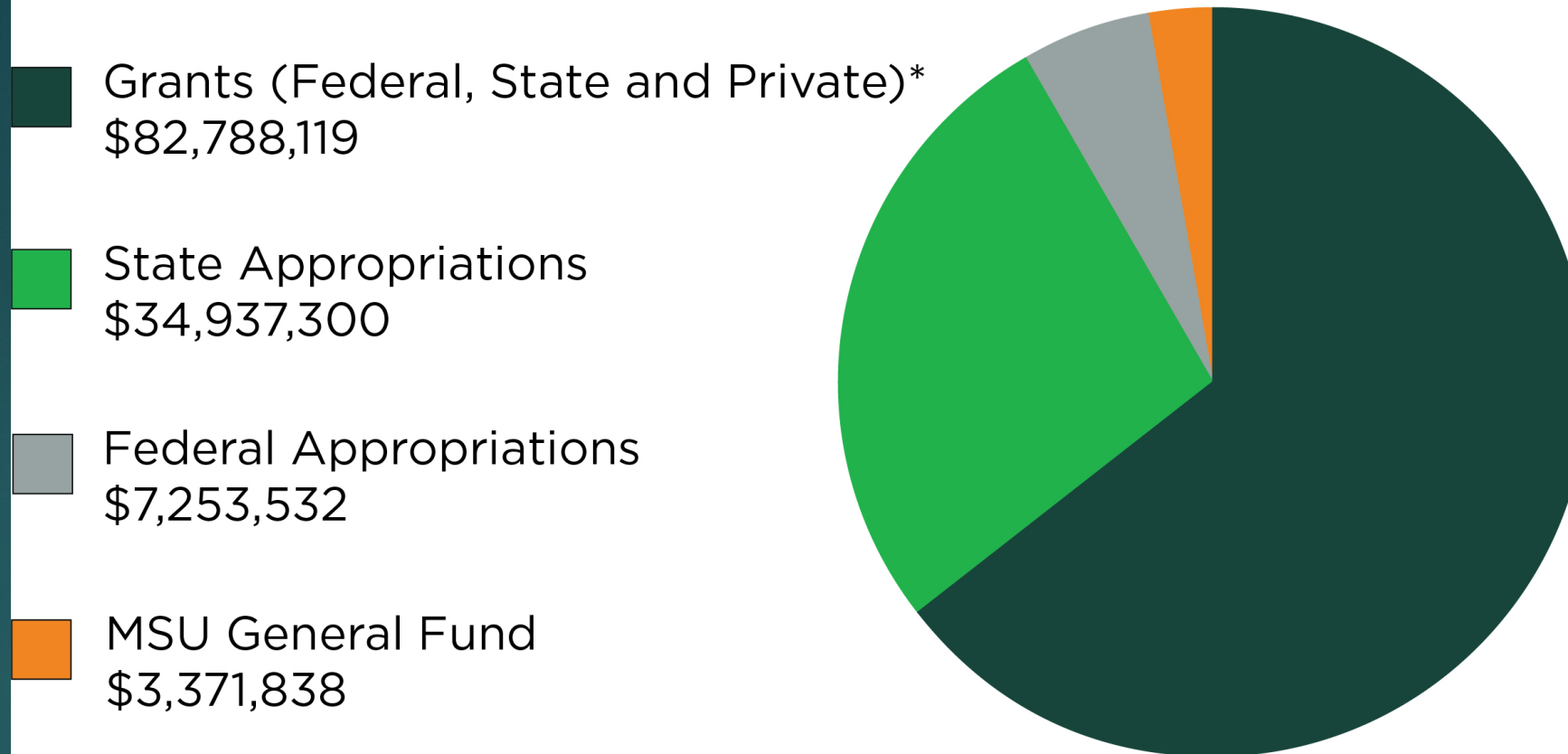
MSU AgBioResearch



- ▶ Founded in 1888 as the Michigan Agricultural Experiment Station via Hatch Act
- ▶ Started as actual “experiment station”/research farm for the study of scientific agriculture
- ▶ The mission has expanded to include a full spectrum of research activities
- ▶ Renamed MSU AgBioResearch in 2011

MSU AgBioResearch Revenue

July 2020 to June 2021

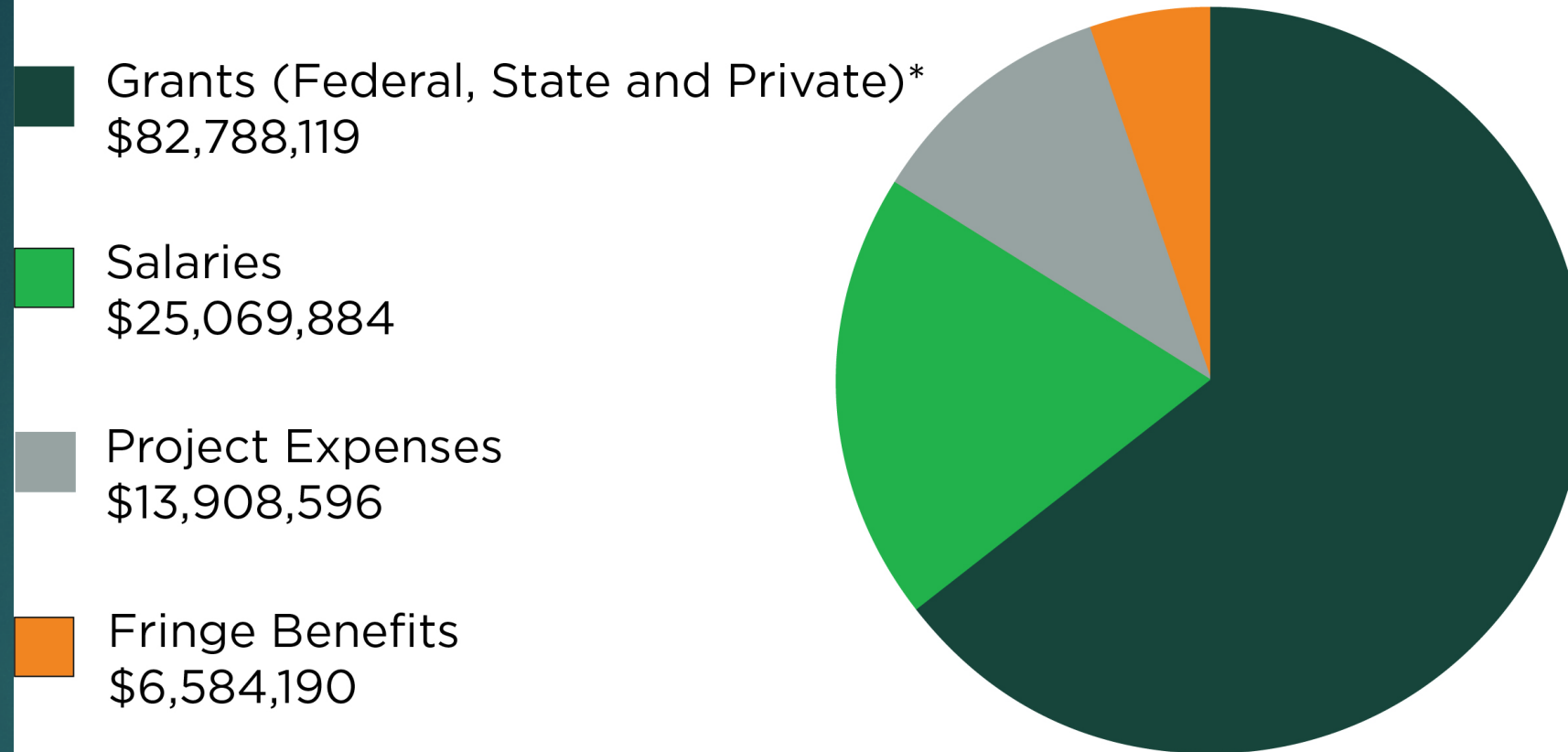


Total Revenue: \$128,350,789

*Based on 3-year average

MSU AgBioResearch Expenses

July 2020 to June 2021



Total Expenses: \$128,350,789

*Based on 3-year average

Researchers with AgBioResearch Funding

- ▶ 290 MSU Faculty Researchers
- ▶ 33 Departments/Schools in 6 MSU Colleges:
 - ▶ Agriculture and Natural Resources
 - ▶ Natural Science
 - ▶ Veterinary Medicine
 - ▶ Engineering
 - ▶ Social Sciences
 - ▶ Communication Arts and Sciences

ABR: Centers

- ▶ 18 on-campus facilities
- ▶ 15 outlying centers with specialties
 - ▶ Dairy
 - ▶ Livestock
 - ▶ Dry beans/Sugar beets
 - ▶ Fruit
 - ▶ Food systems
 - ▶ Bioenergy
 - ▶ Forestry
 - ▶ Potatoes
 - ▶ Vegetables
 - ▶ Cropping systems
 - ▶ Natural systems



Saginaw Valley Research and Extension Center

PAUL HORNY

MSU SVREC FARM MANAGER



svrec

46

Legend

3775 S Reese Rd

450 acres owned

Reese Rd

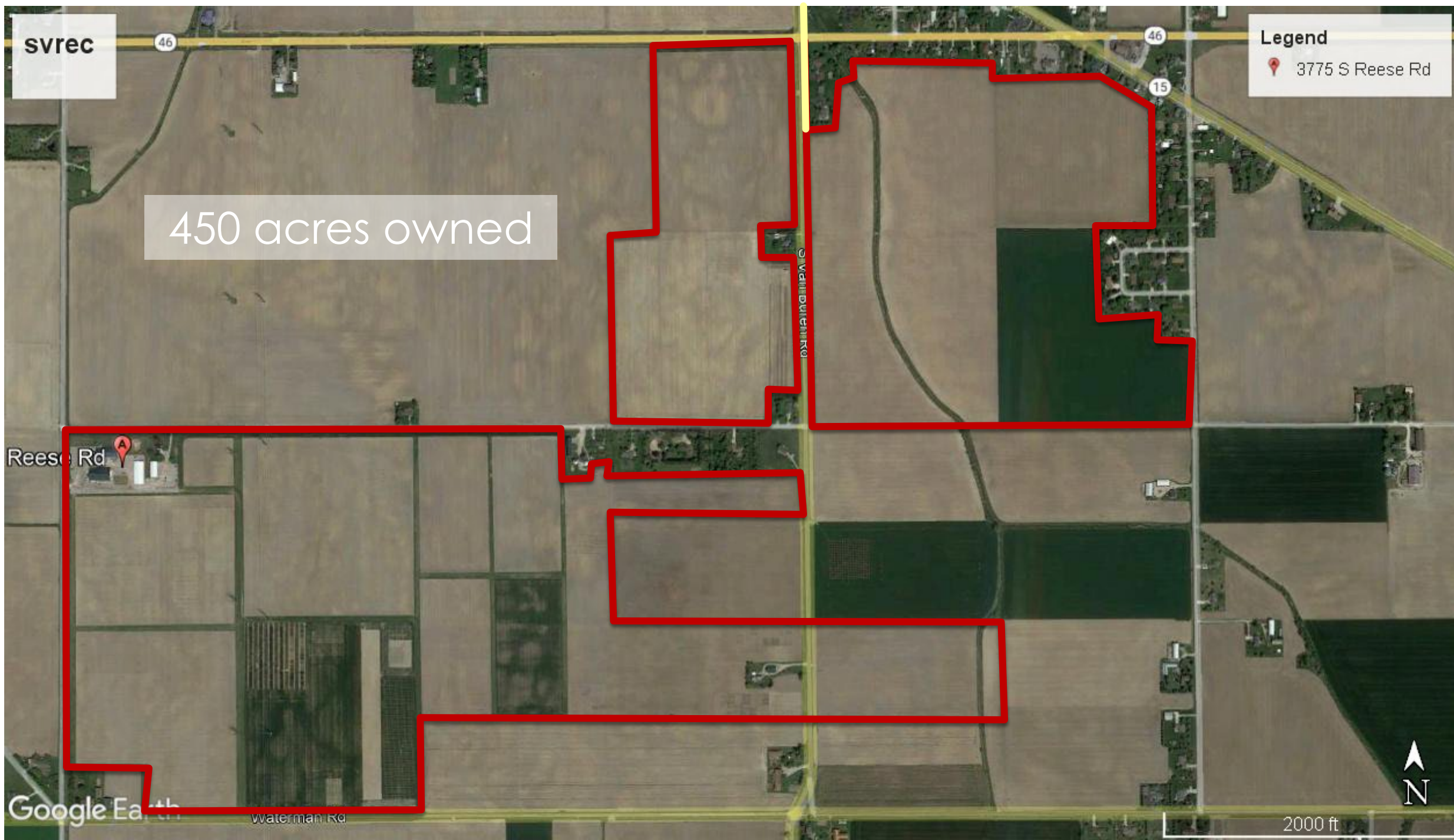
Google Earth

Waterman Rd

Waterman Rd

N

2000 ft



svrec

46

46

15

Legend

3775 S Reese Rd


Crops	Acres
Corn	110
Sugarbeet	50
Soybean	115
Dry bean	40
Wheat	105
Oats	10
Alleys	30
Total	450
Total	137
research	

Reese Rd

Google Earth

Waterman Rd

2000 ft



SVREC Research

by crop and researcher

Dry bean (40 A)	Wheat (35 A)	Pickles (2 A)
Francisco Gomez Karen Cichy Christy Sprague Scott Bales	Eric Olson Dennis Pennington Kurt Steinke Christy Sprague	Ben Phillips
Sugarbeet (50 A)	Soybean (10 A)	Other
Christy Sprague Kurt Steinke Jaime Willbur Linda Hanson Michigan Sugar Co.	Marty Chilvers Maninder Singh	Chris Difonzo

Michigan's Dry Bean Industry

November 2, 2022

MSU SVREC

Frankenmuth, Michigan



In the USA, Michigan ranks:

#1 Black Beans

#1 Navy Beans

#1 Small Red Beans

#1 Cranberry Beans

#2 Light Red Kidney Beans



In Michigan, we have:

- +/- 1,000 dry bean growers
- 26 processors (first receivers)
- +/- 210,000 acres annually
- 12 market classes in 2022
- + \$200 million in farmgate revenue from this crop (my est).

In Michigan, 4 counties produce more than 80% of total. They are:

- 1. Huron County – 41%**
- 2. Tuscola County – 22%**
- 3. Sanilac County – 13%**
- 4. Bay County – 8%**

Production (FSA)

<u>CLASS</u>	<u>2015</u>	<u>2016</u>	<u>2017</u>	<u>2018</u>	<u>2019</u>	<u>2022</u>
Adzuki	1,098	609	2,260	2,798	3,411	269
Black Beans	136,727	100,835	118,660	94,420	90,440	119,692
Cranberry	5,883	2,418	3,712	3,746	2,512	3,014
Dark Reds	4,151	2,717	2,133	2,599	2,466	966
Great Northerns	150	149	214	310	942	1,091
Light Reds	8,129	6,511	6,017	5,815	6,445	5,471
Navy Beans	76,838	63,382	70,144	54,670	53,424	57,578
Pinto Beans	1,693	1,228	1,883	1,919	3,045	819
Small Reds	26,350	17,834	4,941	12,698	10,231	13,892
White Kidney	2,537	1,628	1,212	1,903	1,960	1,652
Tebo	531	599	166	150		0
Sm Whites		254	0	75	69	0
Mayocoba		149	162	153	68	150
Pink Beans				244		221
Yellow Eye					32	0

Total

264,087

198,313

211,504

181,500

175,045

204,815



PA 114 of 1965

The Michigan Bean Commission consists of 9 voting members - a grower from each district, a member at large, and 1 processor shipper handler member



PA 114 of 1965

District 1 - Arenac, Bay, and Midland plus all counties north of Midland

District 2 includes Gratiot and Saginaw

District 3 includes Tuscola

District 4 includes Genesee, Lapeer, Macomb, St. Clair, and Sanilac

District 5 includes the eastern half of Huron

District 6 includes the western half of Huron

District 7 includes Montcalm, Kent, Isabella, Mecosta, Eaton, Ingham, Clinton, and Shiawassee plus all counties west and south of this district not otherwise designated in a district.

Commissioners

- District 1** – Kevin Noffsinger, Standish
- District 2** – Ted Bauer, Reese
- District 3** – Greg Ackerman, Vassar
- District 4** – Clint Stoutenburg, Sandusky
- District 5** – Ross Voelker, Pigeon
- District 6** – Allen Bischer, Minden City
- District 7** – Jessica Rader, Lakeview
- At Large** – Steve Ewald, Unionville
- Shipper Representative** – Neil French, Reese

National Leadership

Clint Stoutenburg – US Dry Bean Council President

Greg Ackerman – US Dry Bean Council – Innovation
Committee Chair

Joe Cramer – US Dry Bean Council - International Programs
Committee Chair



Grower Assessment Revenue

Oct 12, 2022 USDA Report:

215,000 acres planted

213,000 acres harvested

x 24 cwt per acre

5,112,000 cwt produced

x \$0.10 per cwt

\$ 511,200 Assessment Revenue



First Receiver Assessment Revenue (PRAB)

$$\begin{array}{r} 5,112,000 \text{ cwt produced} \\ \times \quad \$0.01 \text{ per cwt} \\ \hline \$ 51,120.00 \text{ Assessment Revenue} \\ +\$ 51,120.00 \text{ Grower Match } (\$0.01) \\ \hline \$102,240.00 \text{ Total} \end{array}$$

Production Research Priorities:

Dry Bean Genetics:

- 1) Yield
- 2) Disease Resistance
 - White Mold
 - Root disease
- 3) Dry down
- 4) Canning Quality

Consumption Priorities:

Educating/Sharing/Communicating the health benefits of including more nutrient dense, edible beans in your diet.

Utilizing Dry Beans as an Ingredient

- Top dressing
- Flour
- Powder
- Breading
-
-
-

Stretching our Assessment Dollars

- Farm Bill
- USDA Specialty Crop Block Grant Program (SCBG)
- Administered by MDARD
- Production focused grants capped at \$100,000 per year
- Successful since 2011
- Marketing/Communication/Education focused grants capped at \$125,000
- Successful since 2019
- **+\$1,570,000.00**

Stretching our Assessment Dollars

- State of Michigan
- Strategic Growth Initiative
- Dry Bean Milling Project
- Phase I (2014-2015)
- Phase II (2015-2016) (Ext.)
- \$450,000.00

Production Challenges

Weed Control

- Small industry with few options and nothing new
- Some very challenging weeds
- Losing more than we are gaining

Disease Control

- Small industry with few options and nothing new
- Some very challenging diseases

Genetics

- Limited

Consumption Opportunities

- Health-conscious consumer
- Trends versus Fad
- New investment
- New bean product launches

There's never been a better time to be in the bean business!

Relationships

MDARD

- Grant opportunities (Jamie, Heather, Amy, Allison, etc)
- Advice, guidance, etc. (Jeff, Brad)

MSU

- Dry Bean Specialist Position (50/50)
- Research (Breeding, Diseases, Weeds, Bugs, etc.)
- Combine (1/3, 1/3, 1/3)



Thank you!

#eatmorebeans

#futureoffood

#healthy

www.michiganbean.com





GRETCHN WHITMER
GOVERNOR

STATE OF MICHIGAN
DEPARTMENT OF AGRICULTURE
AND RURAL DEVELOPMENT

GARY MCDOWELL
DIRECTOR

DATE: November 2, 2022

TO: Michigan Commission of Agriculture and Rural Development

FROM: Jamie Zmitko-Somers

SUBJECT: Carnico Foods

Background

Scott and Ali Ferry, owner/operators of Ferry Farms in Litchfield, MI, along with a neighboring farmer, expanded into Ferry Farms Wholesale (FFW). FFW sells and distributes a variety of products including snack sticks, jerky, charcuterie meats, bacon, ground beef/burger patties, hot dogs, and beer brats featuring beer made from four different breweries located around the State of Michigan, among other things. Carnico Foods was born out of a desire to serve the demand from FFW, created to fulfill an overwhelming need for USDA facilities within the meat processing industry, and with an ability to serve the vast demand from farms and wholesale businesses from all around southern Michigan.

Project Description

Carnico Foods purchased a building in the City of Litchfield (Hillsdale Co.) in June 2022. The partners will invest \$2,300,000 for building renovation and equipment purchases. The USDA inspected facility will have processing, packaging, private labeling, co-packing, and product development capabilities including the ability to smoke meats and a state-of-the art drying/climatic room to produce specialty sausages and cured meats. From a capacity standpoint, the facility will initially be set up to handle about 4,000 pounds of raw product per day (single shift) and increase to 6,000 lbs by the end of 2023, with the intention to ramp up to approximately 15,000-20,000 pounds per week. The Carnico Foods project will create 8 jobs.

Impact on Michigan's Agriculture Industry

As production agriculture evolves, there has been a consistent increase in demand for "*farm-to-table*" products as consumers strive to be closer to their food source. It's challenging for farmers to provide farm-to-table protein sources as the number of USDA processing facilities is limited, and those that do exist are consistently without adequate availability. Carnico Foods will allow family farms that are currently supplying animals to FFW to expand the number of animals they are raising. Some examples of these farms include Ferry Farms in Litchfield, MI, Barton Farms in Homer, MI, Albright Swine Farms in Union City, MI and Hartland Farms in Clayton, MI. In addition, Carnico will be a resource for other farms, such as Vanderfarmers in Sturgis, MI, which is actively developing and growing a wholesale business for its wagyu herd but inhibited by its ability to find a packaging company for their products.

Additional Impact

Presently, products processed specifically for FFW utilize some combination of six different processors that span about 300 miles. By moving this workload to Carnico Foods, that distance is cut down to about 40 miles. Not only does this drastically reduce the cost of goods sold on the products which allows both businesses a greater opportunity for profitability, job creation, and reinvestment, but it greatly reduces the carbon footprint that's created in the process of developing the products from the farm to the end consumer.

Completing Carnico Foods project will provide a diversification of the community's industrial park. City officials in Litchfield have a well-communicated vision of establishing a "*food friendly campus*" of businesses within the food and ag production industry, and the development of Carnico greatly helps to anchor that vision.

MDARD Staff Recommendation

Michigan Department of Agriculture and Rural Development staff recommend the Michigan Commission of Agriculture and Rural Development approve a Food and Agriculture Investment Fund performance-based grant of \$65,000 for Carnico Foods.



Michigan Department of Agriculture and Rural Development

FOOD AND AGRICULTURE INVESTMENT PROGRAM
TERMS SHEET

Company Information

Company Legal Name Camico Foods LLC

Address P.O. Box 386
Litchfield, MI 49252

Project Overview

Project Title USDA Meat Processing & Co-Packing

Project Location 916 Anderson Rd.
Litchfield, MI 49252

Total Project Investment \$ 2,300,000

Total Jobs Created 8

MDARD Project Support

Type of Project Performance Based Grant

Grant Amount \$ 65,000

Milestones



1. Complete building renovations for facility in Litchfield, Michigan, and;
2. Purchase, installation and operation of new machinery and equipment at the facility in Litchfield, Michigan, and;
3. Documentation of any necessary state and federal food processing permits and local building occupancy permits for the facility in Litchfield, Michigan.

Acknowledgement of Terms of Support for Project

All milestones must be completed prior to receiving a disbursement of the performance-based grant.

If the terms of this Letter of Intent for a grant are accepted, the project will be taken to the Agriculture and Rural Development Commission for approval. If approved by the Commission, a grant agreement will be signed between the company and MDARD incorporating the terms included in this term sheet.

Funding is subject to appropriations provided and authorized by the Michigan Legislature.

	10.18.2022		10/14/2022
Company Signor	Date	MDARD Signor	Date
Alissa M. Ferry	Owner	Jamie Zmitko-Somers	Director, Agriculture Development
Print Name	Title	Print Name	Title



GRETCHN WHITMER
GOVERNOR

STATE OF MICHIGAN
DEPARTMENT OF AGRICULTURE
AND RURAL DEVELOPMENT

GARY MCDOWELL
DIRECTOR

DATE: November 2, 2022
TO: Michigan Commission of Agriculture and Rural Development
FROM: Jamie Zmitko-Somers
SUBJECT: D'Still, LLC

Background

Established in 2015, D'Still, LLC dba Motor City Gas (MCG) is a Royal Oak Michigan based whiskey distillery that uses 100% grain as its raw material for producing distilled spirits. 100% of that grain is currently Michigan grown and about 25% of that grain is grown by MCG at their family farm in Ann Arbor, Michigan. MCG has grown 100% year over year in each of their first 6 years.

Project Description

MCG recently signed a contract with Great Lakes Distribution but has not yet started distribution due to inventory shortages as product demand has outpaced inventory. To increase production, MCG will purchase a new 500-gallon whiskey still, forklift, grain handling equipment and processing tanks. These upgrades will enable processing goals of 288,000 lbs. of Michigan grain in 1 year and long-term processing goals of 500,000 lbs of Michigan grain per year, within 5 years, resulting in production of over 500 barrels of whiskey per year. This expansion will allow MCG to launch statewide retail distribution and increase contract distilling for other start up distilleries. Michigan just passed a law to allow craft distilleries to obtain a tax cut if they utilize 40% or more Michigan grains in their products. Virtually all of Motor City Gas's products would qualify for this discount.

Impact on Michigan's Agriculture Industry

As MCG processes more grain and produces more whiskey there will be cascading impacts on MCG's vendors and the economy. A 500% increase in MCG grain purchases and whiskey production will result in a similar business increase for supply chain partners such as farms, malt houses, ingredient, and packaging suppliers. MCG currently contracts approximately 40,000 lbs of grain (14 agricultural acres needed) from two small family farms. Growth from investments will ultimately increase grain usage and acreage by 500% resulting in 5 additional small family or small commercial contract farmers; farmers also benefit from increases in free donated spent grain returned for their livestock. Michigan agricultural tourism benefits from additional MCG tasting rooms, retail distribution, and marketing efforts. All of the above benefit from new local distilleries created with the help of MCG contract distilling.

Additional Impact

Increased production will immediately necessitate hiring. Employees on the manufacturing side of the business will be trained to learn new career skills in agricultural farming, distribution management/logistics, and large batch processing of distilled spirit which will make them more attractive to larger distilleries. Non-manufacturing employees will be trained to learn new career skills in sales, marketing, event coordination, and distribution management. Company growth will lead to creation of new job positions (i.e., sales, marketing, etc.) as well as payroll increases for current employees. As a minority owned business MCG supports the goal of providing opportunities when possible to socially disadvantaged workers.

MDARD Staff Recommendation

Michigan Department of Agriculture and Rural Development staff recommend the Michigan Commission of Agriculture and Rural Development approve a Food and Agriculture Investment Fund performance-based grant of \$65,000 for D'Still, LLC.



Michigan Department of Agriculture and Rural Development

FOOD AND AGRICULTURE INVESTMENT PROGRAM

TERMS SHEET

Company Information

Company Legal Name D'Still, LLC

Address 325 E. 4th Street
Royal Oak, MI 48067

Project Overview

Project Title Expansion of Distilled Spirits Manufacturing Site

Project Location 325 E. 4th Street
Royal Oak, MI 48067

Total Project Investment \$ 261,000

Total Jobs Created 2

MDARD Project Support

Type of Project Performance Based Grant

Grant Amount \$ 65,000

Milestones

1. Purchase, installation and operation of new machinery and equipment at the facility in Royal Oak, Michigan, and;
2. Documentation of any necessary state and federal food processing permits and local building occupancy permits for the facility in Royal Oak, Michigan.

Acknowledgement of Terms of Support for Project

All milestones must be completed prior to receiving a disbursement of the performance-based grant.

If the terms of this Letter of Intent for a grant are accepted, the project will be taken to the Agriculture and Rural Development Commission for approval. If approved by the Commission, a grant agreement will be signed between the company and MDARD incorporating the terms included in this term sheet.

Funding is subject to appropriations provided and authorized by the Michigan Legislature.

Company Signor

10/18/2022

Date

MDARD Signor

10/14/2022

Date

Tonya Lockwood

Print Name

Title
Owner

Title

Jamie Zmitko-Somers

Print Name

Director, Agriculture Development

Title



GRETCHN WHITMER
GOVERNOR

STATE OF MICHIGAN
DEPARTMENT OF AGRICULTURE
AND RURAL DEVELOPMENT

GARY MCDOWELL
DIRECTOR

DATE: November 2, 2022

TO: Michigan Commission of Agriculture and Rural Development

FROM: Jamie Zmitko-Somers

SUBJECT: MG88 Holland Cold Storage, LLC

Background

MG88 Holland Cold Storage, through its wholly owned subsidiary Cold-Link Logistics Holland (CLLH), opened in April 2022 after a 10-month construction period. CLLH provides comprehensive logistics solutions to area growers and manufacturers of frozen meats, fruits, and a variety of grocery products. The company provides product freezing, storage, case picking, cross dock, load consolidation, and logistics services to a wide range of customer. After only 4 months of operations, they have quickly outgrown the warehouse and are planning a 73,000 sq ft expansion (Phase II) which will increase the ability to provide the logistics services the Michigan food and agricultural industry.

Project Description

Capital investment of \$21,677,000 to add approximately 73,000 sq ft to current 147,000 sf warehouse. This expansion will allow major meat packers like Clemens Foods, fruit growers like Cranes Orchard, and dairy processors like Palazzolo's Artisan Dairy to access much needed freezer storage space that is in very limited supply in West Michigan. The project increases employment by 10 semi-skilled workers.

Impact on Michigan's Agriculture Industry

Michigan based meat processors, fruit growers, and food processors are scrambling to locate freezer warehouse storage. Some companies are using out of state freezer facilities, some are utilizing aging warehouses that do not provide the level of service they require, some are attempting to build or acquire their own freezers, and yet many manufacturers are simply struggling with inefficient production runs and low inventories due to the constraints in freezer warehouse capacity. By utilizing warehousing instead of building their own freezer, the producers can direct their limited funds to expanding their production facilities while paying for only the storage space they need, as they need it. It also allows them to run larger production lots which are much more cost effective, and they can store more of their products to meet their customer needs.

Additional Impact

This expansion will allow growers and processors to store their products locally, allow them to improve the efficiency of their operations, and streamline the logistics/delivery process to

distribution centers. The expansion supports a variety of agricultural products: various pork product, beef products, blueberries, cherries, frozen vegetables, bakery products, and frozen seafoods. Product is shipped to distribution centers and warehouse across the USA for major retailers. The warehouse will also be exporting pork products to Asia and South America.

MDARD Staff Recommendation

Michigan Department of Agriculture and Rural Development staff recommend the Michigan Commission of Agriculture and Rural Development approve a Food and Agriculture Investment Fund performance-based grant of \$100,000 for MG88 Holland Cold Storage, LLC.



Michigan Department of Agriculture and Rural Development

FOOD AND AGRICULTURE INVESTMENT PROGRAM

TERMS SHEET

Company Information

Company Legal Name MG88 Holland Cold Storage, LLC

Address 1870 Transport Lane
Holland, MI 49423

Project Overview

Project Title MG88 Holland Cold Storage, LLC

Project Location 1870 Transport Lane
Holland, MI 49423

Total Project Investment \$ 21,677,000

Total Jobs Created 10

MDARD Project Support

Type of Project Performance Based Grant

Grant Amount \$ 100,000

Milestones


1. Complete construction of expansion for facility in Holland, Michigan, and;
2. Purchase, installation and operation of new machinery and equipment at the facility in Holland, Michigan, and;
3. Documentation of any necessary state and federal food processing permits and local building occupancy permits for the facility in Holland, Michigan.


Acknowledgement of Terms of Support for Project

All milestones must be completed prior to receiving a disbursement of the performance-based grant.

If the terms of this Letter of Intent for a grant are accepted, the project will be taken to the Agriculture and Rural Development Commission for approval. If approved by the Commission, a grant agreement will be signed between the company and MDARD incorporating the terms included in this term sheet.

Funding is subject to appropriations provided and authorized by the Michigan Legislature.


Company Signor


Date


MDARD Signor

10/14/2022
Date


Print Name

Title CFO
Title

Jamie Zmitko-Somers
Print Name

Director, Agriculture Development
Title



GRETCHN WHITMER
GOVERNOR

STATE OF MICHIGAN
DEPARTMENT OF AGRICULTURE
AND RURAL DEVELOPMENT

GARY MCDOWELL
DIRECTOR

DATE: November 2, 2022
TO: Michigan Commission of Agriculture and Rural Development
FROM: Jamie Zmitko-Somers
SUBJECT: Perdue Foods, LLC

Background

Perdue Foods, LLC is a subsidiary of Perdue Farms, Inc, a fourth-generation, family-owned, U.S. food and agriculture company based in Salisbury, MD. One of the company's fastest growing divisions is the pet operation, which would utilize the Shelby, MI facility. Started in 2011, the company has approximately 15% of the U.S. jerky treat market share. The company manufactures products under the Spot Farms and Full Moon labels for major pet related retailers.

Project Description

Perdue Foods, LLC owns and operates a pet treat facility in Schulenburg, Texas and currently outsources production to various copackers across the country. Historical and future growth projects of over 35% drive a need for more production. The acquisition and conversion of a now closed fruit drying operation and convert the facility to making jerky and other pet treats would allow Perdue Foods, LLC to expand its national reach while allowing it to grow in-source manufacturing capacity. The location is in close proximity to current finished goods warehouse in Illinois. The project has a capital investment of \$27,074,105, which is in addition to \$8.4M to purchase the former Oceana Foods Company. Job creation is expected to be 99 full time employees.

Impact on Michigan's Agriculture Industry

While the principal raw materials will come from existing Perdue Foods, LLC harvesting operations nationally on the East and West Coast and in the Midwest, there is the opportunity to acquire additional supplies and ingredients, including fruits, such as apples and cherries, and other agricultural products, from Michigan's agricultural industry and Michigan based companies. It is expected that the company will locally source fruits, vegetables, and other seasonings used in its products with a view to growing Perdue Foods, LLC's business activities and relationships in Michigan. Current similar facilities operated by Perdue Foods, LLC purchase approximately 150,000 pounds of apples, cherries, and other fruits each year which the company would expect to source locally for the Oceana facility.

Additional Impact

Perdue Foods, LLC maintains an environmental scorecard for each of its locations, which requires engagement in an annual facility sustainability project that must show a reduction in emissions, wastewater, natural resources consumption or solid waste, and which are led by local “*green teams*” of hourly and salaried associates. The green teams work with their environmental manager to pursue energy efficient systems, while continuously monitoring opportunities to reduce environmental impacts through sustainable means. Both at the corporate and local levels, Perdue Foods, LLC partners with organizations that work to protect natural resources. Stewardship (inclusive of environmental stewardship) is a core value of Perdue Foods, LLC’s, and environmental goals and results are weighed in Perdue Foods, LLC’s management compensation and reported as a part of Perdue Foods, LLC’s annual stewardship reports, keeping Perdue Foods, LLC’s operations accountable. Perdue Foods, LLC has a strong affirmative action program, to ensure equal opportunity programs across all social and economic areas. The affirmative action refers to a policy aimed at increasing workplace or educational opportunities for underrepresented parts of society. Perdue Foods, LLC is a signatory to the CEO Action for Diversity and Inclusion, has established an Inclusion Council composed of diverse associates representing different areas of the company, providing direct input to the senior management team. They also have a number of Associate Resource Groups designed to help us build a diverse, inclusive and engaged workforce and workplace.

MDARD Staff Recommendation

Michigan Department of Agriculture and Rural Development staff recommend the Michigan Commission of Agriculture and Rural Development approve a Food and Agriculture Investment Fund performance-based grant of Perdue Foods, LLC for \$100,000.



Department of
AGRICULTURE
& Rural Development

Michigan Department of Agriculture and Rural Development

FOOD AND AGRICULTURE INVESTMENT PROGRAM

TERMS SHEET

Company Information

Company Legal Name Perdue Foods LLC

Address 168 Lincoln Street
Shelby, MI 49445

Project Overview

Project Title Project Fido

Project Location 168 Lincoln Street
Shelby, MI 49445

Total Project Investment \$ 27,074,105

Total Jobs Created 99

MDARD Project Support

Type of Project Performance Based Grant

Grant Amount \$ 100,000

Milestones

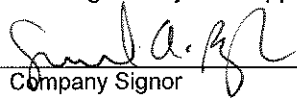

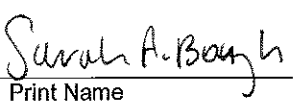
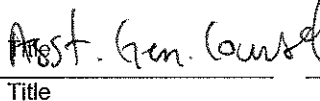
1. Complete site improvements for facility in Shelby, Michigan, and;
2. Purchase, installation and operation of new machinery and equipment at the facility in Shelby, Michigan, and;
3. Documentation of any necessary state and federal food processing permits and local building occupancy permits for the facility in Shelby, Michigan.

Acknowledgement of Terms of Support for Project

All milestones must be completed prior to receiving a disbursement of the performance-based grant.

If the terms of this Letter of Intent for a grant are accepted, the project will be taken to the Agriculture and Rural Development Commission for approval. If approved by the Commission, a grant agreement will be signed between the company and MDARD incorporating the terms included in this term sheet.

Funding is subject to appropriations provided and authorized by the Michigan Legislature.

		10/17/2022
Company Signor	Date	MDARD Signor
		
Print Name	Title	Print Name
		Title



GRETCHN WHITMER
GOVERNOR

STATE OF MICHIGAN
DEPARTMENT OF AGRICULTURE
AND RURAL DEVELOPMENT

GARY MCDOWELL
DIRECTOR

DATE: November 2, 2022

TO: Michigan Commission of Agriculture and Rural Development

FROM: Jamie Zmitko-Somers

SUBJECT: Detroit Food Commons

Background

Detroit Food Commons Qualified Active Low-Income Community Business, Inc was formed in 2021 as a vehicle to receive New Markets Tax Credits financing for the Detroit Food Commons Development Project. DFC QALICB is owned by Development Detroit Inc. (DDI) and the Detroit Black Community Food Security Network (DBCFSN). DDI is a non-profit developer that builds vibrant, resilient communities and expands opportunities for all Detroit residents to succeed. DBCFSN is recognized locally and nationally as a leader in the movement to create a racially just food system. Since 2010, it has led efforts to create the Detroit People's Food Co-op and the Detroit Food Commons.

Project Description

The Detroit Food Commons is a development project in the City of Detroit that will construct a new two-story, mixed-use building, representing \$21,330,277 in total capital investment. The funds for this project have been secured and construction has commenced. The Detroit People's Food Co-op, a grocery store cooperatively owned by community members, will occupy the entire 14,549 square feet first floor. The second floor will house 3,783 square feet of fully licensed incubator kitchen spaces. The Detroit Food Commons Kitchens will provide very low cost, part-time commercial kitchen space for rent in SE MI where the available commercial kitchen spaces are at capacity. The building will also have a community event and banquet space, and office space for the DBCFSN. The development will sit on a 1.42-acre site with onsite parking and space for outdoor vendors. The Detroit People's Food Co-op will create 47 permanent new jobs. As a result of the access to commercial kitchen space that allows users to sell food products to the public, the commercial kitchen space will generate 25-35 new full time equivalent jobs per year.

Impact on Michigan's Agriculture Industry

The Detroit Food Commons Kitchens will allow specialty food businesses like processors, farmers, caterers, and mobile food trucks the opportunity to start from nothing and grow at their own pace. It will also be an incubator kitchen offering resources related to distribution, branding, marketing, accounting, insurance, and financing new products. Proposed users of these kitchens will be diverse, with many being low-to-moderate income individuals who are

seeking to either supplement their incomes, become economically self-sufficient, or to grow an already-existing small food business.

The Detroit People's Food Co-op will provide a retail outlet for the sale of locally grown produce and locally made food products. The store will do more than \$19,000 in retail produce sales each week and will purchase approximately \$10,000 of produce weekly, more than \$8,000 in retail meat and seafood sales each week, with much of that going intentionally to Michigan farmers. Businesses that utilize the kitchens will get critical business training and support so that they are able to utilize kiosk stands in the co-op market.

Additional Impact

The Detroit Food Commons is an important demonstration of a community food project that is rooted in racial justice and the desire for a more equitable economy. It will increase access to healthy food, create jobs, promote local food products, and provide a platform for new and expanding food businesses. The co-operative ownership model of the Detroit People's Food Co-Op will empower community members to make decisions about food access in their own community. Detroit Food Commons will have many green building features, including onsite stormwater retention and detention facilities, Energy Star appliances, Water Smart/low-flow fixtures for kitchen and bathroom facilities, low volatile organic compound paint, onsite construction soil erosion protection, and construction waste management and recycling plans. The Detroit People's Food Co-Op will recycle food containers and packaging and compost food waste. Public classes about composting, reducing food waste, and other green living topics will be held in the building's community event space.

MDARD Staff Recommendation

Michigan Department of Agriculture and Rural Development staff recommend the Michigan Commission of Agriculture and Rural Development approve a Food and Agriculture Investment Fund performance-based grant of \$100,000 for DFC QALICB, Inc.



Department of
AGRICULTURE
& Rural Development

Michigan Department of Agriculture and Rural Development

FOOD AND AGRICULTURE INVESTMENT PROGRAM TERMS SHEET

Company Information

Company Legal Name DFC QALICB, Inc.

Address 2285 S. Michigan Rd., P.O. Box 266
Eaton Rapids, MI 48827

Project Overview

Project Title Detroit Food Commons

Project Location 8324 Woodward Ave
Detroit, MI 48202

Total Project Investment \$ 9,651,500

Total Jobs Created 47

MDARD Project Support

Type of Project Performance Based Grant

Grant Amount \$ 100,000

Milestones



1. Complete construction of grocery store and shared kitchen facility in Detroit, Michigan, and;
2. Purchase, installation and operation of new machinery and equipment at the facility in Detroit, Michigan, and;
3. Documentation of any necessary state and federal food processing permits and local building occupancy permits for the facility in Detroit, Michigan.

Acknowledgement of Terms of Support for Project

All milestones must be completed prior to receiving a disbursement of the performance-based grant.

If the terms of this Letter of Intent for a grant are accepted, the project will be taken to the Agriculture and Rural Development Commission for approval. If approved by the Commission, a grant agreement will be signed between the company and MDARD incorporating the terms included in this term sheet.

Funding is subject to appropriations provided and authorized by the Michigan Legislature.

 _____ Company Signor	10/18/22 _____ Date	 _____ MDARD Signor	10/14/2022 _____ Date
Malik Yakini _____ Print Name	Board Member _____ Title	Jamie Zmitko-Somers _____ Print Name	Director, Agriculture Development _____ Title

MDARD Summary of 2021-2022 Michigan Legislature (Prepared 10/20/2022)							
Type	Bill #	Subject	Date of Last Action	Last Action	Primary Sponsor	Position (if applicable)	Notes
House Bill	<u>6461</u>	Agriculture: fertilizer; fertilizer bans on farmers; prohibit.	10/11/2022	Referred to Committee on Agriculture	Filler	In progress	
Senate Bill	<u>1059</u>	Agriculture: weights and measures; general amendments to the weights and measures act; provide for.	9/28/2022	Referred to Senate Agriculture	Daley	Support	Passed Senate 36-0
House Bill	<u>6317</u>	Drains: water management districts; chapter 22 of drain code; revise.	7/1/2022	Referred to Local Government	Calley	Pending	EGLE/MDARD co-leads
House Bill	<u>6318</u>	Drains: water management districts; chapter 22 of drain code; revise.	7/1/2022	Referred to Local Government	Morse	Pending	EGLE/MDARD co-leads
House Bill	<u>4842</u>	Liquor: spirits; markup on spirits; revise based on distiller's use of Michigan distillate.	7/1/2022	Referred to Reg Reform	Outman	MDARD/LARA worked on sub	Assigned PA 135
Senate Bill	<u>1018</u>	Property: land sales; notification method for sale of certain real estate; modify.	6/30/2022	Referred to Senate Agriculture	Zorn	Neutral	Passed Senate Ag 5-0
Senate Bill	<u>1019</u>	Agriculture: associations and commissions; local agricultural or horticultural societies; modify stockholder requirements.	6/30/2022	Referred to Senate Agriculture	Zorn	Neutral	Passed Senate Ag 5-0
House Bill	<u>6334</u>	Individual income tax: credit; tax incentive for certain motor fuel retail dealers that offer grades of biodiesel; provide for.	6/30/2022	Referred to Tax Policy	Bellino	Met with Treasury in August	Treasury is Lead
House Bill	<u>6218</u>	Taxation: specific tax; funding for nonferrous mining research and development projects; provide for.	6/30/2022	Referred to Natural Resources and Outdoor Recreation	Cambensy	N/A	Treasury/EGLE leads
House Bill	<u>5589</u>	Animals: dogs; provision related to tattooing of dangerous dogs; repeal.	6/29/2022	Referred to House Judiciary	Puri	Support	Assigned PA 120
House Bill	<u>5588</u>	Animals: dogs; provision related to tattooing of certain dogs under the dog law of 1919; repeal.	6/29/2022	Referred to House Judiciary	TC Clements	Support	Assigned PA 121
Senate Bill	<u>1058</u>	Agriculture: diseases and pests; issuance of certificates of free sale in insect pest and plant disease act; provide for.	6/29/2022	Referred to Senate Agriculture	Daley	Support	Assigned PA 130

House Bill	<u>5742</u>	Agriculture: pesticides; issuance of certificates of free sale for pesticides; provide for.	6/29/2022	Referred to Agriculture	Cambensy	Support	Assigned PA 124
House Bill	<u>5743</u>	Agriculture: fertilizer; issuance of certificates of free sale for fertilizer; provide for.	6/29/2022	Referred to Agriculture	Steenland	Support	Assigned PA 125
House Bill	<u>5744</u>	Food: other; issuance of certificates of free sale in food law; provide for.	6/29/2022	Referred to Agriculture	Alexander	Support	Assigned PA 126
House Bill	<u>5745</u>	Agriculture: other; issuance of certificates of free sale in feed law; provide for.	6/29/2022	Referred to Agriculture	Borton	Support	Assigned PA 127
House Bill	<u>5747</u>	Food: milk; issuance of certificates of free sale in manufacturing milk law of 2001; provide for.	6/29/2022	Referred to Agriculture	Posthumus	Support	Assigned PA 128
House Bill	<u>5748</u>	Food: milk; issuance of certificates of free sale in grade A milk law; provide for.	6/29/2022	Referred to Agriculture	Filler	Support	Assigned PA 129
Senate Bill	<u>977</u>	Agriculture: associations and commissions; growth assessments; audit requirements; modify.	6/15/2022	Senate Agriculture Committee	Daley	Neutral	Passed Senate 37-0
House Bill	<u>6199</u>	Agriculture: diseases and pests; notification to legislature of dangerous insects or infectious diseases found to exist; require.	6/14/2022	Referred to House Oversight	Alexander	N/A	EOG is lead on larger package
Senate Bill	<u>1087</u>	Agriculture: marketing; program referendum requirements; eliminate	6/13/2022	Referred to Senate Agriculture	Lauwers	Pending	MDARD lead
Senate Bill	<u>802</u>	State: symbol; wild rice; designate as the official native grain. Creates new act.	6/9/2022	Referred to Senate Agriculture	Hollier	Support	
SR	<u>139</u>	A resolution to urge Congress to pass legislation that would allow farmers, along with coalitions and trade associations representing farmers, to petition the U.S. International Trade Commission to temporarily waive tariffs on imports of fertilizer and fertilizer ingredients imported from Morocco.	5/11/2022	Referred to Senate Agriculture	VanderWall	N/A	Dept. does not take positions on Resolutions
House Bill	<u>5893</u>	Agriculture: weights and measures; general amendments to the weights and measures act; provide for.	5/4/2022	Referred to House Agriculture	Witwer	Support	MDARD initiated

House Resolution	<u>289</u>	A resolution to urge Congress to pass legislation that would allow farmers to petition the U.S. International Trade Commission to temporarily waive tariffs on imports of fertilizer and fertilizer ingredients imported from Morocco.	5/4/2022	Referred to House Agriculture	Meerman	N/A	Dept. does not take positions on Resolutions
House Bill	<u>5746</u>	Agriculture: diseases and pests; issuance of certificates of free sale in insect pest and plant disease act;	3/23/2022	Referred to Agriculture	Bezotte	Support	Passed House 105-0 (replaced with SB 1058 in package)
House Bill	<u>5704</u>	Food: cottage food operation; certain requirements for cottage food operations and cottage food products; modify.	3/23/2022	Referred to House Agriculture	Glenn	Neutral	Passed House 61-44
House Bill	<u>5671</u>	Food: cottage food operation; cottage food operations; allow to sell, offer for sale, and accept payment for cottage food products over the internet.	3/23/2022	Referred to Committee on Agriculture	Julie Alexander	Neutral	Passed House 61-44
House Bill	<u>5804</u>	Health occupations; veterinarians; veterinarian-client-patient relationship; require under certain circumstances.	2/23/2022	Referred to Rules and Competitiveness	Alexander	N/A	LARA most likely lead
House Bill	<u>5058</u>	Food: adulterated; adulteration of food containing industrial hemp;	2/17/2022	Referred to Regulatory Reform	TC Clements	Neutral	Passed House, Referred to Senate Reg Reform
House Bill	<u>5061</u>	Agriculture: industrial hemp; certain activities under a processor-handler license and definition of industrial hemp commodity and product;	2/17/2022	Referred to Regulatory Reform	Postumus	Neutral	Passed House, Referred to Senate Reg Reform
House Bill	<u>5617</u>	Agriculture: industrial hemp; requirements for industrial hemp added to food or dietary supplement; modify.	2/17/2022	Referred to House Regulatory Reform	Pat Outman	Neutral	Passed House, Referred to Senate Reg Reform
Senate Bill	<u>864</u>	Drains: other; provision related to drain inspections; modify.	2/9/2022	Referred to Local Government	Kevin Daley	In progress	
Senate Bill	<u>865</u>	Drains: other; definition of per diem and compensation for drainage boards	2/9/2022	Referred to Local Government	Jeremy Moss	In progress	

Senate Bill	<u>866</u>	Drains: districts; drainage district boundaries; revise under certain circumstances. Agriculture: pesticides; inspection requirements for aerial applicators; modify for out-of-state aircraft.	2/9/2022	Referred to Local Government	Rick Outman	In progress	Hearing on 2/2 in House Ag
House Bill	<u>5700</u>	Agriculture: pesticides; inspection requirements for aerial applicators; modify for out-of-state aircraft.	1/27/2022	Referred to House Agriculture	Lightner	Still formulating position	Passed House 96-6 on 1/27. \$5 million included for FDD
House Bill	<u>5524</u>	Appropriations: supplemental; general; provide for 2021-2022. Creates appropriation act.	1/27/2022	Appropriations	Albert	N/A	
House Bill	<u>4982</u>	Food: other; labeling as meat a laboratory-grown meat substitute; prohibit.	1/26/2022	Referred to Agriculture	Beau LaFave	No Position-written testimony provided	
Senate Bill	<u>4031</u>	Labor: health and safety; violations of reports of injuries and death; modify	1/18/2022	Referred to Agriculture	Kahle	MIOSHA is opposed	Passed Senate 29-9 on 1/18/2022
	<u>205</u>	A resolution urging the U.S. Congress, federal agencies, and state departments to address the ongoing fertilizer price increases and shortages that are impacting Michigan farmers.	1/18/2022	Referred to Committee on Agriculture	Steve Carra	N/A-Dept. does not take positions on Resolutions	
House Resolution	<u>205</u>	A resolution urging the U.S. Congress, federal agencies, and state departments to address the ongoing fertilizer price increases and shortages that are impacting Michigan farmers.	1/18/2022	Referred to House Agriculture	Carra	N/A	
House Resolution	<u>814</u>	Individual income tax: credit; credit for certain motor fuel retail dealers; provide for. Amends 1967 PA 281	1/11/2022	Referred to Senate Agriculture	Kevin Daley	N/A	Treasury lead-opposed
Senate Bill	<u>494</u>	Agriculture: other; certain reporting requirements for environmental assurance advisory council and funding and standards for the MAEAP; modify, and eliminate water quality protection fee sunset.	12/16/2021	Referred to Senate Agriculture. Re-referred to Senate Appropriations	Daley	Support with Budget Deal	Assigned PA 123 of 2021
Senate Bill	<u>7</u>	A concurrent resolution to approve a designated open space land application for property in Kent County.	12/15/2021	Referred to the Committee on Agriculture	Thomas Albert	Support	Adopted by Full House and Senate-referred to the Clerk for record
House Bill	<u>5595</u>	Liquor: licenses; license to sell spirits or mixed spirit drink at a farmer's market; provide for.	12/2/2021	Referred to Committee on Regulatory Reform	Pauline Wendzel	N/A	LARA is lead agency

House Bill	4703	Crimes: animals; restitution for care and treatment of certain forfeited animals; impose penalty on ownership of animal to person convicted of certain crimes against animal.	11/10/2021	Referred to Judiciary	Wozniak	Neutral	Passed House 91/14 on 11/10-Referred to Senate Judiciary
House Bill	4704	Animals: care and treatment; restitution for care and treatment of certain forfeited animals; impose penalties upon owner.	11/10/2021	Referred to Judiciary	Wozniak	Neutral	Passed House 91/14 on 11/10-Referred to Senate Judiciary
Senate Bill	697	Individual income tax: credit; beginning farmer tax credit; provide for.	10/21/2021	Referred to Senate Finance	LaSata	N/A	Treasury is lead-opposed
House Bill	4801	Public utilities: public service commission; registration procedure for electric vehicle charging stations; provide for.	10/19/2021	Referred to House Energy	Schroeder	No stance in committee/MDARD opposed going forward	Passed the House 85-18- Sent to Senate Energy
House Bill	4802	Public utilities: public service commission; licensing of electric vehicle charging station operators; provide for.	10/19/2021	Referred to House Energy	Kuppa	No stance in Committee from MPSC	Passed the House 88-15 - Sent to Senate Energy
House Bill	5412	Housing: landlord and tenants; allocation of responsibilities; provide for with respect to prevention and management of bedbug infestation.	10/19/2021	Referred to House Regulatory Reform	Alex Garza	N/A	MSHDA/Legal are leads, MDARD 3PM provided comments
House Bill	5406	Creates the office of Rural Development	10/14/2021	Referred to House Gov Ops	Witwer	Support with changes	Companion bill to McBroom's
Senate Bill	682	Creates the office of Rural Development	10/7/2021	Referred to Senate Appropriations	McBroom	Support with changes	Pending hearing-Office was created via ED 2022-1
House Bill	4561	Food: licensing; licensing fees for certain food establishments; make refundable.	10/6/2021	Referred to Committee on Regulatory Reform	Roth	Opposed	Passed House 97-10 on 6/17, Passed Senate Reg Reform
House Bill	5374	Food: other; lead leachate levels for dinnerware; regulate. Amends sec. 6101 of 2000 PA 92	10/6/2021	Referred to House Health Policy	Julie Rogers	Analysis to be completed with movement	MDARD is lead
Senate Bill	258	Communications: newspapers and magazines; publication of public notices in newspapers; include requirements for publication by electronic means.	10/5/2021	Referred to Senate Local Government	VanderWall	Gov. Legal is lead/watching for CDs	Gov Legal is lead
House Bill	5059	Agriculture: industrial hemp; restrictions under the industrial hemp growers act; modify. Natural resources: nonnative	9/20/2021	Referred to Regulatory Reform	Mueller	Pulled	

House Bill	<u>5285</u>	species; advisory council to combat the online sale of aquatic invasive species; establish.	8/18/2021	Referred to Natural Resources and Outdoor Recreation	Sarah Anthony	N/A	EGLE/DNR leads (MDARD contributed to analysis)
Senate Bill	<u>591</u>	Food; other; use of PFAS, bisphenols, and phthalates in food packaging; prohibit.	7/15/2021	Referred to Environmental Quality	Jeff Irwin	Analysis to be completed with movement	MDARD is lead
House Bill	<u>4603</u>	Civil rights: open meetings; circumstances permitting public meetings of certain public bodies to be held electronically by telephonic or video conferencing; modify.	7/13/2021	Referred to the Committee on Agriculture	Joe Bellino	Legal took over as lead	Signed by the Governor on 7/13/21- PA 54'21 with immediate effect
House Bill	<u>4516</u>	Marihuana: liability; sale of marihuana to an individual who is younger than 21 years of age or visibly intoxicated; prohibit, and create cause of action for harm that the individual causes.	7/13/2021	Referred to the Committee on Reg Reform	Hauck	LARA/MRA	Signed by the Governor on 7/13/21- PA 55'21
Senate Bill	<u>4517</u>	Marihuana: other; definition of industrial hemp; modify	7/13/2021	Referred to the Committee on Reg Reform	Rabhi	LARA/MRA	Signed by the Governor on 7/13/21- PA 56'21
House Bill	<u>5250</u>	Food; other; use of PFAS, bisphenols, and phthalates in food packaging; prohibit.	7/1/2021	Referred to House Agriculture	Rabhi	Pending	MDARD is lead, other bill is Irwin's which will be EGLE
House Bill	<u>5250</u>	Food; other; use of PFAS, bisphenols, and phthalates in food packaging; prohibit.	7/1/2021	Referred to House Agriculture	Yousef Rabhi		
Senate Bill	<u>582</u>	Animals: care and treatment; conducting of research or training activities on dogs in a manner that causes pain or distress, and certain related activities, by an affiliate of a public body; prohibit. Creates new act.	6/30/2021	Referred to Agriculture	Paul Wojno		
House Bill	<u>5128</u>	Medical marihuana: other; smoking medical marihuana in public places; expand prohibition against to include food service establishments.	6/29/2021	Referred to Reg Reform	Calley	N/A	LARA/MRA is lead
House Bill	<u>5129</u>	Marihuana: other; smoking marihuana in public places; expand prohibition against to include food service establishments.	6/29/2021	Referred to Reg Reform	Calley	N/A	LARA/MRA is lead
House Bill	<u>565</u>	Appropriations: supplemental; drinking water and water infrastructure improvements supplemental; provide for. Creates appropriation act.	6/24/2021	Referred to Appropriations	Bumstead	N/A	Multiple agencies are included in this supplemental which appropriates \$2.5 B Federal relief

House Bill	<u>4912</u>	Health occupations; veterinarians; veterinarian-client-patient relationship; require and provide for other amendments to the regulation of veterinary medicine.	6/16/2021	Referred to House Agriculture	Bezotte	N/A	LARA is lead agency, MDARD is watching, hearing on 6/16 in House Ag
House Bill	<u>4823</u>	Removes allocation of revenue cap under the lawful internet gaming act to the Michigan agriculture equine industry development fund.	5/27/2021	Referred to Agriculture	Alexander	Unclear of lead agency	Passed House Ag 8-3 on 5/19-on third reading
House Bill	<u>4824</u>	Removes allocation of revenue cap under the lawful sports betting act to the Michigan agriculture equine industry development fund.	5/27/2021	Referred to Agriculture	Hertel	Unclear of lead agency	Passed House Ag 8-3 on 5/19-on third reading
Senate Bill	<u>493</u>	Trade: business regulation; requirements for advertising of reduced gasoline prices; modify.	5/27/2021	Referred to Economic and Small Business Development	Jim Stamas		
Senate Bill	<u>4895</u>	Agriculture: pesticides; use of neonicotinoid pesticides; regulate.	5/25/2021	Referred to House Agriculture	Kuppa	N/A	Not moving
Senate Bill	<u>4896</u>	Agriculture: plants; classification of milkweed as a noxious or exotic weed by local governments; prohibit.	5/25/2021	Referred to House Agriculture	Steckloff	N/A	Not moving
House Bill	<u>439</u>	Environmental protection: permits; denial or imposition of additional conditions on; provide for when projects are located in environmentally overburdened communities.	5/25/2021	Re-referred to Transportation and Infrastructure	Runestad	N/A	MDOT/SBO are leads
House Bill	<u>4599</u>	Gaming: horse racing; breeders' awards; increase. Amends secs. 8, 19 & 20 of 1995 PA 279	5/11/2021	Referred to Agriculture	Alexander	Neutral	Passed House 106-1 on 5/11
HCR	<u>4600</u>	Gaming: horse racing; references to horse racing law of 1995 in 1951 PA 90; update. Amends sec. 2 of 1951 PA 90	5/11/2021	Referred to Agriculture	Cherry	Neutral	Passed House 106-1 on 5/11
House Bill	<u>4394</u>	Appropriations: zero budget; department of agriculture and rural development; provide for fiscal year 2021-2022.	5/11/2021	Appropriations	Allor	Opposed	Passed House 57-50 on 5/11
Senate Bill	<u>77</u>	Appropriations: zero budget; department of agriculture and rural development; provide for fiscal year 2021-2022. Creates appropriation act	5/11/2021	Referred to the Committee on Appropriations	Roger Victory	N/A	Passed the Senate 20-15 on 5/11

House Bill	353	Food: licensing; waiver for licensing and registration fees for certain food establishments, water bottlers, and water dispensing machine owners for the 2021 to 2022 licensing year; provide for.	5/6/2021	Referred to the Committee on Regulatory Reform	Curtis VanderWall	Opposed	Passed out of the Senate 20-16 on 5/6. Referred to House Reform
House Bill	354	Health: local health departments; waiver for licensing fees for certain food establishments for the 2021 to 2022 licensing year; provide for.	5/6/2021	Referred to the Committee on Regulatory Reform	Curtis VanderWall	Opposed	Passed out of the Senate 20-16 on 5/6. Referred to house Reg Reform
House Bill	4784	Animals: care and treatment; definition of shelter for animals; modify.	5/5/2021	Referred to the Committee on Judiciary	Brann	Pending	No hearing
Senate Bill	4785	Crimes: animals; cross-reference in revised judicature act; update.	5/5/2021	Referred to House Agriculture	Brann	Pending	No hearing
House Bill	4786	Crimes: animals; cross-reference in animal welfare fund act; update	5/5/2021	Referred to House Agriculture	Brann	Pending	No hearing
House Bill	4874	Animals: care and treatment; definition of shelter for animals; modify.	5/4/2021	Referred to House Judiciary	Brann	N/A	MSP/Legal leads. MDARD providing care comments
House Bill	4420	Appropriations: zero budget; multi-department supplemental appropriations; provide for fiscal year 2021-2022.	4/29/2021	Appropriations	Albert	N/A	Reported from Full Appropriations on 4/29/21
House Bill	370	Environmental protection: hazardous products; glyphosate herbicide; prohibit certain residential uses of.	4/21/2021	Referred to the Committee on Environmental Quality	Rosemary Bayer	N/A	MDARD is lead agency, won't likely move
Senate Bill	4611	Animals: birds; issuance of carrier pigeon permits; require compliance with local ordinances and regulations, and prohibit the enactment of local ordinances that prohibit the keeping of carrier pigeons.	4/13/2021	Referred to Committee on Agriculture	Tulio Liberati	N/A	Watching: Probably won't move
House Bill	5477	Food: other; sale of food items represented to be kratom products; regulate. Creates new act.	4/13/2021	Referred to House Regulatory Reform	Laurie Stone	Not engaging per EOG/Federal issue	The H-2 removed MDARD as regulating agency.
House Bill	186	Agriculture: industrial hemp; regulations for growing industrial hemp; modify.	3/25/2021	Referred to the Committee on Agriculture	Dan Lauwers	Support	PA 4 of 2021 signed on 3/25/2021
House Bill	4550	Courts: juries; postponement of jury service; allow for farmers during certain months.	3/23/2021	Referred to the Committee on Agriculture	Postumus	SCAO/Legal are lead agencies	Awaiting first hearing

House Bill	<u>229</u>	food: licensing; licensing fees for food establishments; provide waiver for 2021 to 2022 licensing year.	3/1/2021	Referred to the Committee on Regulatory Reform	Curtis VanderWall	N/A	Replaced with SB 3538.354
House Bill	<u>4497</u>	Health; other; aerial spraying of pesticides to prevent and control diseases and environmental health hazards; require department of health and human services to provide notice to the public before implementation.	3/1/2021	Referred to Committee on Health Policy	Brad Paquette	N/A	Watching: DHHS is lead agency and is opposed
House Bill	<u>4881</u>	Animals: research facilities; certain research facilities to offer certain laboratory animals for adoption before euthanization; require.	2/22/2021	Regulatory Reform	Hertel	No Position	Hearing on 2/22 in Reg. Reform
House Bill	<u>4882</u>	Animals: research facilities; reporting requirements and penalties for noncompliance; provide for.	2/22/2021	Regulatory Reform	Brann	No Position	Hearing on 2/22 in Reg. Reform
Senate Bill	<u>4246</u>	Trade: business practices; gas tax rates posted at gas pumps; require.	2/16/2021	Referred to the Committee on Transportation	Beau LaFave	Opposed	
Senate Bill	<u>136</u>	Agriculture: pesticides; registry of individuals seeking to be notified in the event of the emergency use or application of pesticides on or adjacent to their property; provide for. Amends	2/16/2021	Referred to the Committee on Environmental Quality	Rick Outman	N/A	The Department worked with Sen. Outman to create an alert system outside of the legislative process
House Bill	<u>4186</u>	Animals: exotic; applicability of certain provisions of the large carnivore act based on residency; modify.	2/9/2021	Referred to the Committee on Agriculture	Thomas Albert	Opposed	No hearing
House Bill	<u>4165</u>	Highways: bridges; tractors and farm equipment to cross the Mackinac Bridge; allow under certain conditions. Amends sec. 12 of 1952 PA 214 (MCL 254.322).	2/9/2021	Referred to the Committee on Transportation	Steven Johnson	N/A	MDARD/MDOT are cc leads

